



**GAME 12**  
**WEEKLY RELEASE**



**TITANS VS. BROWNS**  
SUNDAY, DECEMBER 6, 2020







SAINT THOMAS SPORTS PARK | 460 Great Circle Road | Nashville, TN 37228 | 615-565-4100 | TennesseeTitans.com | @Titans

ROBBIE BOHREN Senior Director of Communications | DWIGHT SPRADLIN Assistant Director of Media Relations  
 JARED PUFFER Media Relations Manager | KATE GUERRA Team Publicist | KIM SMITH Media Relations Coordinator

FOR IMMEDIATE RELEASE

NOVEMBER 30, 2020



# TITANS HOST BROWNS TO OPEN DECEMBER SCHEDULE



Tennessee Titans (8-3) vs. Cleveland Browns (8-3)

Sunday, Dec. 6, 2020 • Noon CST • Nissan Stadium • Nashville, Tenn. • TV: CBS

NASHVILLE — The Tennessee Titans return home this week to face the Cleveland Browns in a battle of AFC playoff hopefuls with identical 8-3 records. Kickoff at Nissan Stadium is scheduled for noon CST on Sunday, Dec. 6.

Ticket sales for the contest were limited to 21 percent of the Nissan Stadium's normal capacity following current Center for Disease Control guidelines. Detailed information on the team's Safe Stadium Plan can be found at [tennesseetitans.com/safestadium](https://tennesseetitans.com/safestadium).

**THE BROADCAST**

This week's contest will be regionally televised on CBS, including Nashville affiliate WTVM NewsChannel 5. The broadcast team includes play-by-play announcer **Ian Eagle**, analyst **Charles Davis** and reporter **Evan Washburn**.

Fans can livestream the broadcast on their mobile devices from the Titans Mobile App (iOS and Android) and on TennesseeTitans.com mobile web. Restrictions apply. For more information and additional options visit [TennesseeTitans.com](https://TennesseeTitans.com) or [NFL.com/ways-to-watch](https://NFL.com/ways-to-watch).

The Titans Radio Network, including Nashville flagship 104.5 The Zone, will carry the game across the Mid-South with the "Voice of the Titans" **Mike Keith**, analyst **Dave McGinnis**, sideline reporter **Amie Wells**, and gameday hosts **Rhett Bryan** and **Jonathan Hutton**.

Additionally, Compass Media Networks will broadcast the game to a national radio audience. **Chris Carrino** (play-by-play) and **Brian Baldinger** (analyst) will have the call.

**TITANS TAKE LEAD IN AFC SOUTH**

The Titans, who have only two home games left on their schedule, will be back at Nissan Stadium this week following two consecutive road victories that put them back atop their division. After beating the Ravens in Baltimore on Nov. 22, they traveled to face the AFC South rival Indianapolis Colts last week and came away with a 45-26 win.

Running back **Derrick Henry** rushed for 178 yards and three touchdowns against the Colts, generating his third consecutive 100-yard game. He leads the NFL through 12 weeks with 1,257 rushing yards, and his 12 rushing touchdowns are second in the league behind the 13 scored by Minnesota's **Dalvin Cook**.

Titans quarterback **Ryan Tannehill** was an efficient 13-of-22 passing for 221 yards and one touchdown (108.3 passer rating), and he added a one-yard touchdown run. His 106.7 passer rating in 2020 ranks sixth in the NFL among qualifiers.

Wide receiver **A.J. Brown** caught four passes for a team-high 98 yards, including a 69-yard touchdown. He added a 42-yard kickoff return for a touchdown on an onside attempt by the Colts in the fourth quarter to become the first player in franchise history with a receiving touchdown and a kickoff return touchdown in the same game.

The win gave the Titans their best record through 11 games since they had a 10-1 start in 2008, and it put them one game in front of the Colts for first place in the AFC South. The Colts travel to Houston on Sunday to face the Texans.

The Titans and Browns are each counting on a win to keep pace in a hotly contested AFC playoff race, which ultimately will produce four division winners and three wild cards. There are seven AFC clubs, including the Titans and Browns, with at least seven wins.

**THE BROWNS**

The Browns, who feature the NFL's top ranked rushing offense (161.4 yards per game), are in their first season with **Kevin Stefanski** as head coach. He was named to the post after spending the previous 14 seasons with the Vikings, most recently as offensive coordinator.

Stefanski's squad is positioned to make a run for the franchise's first playoff appearance since 2002. Following last week's 27-25 win at Jacksonville, they are in sole possession of second place in the AFC North behind the Pittsburgh Steelers (10-0 through Nov. 29).

Quarterback **Baker Mayfield** is in his third season since the Browns made him the first overall selection in the 2018 NFL Draft. He has started all 11 games in 2020, passing for 2,108 yards and 17 touchdowns with seven interceptions.

## 2020 TITANS SCHEDULE

Day	Date	Opponent	Result, Kickoff	Score, TV
Mon.	Sept. 14	at Denver	W	16-14
Sun.	Sept. 20	JACKSONVILLE	W	33-30
Sun.	Sept. 27	at Minnesota	W	31-30
Sun.	Oct. 4	Bye		
Tue.	Oct. 13	BUFFALO	W	42-16
Sun.	Oct. 18	HOUSTON	W	42-36 (OT)
Sun.	Oct. 25	PITTSBURGH	L	24-27
Sun.	Nov. 1	at Cincinnati	L	20-31
Sun.	Nov. 8	CHICAGO	W	24-17
Thur.	Nov. 12	INDIANAPOLIS	L	17-34
Sun.	Nov. 22	at Baltimore	W	30-24 (OT)
Sun.	Nov. 29	at Indianapolis	W	45-26
Sun.	Dec. 6	CLEVELAND	Noon	CBS
Sun.	Dec. 13	at Jacksonville	Noon*	CBS
Sun.	Dec. 20	DETROIT	Noon*	FOX
Sun.	Dec. 27	at Green Bay	7:20 p.m.*	NBC
Sun.	Jan. 3	at Houston	Noon*	CBS

All kickoff times Central \* Time, TV subject to change

## AFC SOUTH STANDINGS

TEAM	W	L	T	PCT	DIV	CONF
Tennessee Titans	8	3	0	.727	3-1	6-3
Indianapolis Colts	7	4	0	.636	1-2	3-4
Houston Texans	4	7	0	.364	2-1	3-5
Jacksonville Jaguars	1	10	0	.091	1-3	1-8

**LAST WEEK:** Hou 41 at Det 25, Ten 45 at Ind 26, Cle 27 at Jax 25

**THIS WEEK (central time):** Ind at Hou (Sun 12:00), Jax at Min (Sun 12:00), Cle at Ten (Sun 12:00)

**NEXT WEEK (central time):** Hou at Chi (Sun 12:00), Ten at Jax (Sun 12:00), Ind at LV (Sun 3:05)

## GAME INFORMATION

**Date of Game** ..... Sunday, Dec. 6, 2020  
**Kickoff Time** ..... Noon CST  
**Venue** ..... Nissan Stadium  
**Location** ..... Nashville, Tenn.  
**Opened in** ..... 1999  
**Surface** ..... Natural Grass  
**Normal Capacity** ..... 69,143  
**This Week's Capacity** ..... 21 percent

**Home Team** ..... Tennessee Titans (8-3)  
**Website** ..... [www.TennesseeTitans.com](http://www.TennesseeTitans.com)  
**Media Guide** ..... [www.TennesseeTitans.com/Media](http://www.TennesseeTitans.com/Media)  
**Franchise since** ..... 1960 (1960-96 Houston Oilers; 1997-98 Tennessee Oilers)  
**Ownership** ..... Amy Adams Strunk (Controlling Owner and Co-Chairman, Board of Directors); Susie Adams Smith (Co-Chairman, Board of Directors); Kenneth S. Adams, IV (Board of Directors); Barclay Adams; Susan Lewis  
**President/CEO** ..... Burke Nihill  
**EVP/General Manager** ..... Jon Robinson  
**Head Coach** ..... Mike Vrabel (since 2018)  
**Offensive Coordinator** ..... Arthur Smith  
**2020 NFL Offensive Rank** ..... 8 (Total), 3 (Rush), 22 (Pass)  
**2020 NFL Defensive Rank** ..... 25 (Total), 16 (Rush), 28 (Pass)

**Visiting Team** ..... Cleveland Browns (8-3)  
**Website** ..... [www.clevelandbrowns.com](http://www.clevelandbrowns.com)  
**Franchise since** ..... 1950  
**Owners** ..... Jimmy Haslam, Dee Haslam, Whitney Johnson  
**Owner/Exec. VP** ..... JW Johnson  
**GM/Exec. VP of Football Ops.** ..... Andrew Berry  
**Head Coach** ..... Kevin Stefanski (since 2020)  
**Offensive Coordinator** ..... Alex Van Pelt  
**Defensive Coordinator** ..... Joe Woods  
**Special Teams Coordinator** ..... Mike Priefer  
**2020 NFL Offensive Rank** ..... 18 (Total), 1 (Rush), 30 (Pass)  
**2020 NFL Defensive Rank** ..... 17 (Total), 9 (Rush), 20 (Pass)

**Referee** ..... Clete Blakeman

**Television** ..... CBS  
**Nashville Affiliate** ..... WTVF NewsChannel 5  
**Mobile\*** ..... Titans Mobile Site, Titans App, CBS All Access, NFL App, Yahoo! Sports App  
*\*Geographic and device restrictions apply. Data charges may apply.*  
**Play-by-Play** ..... Ian Eagle  
**Analysts** ..... Charles Davis  
**Reporter** ..... Evan Washburn

**Radio** ..... Titans Radio Network  
**Flagship** ..... WGFX 104.5 FM-The Zone  
**Satellite Radio** ..... Sirius 137, XM 228, SXM 228 (Internet 830)  
**Play-by-Play** ..... Mike Keith  
**Analyst** ..... Dave McGinnis  
**Gameday Hosts** ..... Rhett Bryan, Jonathan Hutton  
**Reporter** ..... Amie Wells

**National Radio** ..... Compass Media Networks  
**Play-by-Play** ..... Chris Carrino  
**Analyst** ..... Brian Baldinger

**Scheduled Gameday Promotions (subject to change)**  
**Fans Will Receive** ..... Tennessee Tough Rally Towel  
**Honorary 12th Titan** ..... TBA  
**National Anthem** ..... Mandisa



## SERIES AT A GLANCE

- Overall series (regular & postseason): **Browns lead 35-32**
- Regular season series: **Browns lead 35-31**
- Postseason series: **Titans lead 1-0**
- Total points: **Titans 1,333, Browns 1,323**
- Current streak: **Three wins by Titans**
- Titans at home vs. Browns: **14-19**
- Titans on road vs. Browns: **18-16 (including 1-0 in playoffs)**
- Longest winning streak by Titans: **6 (1995-01)**
- Longest losing streak by Titans: **9 (1970-74)**
- Titans vs. Browns at Nissan Stadium: **4-3**
- Last time at Nissan Stadium: **Browns 26 at TITANS 28 (10-16-16)**
- Titans vs. Browns at FirstEnergy Stadium: **6-1**
- Last time at FirstEnergy Stadium: **TITANS 43 at Browns 13 (9-8-19)**
- First time: **Oilers 14 at BROWNS 28 (11-22-70)**
- Mike Vrabel's record vs. Browns: **1-0**
- Kevin Stefanski's record vs. Titans: **0-0**
- Mike Vrabel's record vs. Kevin Stefanski: **0-0**

## A TITANS VICTORY WOULD ...

- Guarantee the Titans at least nine wins and a winning record for the fifth consecutive season—every year since Jon Robinson was hired as general manager.
- Give the Titans a 7-3 conference record in 2020.
- Improve the Titans' home record in 2020 to 5-2.
- Improve the Titans' all-time record at Nissan Stadium, including playoffs, to 102-77.
- Give the Titans 100 regular season wins at Nissan Stadium, which opened in 1999.
- Give the Titans 25 wins in their 35 most recent home games.
- Improve Mike Vrabel's career record to 29-18 as a head coach, including playoffs.
- Improve QB Ryan Tannehill's combined starting record in the regular season and playoffs to 60-53, including an 18-7 record with the Titans.

## THIS WEEK'S CHARITABLE DRIVE

### THIS WEEK: TOYS FOR TOTS DRIVE

In place of gameday drives at Nissan Stadium in 2020, the Titans will host virtual charity drives throughout the season to support non-profit organizations throughout Tennessee. Fans are encouraged to participate by going to [TennesseeTitans.com/CharityDrives](http://TennesseeTitans.com/CharityDrives). Click "View Wish List" to view and purchase items from the organization's wish list. Any items purchased will be shipped directly to the non-profit organization.

This week, the Titans are supporting the **Marine Toys for Tots Program**, which collects new, unwrapped toys for children who might not receive a Christmas gift otherwise. All toys donated through the Titans toy drive will be distributed by local Marines and Toys for Tots volunteers to children in our area during the holidays.

VIEW AND DONATE: [TennesseeTitans.com/CharityDrives](http://TennesseeTitans.com/CharityDrives)

GAME PREVIEW

TEAM NOTES

PLAYER NOTES

MEDIA

STATISTICS

ROSTERS

## WHAT TO LOOK FOR THIS WEEK

- The Titans can secure their fifth consecutive season with a winning record. It would be the second-longest such streak in franchise history trailing only the Oilers' seven consecutive winning records from 1987 through 1993.
- WR **A.J. Brown** (eight touchdown receptions in 2020) needs one touchdown catch to eclipse his rookie total from 2019.
- WR **A.J. Brown** needs two touchdown receptions to join **Drew Bennett** (11 in 2004) as the only players in the team's "Titans era" (since 1999) with 10 or more touchdown receptions in a season.
- WR **Corey Davis** (2,486 career receiving yards) needs 14 receiving yards to become the 18th player in franchise history to reach 2,500 career receiving yards.
- RB **Derrick Henry** can match his career-best streak (2019) with his fourth consecutive 100-yard rushing game. It would be his 21st career 100-yard rushing game (including regular season and playoffs) and his eighth 100-yard rushing game of 2020.
- RB **Derrick Henry** (1,257 rushing yards in 2020) needs 143 rushing yards to produce the seventh individual season in franchise history with 1,400 rushing yards.
- RB **Derrick Henry** (50 career rushing touchdowns) needs one rushing touchdown to pass **Chris Johnson** (50) for third place on the franchise's all-time rushing touchdowns list. He would sit behind only **Earl Campbell** (73) and **Eddie George** (64).
- WR **Adam Humphries** (2,922 career receiving yards) needs 78 receiving yards to reach 3,000 for his career.
- T **Dennis Kelly** is expected to appear in his 100th career regular season game.
- OLB **Harold Landry III** can record his third consecutive game with at least one sack.
- TE **Jonnu Smith** (seven touchdown receptions in 2020) needs one touchdown reception to pass **Delanie Walker** (seven in 2016) for the most single-season touchdown receptions by a tight end in the franchise's "Titans era" (1999–present).
- QB **Ryan Tannehill** (23 touchdown passes in 2020) needs two touchdown passes to reach 25 in a season for the second time in his career (27 in 2014). It would mark the fifth time in franchise history a player reached 25 touchdown passes.
- QB **Ryan Tannehill** can record his ninth consecutive game with a touchdown pass.

## SERIES HISTORY

This week's game marks the 68th all-time meeting between the Titans and Browns. In the previous 67 outings, the Browns own a 35-32 advantage, including separate nine- and six-game winning streaks by the Browns. However, the Titans have taken the last three battles.

The Titans' nine-game losing streak against the Browns from 1970-74 is tied (Oakland, 1966-73) for the second-longest in franchise history.

The clubs have played one playoff game, a 24-23 Wild Card win by the Oilers in 1988.

The two teams met for the first time in 1970, when as a part of the AFL-NFL merger, the Browns moved from the NFL Century Division to the AFC Central, where they would compete with the Oilers/Titans as divisional foes for 32 seasons. The series was interrupted after the 1995 season as a result of the former Browns moving to Baltimore to begin play as the Ravens.

A new team was granted to Cleveland to begin play once again in 1999. The new version of the Browns kept the old team's name, records and logos and was once again a member of the AFC Central until divisional realignment in 2002 sent them to the AFC North and the Titans to the AFC South.

On Oct. 5, 2014, the Browns recorded an historic comeback against the Titans at Nissan Stadium, erasing a 25-point deficit to win 29-28. It was the largest road comeback in NFL history.

The last time the two clubs squared off was the 2019 season opener at Cleveland. **Marcus Mariota** completed three touchdown passes, while the Titans defense totaled three interceptions, five sacks and a safety in a 43-13 victory.

The last meeting at Nissan Stadium took place in Week 6 of 2016 at Nissan Stadium. Mariota threw for three touchdowns and registered a 132.6 passer rating, and the Titans defense accumulated six sacks to help the Titans win 28-26.

## MOST RECENT MATCHUPS

### 2015 Week 2 • Sept. 20, 2015 • Titans 14 at BROWNS 28

The Browns record seven sacks and force three turnovers against Marcus Mariota and the Titans ... Browns quarterback Johnny Manziel passes for 172 yards and two long touchdowns to Travis Benjamin (60 and 50 yards) ... Benjamin adds a third touchdown on a 78-yard punt return ... Mariota passes for 257 yards with touchdowns to Anthony Fasano and Dorial Green-Beckham ... Dexter McCluster rushes for 98 of the Titans' 166 rushing yards.

### 2016 Week 6 • Oct. 16, 2016 • Browns 26 at TITANS 28

Marcus Mariota passes for 284 yards and three touchdowns and adds 64 rushing yards ... Kendall Wright catches eight passes for 133 yards, including a 48-yard touchdown ... The Browns score 13 points in the final 2:07, but a second onside kick goes out of bounds to seal the Titans' victory ... The Titans sack rookie quarterback Cody Kessler six times, but Kessler has 336 passing yards with two touchdowns.

### 2017 Week 7 • Oct. 22, 2017 • TITANS 12 at Browns 9

Ryan Succop's fourth field goal of the day, a 47-yarder with less than two minutes remaining in overtime, provides the victory in a game in which neither team reaches the end zone ... Titans safety Kevin Byard becomes the first NFL player since 2011 (Eagles safety Kurt Coleman) to record three interceptions in a game, victimizing DeShone Kizer twice and Cody Kessler once ... The Browns defense stops the Titans from scoring in the third quarter on a first-and-goal from the one-yard line ... In overtime, the Titans defense forces two three-and-outs leading to the game-winning kick.

### 2019 Week 1 • Sept. 8, 2019 • TITANS 43 at Browns 13

Marcus Mariota opens the season with three touchdown passes, while the Titans defense contributes three interceptions, five sacks and a safety—a first in franchise history for the defense with that combination ... All three interceptions come in the fourth quarter and lead to Titans touchdowns ... Delanie Walker accounts for two touchdowns, and Derrick Henry adds a 75-yard touchdown reception on a screen play ... Cameron Wake records 2.5 sacks and a safety, while Logan Ryan posts an interception and 1.5 sacks.

## ALL-TIME SERIES RESULTS

### TITANS vs. BROWNS Browns lead 35-32, including playoffs

Date	Site	W/L	Score	Date	Site	W/L	Score
11-22-70	Clev	L	14-28	11-22-87	Hou	L	7-40
12-7-70	Hou	L	10-21	11-7-88	Hou	W	24-17
9-19-71	Clev	L	0-31	12-18-88	Clev	L	23-28
11-28-71	Hou	L	24-27	12-24-88	Clev	W	24-23 (WC)
10-22-72	Hou	L	17-23	10-29-89	Clev	L	17-28
11-5-72	Clev	L	0-20	12-23-89	Hou	L	20-24
10-21-73	Clev	L	13-42	11-18-90	Clev	W	35-23
11-11-73	Hou	L	13-23	12-9-90	Hou	W	58-14
9-22-74	Clev	L	7-20	11-17-91	Hou	W	28-24
12-15-74	Hou	W	24-28	12-15-91	Clev	W	17-14
10-12-75	Clev	W	10-40	11-8-92	Hou	L	14-24
12-21-75	Hou	W	10-21	12-20-92	Clev	W	17-14
11-7-76	Hou	L	7-21	11-21-93	Clev	W	27-20
12-5-76	Clev	L	10-13	12-12-93	Hou	W	19-17
10-16-77	Hou	L	23-24	10-13-94	Hou	L	8-11
12-11-77	Clev	W	15-19	11-27-94	Clev	L	10-34
10-1-78	Clev	W	13-16	9-17-95	Hou	L	7-14
11-5-78	Hou	W	10-14	11-5-95	Clev	W	37-10
9-30-79	Hou	W	31-10	9-19-99	Tenn	W	26-9
12-2-79	Clev	L	7-14	11-28-99	Clev	W	33-21
9-15-80	Clev	W	7-16	11-19-00	Tenn	W	24-10
11-30-80	Hou	L	14-17	12-17-00	Clev	W	24-0
9-13-81	Clev	W	9-3	12-2-01	Clev	W	31-15
12-3-81	Hou	W	17-13	12-30-01	Tenn	L	38-41
12-26-82	Hou	L	14-20	9-22-02	Tenn	L	28-31 OT
10-30-83	Clev	L	19-25 OT	11-6-05	Clev	L	14-20
12-11-83	Hou	W	27-34	12-7-08	Tenn	W	28-9
11-25-84	Clev	L	10-27	10-2-11	Clev	W	31-13
12-16-84	Hou	L	20-27	10-5-14	Tenn	L	28-29
10-13-85	Hou	L	6-21	9-20-15	Clev	L	14-28
12-15-85	Clev	L	21-28	10-16-16	Tenn	W	28-26
9-14-86	Hou	L	20-23	10-22-17	Clev	W	12-9
11-30-86	Clev	L	10-13 OT	9-18-19	Clev	W	43-13
10-11-87	Clev	W	15-10				



# TITANS-BROWNS: THE LAST MEETING

**Week 1: Titans 43, Browns 13**  
**Sunday, Sept. 8, 2019 • 1:00 p.m. EDT • First Energy Stadium**

## GAME RECAP

On Kickoff Weekend of the 2019 season, the Titans traveled to Cleveland to face the Browns and won by a score of 43-13.

Both Cleveland and Tennessee put together 73-yard scoring drives on each team's opening possessions. First, with help from first down receptions by Browns WR **Odell Beckham Jr.** and Browns WR **Rashard Higgins**, and a first down rush by Browns RB **Nick Chubb**, Browns RB **Dontrell Hilliard** ran in a four-yard score. The extra point attempt was no good as Cleveland got on the board first, 6-0. As the Titans took the field for Tennessee's opening drive, WR **A.J. Brown** caught his first career pass for 47 yards to help move the chains, but ultimately **K Cairo Santos** converted a 37-yard attempt to get on the board and cut Cleveland's lead, 6-3.

In the second quarter, Tennessee took the lead and didn't give it up for the rest of the game. First, QB **Marcus Mariota** led the Titans on an 11-play, 87-yard scoring drive that culminated in a one-yard rushing score by RB **Derrick Henry** and a 10-6 lead. Later in the second quarter, with Cleveland backed up to their own two-yard line due to a 70-yard punt by P **Brett Kern**, OLB **Cameron Wake** recorded his 100th career sack as he took down Browns QB **Baker Mayfield** in the endzone for a safety. Tennessee increased the lead, 12-6.

On the first snap of the second half, Mariota tossed a 51-yard pass to Brown to flip field position, as Brown recorded his first career 100-yard receiving game in his NFL debut. Santos was then able to convert a 53-yard field goal for a 15-6 Titans lead. The Browns responded as Mayfield orchestrated a 61-yard scoring drive that culminated in a three-yard touchdown pass to Browns TE **David Njoku**. Cleveland inched closer, 15-13. However, on the first play of the Titans next drive, Mariota connected with Henry for a career-high-tying 75-yard touchdown pass. Tennessee increased the lead, 22-13.

In the fourth quarter, S **Kevin Byard** picked off Mayfield and returned the ball 28 yards to give Tennessee possession at the Cleveland 35-yard line. The Titans capitalized on the turnover as Mariota connected with TE **Delanie Walker** for his first score of the quarter, and a 29-13 lead. Then, on the following Cleveland possession, Mayfield

was intercepted by CB **Logan Ryan**. Tennessee again capitalized on the turnover, as Mariota hit Walker for a seven-yard score and a 36-13 lead. Later, the Titans forced yet another turnover as CB **Malcolm Butler** picked off Mayfield and returned the interception for a 38-yard touchdown. Tennessee left Cleveland with a 43-13 victory.

## SCORING

	1	2	3	4	Final
Tennessee	3	9	10	21	43
Cleveland	6	0	7	0	13

TEAM	SCORING PLAY	TIME
Browns	D.Hilliard 4 yd. run (kick failed, wr)	1-10:11
Titans	C.Santos 37 yd. Field Goal	1-6:32
Titans	D.Henry 1 yd. run (C.Santos kick)	2-9:39
Titans	B.Mayfield sacked in end zone by C.Wake for a Safety	2-1:42
Titans	C.Santos 53 yd. Field Goal	3-11:53
Browns	D.Njoku 3 yd. pass from B.Mayfield (A.Seibert kick)	3-2:10
Titans	D.Henry 75 yd. pass from M.Mariota (C.Santos kick)	3-1:57
Titans	De.Walker 11 yd. pass from M.Mariota (C.Santos kick)	4-12:32
Titans	De.Walker 7 yd. pass from M.Mariota (C.Santos kick)	4-9:03
Titans	M.Butler 38 yd. interception return (C.Santos kick)	4-3:02

Missed FGs: None

Attendance: 67,431

Time of Game: 3:12

Weather: Sun/Clouds, 71° F, wind NE 10 mph

Referee: Brad Allen

[CLICK TO WATCH HIGHLIGHTS](#)



TEAM STATISTICS

	Titans	Browns
TOTAL FIRST DOWNS	21	19
THIRD DOWN EFFICIENCY	2-10-20%	1-10-10%
FOURTH DOWN EFFICIENCY	0-0-0%	0-2-0%
TOTAL NET YARDS	339	346
Plays - Avg.	56-6.1	63-5.5
NET YARDS RUSHING	123	102
Rushes - Avg.	28-4.4	20-5.1
NET YARDS PASSING	216	244
Sacks - Yards Lost	4-32	5-41
PASS ATT-COMP-INT	24-14-0	38-25-3
PUNTS - Avg.	6-46.2	5-46.6
PUNT RETURNS - Yards	0-0	1-18
KICKOFF RETURNS - Yards	3-50	4-103
INTERCEPTIONS - Yards	3-66	0-0
PENALTIES Number and Yards	6-54	18-182
FUMBLES - Lost	0-0	0-0
TOUCHDOWNS	5	2
FIELD GOALS Made-Attempts	2-2	0-0
RED ZONE EFFICIENCY	3-4-75%	2-2-100%
GOAL TO GO EFFICIENCY	2-2-100%	2-2-100%
SAFETIES	1	0
GIVEAWAYS	0	3
TAKEAWAYS	3	0
TIME OF POSSESSION	29:18	30:42

## TITANS STARTERS

OFFENSE	DEFENSE
WR 84 C.Davis	NT 90 D.Jones
TE 82 De.Walker	DT 99 J.Casey
LT 71 D.Kelly	OLB 56 S.Finch
LG 76 R.Saffold	ILB 54 R.Evans
C 60 B.Jones	ILB 55 J.Brown
RG 75 J.Douglas	OLB 58 H.Landry
RT 78 J.Conklin	CB 26 L.Ryan
WR 11 A.Brown	SS 24 K.Vaccaro
TE 81 J.Smith	FS 31 K.Byard
QB 8 M.Mariota	CB 21 M.Butler
RB 22 D.Henry	DB 25 A.Jackson

## BROWNS STARTERS

OFFENSE	DEFENSE
WR 80 J.Landry	DE 95 M.Garrett
LT 78 G.Robinson	DT 65 L.Ogunjobi
LG 75 J.Bitonio	DT 98 S.Richardson
C 64 J.Tretter	DE 54 O.Vernon
RG 72 E.Kush	WILL 58 C.Kirksey
RT 74 C.Hubbard	MIKE 53 J.Schobert
TE 85 D.Njoku	CB 21 D.Ward
WR 13 O.Beckham	CB 26 G.Williams
WR 81 R.Higgins	S 23 D.Randall
QB 6 B.Mayfield	S 42 M.Burnett
RB 24 N.Chubb	DB 35 J.Whitehead

## TITANS INDIVIDUAL STATISTICS

Rushing	Att	Yds	Avg	Lg	TD
D.Henry	19	84	4.4	18	1
M.Mariota	3	24	8.0	13	0
J.Smith	1	10	10.0	10	0
D.Lewis	3	7	2.3	6	0
R.Tannehill	2	-2	-1.0	-1	0
<b>Total</b>	<b>28</b>	<b>123</b>	<b>4.4</b>	<b>18</b>	<b>1</b>

Passing	Att	Cmp	Yds	TD	Lg	IN	Rt
M.Mariota	24	14	248	3	75	0	133.3
<b>Total</b>	<b>24</b>	<b>14</b>	<b>248</b>	<b>3</b>	<b>75</b>	<b>0</b>	<b>133.3</b>

Receiving	No	Yds	Avg	Lg	TD
De.Walker	5	55	11.0	16	2
A.Brown	3	100	33.3	51	0
D.Lewis	3	6	2.0	7	0
D.Henry	1	75	75.0	75	1
J.Smith	1	7	7.0	7	0
A.Humphries	1	5	5.0	5	0
<b>Total</b>	<b>14</b>	<b>248</b>	<b>17.7</b>	<b>75</b>	<b>3</b>

Interceptions	No	Yds	Avg	Lg	TD
M. Butler	1	38	38.0	38	1
K. Byard	1	28	28.0	28	0
L. Ryan	1	0	0.0	0	0
<b>Total</b>	<b>3</b>	<b>66</b>	<b>22.0</b>	<b>38</b>	<b>1</b>

## Leading Tacklers (Coaching Totals)

K. Vaccaro 13-7-6; L. Ryan 8-6-2; R. Evans 8-6-2

Sacks: C. Wake 2.5; L. Ryan 1.5; S. Finch 1

FF: None FR: None

## BROWNS INDIVIDUAL STATISTICS

Rushing	Att	Yds	Avg	Lg	TD
N.Chubb	17	75	4.4	15	0
D.Johnson	1	13	13.0	13	0
J.Landry	1	10	10.0	10	0
D.Hilliard	1	4	4.0	4	1
<b>Total</b>	<b>20</b>	<b>102</b>	<b>5.1</b>	<b>15</b>	<b>1</b>

Passing	Att	Cmp	Yds	TD	Lg	IN	Rt
B.Mayfield	38	25	285	1	35	3	64.0
<b>Total</b>	<b>38</b>	<b>25</b>	<b>285</b>	<b>1</b>	<b>35</b>	<b>3</b>	<b>64.0</b>

Receiving	No	Yds	Avg	Lg	TD
O.Beckham	7	71	10.1	24	0
J.Landry	4	67	16.8	34	0
D.Njoku	4	37	9.3	18	1
N.Chubb	3	10	3.3	7	0
R.Higgins	2	46	23.0	35	0
D.Johnson	2	23	11.5	12	0
D.Ratley	2	17	8.5	10	0
D.Hilliard	1	14	14.0	14	0
<b>Total</b>	<b>25</b>	<b>285</b>	<b>11.4</b>	<b>35</b>	<b>1</b>

Interceptions	No	Yds	Avg	Lg	TD
None					

## Leading Tacklers (Press Box Totals)

J. Schobert 9-7-2; M. Burnett 6-5-1; C. Kirksey 6-5-1

Sacks: M. Garrett 2; M. Burnett 1; L. Ogunjobi 1

FF: None FR: None

GAME PREVIEW

TEAM NOTES

PLAYER NOTES

MEDIA

STATISTICS

ROSTERS



## 2020 TALE OF THE TAPE

OFFENSE	Clev.	Tenn.	NFL/Avg
GAMES (Won-Lost)	8-3	8-3	---
FIRST DOWNS	228	260	237.6
Rushing	94	95	75.4
Passing	118	138	139.7
Penalty	16	27	22.5
YDS GAINED (tot)	3913	4243	3906.7
Avg per Game	355.7	385.7	357.2
RUSHING (net)	1775	1740	1275.1
Avg per Game	161.4	158.2	116.6
Rushes	352	357	295.6
Yards per Rush	5.0	4.9	4.3
PASSING (net)	2138	2503	2631.7
Avg per Game	194.4	227.5	240.6
Passes Att.	307	336	384.0
Completed	188	218	251.4
Pct Completed	61.2	64.9	65.5
Yards Gained	2228	2615	2788.1
Sacked	17	16	23.8
Yards Lost	90	112	156.4
Had intercepted	7	4	8.8
Yards Opp Ret	110	41	106.1
Opp TDs on Int	1	0	0.7
PUNTS	34	37	39.6
Avg Yards	44.7	45.6	45.8
PUNT RETURNS	15	21	16.0
Avg Return	5.7	9.3	8.6
Returned for TD	0	0	0.1
KICKOFF RETURNS	25	25	21.1
Avg Return	22.1	19.1	22.4
Returned for TD	0	1	0.2
PENALTIES	63	62	62.9
Yards Penalized	573	566	555.4
FUMBLES BY	11	7	12.3
Fumbles Lost	5	1	5.8
Opp Fumbles	16	16	12.3
Opp Fum Lost	8	5	5.8
POSS. TIME (avg)	30:07	28:53	30:00
TOUCHDOWNS	31	40	31.2
Rushing	11	15	11.2
Passing	18	23	18.5
Returns	2	2	1.5
EXTRA-PT KICKS	28/30	32/34	94%
2-PT CONVERSIONS	1/1	2/4	46%
FIELD GOALS/FGA	15/18	16/24	18/21
POINTS SCORED	265	324	271.8

DEFENSE	Clev.	Tenn.	NFL/Avg
POINTS ALLOWED	286	285	271.8
OPP FIRST DOWNS	252	265	237.6
Rushing	84	79	75.4
Passing	153	164	139.7
Penalty	15	22	22.5
OPP YARDS GAINED	3904	4225	3906.7
Avg per Game	354.9	384.1	357.2
OPP RUSHING (net)	1190	1271	1275.1
Avg per Game	108.2	115.5	116.6
Rushes	287	295	295.6
Yards per Rush	4.1	4.3	4.3
OPP PASSING (net)	2714	2954	2631.7
Avg per Game	246.7	268.5	240.6
Passes Att.	410	439	384.0
Completed	268	289	251.4
Pct Completed	65.4	65.8	65.5
Sacked	27	14	23.8
Yards Lost	189	113	156.4
INTERCEPTED BY	9	11	8.8
Yards Returned	163	173	106.1
Returned for TD	2	0	0.7
OPP PUNT RETURNS	20	15	16.0
Avg return	9.7	11.3	8.6
OPP KICKOFF RET	25	26	21.1
Avg return	27.4	21.6	22.4
OPP TOUCHDOWNS	34	36	31.2
Rushing	10	12	11.2
Passing	22	23	18.5
Returns	2	1	1.5

## 2020 SCHEDULE & RESULTS



REGULAR SEASON			
Date	Opponent	W/L	Score
09/14	at Denver	W	16-14
09/20	Jacksonville	W	33-30
09/27	at Minnesota	W	31-30
10/13	Buffalo	W	42-16
10/18	Houston	W (OT)	42-36
10/25	Pittsburgh	L	24-27
11/01	at Cincinnati	L	20-31
11/08	Chicago	W	24-17
11/12	Indianapolis	L	17-34
11/22	at Baltimore	W (OT)	30-24
11/29	at Indianapolis	W	45-26
12/06	Cleveland		
12/13	at Jacksonville		
12/20	Detroit		
12/27	at Green Bay		
01/03	at Houston		

REGULAR SEASON			
Date	Opponent	W/L	Score
09/13	at Baltimore	L	6-38
09/17	Cincinnati	W	35-30
09/27	Washington	W	34-20
10/04	at Dallas	W	49-38
10/11	Indianapolis	W	32-23
10/18	at Pittsburgh	L	7-38
10/25	at Cincinnati	W	37-34
11/01	Las Vegas	L	6-16
11/15	Houston	L	10- 7
11/22	Philadelphia	W	22-17
11/29	at Jacksonville	W	27-25
12/06	at Tennessee		
12/14	Baltimore		
12/20	at N.Y. Giants		
12/27	at N.Y. Jets		
01/03	Pittsburgh		

## 2020 REGULAR SEASON INDIVIDUAL LEADERS

Passing	Att	Cmp	Yds	Pct	Y/Att	TD	Int	Lg	Sack/Lost	Rtg
<b>Titans</b> R. Tannehill	334	217	2,608	65.0	7.8	23	4	73t	15/112	106.7
<b>Browns</b> B. Mayfield	294	180	2,108	61.2	7.2	17	7	43t	17/90	92.3

Rushing	No.	Yds	Avg	Long	TD
<b>Titans</b> D. Henry	256	1,257	4.9	94t	12
J. McNichols	34	193	5.7	20	0
R. Tannehill	30	152	5.1	23	2
<b>Browns</b> N. Chubb	115	719	6.3	59	6
K. Hunt	157	706	4.5	33	4

Receiving	No.	Yds	Avg	Long	TD
<b>Titans</b> C. Davis	42	619	14.7	50	3
A. Brown	40	638	16.0	73t	8
J. Smith	30	338	11.3	63	7
A. Firkser	29	282	9.7	45	1
<b>Browns</b> J. Landry	46	614	13.3	32	1
A. Hooper	28	262	9.4	36	2
O. Beckham	23	319	13.9	43t	3
K. Hunt	22	151	6.9	13	4

Interceptions	No.	Yds	Avg	Long	TD
<b>Titans</b> A. Hooker	3	9	3.0	6	0
<b>Browns</b> B. Goodson	2	7	3.5	7	0
D. Ward	2	0	0.0	0	0

Punting	No.	Yds	Avg	Net	TB	In	Lg	B
<b>Titans</b> B. Kern	24	1,125	46.9	41.1	2	15	66	0
<b>Browns</b> J. Gillan	34	1,520	44.7	38.4	1	10	59	0

Punt Returns	No.	FC	Yds	Avg	Lg	TD
<b>Titans</b> K. Raymond	21	8	195	9.3	40	0
<b>Browns</b> D. Peoples-Jones	11	4	61	5.5	13	0

Kickoff Returns	No.	Yds	Avg	Lg	TD
<b>Titans</b> K. Raymond	15	275	18.3	30	0
C. Batson	7	148	21.1	35	0
<b>Browns</b> D. Peoples-Jones	17	368	21.6	33	0

Scoring/Kickers	PAT	FG	Pts
<b>Titans</b> S. Gostkowski	32/34	16/24	80
<b>Browns</b> C. Parkey	28/29	15/17	73

Sacks	Tot
<b>Titans</b> H. Landry	4.5
<b>Browns</b> M. Garrett	9.5

Tackles	Tot	Solo	Asst
<b>Titans</b> J. Brown	76	45	31
<b>Browns</b> B. Goodson	75	51	24



## 2020 INDIVIDUAL NFL RANKINGS

(qualifiers only, where applicable)

Category	Team	Player	Stat	NFL Rank
<b>Passer Rating</b>	Titans	Ryan Tannehill	106.7	6
	Browns	Baker Mayfield	92.3	t-22
<b>Passing Yards</b>	Titans	Ryan Tannehill	2,608	17
	Browns	Baker Mayfield	2,108	22
<b>Passing TDs</b>	Titans	Ryan Tannehill	23	t-7
	Browns	Baker Mayfield	17	t-15
<b>Rushing Yards</b>	Titans	Derrick Henry	1,257	1
	Browns	Nick Chubb	719	t-6
<b>Rushing Average</b>	Titans	Derrick Henry	4.9	t-10
	Browns	Nick Chubb	6.3	2
<b>Rushing TDs</b>	Titans	Derrick Henry	12	2
	Browns	Nick Chubb	6	t-10
<b>Receptions</b>	Titans	Corey Davis	42	t-45
	Browns	Jarvis Landry	46	t-35
<b>Receiving Yards</b>	Titans	Corey Davis	638	28
	Browns	Jarvis Landry	614	30
<b>Receiving TDs</b>	Titans	A.J. Brown	8	t-6
	Browns	Kareem Hunt	4	t-27
<b>Sacks</b>	Titans	Harold Landry III	4.5	t-37
	Browns	Myles Garrett	9.5	t-2
<b>Interceptions</b>	Titans	Amani Hooker	3	t-8
	Browns	(two tied)	2	t-25

## NOTABLE PERFORMANCES VS. THE BROWNS

### WR A.J. BROWN

- On 9/8/19 at Cleveland, Brown caught three passes for 100 yards in his NFL debut. He became the franchise's first player with 100 receiving yards in his first career game since Sid Blanks on Sept. 12, 1964.

### CB MALCOLM BUTLER

- On 9/8/19 at Cleveland, Butler totaled five tackles and one 38-yard interception returned for a touchdown.

### S KEVIN BYARD

- In three career games against Cleveland, Byard has recorded 11 tackles and four interceptions.
- On 10/22/17 at Cleveland, Byard was named AFC Defensive Player of the Week after posting two tackles and tying a single-game franchise record with three interceptions for a total of 60 yards.
- On 9/8/19 at Cleveland, Byard notched seven tackles and one 28-yard interception.

### K STEPHEN GOSTKOWSKI

- On 10/7/07 against Cleveland, Gostkowski made both field goal attempts and all four extra point attempts as a member of the New England Patriots.

### RB DERRICK HENRY

- On 9/8/19 at Cleveland, Henry carried the ball 19 times for 84 yards and one touchdown and recorded a career-long 75-yard touchdown reception. It was his first career performance with a rushing touchdown and a receiving touchdown.

### CB DESMOND KING II

- On 12/3/17 against Cleveland, King totaled six tackles and one sack as a member of the Los Angeles Chargers. He also returned three kicks for 82 yards, including a career-long 44-yard return.
- On 10/14/18 at Cleveland, King totaled two tackles and a career-best two interceptions while with the Chargers. He also added two punt returns for 36 yards and one 27-yard kick return.

### QB RYAN TANNEHILL

- On 9/25/16 against Cleveland, Tannehill completed 25 of 39 passes for 319 yards and three touchdowns as a member of the Miami Dolphins.

## LAST WEEK'S STARTERS

Titans vs. Colts | Browns vs. Jaguars

TITANS OFFENSE			BROWNS DEFENSE		
WR	84	Corey Davis	DE	54	Olivier Vernon
TE	87	Geoff Swaim	DT	98	Sheldon Richardson
LT	72	David Quessenberry	DT	65	Larry Ogunjobi
LG	76	Rodger Saffold III	DE	94	Adrian Clayborn
C	60	Ben Jones	WILL	51	Mack Wilson
RG	64	Nate Davis	MIKE	93	B.J. Goodson
RT	71	Dennis Kelly	CB	39	Terrance Mitchell
WR	11	A.J. Brown	CB	28	Kevin Johnson
QB	17	Ryan Tannehill	SS	33	Ronnie Harrison Jr.
FB	41	Khari Blasingame	LB	56	Malcolm Smith
RB	22	Derrick Henry	FS	23	Andrew Sendejo
TITANS DEFENSE			BROWNS OFFENSE		
DE	94	Jack Crawford	WR	80	Jarvis Landry
NT	90	DaQuan Jones	LT	71	Jedrick Wills
DT	98	Jeffery Simmons	LG	75	Joel Bitonio
ILB	53	Will Compton	C	64	J.C. Tretter
ILB	54	Rashaan Evans	RG	77	Wyatt Teller
OLB	58	Harold Landry III	RT	78	Jack Conklin
CB	33	Desmond King II	TE	81	Austin Hooper
CB	39	Breon Borders	QB	6	Baker Mayfield
SS	24	Kenny Vaccaro	TE	88	Harrison Bryant
FS	31	Kevin Byard	WR	82	Rashard Higgins
CB	21	Malcolm Butler	RB	24	Nick Chubb

## THIS WEEK'S NFL SCHEDULE

All Times Central

### Sunday, December 6

New Orleans	at Atlanta	(FOX) 12:00
Detroit	at Chicago	(FOX) 12:00
Indianapolis	at Houston	(CBS) 12:00
Cincinnati	at Miami	(CBS) 12:00
Jacksonville	at Minnesota	(CBS) 12:00
Las Vegas	at New York Jets	(CBS) 12:00
Cleveland	at Tennessee	(CBS) 12:00
L.A. Rams	at Arizona	(FOX) 3:05
New York Giants	at Seattle	(FOX) 3:05
Philadelphia	at Green Bay	(CBS) 3:25
New England	at L.A. Chargers	(CBS) 3:25
Denver	at Kansas City	(NBC) 7:20

### Monday, December 7

Washington	at Pittsburgh	(TBD) 4:00
Buffalo	at San Francisco	(ESPN) 7:15

### Tuesday, December 8

Dallas	at Baltimore	(FOX/NFLN/Amazon) 7:05
--------	--------------	------------------------

Open Date: Carolina, Tampa Bay

GAME PREVIEW

TEAM NOTES

PLAYER NOTES

MEDIA

STATISTICS

ROSTERS



## WHERE THE TEAMS RANK IN 2020

### 2020 OFFENSIVE STATISTICS AND NFL RANKING

OFFENSIVE CATEGORY	TITANS STAT (RANK)	BROWNS STAT (RANK)
Yards / Game	385.7 (8)	355.7 (18)
Yards / Play	5.98 (6)	5.79 (9)
Rushing Yards / Game	158.2 (3)	161.4 (1)
Rushing Yards / Play	4.87 (7)	5.04 (2)
Passing Yards / Game	227.5 (22)	194.4 (30)
Passing Yards / Play	7.45 (7)	6.96 (17)
Interception Rate	1.19% (5)	2.28% (16)
Sacks / Pass Attempt	4.76% (8)	5.54% (13)
First Downs / Game	23.6 (6)	20.7 (24)
Punt Return Avg	9.3 (14)	5.7 (25)
Kickoff Return Avg	19.1 (27)	22.1 (14)
Field Goals Made	66.67% (32)	83.33% (21t)
3rd Down Pct	44.27% (9)	40.63% (21)
4th Down Pct	75.00% (4t)	35.29% (29)
Red Zone Pct	72.73% (5)	68.57% (8)
Goal to Go%	91.67% (1)	72.22% (24t)
Avg Time of Possession	28:53 (25)	30:07 (18)
Points / Game	29.5 (6)	24.1 (18)
Turnover Ratio	+11 (2)	+5 (6t)

### 2020 DEFENSIVE STATISTICS AND NFL RANKING

DEFENSIVE CATEGORY	TITANS STAT (RANK)	BROWNS STAT (RANK)
Yards / Game	384.1 (25)	354.9 (17)
Yards / Play	5.65 (16)	5.39 (13)
Rushing Yards / Game	115.5 (16)	108.2 (9)
Rushing Yards / Play	4.31 (16)	4.15 (10)
Passing Yards / Game	268.5 (28)	246.7 (20)
Passing Yards / Play	6.73 (15)	6.62 (12)
Interception Rate	2.51% (12)	2.20% (16)
Sacks / Pass Attempt	3.19% (30)	6.59% (14)
First Downs / Game	24.1 (28)	22.9 (22)
Punt Return Avg	11.3 (27)	9.7 (21t)
Kickoff Return Avg	21.6 (14)	27.4 (27)
3rd Down Pct	52.63% (32)	44.93% (24)
4th Down Pct	66.67% (23t)	88.89% (32)
Red Zone Pct	72.09% (30)	59.09% (9)
Goal to Go%	80.95% (20t)	66.67% (4)
Points / Game	25.9 (20)	26 (21)
Point Differential / Game	3.5 (11)	-1.9 (19)
Yard Differential / Game	1.6 (14)	0.8 (15)

## BROWNS HEAD COACH KEVIN STEFANSKI

### KEVIN STEFANSKI AT A GLANCE

- Regular season record: 8-3
- Postseason record: 0-0
- Overall record: 8-3
- vs. Titans: 0-0
- on the road vs. Titans: 0-0
- at home vs. Titans: 0-0
- vs. Mike Vrabel: 0-0
- Year as Browns head coach: 1
- Year as NFL head coach: 1



#### Kevin Stefanski's Assistant Coaching Staff:

Mike Priefer	Special Teams Coordinator
Alex Van Pelt	Offensive Coordinator
Joe Woods	Defensive Coordinator
Ben Bloom	Senior Defensive Assistant
Stephen Bravo-Brown	Defensive Quality Control
Callie Brownson	Chief of Staff
Bill Callahan	Offensive Line
Josh Christovich	Asst. Strength and Conditioning/Sports Science
Doug Colman	Assistant Special Teams
Ryan Cordell	Coaching Assistant
Jeremy Garrett	Assistant Defensive Line
Monty Gibson	Assistant Strength and Conditioning
Jeff Howard	Pass Game Coordinator/Defensive Backs
Shaun Huls	Director of High Performance
Larry Jackson	Director of Strength and Conditioning
Dale Jones	Assistant Strength and Conditioning
Chris Kiffin	Defensive Line
Brandon Lynch	Assistant Defensive Backs
Evan Marcus	Assistant Strength and Conditioning
T.C. McCartney	Offensive Assistant
Stump Mitchell	Run Game Coordinator/Running Backs
Chad O'Shea	Pass Game Coordinator/Wide Receivers
Scott Peters	Assistant Offensive Line
Drew Petzing	Tight Ends
Kevin Rogers	Senior Offensive Assistant
Seitu Smith	Offensive Quality Control
Jason Tarver	Linebackers

On Jan. 13, 2020, the Browns named **Kevin Stefanski** the team's 18th full-time head coach after his first full season as the offensive coordinator of the Minnesota Vikings (2019).

Stefanski was the longest tenured coach in Minnesota after joining the organization in 2006 as an assistant to the head coach and logging 14 seasons under three different head coaches (2006-19). After serving as assistant quarterbacks coach from 2009-13, Stefanski spent two seasons (2014-15) coaching the tight ends and one season (2016) as running backs coach. From 2017-18, he coached the quarterbacks and added the role of interim offensive coordinator for the final three games before being named the team's offensive coordinator in 2019.

In his final season with the Vikings (2019), Stefanski guided quarterback **Kirk Cousins** to a single-season career high 107.4 passer rating, which ranked fourth in the NFL and second in Vikings history. Cousins finished with a career-low six interceptions with 26 touchdowns. He set a Vikings record for completions in a season with 425 and finished with the second-most passing yards (4,298) in Vikings history.

In 2018, Stefanski was elevated from quarterbacks coach to interim offensive coordinator in Week 15 and promptly guided the unit to two of its best showings of the season. In his first game calling plays, Minnesota scored a season-high 41 points and recorded 418 yards of offense en route to a 41-17 victory over the Dolphins.

In 2017, Stefanski's first season at the quarterbacks coach, the Vikings were forced to go to their backup, **Case Keenum**, early in the season after starter **Sam Bradford** went down with an injury. **Keenum**, who had completed 58 percent of his passes previously, went on to complete nearly 68 percent of his throws with 22 touchdowns and seven interceptions while leading the Vikings to a record of 11-3.

In his lone season coaching the running backs in 2016, veterans **Jerick McKinnon** and **Matt Asiata** combined for 941 yards and eight rushing touchdowns.

From 2014-15, Stefanski coached a tight ends group that helped clear the way for **Adrian Peterson** to lead the NFL in rushing with 1,485 yards (2015). He also played a key role in the development of Pro Bowl tight end **Kyle Rudolph**.

From 2009-13, Stefanski served as the assistant quarterbacks coach. In 2009, **Brett Favre** signed with the team in mid-August and finished the season with 4,202 passing yards. The Vikings finished the season 12-4 and won the NFC North.

Stefanski spent 2006-08 working directly with head coach **Brad Childress** on administrative duties and special projects.

Stefanski spent the 2005 season at his alma mater, University of Pennsylvania, as assistant director of football operations, coordinating all aspects of the Quakers' day-to-day operations.

In 2003, Stefanski's senior season at Penn, he was named captain to cap one of the most successful stretches in the history of the Quaker football program. The team won three Ivy League titles (2000, 2002 and 2003), and went 10-0 in 2003.



## TITANS-BROWNS CONNECTIONS

### FORMER BROWNS

- Titans offensive assistant **Luke Steckel** was the assistant to the head coach for the Browns from 2009-2012.
- Titans assistant offensive line coach **Mike Sullivan** had two stints with the Browns coaching staff, first from 2001-04 as an assistant offensive line coach and then as the offensive line coach from 2007-08.

### FORMER TITANS

- Browns assistant special teams coach **Doug Colman** played linebacker for the Titans during their 1999 Super Bowl season. Colman was one of the 11 Titans on the field for the Music City Miracle.
- Browns wide receiver **Taywan Taylor** was originally picked by the Titans in the third round (72nd overall) of the 2017 NFL Draft. Taylor caught 53 passes for 697 yards and two touchdowns in 29 appearances with the Titans from 2017-18.
- Browns tackle **Jack Conklin** was originally drafted by the Titans in the first round (eighth overall) of the 2016 NFL Draft. Conklin played in 57 games for the Titans, all starts, and helped the offense rank among the NFL leaders in multiple rushing categories from 2016-19, including rushing touchdowns (70, tied for third), rushing yards (8,266, fourth) and rushing average (4.55, fifth).
- Browns kicker **Cody Parkey** played in three games for the Titans in 2019, making all three of his field goal attempts, including a 51-yarder, which tied his second-longest made field goal.

### TITANS WITH OHIO AREA CONNECTIONS

- Titans head coach **Mike Vrabel** is a native of Akron, Ohio, and attended Walsh Jesuit High School. Vrabel played defensive end for the Ohio State Buckeyes from 1993-96, earning back-to-back All-American honors and becoming the first two-time winner of the Big Ten Conference Defensive Lineman of the Year Award (1995 and 1996). He returned as a defensive coach from 2011-13.
- Titans special teams coordinator **Craig Aukerman** has eight years of coaching experience on the collegiate level in Ohio. He spent time coaching at University of Findlay (2000), Miami (Ohio) (2001-02 & 2005-08), and Kent State (2009). He was a two-time NAIA All-American at the University of Findlay, where he played defensive back and wide receiver from 1995-98.
- Titans safeties coach **Scott Booker** spent time on the Kent State coaching staff from 2003-08 as a graduate assistant (2003-04) and defensive backs coach (2005-08) while earning his bachelor's in business administration in 2003 and his master's in sport studies in 2006.
- Titans outside linebackers coach **Shane Bowen** is a native of Pickerington, Ohio, and spent one season (2012) as a defensive graduate assistant at Ohio State.
- Titans assistant special teams coach **Ryan Crow** is a native of Findlay, Ohio, and went from a walk-on to a scholarship linebacker at Bowling Green State University (2007-10). In 2017, Crow was a graduate assistant at Ohio State and spent the prior three years (2014-16) as the offensive coordinator/offensive line coach for Baldwin Wallace University.
- Titans defensive assistant **Matt Edwards** attended Miami (Ohio) (1998-02), where he played linebacker and defensive end and was named team captain during his senior season. After beginning his coaching career in 2003 as the linebackers coach at the College of Wooster, Edwards spent the next seven seasons working at Kent State as a defensive graduate assistant/video coordinator (2004-05) and defensive line coach (2006-10). In 2011, Edwards returned to Miami (Ohio) and coached the Redhawks defensive ends for a season before taking on the responsibility of special teams coordinator and linebackers coach in 2012.
- Titans strength and conditioning coach **Frank Piraino** is a native of Cleveland, Ohio, and earned his bachelor's degree at the University of Akron. Piraino spent time as an assistant coach at **Mike Vrabel's** alma mater, Walsh Jesuit (Cuyahoga Falls, Ohio) High School (2000-03), and held an internship with the Cleveland Indians from 2000-01.
- Titans punter **Brett Kern** attended University of Toledo from 2004-06 and played in 47 career games, punting 189 times for 7,994 yards (42.3 avg.) with 59 punts placed inside the 20-yard line. He ranked second in the nation in gross punting average (46.1 yds., 52 punts for 2,399 yards) and was a finalist for the Ray Guy Award (given to the nation's best punter) as a senior. Kern earned third team All-America honors as a senior as the only player from the Mid-American Conference to receive Associated Press All-America honors and was also named Mid-American Conference's Special Teams Player of the Year as a senior (2006).
- Titans coordinator of football development **John Streicher** is a native of Cincinnati, Ohio. He earned his bachelor's degree in 2012 and his master's degree in 2014 at Ohio State.
- Titans linebacker **David Long Jr.** is a Cincinnati, Ohio, native and attended Winton Woods High School.

- Titans guard **Rodger Saffold III** is a native of Bedford, Ohio, and attended Bedford High School.

### BROWNS WITH TENNESSEE CONNECTIONS

- Browns owners **Jimmy** and **Dee Haslam** are natives of Knoxville, Tenn., and attended the University of Tennessee. They continue to be involved in the Tennessee community by serving on the boards of the University of Tennessee College of Business, the Emerald Youth Foundation, and the State Collaborative on Reforming Education (SCORE). The Haslams also helped co-found the Haslam Scholars Program in 2008, which offers unique, in-depth academic enrichment for top students at the University of Tennessee.
- Browns linebacker **Tae Davis** attended the University of Tennessee-Chattanooga from 2014-17, playing in 49 games and totaling 119 tackles (72 solo), five tackles for loss, two forced fumbles and one sack.
- Browns safety **Jovante Moffatt** attended Middle Tennessee State University (2015-19), playing in 55 games, which set a school record. He also collected 313 tackles, enough for fifth all-time, 5.5 tackles for loss, five interceptions, and two forced fumbles.
- Browns assistant defensive line coach **Jeremy Garrett** spent 2019 as Vanderbilt's defensive quality control coach

### COACH-PLAYER CONNECTIONS

- Titans head coach **Mike Vrabel**, quarterbacks coach **Pat O'Hara**, outside linebackers coach **Shane Bowen** and strength and conditioning assistant **Brian Bell** were all on the coaching staff with the Houston Texans while Browns tackle **Kendall Lamm** was on the roster (2016-17). **Vrabel** served as the linebackers coach (2016-17) and defensive coordinator (2017). **O'Hara** served as an offensive assistant in 2016 and added quarterbacks in 2017. **Bowen** served as a defensive assistant, and **Bell** served as the assistant strength and conditioning coach.
- Titans tight ends coach **Todd Downing** served as the quarterbacks coach while wide receivers coach **Rob Moore** served in the same role at the Oakland Raiders with current Browns linebacker **Malcolm Smith** (2015-16) and safety **Karl Joseph** (2016).
- Titans tight end coach **Todd Downing** served in the same role for the Vikings while Browns safety **Andrew Sendejo** was on the roster in 2018.
- Titans assistant strength and conditioning coach **Mondray Gee** served in the same role for the Seahawks while Browns defensive tackle **Sheldon Richardson** was on the roster in 2017.
- Titans defensive line coach **Terrell Williams** served in the same role for the Dolphins while Browns wide receiver **Jarvis Landry** was on the roster from 2015-17.
- Titans secondary coach **Anthony Midget** served in a similar role for the Texans while Browns quarterback **Case Keenum** was on the roster in 2014.
- Titans assistant strength and conditioning coach **Brian Bell**, outside linebackers coach **Shane Bowen**, secondary coach **Anthony Midget**, quarterbacks coach **Pat O'Hara** and head coach **Mike Vrabel** were all on the coaching staff for the Texans while Browns cornerback **Kevin Johnson** was on the roster from 2016-17.
- Titans offensive line coach **Keith Carter** served as the assistant offensive line coach (2016) and running backs coach (2017) for the Falcons while Browns tight end **Austin Hooper** (2016-17) and defensive lineman **Adrian Clayborn** (2015-17) were on the roster.

### NOTABLE PRO TEAMMATES

- Titans wide receiver **Kalif Raymond** and tight end **Anthony Firkser** with Browns wide receiver **JoJo Natson** (injured reserve) at the New York Jets ... Titans guard **Rodger Saffold III** with Browns tight end **KhaDarel Hodge** at the Los Angeles Rams ... Titans offensive lineman **David Quessenberry**, outside linebacker **Jadeveon Clowney** (injured reserve) and tight end **MyCole Pruitt** with Browns tackle **Kendall Lamm** at Houston ... Titans quarterback **Ryan Tannehill**, guard **Jamil Douglas**, and running back **Senorise Perry** with Browns wide receiver **Jarvis Landry**, defensive end **Olivier Vernon**, and defensive tackle **Vincent Taylor** at Miami ... Titans wide receiver **Adam Humphries** with Browns cornerback **M.J. Stewart Jr.** at Tampa Bay ... Titans cornerback **Tye Smith** with Browns linebacker **Malcolm Smith** at Seattle ... Titans running back **Jeremy McNichols** and tight end **Geoff Swaim** with Browns linebacker **Malcolm Smith** at Jacksonville ... Titans tight end **MyCole Pruitt** with Browns safety **Andrew Sendejo** at Minnesota ... Titans running back **Senorise Perry** with Browns cornerback **Terrance Mitchell** at Chicago ... Titans defensive lineman **Jack Crawford** with Browns cornerback **Terrance Mitchell** at Dallas ... Titans tight end **Anthony Firkser** with Browns cornerback **Terrance Mitchell** and running back **Kareem Hunt** at Kansas City ... Titans running back **Jeremy McNichols** with Browns linebacker **Elijah Lee** at San Francisco ... Titans outside linebacker **Jadeveon Clowney** (injured reserve), center



## TITANS-BROWNS CONNECTIONS

**Ben Jones** and offensive lineman **David Quessenberry** with Browns quarterback **Case Keenum** at Houston ... Titans left guard **Rodger Saffold III** with Browns quarterback **Case Keenum** at the St. Louis/Los Angeles Rams ... Titans linebacker **Will Compton** with Browns safety **Karl Joseph** at Oakland ... Titans running back **Senorise Perry** with Browns cornerback **Kevin Johnson** at Buffalo ... Titans tackle **Ty Sambrailo** (injured reserve), defensive lineman **Jack Crawford** and guard/center **Jamil Douglas** with Browns tight end **Austin Hooper** and defensive lineman **Adrian Clayborn** at Atlanta ... Titans wide receiver **Kalif Raymond** with Browns wide receiver **Odell Beckham Jr.** (injured reserve) and linebacker **B.J. Goodson** at the New York Giants ... Titans kicker **Stephen Gostkowski** with Browns defensive lineman **Adrian Clayborn** at New England.

### NOTABLE COLLEGE TEAMMATES

➤ Titans linebacker **Rashaan Evans** with Browns linebacker **Mack Wilson** at Alabama ... Titans running back **Derrick Henry** with Browns linebacker **Mack Wilson**, tackle **Jedrick Wills Jr.**, and safety **Ronnie Harrison Jr.** at Alabama ... Titans running back **Darrynton Evans** with Browns guard **Colby Gossett** (reserve/opt-out) at Appalachian State ... Titans offensive lineman **Nate Davis** with Browns defensive tackle **Larry Ogunjobi** at Charlotte ... Titans wide receiver **Adam Humphries** with Browns linebacker **B.J. Goodson** at Clemson ... Titans tackle **Ty Sambrailo** (injured reserve) with Browns wide receiver **Rashard Higgins** at Colorado State ... Titans tackle **Isaiah Wilson** with Browns running back **Nick Chubb** at Georgia ... Titans cornerback **Kristian Fulton** with Browns cornerback **Greedy Williams** (injured reserve), safety **Grant Delpit** (injured reserve), and linebacker **Jacob Phillips** at Louisiana State ... Titans defensive back **Joshua Kalu** with Browns fullback **Andy Janovich** (reserve/COVID-19) at Nebraska ... Titans quarterback **Logan Woodside** with Browns running back **Kareem Hunt** at Toledo.

## CAREER GAME-BY-GAME STATS VS. THE BROWNS: TITANS OFFENSE

### QUARTERBACKS

#### Ryan Tannehill (Passing)

Date	Opp	W-L	G/S	Att	Cmp	Pct	Yds	Yd/A	TD	TD%	Int	Int%	Lg	Sk	Lst	Rate
9/8/13	@ Cle	W	QB	38	24	63.2	272	7.2	1	2.6	1	2.6	34	4	17	82.3
9/25/16	Cle	W	QB	39	25	64.1	319	8.2	3	7.7	2	5.1	42	1	8	93.9
9/8/19	@ Cle	W		0	0	-	0	-	0	-	0	-	0	0	0	-
<b>Totals</b>		<b>3-0</b>	<b>3/2</b>	<b>77</b>	<b>49</b>	<b>63.6</b>	<b>591</b>	<b>7.7</b>	<b>4</b>	<b>5.2</b>	<b>3</b>	<b>3.9</b>	<b>42</b>	<b>5</b>	<b>25</b>	<b>88.2</b>

#### Ryan Tannehill (Rushing)

Date	Opp	W-L	G/S	Att	Yds	Avg	Lg	TD
9/8/13	@ Cle	W	QB	5	3	0.6	3	0
9/25/16	Cle	W	QB	1	2	2.0	2	0
9/8/19	@ Cle	W		2	-2	-1.0	-1	0
<b>Totals</b>		<b>3-0</b>	<b>3/2</b>	<b>8</b>	<b>3</b>	<b>0.4</b>	<b>3</b>	<b>0</b>

#### Logan Woodside

Date	Opp	W-L	G/S	Att	Cmp	Pct	Yds	Yd/A	TD	TD%	Int	Int%	Lg	Sk	Lst	Rate
None																
<b>Totals</b>		<b>0-0</b>	<b>0/0</b>	<b>0</b>	<b>0</b>	<b>-</b>	<b>0</b>	<b>-</b>	<b>0</b>	<b>-</b>	<b>0</b>	<b>-</b>	<b>-</b>	<b>0.0</b>	<b>0</b>	<b>-</b>

### RUNNING BACKS

#### Khari Blasingame (FB)

Date	Opp	W-L	G/S	Att	Rushing				Rec	Receiving						
					Yds	Avg	Lg	TD		Yds	Avg	Lg	TD			
None																
<b>Totals</b>		<b>0-0</b>	<b>0/0</b>	<b>0</b>	<b>0</b>	<b>-</b>	<b>-</b>	<b>0</b>	<b>0</b>	<b>0</b>	<b>-</b>	<b>-</b>	<b>0</b>			

#### D'Onta Foreman

Date	Opp	W-L	G/S	Att	Rushing				Rec	Receiving						
					Yds	Avg	Lg	TD		Yds	Avg	Lg	TD			
None																
<b>Totals</b>		<b>0-0</b>	<b>0/0</b>	<b>0</b>	<b>0</b>	<b>-</b>	<b>-</b>	<b>0</b>	<b>0</b>	<b>0</b>	<b>-</b>	<b>-</b>	<b>0</b>			

#### Derrick Henry

Date	Opp	W-L	G/S	Att	Rushing				Rec	Receiving			
					Yds	Avg	Lg	TD		Yds	Avg	Lg	TD
10/16/16	Cle	W		2	7	3.5	4	0	2	20	10.0	12	0
10/22/17	@ Cle	W		13	13	1.0	9	0	2	11	5.5	8	0
9/8/19	@ Cle	W	RB	19	84	4.4	18	1	1	75	75.0	75	1
<b>Totals</b>		<b>3-0</b>	<b>3/1</b>	<b>34</b>	<b>104</b>	<b>3.1</b>	<b>18</b>	<b>1</b>	<b>5</b>	<b>106</b>	<b>21.2</b>	<b>75</b>	<b>1</b>

#### Jeremy McNichols

Date	Opp	W-L	G/S	Att	Rushing				Rec	Receiving						
					Yds	Avg	Lg	TD		Yds	Avg	Lg	TD			
None																
<b>Totals</b>		<b>0-0</b>	<b>0/0</b>	<b>0</b>	<b>0</b>	<b>-</b>	<b>-</b>	<b>0</b>	<b>0</b>	<b>0</b>	<b>-</b>	<b>-</b>	<b>0</b>			

#### Senorise Perry

Date	Opp	W-L	G/S	Att	Rushing				Rec	Receiving			
					Yds	Avg	Lg	TD		Yds	Avg	Lg	TD
11/10/19	@ Cle	L		0	0	-	-	0	0	0	-	-	0
<b>Totals</b>		<b>0-1</b>	<b>1/0</b>	<b>0</b>	<b>0</b>	<b>-</b>	<b>-</b>	<b>0</b>	<b>0</b>	<b>0</b>	<b>-</b>	<b>-</b>	<b>0</b>



## CAREER GAME-BY-GAME STATS VS. THE BROWNS: TITANS OFFENSE

### WIDE RECEIVERS

#### Cameron Batson

Date	Opp	W-L	G/S	Rec	Yds	Avg	Lg	TD
None								
<b>Totals</b>		<b>0-0</b>	<b>0/0</b>	<b>0</b>	<b>0</b>	<b>-</b>	<b>-</b>	<b>0</b>

#### A.J. Brown

Date	Opp	W-L	G/S	Rec	Yds	Avg	Lg	TD
9/8/19	@ Cle	W	WR	3	100	33.3	51	0
<b>Totals</b>		<b>1-0</b>	<b>1/1</b>	<b>3</b>	<b>100</b>	<b>33.3</b>	<b>51</b>	<b>0</b>

#### Corey Davis

Date	Opp	W-L	G/S	Rec	Yds	Avg	Lg	TD
9/8/19	@ Cle	W		0	0	-	-	0
<b>Totals</b>		<b>1-0</b>	<b>1/0</b>	<b>0</b>	<b>0</b>	<b>-</b>	<b>-</b>	<b>0</b>

#### Adam Humphries

Date	Opp	W-L	G/S	Rec	Yds	Avg	Lg	TD
10/21/18	Cle	W		4	37	9.3	12	0
9/8/19	@ Cle	W		1	5	5.0	5	0
<b>Totals</b>		<b>2-0</b>	<b>2/0</b>	<b>5</b>	<b>42</b>	<b>8.4</b>	<b>12</b>	<b>0</b>

#### Kalif Raymond

Date	Opp	W-L	G/S	Rec	Yds	Avg	Lg	TD
None								
<b>Totals</b>		<b>0-0</b>	<b>0/0</b>	<b>0</b>	<b>0</b>	<b>-</b>	<b>-</b>	<b>0</b>

#### Nick Westbrook-Ikhine

Date	Opp	W-L	G/S	Rec	Yds	Avg	Lg	TD
None								
<b>Totals</b>		<b>0-0</b>	<b>0/0</b>	<b>0</b>	<b>0</b>	<b>-</b>	<b>-</b>	<b>0</b>

### TIGHT ENDS

#### Anthony Firkser

Date	Opp	W-L	G/S	Rec	Yds	Avg	Lg	TD
9/8/19	@ Cle	W		0	0	-	-	0
<b>Totals</b>		<b>1-0</b>	<b>1/0</b>	<b>0</b>	<b>0</b>	<b>-</b>	<b>-</b>	<b>0</b>

#### MyCole Pruitt

Date	Opp	W-L	G/S	Rec	Yds	Avg	Lg	TD
9/8/19	@ Cle	W		0	0	-	-	0
<b>Totals</b>		<b>1-0</b>	<b>1/0</b>	<b>0</b>	<b>0</b>	<b>-</b>	<b>-</b>	<b>0</b>

#### Jonnu Smith

Date	Opp	W-L	G/S	Rec	Yds	Avg	Lg	TD
10/22/17	@ Cle	W	TE	2	22	11.0	14	0
9/8/19	@ Cle	W	TE	1	7	7.0	7	0
<b>Totals</b>		<b>2-0</b>	<b>2/2</b>	<b>3</b>	<b>29</b>	<b>9.7</b>	<b>14</b>	<b>0</b>

#### Geoff Swaim

Date	Opp	W-L	G/S	Rec	Yds	Avg	Lg	TD
11/6/16	@ Cle	W	TE	2	11	5.5	8	0
<b>Totals</b>		<b>1-0</b>	<b>1/1</b>	<b>2</b>	<b>11</b>	<b>5.5</b>	<b>8</b>	<b>0</b>

## CAREER GAME-BY-GAME STATS VS. THE BROWNS: TITANS SPECIALISTS

### KICKERS

#### Stephen Gostkowski

Date	Opp	W-L	FGM	FGA	Pct	XPM	XPA	1-19	20-29	30-39	40-49	50+	Lg	KO	TB
10/7/07	Cle	W	2	2	100.0	4	4	0-0	2-2	0-0	0-0	0-0	25	7	0
11/7/10	@ Cle	L	0	0	-	1	1	0-0	0-0	0-0	0-0	0-0	0	2	0
12/8/13	Cle	W	2	2	100.0	1	1	0-0	0-0	1-1	0-0	1-1	50	6	2
10/9/16	@ Cle	W	1	2	50.0	4	4	0-0	0-0	1-1	0-0	0-1	31	6	2
<b>Totals</b>		<b>3-1</b>	<b>5</b>	<b>6</b>	<b>83.3</b>	<b>10</b>	<b>10</b>	<b>0-0</b>	<b>2-2</b>	<b>2-2</b>	<b>0-0</b>	<b>1-2</b>	<b>50</b>	<b>21</b>	<b>4</b>

### PUNTERS

#### Brett Kern

Date	Opp	W-L	Num	Blk	Yds	Avg	Lg	TB	In20	NetAvg
11/6/08	@ Cle	W	1	0	29	29.0	29	0	0	24.0
9/20/09	Cle	W	2	0	109	54.5	57	0	1	42.5
10/2/11	@ Cle	W	6	0	237	39.5	64	0	2	36.5
10/5/14	Cle	L	4	1	188	47.0	54	0	1	34.8
9/20/15	@ Cle	L	6	0	298	49.7	55	0	1	24.0
10/16/16	Cle	W	5	0	225	45.0	52	0	3	43.8
10/22/17	@ Cle	W	4	0	208	52.0	58	1	2	43.8
9/8/19	@ Cle	W	6	0	277	46.2	70	0	3	43.2
<b>Totals</b>		<b>6-2</b>	<b>34</b>	<b>1</b>	<b>1,571</b>	<b>46.2</b>	<b>70</b>	<b>1</b>	<b>13</b>	<b>37.1</b>

### RETURNERS

#### Cameron Batson

Date	Opp	W-L	PR	FC	Yds	Avg	Lg	TD	KR	Yds	Avg	Lg	TD
None													
<b>Totals</b>		<b>0-0</b>	<b>0</b>	<b>0</b>	<b>0</b>	<b>-</b>	<b>-</b>	<b>0</b>	<b>0</b>	<b>0</b>	<b>-</b>	<b>-</b>	<b>0</b>

#### Desmond King II

Date	Opp	W-L	PR	FC	Yds	Avg	Lg	TD	KR	Yds	Avg	Lg	TD
12/3/17	Cle	W	0	0	0	-	-	0	3	82	27.3	44	0
10/14/18	@ Cle	W	2	0	36	18.0	32	0	1	27	27.0	27	0
<b>Totals</b>		<b>2-0</b>	<b>2</b>	<b>0</b>	<b>36</b>	<b>18.0</b>	<b>32</b>	<b>0</b>	<b>4</b>	<b>109</b>	<b>27.3</b>	<b>44</b>	<b>0</b>



## CAREER GAME-BY-GAME STATS VS. THE BROWNS: TITANS SPECIALISTS

### Kalif Raymond

Date	Opp	W-L	PR	FC	Yds	Avg	Lg	TD	KR	Yds	Avg	Lg	TD
None													
<b>Totals</b>		<b>0-0</b>	<b>0</b>	<b>0</b>	<b>0</b>	<b>-</b>	<b>-</b>	<b>0</b>	<b>0</b>	<b>0</b>	<b>-</b>	<b>-</b>	<b>0</b>

## CAREER GAME-BY-GAME STATS VS. THE BROWNS: TITANS DEFENSE

### Daren Bates (LB)

Date	Opp	W-L	G/S	Tackle	Sack	Int	FF	FR
10/25/15	Cle	W		0	0.0	0	0	0
10/22/17	@ Cle	W		0	0.0	0	0	0
9/8/19	@ Cle	W		1	0.0	0	0	0
<b>Totals</b>		<b>3-0</b>	<b>3/0</b>	<b>1</b>	<b>0.0</b>	<b>0</b>	<b>0</b>	<b>0</b>

### Breon Borders (CB)

Date	Opp	W-L	G/S	Tackle	Sack	Int	FF	FR
None								
<b>Totals</b>		<b>0-0</b>	<b>0/0</b>	<b>0</b>	<b>0.0</b>	<b>0</b>	<b>0</b>	<b>0</b>

### Malcolm Butler (CB)

Date	Opp	W-L	G/S	Tackle	Sack	Int	FF	FR
10/9/16	@ Cle	W	CB	1	0.0	0	0	0
9/8/19	@ Cle	W	CB	5	0.0	1	0	0
<b>Totals</b>		<b>2-0</b>	<b>2/2</b>	<b>6</b>	<b>0.0</b>	<b>1</b>	<b>0</b>	<b>0</b>

### Kevin Byard (S)

Date	Opp	W-L	G/S	Tackle	Sack	Int	FF	FR
10/16/16	Cle	W		2	0.0	0	0	0
10/22/17	@ Cle	W	S	2	0.0	3	0	0
9/8/19	@ Cle	W	FS	7	0.0	1	0	0
<b>Totals</b>		<b>3-0</b>	<b>3/2</b>	<b>11</b>	<b>0.0</b>	<b>4</b>	<b>0</b>	<b>0</b>

### Jack Crawford (DL)

Date	Opp	W-L	G/S	Tackle	Sack	Int	FF	FR
11/6/16	@ Cle	W	DE	0	0.0	0	0	0
11/11/18	@ Cle	L		2	0.0	0	0	0
<b>Totals</b>		<b>1-1</b>	<b>2/1</b>	<b>2</b>	<b>0.0</b>	<b>0</b>	<b>0</b>	<b>0</b>

### Matt Dickerson (DE)

Date	Opp	W-L	G/S	Tackle	Sack	Int	FF	FR
None								
<b>Totals</b>		<b>0-0</b>	<b>0/0</b>	<b>0</b>	<b>0.0</b>	<b>0</b>	<b>0</b>	<b>0</b>

### Nick Dzubnar (LB)

Date	Opp	W-L	G/S	Tackle	Sack	Int	FF	FR
10/4/18	Cle	W		0	0.0	0	0	0
12/3/17	Cle	W		0	0.0	0	0	0
10/14/18	@ Cle	W		0	0.0	0	0	0
<b>Totals</b>		<b>3-0</b>	<b>3/0</b>	<b>0</b>	<b>0.0</b>	<b>0</b>	<b>0</b>	<b>0</b>

### Rashaan Evans (LB)

Date	Opp	W-L	G/S	Tackle	Sack	Int	FF	FR
9/8/19	@ Cle	W	ILB	8	0.0	0	0	0
<b>Totals</b>		<b>1-0</b>	<b>1/1</b>	<b>8</b>	<b>0.0</b>	<b>0</b>	<b>0</b>	<b>0</b>

### Amani Hooker (DB)

Date	Opp	W-L	G/S	Tackle	Sack	Int	FF	FR
9/8/19	@ Cle	W		0	0.0	0	0	0
<b>Totals</b>		<b>1-0</b>	<b>1/0</b>	<b>0</b>	<b>0.0</b>	<b>0</b>	<b>0</b>	<b>0</b>

### Adoree' Jackson (CB)

Date	Opp	W-L	G/S	Tackle	Sack	Int	FF	FR
10/22/17	@ Cle	W	CB	5	0.0	0	0	0
9/8/19	@ Cle	W	CB	5	0.0	0	0	0
<b>Totals</b>		<b>2-0</b>	<b>2/2</b>	<b>10</b>	<b>0.0</b>	<b>0</b>	<b>0</b>	<b>0</b>

### DaQuan Jones (DL)

Date	Opp	W-L	G/S	Tackle	Sack	Int	FF	FR
9/20/15	@ Cle	L	DE	2	0.0	0	0	0

10/16/16	Cle	W	NT	1	0.0	0	0	0
10/22/17	@ Cle	W	DE	6	0.0	0	0	0
9/8/19	@ Cle	W	NT	3	0.0	0	0	0
<b>Totals</b>		<b>3-1</b>	<b>4/4</b>	<b>12</b>	<b>0.0</b>	<b>0</b>	<b>0</b>	<b>0</b>

### Joshua Kalu (DB)

Date	Opp	W-L	G/S	Tackle	Sack	Int	FF	FR
None								
<b>Totals</b>		<b>0-0</b>	<b>0/0</b>	<b>0</b>	<b>0.0</b>	<b>0</b>	<b>0</b>	<b>0</b>

### Desmond King II (CB)

Date	Opp	W-L	G/S	Tackle	Sack	Int	FF	FR
12/3/17	Cle	W		6	1.0	0	0	0
10/14/18	@ Cle	W	CB	2	0.0	2	0	0
<b>Totals</b>		<b>2-0</b>	<b>2/1</b>	<b>8</b>	<b>1.0</b>	<b>2</b>	<b>0</b>	<b>0</b>

### Harold Landry III (OLB)

Date	Opp	W-L	G/S	Tackle	Sack	Int	FF	FR
9/8/19	@ Cle	W	OLB	5	0.0	0	0	0
<b>Totals</b>		<b>1-0</b>	<b>1/1</b>	<b>5</b>	<b>0.0</b>	<b>0</b>	<b>0</b>	<b>0</b>

### David Long Jr. (LB)

Date	Opp	W-L	G/S	Tackle	Sack	Int	FF	FR
None								
<b>Totals</b>		<b>0-0</b>	<b>0/0</b>	<b>0</b>	<b>0.0</b>	<b>0</b>	<b>0</b>	<b>0</b>

### Chris Milton (CB)

Date	Opp	W-L	G/S	Tackle	Sack	Int	FF	FR
9/8/19	@ Cle	W		0	0.0	0	0	0
<b>Totals</b>		<b>1-0</b>	<b>1/0</b>	<b>0</b>	<b>0.0</b>	<b>0</b>	<b>0</b>	<b>0</b>

### Larrell Murchison (DL)

Date	Opp	W-L	G/S	Tackle	Sack	Int	FF	FR
None								
<b>Totals</b>		<b>0-0</b>	<b>0/0</b>	<b>0</b>	<b>0.0</b>	<b>0</b>	<b>0</b>	<b>0</b>

### Derick Roberson (OLB)

Date	Opp	W-L	G/S	Tackle	Sack	Int	FF	FR
None								
<b>Totals</b>		<b>0-0</b>	<b>0/0</b>	<b>0</b>	<b>0.0</b>	<b>0</b>	<b>0</b>	<b>0</b>

### Jeffery Simmons (DT)

Date	Opp	W-L	G/S	Tackle	Sack	Int	FF	FR
None								
<b>Totals</b>		<b>0-0</b>	<b>0/0</b>	<b>0</b>	<b>0.0</b>	<b>0</b>	<b>0</b>	<b>0</b>

### Tye Smith (CB)

Date	Opp	W-L	G/S	Tackle	Sack	Int	FF	FR
12/20/15	Cle	W		0	0.0	0	0	0
10/22/17	@ Cle	W		0	0.0	0	0	0
<b>Totals</b>		<b>2-0</b>	<b>2/0</b>	<b>0</b>	<b>0.0</b>	<b>0</b>	<b>0</b>	<b>0</b>

### Teair Tart (DT)

Date	Opp	W-L	G/S	Tackle	Sack	Int	FF	FR
None								
<b>Totals</b>		<b>0-0</b>	<b>0/0</b>	<b>0</b>	<b>0.0</b>	<b>0</b>	<b>0</b>	<b>0</b>

### Kenny Vaccaro (S)

Date	Opp	W-L	G/S	Tackle	Sack	Int	FF	FR
9/14/14	@ Cle	L	S	11	0.0	0	0	0
9/8/19	@ Cle	W	SS	13	0.0	0	0	0
<b>Totals</b>		<b>1-1</b>	<b>2/2</b>	<b>24</b>	<b>0.0</b>	<b>0</b>	<b>0</b>	<b>0</b>



# REGULAR TITANS LINEUP

## OFFENSIVE STARTERS

**WR 84-Corey Davis (6-3, 209, 4th Year, Western Michigan)** - The fifth-overall draft pick in 2017 led the Titans in receptions (142) and receiving yards (1,867) over his first three seasons. He had 43 catches for 601 yards and two touchdowns in 2019.

	G	GS	Rec	Yds	Avg	Lg	TD
2020	9	7	42	619	14.7	50	3
Career	51	43	184	2,486	13.5	51	9

**TE 81-Jonnu Smith (6-3, 248, 4th Year, Florida International)** - The 2017 third-round draft pick was the team's leading receiver among tight ends from 2018 through 2019 with 55 receptions, 697 yards and six touchdowns.

	G	GS	Rec	Yds	Avg	Lg	TD
2020	11	10	30	338	11.3	63	7
Career	56	49	103	1,192	11.6	63	15

**LT 72-David Quessenberry (6-5, 305, 2nd Year, San Jose State)** - The former sixth-round pick entered the NFL with Houston in 2013. After battling non-Hodgkin's lymphoma, he spent most of 2017-19 on the practice squads of the Texans and Titans (2018-19).

2020 G/GS: 7/1, Career G/GS: 13/1

**LG 76-Rodger Saffold III (6-5, 325, 11th Year, Indiana)** - The former second-round pick was signed in 2019 as an unrestricted free agent from the Rams. He started every game at left guard in 2019, his second consecutive season to do so.

2020 G/GS: 10/10, Career G/GS: 140/137

**C 60-Ben Jones (6-3, 308, 9th Year, Georgia)** - Added as an unrestricted free agent in 2016, the former fourth-round pick played in 64 games in four previous seasons with the Houston Texans. He started 63 of 64 possible games during his first four seasons in Tennessee.

2020 G/GS: 11/11, Career G/GS: 138/117

**RG 64-Nate Davis (6-3, 316, 2nd Year, Charlotte)** - The 2019 third-round pick appeared in 41 games with 37 starts at Charlotte. As a rookie, he started 12 contests at right guard.

2020 G/GS: 11/11, Career G/GS: 24/23

**RT 71-Dennis Kelly (6-8, 321, 9th Year, Purdue)** - The former fifth-round pick was acquired in a 2016 trade with the Eagles. In his first four seasons in Tennessee, he played in 58 games, with five starts at right tackle in 2018 and four starts at left tackle in 2019.

2020 G/GS: 11/11, Career G/GS: 99/42

**WR 10-Adam Humphries (5-11, 195, 6th Year, Clemson)** - After entering the NFL as a rookie free agent, Humphries played four seasons in Tampa Bay before signing with the Titans in 2019. He appeared in 12 games in his first season in Tennessee, totaling 37 receptions for 374 yards and two scores.

Receiving	G	GS	Rec	Yds	Avg	Lg	TD
2020	6	1	22	219	10.0	23	2
Career	78	21	278	2,922	10.5	51	13

Returns	PR	FC	Yds	Avg	Lg	TD	KR	Yds	Avg	Lg	TD
2020	0	0	0	-	-	0	0	0	-	-	0
Career	63	63	503	8.0	25	0	6	64	10.7	17	0

**WR 11-A.J. Brown (6-1, 226, 2nd Year, Mississippi)** - The second-round pick led all rookie receivers in 2019 with 1,051 receiving yards and ranked second in the NFL in receiving average (20.2). No NFL player had more receiving yards than him (605) over the final six games of 2019.

	G	GS	Rec	Yds	Avg	Lg	TD
2020	9	7	40	638	16.0	73	8
Career	25	18	92	1,689	18.4	91	16

**QB 17-Ryan Tannehill (6-4, 217, 9th Year, Texas A&M)** - Acquired via trade from Miami in 2019, Tannehill took over the starting role for the Titans in Week 7. He was named to his first Pro Bowl after leading the NFL in passer rating (117.5) and passing average (9.6).

	G	GS	Att	Cmp	Pct	Yds	TD	Int	Lg	Sk	Rate
2020	11	11	334	217	65.0	2,608	23	4	73	15	106.7
Career	111	109	3,531	2,247	63.6	25,784	168	85	91	294	91.4

**RB 22-Derrick Henry (6-3, 247, 5th Year, Alabama)** - The 2016 second-round pick and former Heisman winner led the Titans in rushing in 2017 (744 yards) and 2018 (1,059). In 2019, he earned Pro Bowl honors and won the NFL rushing title (1,540), followed by 446 playoff rushing yards.

	G	GS	Att	Yds	Avg	Lg	TD	Rec	Yds	Avg	Lg	TD
2020	11	11	256	1,257	4.9	94	12	14	93	6.6	53	0
Career	73	42	1,060	5,090	4.8	99	50	71	671	9.5	75	3

## OFFENSIVE RESERVES

**FB 41-Khari Blasingame (6-0, 233, 2nd Year, Vanderbilt)** - Originally an undrafted free agent with the Vikings, he was signed by the Titans off Minnesota's practice squad during the 2019 campaign.

	G	GS	Att	Yds	Avg	Lg	TD	Rec	Yds	Avg	Lg	TD
2020	10	6	0	0	-	0	0	4	39	9.8	16	0
Career	16	9	0	0	-	0	0	8	93	11.6	24	0

**G/C 75-Jamil Douglas (6-4, 309, 3rd Year, Arizona State)** - Douglas arrived on the Titans practice squad in 2018 after previous experience with the Dolphins, Patriots, Falcons and Colts. He was a fourth-round pick with Miami in 2015.

2020 G/GS: 9/0, Career G/GS: 41/11

**TE 86-Anthony Firkser (6-2, 246, 3rd year, Harvard)** - The former undrafted free agent joined the Titans in 2018 after previous stints with the Jets and Chiefs. He appeared in a career-high 15 games in 2019.

	G	GS	Rec	Yds	Avg	Lg	TD
2020	11	1	29	282	9.7	45	1
Career	38	2	62	711	11.5	45	3

**RB 28-Jeremy McNichols (5-9, 205, 1st Year, Boise State)** - Originally a fifth-round pick by Tampa Bay in 2017, McNichols re-joined the Titans after spending time with the team in 2018 and in the 2019 preseason. He also has spent time with San Francisco, Indianapolis, Denver and Jacksonville.

	G	GS	Att	Yds	Avg	Lg	TD	Rec	Yds	Avg	Lg	TD
2020	11	0	34	193	5.7	20	0	6	29	4.8	9	0
Career	15	0	36	197	5.47	20	0	6	29	4.8	9	0

**TE 85-MyCole Pruitt (6-2, 245, 5th year, Southern Illinois)** - Pruitt was signed off Houston's practice squad in September 2018 after previous stints with the Vikings and Bears. He played in 31 games in his first two seasons in Tennessee, totaling 15 catches for 192 yards and two scores.

	G	GS	Rec	Yds	Avg	Lg	TD
2020	6	3	3	17	5.7	10	1
Career	58	17	30	311	10.4	42	3

**WR 14-Kalif Raymond (5-8, 182, 3rd Year, Holy Cross)** - After joining the Titans practice squad in 2018, he posted career highs with nine catches, 170 receiving yards and a touchdown in 2019.

Receiving	G	GS	Rec	Yds	Avg	Lg	TD
2020	11	3	9	187	20.8	61	0
Career	31	4	19	369	19.4	61	1

Returns	PR	FC	Yds	Avg	Lg	TD	KR	Yds	Avg	Lg	TD
2020	21	8	195	9.3	40	0	15	275	18.3	30	0
Career	54	33	450	8.3	40	0	53	1,086	20.5	45	0

**T 79-Isaiah Wilson (6-6, 350, Rookie, Georgia)** - The first-round pick (29th overall) started 24 total games (all at right tackle) for the Bulldogs from 2018 to 2019. As a sophomore (2019), Wilson was named second-team Associated Press All-SEC.

2020 G/GS: 1/0, Career G/GS: 1/0

**QB 5-Logan Woodside (6-1, 213, 1st Year, Toledo)** - Originally a seventh-round draft pick with Cincinnati in 2018, he spent time on the practice squad as a rookie with the Titans in 2018 and re-signed in 2019. He spent the entire 2019 campaign on practice squad/injured list.

	G	GS	Att	Cmp	Pct	Yds	TD	Int	Lg	Sk	Rate
2020	3	0	1	1	100.0	7	0	0	7	0	95.8
Career	3	0	1	1	100.0	7	0	0	7	0	95.8

## SPECIALISTS

**P 6-Brett Kern (6-2, 214, 13th Year, Toledo)** - Claimed off waivers from the Broncos during the 2009 season, he was named to the Pro Bowl in 2017, 2018 and 2019. He is the franchise's career and single-season leader (2017) in both gross and net punting average.

	G	Punt	Bk	Yds	Avg	Lg	TB	I20	NetAvg
2020	8	24	0	1,125	46.9	66	2	15	41.1
Career	200	936	5	43,053	46.0	79	56	370	40.4

**K 3-Stephen Gostkowski (6-1, 215, 15th Year, Memphis)** - Signed by the Titans on Sept. 3, the four-time Pro Bowler and three-time Super Bowl champion played 14 seasons in New England, where he became the team's all-time leading scorer (1,775 points). Through 2019, his 87.4 field goal percentage (374 of 428) ranked fifth in NFL history.

	G	FGM	FGA	Pct	Lg	XPM	XPA	Pts
2020	11	16	24	66.7	55	32	34	80
Career	215	390	452	86.3	62	685	698	1,855

GAME PREVIEW

TEAM NOTES

PLAYER NOTES

MEDIA

STATISTICS

ROSTERS



# REGULAR TITANS LINEUP

## DEFENSIVE STARTERS

**DE 94-Jack Crawford (6-5, 274, 9th Year, Penn State)** - The London native was signed as an unrestricted free agent in 2020 after spending his first eight seasons with Oakland (2012-13), Dallas (2014-16) and Atlanta (2017-19). He did not miss a game (15 total starts) from 2018-19.

	GP	GS	Tackle	Sack	TFL	QBP	Int	PD	FF	FR
2020	11	5	14	1.0	1	6	0	0	0	0
Career	104	31	146	17.0	23	NA	1	4	2	0

**NT 90-DaQuan Jones (6-4, 322, 7th Year, Penn State)** - The 2014 fourth-round pick started every contest from 2015-16 and 2018-19. He set career highs in 2019 with 21 quarterback pressures and three passes defended.

	GP	GS	Tackle	Sack	TFL	QBP	Int	PD	FF	FR
2020	11	11	36	2.0	5	8	0	0	0	0
Career	94	88	270	9.0	16	78	0	4	1	2

**DT 98-Jeffery Simmons (6-4, 305, 2nd Year, Mississippi State)** - The two-time All-SEC selection and 2019 19th overall draft pick registered two sacks in nine regular season games as a rookie.

	GP	GS	Tackle	Sack	TFL	QBP	Int	PD	FF	FR
2020	10	10	37	3.0	3	11	0	5	1	2
Career	19	17	77	5.0	5	25	0	6	1	2

**OLB 50-Derick Roberson (6-3, 250, 2nd Year, Sam Houston State)** - As an undrafted free agent in 2019, he spent most of his rookie year on the practice squad before finishing the season on the 53-man roster.

	GP	GS	Tackle	Sack	TFL	QBP	Int	PD	FF	FR
2020	5	1	4	0.0	0	3	0	1	0	0
Career	8	1	8	3.0	0	3	0	1	0	0

**ILB 54-Rashaan Evans (6-2, 232, 3rd Year, Alabama)** - Drafted 22nd overall in 2018, he played in 15 games with seven starts as a rookie. In 2019, he led the team with 139 tackles and 11 tackles for loss.

	GP	GS	Tackle	Sack	TFL	QBP	Int	PD	FF	FR
2020	11	11	65	0.5	0	2	0	2	0	1
Career	42	34	267	3.0	13	19	0	6	0	2

**ILB 51-David Long Jr. (5-11, 227, 2nd Year, West Virginia)** - As a rookie in 2019, the fifth-round pick appeared in 14 games during the regular season and all three playoff contests (one start).

	GP	GS	Tackle	Sack	TFL	QBP	Int	PD	FF	FR
2020	9	0	10	0.0	1	0	0	1	0	0
Career	23	0	25	0.0	3	0	0	2	1	0

**OLB 98-Harold Landry III (6-2, 252, 3rd Year, Boston College)** - The 41st overall draft pick in 2018 started all 16 games in 2019 and led the team with nine sacks. His 28 quarterback pressures in 2019 ranked second.

	GP	GS	Tackle	Sack	TFL	QBP	Int	PD	FF	FR
2020	11	11	48	4.5	8	19	1	5	0	0
Career	42	30	175	18.0	14	65	2	8	2	2

**CB 21-Malcolm Butler (5-11, 190, 7th Year, West Alabama)** - Butler signed with the Titans in 2018 after spending his first four NFL seasons with New England, where he won two Super Bowls and earned two Pro Bowl bids. He was placed on injured reserve after nine games in 2019.

	GP	GS	Tackle	Sack	TFL	QBP	Int	PD	FF	FR
2020	11	11	68	0.0	1	0	2	11	0	0
Career	95	79	358	3.0	NA	NA	15	81	5	2

**SS 24-Kenny Vaccaro (6-0, 214, 8th Year, Texas)** - The Saints' former first-round pick was signed by the Titans as a free agent in August 2018. In his second season in Tennessee, his totals included 16 starts, 104 tackles and one interception.

	GP	GS	Tackle	Sack	TFL	QBP	Int	PD	FF	FR
2020	10	10	65	1.0	4	4	0	4	0	0
Career	107	106	721	11.5	NA	NA	10	43	5	3

**FS 31-Kevin Byard (5-11, 212, 5th Year, Middle Tennessee State)** - The 2016 third-round pick appeared in all 64 games with 55 starts during his first four seasons. He had five interceptions in 2019, and his 17 total interceptions from 2017-19 were the most in the NFL.

	GP	GS	Tackle	Sack	TFL	QBP	Int	PD	FF	FR
2020	11	11	70	0.0	0	2	0	5	1	0
Career	75	66	407	3.0	11	13	17	47	1	2

**CB 25-Adoree' Jackson (5-11, 185, 4th Year, USC)** - The 18th-overall draft pick in 2017 played in 43 games (39 starts) in his first three seasons and led the team in punt returns in each of his first two campaigns. In 2019, his totals included 40 tackles and seven passes defended in 11 games.

	Defense GP	GS	Tackle	Sack	TFL	QBP	Int	PD	FF	FR
2020	0	0	0	0.0	0	0	0	0	0	0
Career	43	39	176	0.0	9	2	2	41	3	0

## DEFENSIVE RESERVES

**CB 39-Breon Borders (6-0, 189, 2nd Year, Duke)** - After spending time with seven other NFL teams since 2017, he joined the Titans practice squad in Week 3 and was promoted to the 53-man roster on Nov. 7. The former undrafted free agent compiled 13 games prior to arriving in Tennessee.

	GP	GS	Tackle	Sack	TFL	QBP	Int	PD	FF	FR
2020	5	4	20	0.0	0	0	1	3	0	0
Career	18	5	27	0.0	0	0	1	3	0	1

**DE 92-Matt Dickerson (6-5, 292, 3rd Year, UCLA)** - Originally signed by the Titans as an undrafted free agent in 2018, Dickerson played in eight total games with five tackles during his first two seasons.

	GP	GS	Tackle	Sack	TFL	QBP	Int	PD	FF	FR
2020	5	0	5	0.0	0	1	0	0	0	0
Career	13	0	10	0.0	1	2	0	0	0	0

**DB 37-Amani Hooker (5-11, 210, 2nd Year, Iowa)** - The fourth-round pick in 2019 played in all 16 games as a rookie, appearing on special teams and on defense in sub packages.

	GP	GS	Tackle	Sack	TFL	QBP	Int	PD	FF	FR
2020	11	1	24	0.0	0	0	3	7	0	0
Career	27	1	37	0.0	0	0	3	7	0	0

**CB 33-Desmond King II (5-10, 201, 4th Year, Iowa)** - Acquired in a trade with the Chargers on Nov. 2, 2020, the former fifth-round pick earned AP All-Pro honors at cornerback and second-team All-Pro as a punt returner in 2018. He played primarily in slot coverage with the Chargers.

	GP	GS	Tackle	Sack	TFL	QBP	Int	PD	FF	FR
2020	10	6	37	1.0	0	0	0	2	0	1
Career	57	26	222	7.5	14	18	4	22	2	3

**DL 91-Larrell Murchison (6-2, 297, Rookie, N.C. State)** - The fifth-round pick was an All-ACC selection as a senior. He totaled 11 sacks and 20 tackles for loss in two seasons at N.C. State after two years at Louisburg College.

	GP	GS	Tackle	Sack	TFL	QBP	Int	PD	FF	FR
'20/Career	8	0	3	0.0	1	0	0	0	0	0

**CB 23-Tye Smith (6-0, 195, 5th Year, Towson)** - A fifth-round pick by the Seahawks in 2015, he joined the Titans in 2017. In 2019, he appeared in nine games and set career highs with three starts, 24 tackles and two forced fumbles. He added four stops on special teams.

	GP	GS	Tackle	Sack	TFL	QBP	Int	PD	FF	FR
2020	7	1	9	0.0	0	0	0	0	0	0
Career	35	5	44	0.0	0	0	1	1	2	0

**DT 93-Tear Tart (6-2, 304, Rookie, Florida International)** - The undrafted rookie played two seasons at Florida International, where he totaled six sacks and 19 tackles for loss. He began his collegiate career at ASA (N.Y.) College and then Ellsworth (Iowa) Community College.

	GP	GS	Tackle	Sack	TFL	QBP	Int	PD	FF	FR
'20/Career	4	0	2	0.0	0	2	0	1	0	0



# LAST WEEK VS. THE COLTS

**Week 12: Titans 45, Colts 26**  
**Sunday, Nov. 29, 2020 • 1:00 p.m. ET • Lucas Oil Stadium**

In Week 12 of the 2020 season the Titans traveled to Indianapolis to face the Colts for the second time in a three-week span. Tennessee won by a score of 45-26, advancing to 8-3 on the season and taking first place in the AFC South.

The Titans got on the board on their opening possession with a 10-play, 75-yard scoring drive. RB **Derrick Henry** amassed 46 all-purpose yards including a 12-yard rushing score that gave Tennessee an early 7-0 lead. Indianapolis responded on their opening possession, as Colts QB **Philip Rivers** threw an 11-yard touchdown to Colts TE **Trey Burton** to tie the game 7-7. On their next possession, the Titans came right back with a four-play scoring drive as QB **Ryan Tannehill** threw a 69-yard touchdown to WR **A.J. Brown** to put Tennessee ahead, 14-7.

In the second quarter, Indianapolis added a touchdown to tie the game again. Rivers connected with Burton and Colts RB **Nyheim Hines** for a pair of 19-yard passes to move the chains, before Colts backup QB **Jacoby Brissett** entered the game to run in a one-yard score, 14-14. Later in the second quarter, Tennessee pulled ahead of Indianapolis and added three touchdowns on consecutive possessions. Henry rushed first for an 11-yard touchdown and then a one-yard score, and Tannehill added a one-yard touchdown run to make it a 35-14 game. Henry completed the first half of the contest with 17 carries for 140 yards and three touchdowns.

In the third quarter with Indianapolis at their own 27-yard line, Rivers attempted a deep pass but it was intercepted by CB **Breon Borders**. Tennessee took possession at their own 37-yard line and moved the ball into Colts territory. K **Stephen Gostkowski** converted a 49-yard field goal as the Titans increased the lead, 38-14.

In the fourth quarter, Indianapolis constructed a 75-yard scoring drive that included a field position-flipping 50-yard pass from Rivers to Colts WR **T.Y. Hilton** that gave Indianapolis possession at the Tennessee three-yard line. Brissett entered the game and ran into the end zone for his second one-yard touchdown. Indianapolis' two-point conversion attempt failed, 38-20. Later in the fourth quarter with the Colts trailing by 18 points, Rivers led Indianapolis on an 11-play, 94-yard scoring drive that culminated in a five-yard touchdown reception by Hilton. The Colts attempted a two-point conversion, but the try was unsuccessful, 38-26. On the ensuing kickoff, the Colts attempted an onside kick with Tennessee's hands team on the field. However, Brown caught the kick in stride and ran it 42 yards into the end zone for a touchdown. The Titans took a 45-26 lead and sealed a divisional road win at Indianapolis.

## SCORING

	1	2	3	4	Final
Tennessee	14	21	3	7	45
Indianapolis	7	7	0	12	26

TEAM	SCORING PLAY	TIME
Titans	D.Henry 12 yd. run (S.Gostkowski kick)	1-9:12
Colts	T.Burton 11 yd. pass from P.Rivers (R.Blankenship kick)	1-2:34
Titans	A.Brown 69 yd. pass from R.Tannehill (S.Gostkowski kick)	1-0:09
Colts	J.Brissett 1 yd. run (R.Blankenship kick)	2-12:51
Titans	D.Henry 1 yd. run (S.Gostkowski kick)	2-6:15
Titans	D.Henry 11 yd. run (S.Gostkowski kick)	2-1:41
Titans	R.Tannehill 1 yd. run (S.Gostkowski kick)	2-0:20
Titans	S.Gostkowski 49 yd. Field Goal	3-0:44
Colts	J.Brissett 1 yd. run (run failed)	4-13:23
Colts	T.Hilton 5 yd. pass from P.Rivers (pass failed)	4-2:34
Titans	A.Brown 42 yd. kickoff return (S.Gostkowski kick)	4-2:29

**Missed FGs:** None  
**Attendance:** 12,464  
**Time of Game:** 3:24  
**Weather:** Indoors  
**Referee:** John Hussey

[CLICK TO WATCH HIGHLIGHTS](#)



TEAM STATISTICS

	Titans	Colts
TOTAL FIRST DOWNS	28	27
THIRD DOWN EFFICIENCY	5-12-42%	5-13-38%
FOURTH DOWN EFFICIENCY	1-1-100%	1-2-50%
TOTAL NET YARDS	449	336
Plays - Avg.	68-6.6	67-5.0
NET YARDS RUSHING	229	56
Rushes - Avg.	45-5.1	21-2.7
NET YARDS PASSING	220	280
Sacks - Yards Lost	1-1	2-15
PASS ATT-COMP-INT	22-13-0	44-24-1
PUNTS - Avg.	4-40.0	5-50.8
Net Punting Average	40.0	40.4
PUNT RETURNS - Yards	4-52	0-0
KICKOFF RETURNS - Yards	2-60	2-49
INTERCEPTIONS - Yards	1-0	0-0
PENALTIES Number and Yards	9-63	6-50
FUMBLES - Lost	0-0	0-0
TOUCHDOWNS	6	4
EXTRA POINTS Made-Attempts	6-6	2-4
FIELD GOALS Made-Attempts	1-1	0-0
RED ZONE EFFICIENCY	4-5-80%	4-4-100%
GOAL TO GO EFFICIENCY	2-2-100%	3-3-100%
SAFETIES	0	0
GIVEAWAYS	0	1
TAKEAWAYS	1	0
TIME OF POSSESSION	35:33	24:27

## TITANS STARTERS

OFFENSE		DEFENSE	
WR 84	C.Davis	DE 94	J.Crawford
TE 87	G.Swaim	NT 90	D.Jones
LT 72	D.Quessenberry	DT 98	J.Simmons
LG 76	R.Saffold III	ILB 53	W.Compton
C 60	B.Jones	ILB 54	R.Evans
RG 64	N.Davis	OLB 58	H.Landry III
RT 71	D.Kelly	CB 39	B.Borders
WR 11	A.Brown	CB 33	D.King II
QB 17	R.Tannehill	SS 24	K.Vaccaro
FB 41	K.Blasingame	FS 31	K.Byard
RB 22	D.Henry	CB 21	M.Butler

## COLTS STARTERS

OFFENSE		DEFENSE	
WR 13	T.Hilton	DE 50	J.Houston
LT 74	A.Castonzo	DT 94	T.Lewis
LG 56	Q.Nelson	NT 90	G.Stewart
C 63	D.Pinter	DT 76	T.Stallworth
RG 64	M.Glowinski	WLB 53	D.Leonard
RT 72	B.Smith	MLB 54	A.Walker
TE 84	J.Doyle	SAM 44	Z.Franklin
WR 14	Z.Pascal	CB 23	K.Moore
WR 11	M.Pittman	FS 32	J.Blackmon
QB 17	P.Rivers	SS 37	K.Willis
RB 21	N.Hines	CB 27	X.Rhodes

## TITANS INDIVIDUAL STATISTICS

Rushing	Att	Yds	Avg	Lg	TD
D.Henry	27	178	6.6	31	3
D.Foreman	4	28	7.0	12	0
J.McNichols	8	20	2.5	6	0
C.Batson	1	5	5.0	5	0
R.Tannehill	2	3	1.5	2	1
L.Woodside	3	-5	-1.7	-1	0
<b>Total</b>	<b>45</b>	<b>229</b>	<b>5.1</b>	<b>31</b>	<b>4</b>

Passing	Att	Cmp	Yds	TD	Lg	IN	Rt
R.Tannehill	22	13	221	1	69	0	108.3
<b>Total</b>	<b>22</b>	<b>13</b>	<b>221</b>	<b>1</b>	<b>69</b>	<b>0</b>	<b>108.3</b>

Receiving	No	Yds	Avg	Lg	TD
A.Brown	4	98	24.5	69	1
C.Davis	3	70	23.3	37	0
G.Swaim	3	30	10.0	12	0
D.Henry	2	7	3.5	4	0
K.Blasingame	1	16	16.0	16	0
<b>Total</b>	<b>13</b>	<b>221</b>	<b>17.0</b>	<b>69</b>	<b>1</b>

Interceptions	No	Yds	Avg	Lg	TD
B. Borders	1	0	0.0	0	0
<b>Total</b>	<b>1</b>	<b>0</b>	<b>0.0</b>	<b>0</b>	<b>0</b>

**Leading Tacklers (Press Box Totals)**  
 K. Vaccaro 9-7-2; K. Byard 7-7-0; M. Butler 4-4-0

**Sacks:** J. Simmons 1; H. Landry 1  
**FF:** None **FR:** None

## COLTS INDIVIDUAL STATISTICS

Rushing	Att	Yds	Avg	Lg	TD
N.Hines	10	29	2.9	10	0
J.Wilkins	6	22	3.7	11	0
J.Brissett	4	3	0.8	2	2
D.Harris	1	2	2.0	2	0
<b>Total</b>	<b>21</b>	<b>56</b>	<b>2.7</b>	<b>11</b>	<b>2</b>

Passing	Att	Cmp	Yds	TD	Lg	IN	Rt
P.Rivers	42	24	295	2	50	1	84.9
J.Brissett	2	0	0	0	0	0	39.6
<b>Total</b>	<b>44</b>	<b>24</b>	<b>295</b>	<b>2</b>	<b>50</b>	<b>1</b>	<b>81.2</b>

Receiving	No	Yds	Avg	Lg	TD
N.Hines	8	66	8.3	19	0
T.Hilton	4	81	20.3	50	1
T.Burton	3	42	14.0	19	1
J.Wilkins	3	35	11.7	21	0
M.Pittman	2	28	14.0	14	0
M.Alie-Cox	2	19	9.5	11	0
Z.Pascal	1	23	23.0	23	0
D.Harris	1	1	1.0	1	0
<b>Total</b>	<b>24</b>	<b>295</b>	<b>12.3</b>	<b>50</b>	<b>2</b>

**Interceptions** None

**Leading Tacklers (Press Box Totals)**  
 D. Leonard 14-10-4; A. Walker 6-3-3; T. Lewis 5-5-0

**Sacks:** D. Leonard 1  
**FF:** None **FR:** None

GAME PREVIEW

TEAM NOTES

PLAYER NOTES

MEDIA

STATISTICS

ROSTERS



## NOTES FROM LAST WEEK'S GAME

### TEAM NOTES

- The Titans' 45-26 victory at Indianapolis put them in first place in the AFC South with five games remaining. Their record is 8-3, one game ahead of the second-place Colts (7-4).
- With the Titans and Colts splitting their season series, the Titans currently hold the division record tiebreaker at 3-1. The Colts are 1-2 against AFC South foes. Additionally, the Titans' conference record is 6-3.
- The win gave the Titans a 4-1 road record in 2020.
- The Titans scored a touchdown on their opening possession for the third consecutive week, the team's longest streak in a season since a four-game run from Nov. 18 to Dec. 9, 2001. The touchdown drive at Indianapolis marked their fifth opening-drive touchdown of the season and their sixth opening-drive score (one field goal).
- The Titans scored touchdowns on their first two possessions for the second time in 2020. They previously did so against the Jacksonville Jaguars on Sept. 20.
- The Titans totaled 346 yards in the first half, their highest total in the first half of a game since they had 352 yards at Oakland on Dec. 8, 2019.
- The Titans scored 35 points in the first half, a total that tied for the second-highest total in franchise history and was the most points scored by any team in the NFL in the first half of a game in 2020. The Titans/Oilers franchise record is 45 points in the first half against Cleveland on Dec. 9, 1990. They now have 10 all-time games with 35 points in the first half. Most recently, they accomplished the feat against Green Bay on Nov. 13, 2016.
- The Titans' 45 points in the contest tied for the eighth-highest road total in franchise history. It was the team's highest output on the road since Nov. 27, 2008, when they scored 47 points at Detroit.
- The Titans' 19-point margin of victory was their highest in a road contest since a 21-point win at Houston on Dec. 29, 2019.
- The Titans scored touchdowns on five of their first six offensive possessions. It was their first time doing so since Nov. 13, 2016 against the Green Bay Packers.
- The Titans' 229 team rushing yards was their second-highest total of the season behind only their 263 rushing yards against Houston on Oct. 18.
- The Titans' 28 first downs gave them their second-best total of the season behind their 31 first downs against Houston on Oct. 18. The win at Indianapolis marked the seventh time in 11 games this season in which the Titans had at least 25 first downs.
- The Titans totaled 449 yards on offense, accounting for their second-highest total of the season behind their 607 net yards against the Texans on Oct. 18. The Titans have topped the 400-yard mark four times in 2020.
- With one interception (**Breon Borders**) and no turnovers, the Titans won the turnover battle for the seventh time in 11 games in 2020. Through the early afternoon games of Nov. 29, they rank second in the NFL (plus-12 by the Pittsburgh Steelers) with a plus-11 turnover differential in 2020.
- In five trips inside the red zone, the Titans offense scored four touchdowns to bring their season totals to 32 touchdowns on 44 trips inside the opponent's 20-yard line (72.7 percent).
- The Titans recorded a season-best time of possession of 35 minutes and 33 seconds. It was the team's best time of possession in the Mike Vrabel era (2018-20) and the best since a 40:09 time of possession against Cincinnati on Nov. 12, 2017.
- The Titans won the field possession battle against the Colts by an average of 16 yards. Their average possession began at their own 36-yard line, while the average Colts possession began at their own 20.

### CB BREON BORDERS

- Recorded his first career interception, picking off a **Philp Rivers** pass in the third quarter.



### WR A.J. BROWN

- Led the team with four receptions for 98 yards and one touchdown. His 69-yard touchdown catch in the first quarter was the third-longest reception of his career.
- Leads the NFL with three touchdown receptions of at least 69 yards since the beginning of the 2019 campaign.
- Tied his rookie total with his eighth touchdown reception of the season.
- Became the fourth player in franchise history with at least eight touchdown receptions in back-to-back seasons, joining **Bill Groman** (1960-61), **Charlie Hennigan** (1961-64) and **Drew Hill** (1988-89).
- Added a 42-yard kickoff return for a touchdown on an onside attempt by the Colts in the fourth quarter. He was credited with the team's first kickoff return for a touchdown since Sept. 9, 2018, when **Darius Jennings** had a 94-yarder at Miami.
- Became the first player in franchise history with a receiving touchdown and a kickoff return touchdown in the same game. He is the first NFL player to accomplish the feat since Dec. 31, 2017, when Pittsburgh's **JuJu Smith-Schuster** had a touchdown catch and a kickoff return for a score against Cleveland. Since 1948, Brown is the 27th NFL player to do so. He is the third NFL player since 1948 to have a kickoff return touchdown and a receiving touchdown of at least 69 yards, joining Washington's **Bobby Mitchell** (Sept. 16, 1962) and the Dallas Texans' **Abner Haynes** (Oct. 15, 1961).

### ILB WILL COMPTON

- Registered his first start of 2020 and was credited with three tackles.

### WR COREY DAVIS

- Totaled three receptions for 70 yards. All three of his catches resulted in first downs, giving him 34 first downs on 42 receptions in 2020.
- Converted a fourth-and-four with a 37-yard reception in the second quarter. The reception, which ended at the one-yard line, set up a Titans touchdown on the next play.

### K STEPHEN GOSTKOWSKI

- Connected on a 49-yard field goal in the third quarter and made all six of his extra point attempts.



## NOTES FROM LAST WEEK'S GAME

**RB DERRICK HENRY**

- Totaled 27 rushing attempts for 178 yards and three touchdowns. He hit the 100-yard mark on his 31-yard carry in the second quarter. He registered his 20th career 100-yard rushing game (including regular season and playoffs) and his seventh 100-yard rushing game of 2020. It was his third consecutive 100-yard game.
- Registered his third career game with at least three rushing touchdowns. He scored on a 12-yard run in the first quarter and runs of one yard and 11 yards in the second quarter. Previously, Henry had four rushing touchdowns against Jacksonville on Dec. 6, 2018 and three at Houston on Dec. 29, 2019. The performance at Indianapolis was his 12th career game with two or more rushing touchdowns.
- Increased his totals to 12 rushing touchdowns in 2020 and 50 career rushing touchdowns. He joined **Earl Campbell** (73), **Eddie George** (64) and **Chris Johnson** (50) as the only players in franchise history with 50 rushing touchdowns.
- On his second touchdown of the day, he passed **Charlie Hennigan** (51) for fourth place on the franchise's all-time touchdowns list. With 53 total career touchdowns (rushing and receiving), he trails only **Eddie George** (74), **Earl Campbell** (73) and **Chris Johnson** (58) on the franchise list.
- Went over the 5,000-yard career rushing mark on his 31-yard carry in the second quarter. He became the fourth player in franchise history to reach the plateau, joining **Eddie George** (10,009), **Earl Campbell** (8,574) and **Chris Johnson** (7,965).
- In the first half alone, he totaled 17 rushing attempts for 140 yards and three touchdowns. He surpassed his previous first-half career high of 129 rushing yards against Jacksonville on Dec. 6, 2018. Since 1991, no Titans/Oilers player has had more rushing yards in the first half than Henry did against the Colts. The previous high in that span was **Chris Johnson** with 139 at Buffalo on Oct. 21, 2012.
- Became the third player in franchise history to rush for 1,200 yards and 10 touchdowns in at least two consecutive seasons, joining **Earl Campbell** (1978–1981) and **Chris Johnson** (2009–2010).
- Recorded his 20th consecutive game in the regular season and playoffs with at least 18 rushing attempts. It is the second-longest streak of its kind in the NFL since 1948. The only player with more consecutive 18-carry games in the regular season and postseason was **Emmitt Smith**, whose streak was 23 games with the Dallas Cowboys from 1995 to 1996. In the 31 instances in the regular season and playoffs during Henry's career (2016–present) in which he has recorded 18 attempts, the Titans' record is 25-6.
- Extended his streak to eight consecutive regular season road games

with at least 100 rushing yards. Going back to 1960, Henry's streak is tied for the second-longest continuous stretch of its kind. Detroit's **Barry Sanders** had 10 road games in a row with 100-plus yards from 1996 to 1997, and Titans running back **Chris Johnson** produced an eight-game streak from 2009 to 2010. Los Angeles Raiders running back **Marcus Allen** (seven consecutive games from 1985 to 1986) is the only other player with a streak as long as seven 100-yard rushing games on the road.

- With 178 rushing yards and seven receiving yards (two receptions), his 185 scrimmage yards ranked fifth in his career.
- Became the fourth player in NFL history with three games with at least 175 rushing yards and three rushing touchdowns in their first five seasons, joining **Jim Brown** (five games), **LaDainian Tomlinson** (three) and **Adrian Peterson** (three).

**P BRETT KERN**

- Appeared in his 200th NFL regular season game and his 178th game with the Titans. In doing so, he passed **Craig Hentrich** (177 games with the Titans) for fourth place on the franchise's all-time games played list. He trails only **Bruce Matthews** (296), **Elvin Bethea** (210) and **Brad Hopkins** (194).
- Passed **Craig Hentrich** (861 punts) for the most punts in franchise history. Kern, who joined the organization in 2009, now has 863 punts in a Titans uniform and now holds every major career punting record for the franchise.
- Averaged 40.0 gross yards (40.0 net) with all four of his punts placed inside the 20.

**OLB HAROLD LANDRY III**

- Registered a nine-yard sack of **Philip Rivers** in the fourth quarter to give him his second consecutive game with a sack. He has a team-high 4.5 sacks in 2020 and 18 sacks in his three-year career.

**T DAVID QUESSENBERRY**

- Recorded his first career start (13th career game) since entering the NFL in 2013.

**DT JEFFERY SIMMONS**

- Sacked **Philip Rivers** for a six-yard loss in the third quarter. Simmons, who totaled four tackles and added a pass defended, registered his third sack of the season to surpass his rookie total of two sacks. He now has five career sacks.

**TE GEOFF SWAIM**

- Caught three passes for 30 yards, setting season highs. The last time he had three receptions was Sept. 29, 2019 at Denver as a member of the Jacksonville Jaguars

**QB RYAN TANNEHILL**

- Completed 13 of 22 passes for 221 yards and one touchdown. His passer rating of 108.3 gave him seven games in 2020 and 15 games in his 21 starts with the team (2019-20) with a passer rating of at least 100.0.
- Completed a 69-yard touchdown pass to **A.J. Brown** in the first quarter. It tied for the ninth-longest pass of his career (eighth-longest touchdown pass).
- His three touchdown passes of 69-plus yards since the beginning of the 2019 season are tied (**Kyler Murray**) for the NFL lead.
- Eclipsed his touchdown pass total from 2019 with his 23rd touchdown pass of the season. With five games remaining, his total ranks behind only his 2014 (27), 2013 (24) and 2015 (24) efforts.
- Rushed for a one-yard touchdown in the second quarter, recording his



## NOTES FROM LAST WEEK'S GAME



second touchdown run of the season and the 12th of his career.

- Registered his seventh career game (second in 2020) with at least one passing touchdown and at least one rushing touchdown.
- Converted a fourth-and-four and set up a touchdown on the next play with a 37-yard strike to **Corey Davis** in the second quarter.

### S KENNY VACCARO

- Credited with a team-best nine tackles.

## SELECT TITANS POSTGAME QUOTES

SUNDAY, NOV. 29, 2020

### HEAD COACH MIKE VRABEL

#### ***(on the importance of today's win)***

We were playing for first place. We were going on the road. We knew it was a tough place to play. We played them 17 days ago and we knew it was going to be a challenge to start fast and finish stronger. Give the Colts a lot of credit. They played extremely well in the second half of football games. It's a testament to them and their team. Just proud of the way that our guys finished, though.

#### ***(on if today's win can be attributed to a combination of execution and attitude)***

I think it's a combination of a lot of things. Playing complementary football, playing better, coaching better. When you can run the ball for what we did and hold them to what we did, that's the difference in the football game. That's how you define physicality, being able to cover kicks and also the way they run the football and stop the run.

#### ***(on the performance of the offensive line despite the recent adjustments made to it)***

We just block the guys that are in front of us. We can't control who's out there. David Quessenberry stepping in making his first start in six or seven years, pretty impressive with the journey that he's been on. Happy for a lot of guys. They work together as a unit and that's what I can say. They finish. You saw us pushing piles and try to get some extra yards, so they protected him on that fourth-and-four, Ryan (Tannehill) had time to progress and hit Corey Davis and he made a great catch down there before halftime.

#### ***(on the well-rounded performance)***

Yeah, this is an excellent special teams group. We know how good they are. I thought our guys were up to the challenge. We protected our punter, our kicker. I thought when they forced us to return the football on the kickoff return, I thought we took care of our – we protected our returner as well. To be able to get those points, get a stop, it just was – at the beginning, it was tough. It was a lot of offense. We finally came up with a three-and-out and was able to score, and again just proud of our defense and the way that they battled and settled down.

#### ***(on the decision to attempt a fourth-and-four after initially sending the punt team out)***

I felt like it was an opportunity to continue the drive. They didn't have any timeouts. I thought the way that our defense was playing, and also just the confidence that I have in our offense. I just wanted to make sure we were all on the same page. You mention Ryan (Tannehill) and Corey (Davis), he was able to progress through and we kept a clean pocket, and we complete a lot of passes when there is a clean pocket. Again, Corey continues to build confidence. He is playing well and I'm happy for him.

#### ***(on special teams cleaning up mistakes that were made in recent***

#### ***weeks)***

I think that's what you do as professionals. You respond, you take the coaching, you work on it, make sure everybody is on the same page. You emphasize it and you execute it. It's always good to get guys back. Brett (Kern) is an important part of our football team.

#### ***(on if he sees the team improving and getting better as it heads into December)***

We beat the Ravens and the Colts on the road, back-to-back weeks. I think that's a start in the right direction. We have to continue to build on that and come back home for a new opponent, a very good opponent with a lot of weapons, somebody we don't know quite as well maybe. We opened the season with them last year but that's – it's going to be a completely different team, a completely different coaching staff. So that will be critical for us to be able to prepare and to get healthy as quickly as possible.

#### ***(on appearing to try something else on the fourth-and-four play and the effectiveness of an effort that goes into plays that appear to be designed to draw the opponent offsides)***

Well, we had had a double reverse call with Brett (Kern), but I figured with him coming back from the IR and the risk that we probably shouldn't do it. So, Stretch (John Streicher) told me to call a timeout and just throw it to Corey (Davis).

#### ***(on if the defense had better coverage or better pressure today than it did in Week 10)***

Both. I'll tell you what he looked pretty comfortable early – just continuing to get those third-and-shorts and convert. We ended up being able to be better on second down. Being better on second down was creating some of those third-and-longer situations and allowed us to break on the football and our guys did a great job of that, made him move around a little bit in the pocket. He is a tough guy to sack, but I thought we did disrupt him. We got our hands up at times. We had a lot of PBU's from where I was standing. He threw us another one that we dropped before half, so just continue to build on what we did. Again, we coached better and played better. We definitely played better and when we win that's a testament to the players, and they went out and executed. We made good adjustments and we'll move on to the next opponent.

#### ***(on wide receivers A.J. Brown and Corey Davis performing well in recent weeks and the importance of making the offense as multi-dimensional as possible)***

Yeah, I think it's about those guys continuing to develop and understand coverages. Each week is a different opponent. How one guy is going to play them as opposed to somebody else. Taking the coaching and executing it on the field, developing a relationship with Ryan (Tannehill), and then just their ability to go out there and be big and play physical, take on contact and being able to break tackles at times. That is always important.

#### ***(on being able to commit to the run game after earning a large lead)***

Well, we had watched our second half. We had watched the Packers second half and that was 41-3 they had outscored their opponent. So, I



## SELECT TITANS POSTGAME QUOTES



think our guys were ready when we were sitting there at halftime saying it is the same message we talked to you about on Tuesday. It was the same message we had today. We have to continue to establish the line of scrimmage. They ran the ball eight straight times last week against Green Bay down 14. So, I think we were prepared to finish the game off and that is a credit to the players.

### QUARTERBACK RYAN TANNEHILL

#### *(on today's win and sitting in first place in the AFC South)*

It was a big win for us. We knew coming in it was going to be a tough game. We have a ton of respect for this team and the way they like to play. We knew we were going to have to play a four-quarter game, come out, start fast and be able to finish strong. So, being able to start the game the way we did was huge, and we did enough down the stretch to seal it off.

#### *(on starting fast and executing in the first half)*

It was good. That's the way we like to play. We played physical. Derrick (Henry) was running his tail off. The O-line was getting a ton of movement, creating lanes up front. (We got) some big plays from A.J. (Brown) and Corey (Davis) and some other guys in the pass game. It was really a complete first half for us. There were still some plays we'd like to have back and do a little better, but I'm happy with the way we came out and played the first half. (We) took advantage of some situational football there at the end of the half, which was huge, and then obviously did what we needed to do there in the second half.

#### *(on if wide receiver Corey Davis was the first read on the fourth-down completion to him and the mindset in the huddle pre-snap)*

We were excited to have the opportunity to go for it. I didn't know what they were going to do in that situation. We came off the field and then re-evaluated, and then they sent us back out there. So, I was excited to have the opportunity to get it there. I knew we could take advantage of that situation. They did a good job of covering Firk (Anthony Firkser) on the outside. I saw Corey (Davis) out of the corner of my eye and was able to kind of reset and get it to him. It was really a heck of a catch by Corey. I wasn't sure where that safety was at, so I didn't quite get enough on it. But Corey made a huge play there, not only catching it, but being able to get up and get us down inside the one or two-yard line there.

#### *(on getting good push from the offensive line and if he had a sense it would be a good day on the ground)*

It felt good. Any time the O-line is getting movement and getting Derrick (Henry) going, it's a good thing for the Titans. It's the way we like to play. I think we're at our best obviously, whenever Derrick is rolling. But if the O-line is consistently getting movement up front and Derrick's getting to the linebackers clean, that's when you're going to see big games out of Derrick and the run game. So, it felt good early on, and they just kind of kept it going the whole game.

#### *(on wide receiver A.J. Brown's 69-yard touchdown and if he makes a difficult task look easy)*

Yeah, he's making it look extremely easy. Obviously, it's a difficult thing to

do, but Coach (Mike) Vrabel says it all the time, 'Pros make the hard look easy,' and that's what A.J. (Brown) does. We had pressure there off the right side. I was hot, Nate (Davis) did a good job of slowing the rushers down just enough for me to be able to get that pass off. I got it to A.J. and he obviously did the rest. We know what kind of weapon A.J. is any time he has the ball in his hands and he showed it again today.

#### *(on two consecutive road wins and what it means to be in first place)*

We take it one week at a time. Obviously, that was a tough stretch there for us, but we just kept grinding away, kept trying to get better each and every practice, each and every day. We take advantage of the day and the opportunities that present themselves within every day of practice. Just keep building on every day, and then obviously we want to go out and play well on Sundays. So, we want to keep improving as the season gets into the last stretch here, keep improving each and every week, and obviously be playing at our best when we head into December. So, that's our mindset – go out and attack every week and find a way to come home with a win.

#### *(on the advantage of wide receivers Corey Davis and A.J. Brown playing well simultaneously)*

Well, it's huge. Obviously, both of those guys are extremely talented and have been huge for us all year, so being able to have two weapons like that is huge. They can't key in on one guy, try to take away one guy. They have to honor both sides of the field. So, I'm lucky and I call it a blessing to be able to share the field with those guys.

#### *(on building chemistry with Corey Davis and A.J. Brown)*

Yeah, it takes some time. I think last year we were still getting to know each other a little bit as I got in there. Confidence grew as the season went on. Obviously, being able to spend the offseason with training camp and everything working with those guys was huge, and I think our confidence has continued to grow throughout the season. They're both playing extremely well right now – playing fast, playing decisive and making plays on the football. I have a ton of confidence no matter what route they're running that they'll find a way to get open.

#### *(on if he had to advocate to stay on the field on the fourth-and-four play and how effective it is to appear to be trying to get the defense off-sides and then snap the ball late)*

I don't know. My mindset was take advantage of this snap and get this first down so we can go put this thing in the end zone. I'll have to go look at the tape to see if they were hesitant, but my mindset was make this play, continue this drive and ultimately finish with a touchdown. I wasn't campaigning on the sideline. I was honestly ticked off that we didn't convert on third down. I was pretty ticked about that, but Coach (Mike Vrabel) gave us another chance and we took advantage.

#### *(on the team persevering despite a number of injuries)*

I think it's our mindset. We have a ton of tough guys who put their bodies on the line each and every week. It's the way we like to play. We expect whoever is in there to go in and do their job. It's a next-man-up mentality. Obviously, you never want to see your buddies go down, your teammates go down, but if someone happens to go down, we have to have a next-man-up mentality and find a way to execute and move the football and score points. So that's been our mindset throughout this year, and we hope to continue that.

#### *(on the importance of running back Derrick Henry posting 100-yard games in each of the last eight road contests)*

Well, it's huge. Obviously, everyone kind of knows the way we like to play. We like to establish the run game wherever we're at – home or away, and Derrick (Henry) is consistent. He does his thing no matter where we're at. He's a football player and a really good one at that. It's important to us and we want to keep it rolling.

### RUNNING BACK DERRICK HENRY

#### *(on if the team more physical in the run game won today)*

I think we were just focused on what we could do as a team – being physical, finishing drives, getting off the field on third down for our defense, and protecting the kicker and returner on special teams, and just playing an overall great game in all three phases. I thought we did that today.



## SELECT TITANS POSTGAME QUOTES

### ***(on feeling pressure when both teams are neck-and-neck offensively and how the Titans offense responded today)***

I don't think there was any pressure. I think we all were just focused on putting together drives and getting points. That will always be our focus, and that's what we were going out there trying to do – just going out there, putting drives together and finishing in the end zone and give ourselves a chance to win.

### ***(on the offensive line's performance)***

They did a great job today opening up holes, driving the guy back in front of them, playing well collectively. I just had to go out there and do my job, and they made my job definitely a lot easier. I appreciate those guys and we just have to keep carrying this momentum forward to next week, enjoy this win and focus on being 1-0 each week.

## **SAFETY KENNY VACCARO**

### ***(on if today's win can be attributed to a combination of execution and attitude)***

We knew coming into the game it was going to be a physical game. That's a well-coached team we just played, a physical team. They're not front runners. Before our game, they were beating teams 41-3 after halftime in the two games prior combined, so we knew it was going to be a hard-fought game. Even when we got up in this game, we knew we had to finish strong, finish strong, finish strong. We preached it all week and we knew physicality – it would be physical the whole game. It was going to be the key factor. Nothing else really matters – scheme, players, coaches. Just be physical on both sides of the ball, and we'll get it done.

### ***(on adjustments that were made after the few first drives)***

It wasn't anything crazy. Honestly like I said, they're a well-coached football team. A lot of teams, the first couple of drives they're going off a script, a 15-play script that they scripted up usually all week, their bread-and-butter plays, scheme plays against the defense that they're playing, and the plays they can execute. Once we got kind of settled in – obviously, we don't want to give up those 14 points early, but once we got settled in we just started playing our brand of ball, being settled down, and we started getting some stops, getting off the field, and our offense did a great job of – obviously, they ran the ball so well – keeping us off the field.

### ***(on the adjustments made from Week 10 vs. Indianapolis to Week 12 at Indianapolis)***

Just challenging (the receivers), being up in their face, not giving the easy-access throws, taking away his first read – that way he has to get to his second and third read. Guys did a good job of assaulting the pocket where he can't step up and make the throws, and all the throws he made had to be off his back foot or off timing or off rhythm. I know they want to be on time with their offense, so those guys up front did a hell of a job getting pressure on him. The DBs, corners did a good job of challenging down in and down out, regardless of what the situation was.

## **WIDE RECEIVER A.J. BROWN**

### ***(on the dropped pass against Indianapolis in Week 10 and if his 69-yard touchdown today made up for that)***

Oh, I replayed it. It was in my mind for like two weeks, to be honest. It was definitely a rough week. I was just trying to just shade back, but I have learned, it's week-to-week, some highs and lows, you've got to appreciate the lows because it gives you more motivation, so yeah.

### ***(on how big it was for Head Coach Mike Vrabel to allow the offense to go for it on fourth-and-four)***

It just shows what type of confidence he has in us. He has an aggressive mindset. He tells us all the time that we need to be aggressive, so we were cool with the call.

### ***(on consecutive road wins against AFC opponents)***

It's always tough to win on the road. Obviously, that's a really good team over there. It definitely says a lot though, but we know that's not what we are trying to do. We still have a long road ahead. It's week-to-week, like I said. We're trying to be 1-0 every week, no matter if we're playing home or away.

## **LINEBACKER RASHAAN EVANS**

### ***(on saying last week that towards the end of a season a team gets better, gets worse or remains the same and where the Titans are in terms of that)***

Like you said, I think we get better. It's one of those things where we want to continue to elevate each and every week. Obviously, there are some things we can improve on, little things, but at the end of the day, I can't take away from what the team has done. Just so far off, you know, guys going out there and really hitting on all cylinders in all three phases, so really excited for this team.

### ***(on the adjustments made from Week 10 vs. Indianapolis to Week 12 at Indianapolis)***

I just think we didn't beat ourselves up. I think we made them earn everything that they were going to get, and I think that was the biggest thing. We wanted to start fast and finish strong. That was the message Coach (Mike) Vrabel said and I feel like we did that this game.

### ***(on if it's big to win two consecutive road games after losing three of four matchups)***

Absolutely. You know, it's just one of those things, you've got to play your best ball at the back end of the season. I feel like that was the biggest thing for us. The number one thing is for us to do the little things that we're doing, stay healthy, and just play on all three phases. Play really good football and I think we'll be all right.

## **OFFENSIVE LINEMAN DAVID QUESSENBERRY**

### ***(on starting his first career game and doing it for Head Coach Mike Vrabel who he is close with)***

You know, I'm grateful. I'm grateful for the type of man he is, for his belief in me, giving me the nod this week. He's a really, really special coach and I'm just proud to be able to play for him and play with these guys and it really does mean a lot to me. It's been a long time coming and finally got the opportunity, the nod and I want to make him proud and my teammates proud. I knew that I could do it if he gave me that opportunity and it felt good today.

### ***(on where today's start ranks against his touchdown catch last season)***

The touchdown was great, man. The touchdown really was, but give me a great team win any day of the week. Just a beautiful rushing attack led to a dominate win. I'll take that, take that every day of the week.

### ***(on how good it feels for his hard work and perseverance to pay off and help the team win)***

You know, when you're not a starter, you might be on practice squad, wherever you may be in this league – it's a crazy league. I just held onto the belief that given the opportunity, I could step in and execute my job, do my assignment, and, you know, help this team win and that opportunity came today. I am just proud to be able to go out there and do my job.





## EVP/GENERAL MANAGER JON ROBINSON

[Video: Titans GM Jon Robinson on Social Justice](#)

[Video: Titans All Access recaps the 2020 NFL Draft](#)

[Video: Jon Robinson from the 2020 NFL Scouting Combine](#)

[Video: Jaimie Robinson's Work with Diabetes Nonprofit JDRF](#)

[JDRF Event a Success, with Help of Titans GM Jon Robinson](#)



**Jon Robinson** was hired as Titans general manager on Jan. 14, 2016 after spending two years as director of player personnel for the Tampa Bay Buccaneers. Nearly one year later, on Jan. 5, 2017, he was promoted to executive vice president/general manager.

In his first four years on the job, the Titans finished with four consecutive 9-7 seasons. It marked the first time the organization produced at least four consecutive winning seasons since a seven-year run of winning records from 1987–1993. The Titans were one of four NFL teams to accomplish the feat from 2016–2019, joining New England, Seattle and Kansas City.

Robinson became only the second general manager in franchise history whose first four teams finished above the .500 mark, joining **Mike Holovak** (1989-92).

Robinson's work helped the team go from three wins in the season prior to his arrival (2015) to a divisional round playoff finish following the 2017 campaign. He became the fifth general manager in franchise history to have the team in the playoffs within his first two full seasons.

Then, in 2019, the team he constructed advanced to the AFC Championship game. It was the organization's first appearance in the conference title game in 17 seasons (2002).

When the Titans took the field for the 2019 postseason, only seven players remained on the 53-man roster from prior to Robinson's arrival—a turnover rate of 87 percent. That included 23 free agents, 18 draft picks, four players acquired via trade and one waiver pickup. An additional six players he acquired (four free agents, one draft pick and one waiver claim) ended 2019 on injured reserve.

The 2020 NFL Draft was Robinson's fifth draft as general manager. In those five drafts, he selected 35 total players, and 21 of those players remained with the club at the beginning of training camp in 2020. During that same time period (as of July 28, 2020), he engineered 20 trades and made 11 waiver claims.

**2020:** Prior to the 2020 free agent signing period, the Titans reached an agreement on a multi-year contract to keep quarterback **Ryan Tannehill** in Tennessee. The Titans also re-signed tackle **Dennis Kelly**, among others.

After initially placing the franchise tag on running back **Derrick Henry**, the Titans and Henry were able to come to an agreement on a multi-year contract extension in July 2020.

Robinson patiently waited to add two more significant free agents just prior to the beginning of the 2020 regular season, picking up kicker

**Stephen Gostkowski** and outside linebacker **Jadeveon Clowney** during the first week of September. Gostkowski earned four Pro Bowl berths and three Super Bowl rings during 14 seasons with the Patriots, becoming the team's all-time leading scorer (1,775 points). Through 2019, he was the NFL's fifth-most accurate kicker in history (374 of 428). Clowney, a three-time Pro Bowl selection, joined **Aaron Donald** and **Chandler Jones** as the only NFL players with at least 60 tackles for loss, eight forced fumbles and 150 quarterback pressures from 2016 through 2019.

In the 2020 NFL Draft, the Titans had six total picks. The first of those was Georgia tackle **Isaiah Wilson** (first round, 29th overall), followed by Louisiana State cornerback **Kristian Fulton** (second round, 61st overall) and Appalachian State running back **Darrynton Evans** (third round, 93rd overall) in the first three rounds.

**2019:** Near the beginning of the 2019 free agent signing period, Robinson worked quickly to add several veterans from other teams who played key roles in 2019: Buccaneers wide receiver **Adam Humphries**, Rams guard **Rodger Saffold** and Tannehill in a trade with the Dolphins. Robinson also worked to re-sign starting safety **Kenny Vaccaro** and punter **Brett Kern**.

Then, in the 2019 NFL Draft, Robinson directed the selection of six total players, including Mississippi State defensive lineman **Jeffery Simmons** in the first round (19th overall), Ole Miss wide receiver **A.J. Brown** in the second round (51st overall) and Charlotte offensive lineman **Nate Davis** in the third round (82nd overall).

Tannehill, who proved to be one of the NFL's top acquisitions of 2019, started every game after Week 6, leading the team into the playoffs. He led the NFL and set franchise records with a 117.5 passer rating and a 9.6-yard passing average. In addition to being named to his first Pro Bowl, he earned Associated Press Comeback Player of the Year honors.

As a rookie, Brown led the Titans in every major receiving category. Among all rookies in 2019, he ranked first in receiving yards (1,051), tied for the rookie lead in touchdown receptions (eight) and placed fifth in receptions (52). Among all NFL players in 2019—rookies and veterans—Brown finished second in receiving average (20.2), behind only the Los Angeles Chargers' **Mike Williams** (20.4).

**2018:** The Titans' 2018 free agent class included Pro Bowl cornerback **Malcolm Butler**. In his first two seasons in Tennessee, Butler played in 25 games (20 starts) and totaled five interceptions. In early August, the Titans signed Vaccaro, who went on to start 13 games his first season in Tennessee and all 16 games in 2019.

Robinson's 2018 draft class was comprised of four players after he used multiple trades to go up and get his targets. It included first-round linebacker **Rashaan Evans** from Alabama (22nd overall pick) and second-round outside linebacker **Harold Landry III** from Boston College (41st overall). Evans started all 16 games in 2019 and led the team with 139 tackles. Landry appeared in 31 games (19 starts) in his first two seasons, and his 13.5 sacks from 2018–2019 (nine in 2019) ranked first on the team.

**2017:** During the 2017 offseason, Robinson used free agency to address needs on defense and special teams. Most notably, he spearheaded deals for cornerback **Logan Ryan** (New England) and special teams contributor and 2017 Pro Bowler **Brynden Trawick** (Oakland).

In the 2017 NFL Draft, Robinson spent first-round picks on wide receiver **Corey Davis** (fifth overall) and cornerback **Adoree' Jackson** (18th overall). It marked the first time the franchise had a pair of first-round draft selections since 1987. The Titans' 2017 draft haul also featured tight end **Jonn Smith** in the third round and linebacker **Jayon Brown** in the fifth round.

The 2017 Titans advanced to the playoffs for the first time since 2008. Robinson became the fifth general manager in franchise history to have the team in the postseason within his first two full seasons.

**2016:** In his first year as an NFL general manager, Robinson's leadership and decision-making helped the Titans triple their win total from the previous season, finishing 9-7 in 2016 after a 3-13 finish in 2015. The six-win improvement tied for the most in franchise history (1967 and 1974) and doubled the previous club benchmark for the most wins in the first year under a new general manager (three by **Bum Phillips** in 1975).

Within the first four months at his post, Robinson pulled the trigger on several key personnel decisions. On March 9, 2016, he made his first major acquisition, swapping fourth-round draft picks with the Philadelphia Eagles in exchange for running back **DeMarco Murray**. The trade provided major dividends in 2016, as Murray led the AFC and ranked third in the NFL with



The Titans used their first-round pick in 2018 on Rashaan Evans.



## TITANS FOOTBALL ADMINISTRATION/ PLAYER PERSONNEL STAFF

- Jon Robinson . . . . Executive Vice President/General Manager
- Vin Marino . . . . . Vice President of Football Administration
- Ryan Cowden . . . . Vice President of Player Personnel
- Monti Ossenfort . . Director of Player Personnel
- Brian Gardner . . . Director of Pro Scouting
- Jon Salge . . . . . Director of College Scouting
- Kevin Turks . . . . . Assistant Director of Pro Scouting
- Jay Thomas . . . . . Personnel Analyst
- Mike Boni . . . . . National Scout
- Dale Thompson . . . National Scout
- Brandon Taylor . . . Pro Scout
- Casey Callahan . . . College Scout
- Patrick Callaway . . College Scout
- T.J. Earley . . . . . College Scout
- Tom Roth . . . . . College Scout
- Wes Slay . . . . . College Scout
- Rob Riederer . . . . Scouting Coordinator
- Patrick Woo . . . . . Scouting Coordinator
- Matt Miller . . . . . Scouting Assistant
- Blaise Taylor . . . . Scouting Assistant
- Max Curtis . . . . . Executive Assistant to EVP & General Manager/  
Football Administration Coordinator

1,287 rushing yards.

Around the same time, Robinson began to work the free agent market. Center **Ben Jones** and wide receiver **Rishard Matthews** highlighted the haul, and both were instrumental in helping to transform the Titans offense into the 11th-ranked unit in the NFL.

On April 14, 2016, two weeks before the NFL Draft, Robinson and the Titans dealt the first overall pick to the Los Angeles Rams in one of the biggest trades in recent NFL history. The Titans gave up the No. 1 pick and a fourth-rounder in order to receive the 15th overall pick, two second-rounders and a third-rounder in 2016, plus the Rams' first- and third-round picks in 2017. From 1990–2015, there were seven trades involving the No. 1 overall pick, but this was the first since 2004, when the San Diego Chargers selected **Eli Manning** with the first pick and dealt his rights to the New York Giants.

The Titans had their hands at one point or another on 17 selections in the 2016 draft due to five different trades (including one trade in 2015), and in the end, they ended up with a class of 10 players, including four of the top 45 picks. Robinson swung a draft-day trade with the Cleveland Browns to move back up to the eighth slot to choose Michigan State tackle **Jack Conklin**.

All 10 members of Robinson's first draft class played in at least one game in 2016. They accumulated a total of 110 games played and 38 starts, including 16 starts at right tackle by Conklin. The eighth-overall pick capped his successful rookie campaign by being named first-team All-Pro by Associated Press.

Henry, a second-rounder in 2016, led the Titans in rushing every season from 2017 through 2019. In 2019, he won the NFL's rushing crown with 1,540 yards and tied for the NFL lead with 16 rushing touchdowns.

Third-round safety **Kevin Byard** earned first-team All-Pro honors in his second campaign. He led the NFL from 2017–2019 with 17 total interceptions also was named to the Pro Bowl in 2017.

**PRIOR HISTORY:** Robinson arrived in Tennessee with a wide range of experience from working his way up on the personnel side of the NFL. From 2014–2015, he served as director of player personnel for the Buccaneers and oversaw both college and pro departments as the team rebuilt its roster. The 2015 Buccaneers draft class made a significant impact, including four

rookie starters: quarterback **James Winston**, tackle **Donovan Smith**, guard **Ali Marpet** and linebacker **Kwon Alexander**.

Prior to joining Tampa Bay, Robinson spent 12 years with the New England Patriots, including his last five years (2009-13) as the director of college scouting. In the five years heading up their college scouting, the Patriots added a number of key components to their roster that won the Super Bowl in 2014, including wide receiver **Julian Edelman**, defensive back **Devin McCourty**, tight end **Rob Gronkowski**, tackle **Nate Solder** and defensive end **Chandler Jones**. He joined the Patriots as an area scout in 2002, a role he served for four seasons. Robinson then spent two years (2006-07) as a regional scout, before being promoted to assistant director of college scouting in 2008 and then director of college scouting in 2009. In his time scouting for the Patriots the team won 10 division titles, four conference titles and two Super Bowls (2003, 2004).

Robinson played three years at Southeast Missouri State as a defensive lineman after starting his college career at the Air Force Academy. Following his college career as a player, he spent one season (1998) coaching at his alma mater and three years (1999-2001) coaching at Nicholls State.

A native of Union City, Tenn., Robinson and his wife, Jaimie, have two daughters, Taylor and Bailey.

**JON ROBINSON'S BACKGROUND:**

- 2017-20:** Tennessee Titans - Executive Vice President/General Manager
- 2016:** Tennessee Titans - General Manager
- 2014-15:** Tampa Bay Buccaneers - Director of Player Personnel
- 2009-13:** New England Patriots - Director of College Scouting
- 2008:** New England Patriots - Assistant Director of College Scouting
- 2006-07:** New England Patriots - Regional Scout
- 2002-05:** New England Patriots - Area Scout
- 1999-01:** Nicholls State - Assistant Coach
- 1998:** Southeast Missouri State - Assistant Coach

## FOUR WINNING SEASONS

**Jon Robinson** constructed a roster that produced four consecutive winning seasons in Robinson's first four years on the job. The club went 9-7 in 2016, 2017, 2018 and 2019 with postseason berths following the 2017 and 2019 campaigns.

Robinson became only the second general manager in franchise history whose first four teams finished above the .500 mark, joining **Mike Holovak** (1989-92).

**Most winning seasons in a general manager's first four seasons, franchise history:**

New GM	1st 4 Seasons (or fewer)	Seasons Over .500	4-Year Total			Pct
			W	L	T	
Mike Holovak	1989-92	4	39	25	0	.609
<b>Jon Robinson</b>	<b>2016-19</b>	<b>4</b>	<b>36</b>	<b>28</b>	<b>0</b>	<b>.563</b>
Bum Phillips	1975-78	3	33	25	0	.569
Don Suman	1961-62 (2)	2	21	6	1	.768
Mike Reinfeldt	2007-10	2	37	27	0	.578
Don Klosterman	1966-69	1	25	28	3	.473
Frank "Pop" Ivy	1963 (1)	0	6	8	0	.429
Floyd Reese	1994-97	0	25	39	0	.390
Sid Gillman	1973-74 (2)	0	8	20	0	.286
Carroll Martin	1964-65 (2)	0	8	20	0	.286
Ruston Webster	2012-15	0	18	46	0	.281
Ladd Herzeg	1981-84	0	13	44	0	.228
John Breen	1971-72 (2)	0	5	22	1	.196



## ROBINSON TO THE PLAYOFFS IN YEAR 2

In January 2016, Titans controlling owner **Amy Adams Strunk** hired general manager **Jon Robinson**, who helped turn the Titans into a playoff team by his second season.

Robinson became the fifth general manager in franchise history to have the team in the playoffs within his first two full seasons.

**Titans/Oilers general managers in the playoffs within their first two full seasons:**

Head Coach	First Full Season as General Manager	Postseason Berths in First Two Seasons
<b>Jon Robinson</b>	<b>2016</b>	<b>2017 (Year 2)</b>
Mike Reinfeldt	2007	2007, 2008 (Years 1 & 2)
Mike Holovak	1989	1989, 1990 (Years 1 & 2)
Don Klosterman	1966	1967 (Year 2)
Don Suman	1961	1961, 1962 (Years 1 & 2)

## FREE AGENCY UNDER ROBINSON

### 2020

Free Agents Signed	Former Team
OLB Vic Beasley Jr.	Atlanta
DB Ibraheem Campbell	Green Bay
DL Jack Crawford	Atlanta
LB Nick Dzubnar	L.A. Chargers
CB Johnathan Joseph	Houston
RB Seniorise Perry	Buffalo
T Ty Sambrailo	Atlanta

Free Agents Lost	New Team
T Jack Conklin	Cleveland
WR Darius Jennings	L.A. Chargers
DL Austin Johnson	N.Y. Giants
QB Marcus Mariota	Las Vegas
WR Tajaé Sharpe	Minnesota
CB LeShaun Sims	Cincinnati

### 2019

Free Agents Signed	Former Team
WR Adam Humphries	Tampa Bay
G Rodger Saffold	L.A. Rams
DL Brent Urban	Baltimore
OLB Cameron Wake	Miami

Free Agents Lost	New Team
TE Luke Stocker	Atlanta
G Quinton Spain	Buffalo

### 2018

Free Agents Signed	Former Team
CB Malcolm Butler	New England
WR Michael Campanaro	Baltimore
LB Will Compton	Washington
QB Blaine Gabbert	Arizona
RB Dion Lewis	New England
S Kendrick Lewis	Baltimore
DL Bennie Logan	Kansas City
G Kevin Pamphile	Tampa Bay
OL Xavier Su'a-Filo	Houston
S Kenny Vaccaro	New Orleans
WR Nick Williams	Atlanta



Malcolm Butler was signed as an unrestricted free agent in 2018.

Free Agents Lost	New Team
DB Curtis Riley	N.Y. Giants
QB Brandon Weeden	Houston
LB Avery Williamson	N.Y. Jets
G/C Brian Schwenke	New England
WR Eric Decker	New England

### 2017

Free Agents Signed	Former Team
LB Daren Bates	Oakland
S Johnathan Cyprien	Jacksonville
WR Eric Decker	N.Y. Jets
CB Demontre Hurst	Chicago
OL Tim Lelito	New Orleans
CB Logan Ryan	New England
S Brynden Trawick	Oakland
OLB Erik Walden	Indianapolis
KR/WR Eric Weems	Atlanta
NT Sylvester Williams	Denver

Free Agents Lost	New Team
T/G Byron Bell	Dallas
CB Valentino Blake	N.Y. Giants
TE Anthony Fasano	Miami
C/G Brian Schwenke	Indianapolis (later re-signed in Tennessee)
LB Sean Spence	Indianapolis
G Chance Warmack	Philadelphia
WR Kendall Wright	Chicago

### 2016

Free Agents Signed	Former Team
CB Brice McCain	Miami
C Ben Jones	Houston
QB Matt Cassel	Dallas
WR Rishard Matthews	Miami
LB Sean Spence	Pittsburgh
CB Valentino Blake	Pittsburgh
S Rashad Johnson	Arizona

Free Agents Lost	New Team
LB Zach Brown	Buffalo
LB Steven Johnson	Pittsburgh
OL Joe Looney	Dallas
CB Coty Sensabaugh	Los Angeles



## JON ROBINSON'S DRAFT CLASSES

**Bold = currently on the Titans roster, practice squad or reserve lists**

2020				
Rd.	Pick	Player	Pos.	College
1	<b>29</b>	<b>Isaiah Wilson</b>	<b>T</b>	<b>Georgia</b>
2	<b>61</b>	<b>Kristian Fulton</b>	<b>CB</b>	<b>Louisiana State</b>
3	<b>93</b>	<b>Darrynton Evans</b>	<b>RB</b>	<b>Appalachian State</b>
5	<b>174</b>	<b>Larrell Murchison</b>	<b>DL</b>	<b>North Carolina State</b>
7	224	Cole McDonald	QB	Hawaii
7	<b>243</b>	<b>Chris Jackson</b>	<b>DB</b>	<b>Marshall</b>

2019				
Rd.	Pick	Player	Pos.	College
1	<b>19</b>	<b>Jeffery Simmons</b>	<b>DT</b>	<b>Mississippi State</b>
2	<b>51</b>	<b>A.J. Brown</b>	<b>WR</b>	<b>Mississippi</b>
3	<b>82</b>	<b>Nate Davis</b>	<b>OL</b>	<b>Charlotte</b>
4	<b>116</b>	<b>Amani Hooker</b>	<b>DB</b>	<b>Iowa</b>
5	168	D'Andre Walker	OLB	Georgia
6	<b>188</b>	<b>David Long Jr.</b>	<b>LB</b>	<b>West Virginia</b>

2018				
Rd.	Pick	Player	Pos.	College
1	<b>22</b>	<b>Rashaan Evans</b>	<b>LB</b>	<b>Alabama</b>
2	<b>41</b>	<b>Harold Landry III</b>	<b>OLB</b>	<b>Boston College</b>
5	<b>152</b>	<b>Dane Cruikshank</b>	<b>DB</b>	<b>Arizona</b>
6	199	Luke Falk	QB	Washington State

2017				
Rd.	Pick	Player	Pos.	College
1	<b>5</b>	<b>Corey Davis</b>	<b>WR</b>	<b>Western Michigan</b>
1	<b>18</b>	<b>Adoree' Jackson</b>	<b>CB</b>	<b>Southern California</b>
3	72	Taywan Taylor	WR	Western Kentucky
3	<b>100</b>	<b>Jonnu Smith</b>	<b>TE</b>	<b>Florida International</b>
5	<b>155</b>	<b>Jayon Brown</b>	<b>LB</b>	<b>UCLA</b>
6	217	Corey Levin	OL	Chattanooga
7	227	Josh Carraway	OLB	Texas Christian
7	236	Brad Seaton	T	Villanova
7	241	Khalfani Muhammad	RB	California

2016				
Rd.	Pick	Player	Pos.	College
1	8	Jack Conklin	T	Michigan State
2	33	Kevin Dodd	OLB	Clemson
2	43	Austin Johnson	DL	Penn State
2	<b>45</b>	<b>Derrick Henry</b>	<b>RB</b>	<b>Alabama</b>
3	<b>64</b>	<b>Kevin Byard</b>	<b>S</b>	<b>Middle Tennessee St.</b>
5	140	Tajaé Sharpe	WR	Massachusetts
5	157	LeShaun Sims	CB	Southern Utah
6	193	Sebastian Tretola	G	Arkansas
7	222	Aaron Wallace	OLB	UCLA
7	253	Kalan Reed	CB	Southern Mississippi

## 2020 TITANS DRAFT CLASS

**OL ISAIAH WILSON** | 6-6, 350, Georgia  
1st round, 29th overall

**College:** Following a redshirt season, Wilson started 24 total games for the Bulldogs from 2018 to 2019. All of his starts came at right tackle. As a sophomore (2019), Wilson was named second-team Associated Press All-SEC and was the co-winner of the Offensive "Up Front" Award. Wilson was named to the Football Writers Association of America Freshman All-America team and the 2018 Coaches Freshman All-SEC Team his redshirt freshman year (2018).



**CB KRISTIAN FULTON** | 5-11, 197, Louisiana State  
2nd round, 61st overall

**College:** In a three-year career at LSU (2016-19), Fulton appeared in 28 games and made 25 starts. He finished his career with 65 tackles, 25 passes defended, two interceptions, and one forced fumble. As a senior in 2019, Fulton started all 15 games and posted 38 tackles, one tackle for loss, 15 passes defended and one interception. He also earned second-team All-SEC recognition by the Associated Press. During his junior season (2018), Fulton started 10 games and tallied 25 tackles, one tackle for loss, 10 passes defended, one interception and one forced fumble.

**RB DARRYNTON EVANS** | 5-10, 203, Appalachian State  
3rd round, 93rd overall

**College:** In three on-field seasons at Appalachian State (2016, 2018-19), Evans appeared in 39 games and made 22 starts. He was a two-time All-Sun Belt first-team selection and was the Sun Belt's Offensive Player of the Year in 2019. Evans was a two-time Sun Belt Championship Game MVP and MVP of the 2019 New Orleans Bowl. He finished his career with 2,884 rushing yards (ninth all-time at Appalachian State) despite being the primary running back for just 23 career games. Evans set school records for most career rushes without a fumble (482) and single-season rushes without a fumble (255 in 2019). Evans had 4,642 all-purpose yards, including 1,439 yards on kickoff returns and 319 yards as a receiver, plus 14 passing yards. Evans scored 34 total touchdowns with 25 rushing, six receiving and a program-record three as a kick returner. Evans totaled 11 runs of at least 50 yards in his final two seasons.

**DL LARRELL MURCHISON** | 6-2, 297, North Carolina State  
5th round, 174th overall

**College:** During a two-year stint as a defensive tackle at North Carolina State, Murchison started all 25 contests. As a senior in 2019, Murchison started all 12 games at defensive tackle and registered 51 tackles. He led the Wolfpack with 12 tackles for loss and seven sacks. Murchison was named a second-team All-ACC choice by the league and an honorable mention All-ACC by Pro Football Focus. Murchison ranked sixth in the ACC in sacks with 0.58 per game. In 2018 as a redshirt junior, Murchison ranked second on the team with four sacks, earned the team's Cary Brewbaker Award for Defensive Lineman of the Year. He finished his Wolfpack career with 85 tackles, 11 sacks, 20 tackles for loss, five quarterback hits, an interception, three passes defended and three fumble recoveries. He started his collegiate career at Louisiana State and was named a NJCAA junior-college honorable mention All-American.

**QB COLE MCDONALD** | 6-3, 215, Hawaii  
7th round, 224th overall

**Currently not on the roster**

**College:** After redshirting in 2016, McDonald was a reserve in 2017 before taking control as the starter in 2018. In 33 career games, including 24 starts, he completed 616 of 1,004 passes for 8,032 yards, 70 touchdowns and 24 interceptions. He added 880 yards and 12 touchdowns on 251 career rushing attempts. He finished in Hawaii's top five in nearly a dozen career statistical categories, including finishing fourth in all-time passing yards, attempts, completions, touchdowns and total offense (8,912).

**DB CHRIS JACKSON** | 5-10, 193, Marshall  
7th round, 243th overall

**College:** During a four-year career at Marshall, started 48 games and posted 189 tackles, 6.5 tackles for loss, two sacks, seven interceptions with one returned for a touchdown, 45 passes defended and two fumble recoveries with one returned for a score on kickoff coverage for the Thundering Herd. Jackson's 45 passes defended rank first in Marshall history and his 48 career starts rank 14th in program history. He earned all-conference recognition in all four of his collegiate seasons.



## TRADES BY JON ROBINSON

2020 TRADES

Trade Date/Teams	Compensation	Overall	Player Selected	Note
<b>1. March 19, 2020</b>				
Tennessee Receives:	Draft Choice:	Round 7, 2020	#237 CB Thakarius Keyes	Pick originally from New England
Denver Receives:	Player:	DT Jurrell Casey		
<b>2. April 25, 2020 (Draft Day Trade)</b>				
Tennessee Receives:	Draft Choice:	Round 6, 2021		
Kansas City Receives:	Draft Choice:	Round 7, 2020	#237 CB Thakarius Keyes	Pick originally from New England through Denver
<b>3. Oct. 14, 2020</b>				
Tennessee Receives:	Draft Choice:	Round 6, 2021		
Jacksonville Receives:	Draft Choice:	Round 7, 2021		
	Player:	OLB Kamalei Correa		
<b>4. Nov. 2, 2020</b>				
Tennessee Receives:	Player:	CB Desmond King II		
L.A. Chargers Receive:	Draft Choice:	Round 6, 2021		Pick originally from Jacksonville

2019 TRADES

Trade Date/Teams	Compensation	Overall	Player Selected	Note
<b>1. March 15, 2019</b>				
Tennessee Receives:	Player:	QB Ryan Tannehill		
	Draft Choice:	Round 6, 2019	#188 LB David Long	
Miami Receives:	Draft Choice:	Round 7, 2019	#233 RB Chandler Cox	
	Draft Choice:	Round 4, 2020	#135 G Kevin Dotson	Pick traded to Pittsburgh
<b>2. April 27, 2019 (Draft Day Trade)</b>				
Tennessee Receives:	Draft Choice:	Round 4, 2019	#116 DB Amani Hooker	Pick originally from Miami through New Orleans
	Draft Choice:	Round 5, 2019	#168 OLB D'Andre Walker	Pick originally from New Orleans
N.Y. Jets Receive:	Draft Choice:	Round 4, 2019	#121 TE Trevon Wesco	
	Draft Choice:	Round 5, 2019	#157 LB Blake Cashman	
<b>3. August 29, 2019</b>				
Tennessee Receives:	Player:	OLB Reggie Gilbert		
Green Bay Receives:	Draft Choice:	Round 6, 2020	#208 C Jake Hanson	
<b>4. August 31, 2019</b>				
Tennessee Receives:	Draft Choice:	Round 7, 2020	#224 QB Cole McDonald	
Cleveland Receives:	Player:	WR Taywan Taylor		

2018 TRADES

Trade Date/Teams	Compensation	Overall	Player Selected	Note
<b>1. April 26, 2018 (Draft Day Trade)</b>				
Tennessee Receives:	Draft Choice:	Round 1, 2018	#22 LB Rashaan Evans	Pick originally from Kansas City through Buffalo
	Draft Choice:	Round 6, 2018	#215 C Bradley Bozeman	Pick traded back to Baltimore
Baltimore Receives:	Draft Choice:	Round 1, 2018	#25 TE Hayden Hurst	
	Draft Choice:	Round 4, 2018	#125 DB Avonte Maddox	Pick traded to Philadelphia
<b>2. April 27, 2018 (Draft Day Trade)</b>				
Tennessee Receives:	Draft Choice:	Round 2, 2018	#41 OLB Harold Landry III	
Oakland Receives:	Draft Choice:	Round 2, 2018	#57 DT P.J. Hall	
	Draft Choice:	Round 3, 2018	#89 T Joseph Noteboom	Pick traded to L.A. Rams
<b>3. April 28, 2018 (Draft Day Trade)</b>				
Tennessee Receives:	Draft Choice:	Round 5, 2018	#152 DB Dane Cruikshank	
Baltimore Receives:	Draft Choice:	Round 5, 2018	#162 WR Jordan Lasley	
	Draft Choice:	Round 6, 2018	#215 C Bradley Bozeman	Pick originally from Baltimore
<b>4. August 28, 2018</b>				
Tennessee Receives:	Player:		LB Kamalei Correa	
Baltimore Receives:	Draft Choice:	Round 6, 2019	DB Marcus Epps	Pick traded to Minnesota



## TRADES BY JON ROBINSON

### 2017 TRADES

Trade Date/Teams	Compensation	Overall	Player Selected	Note
<b>1. April 28, 2017 (Draft Day Trade)</b>				
Tennessee Receives:	Draft Choice: Round 3, 2017	#72	WR Taywan Taylor	Pick originally from Carolina
	Draft Choice: Round 6, 2017	#200	T Adam Bisnowaty	Pick traded to N.Y. Giants; originally from Indianapolis
New England Receives:	Draft Choice: Round 3, 2017	#83	DE Derek Rivers	
	Draft Choice: Round 4, 2017	#124	LB Jalen Reeves-Maybin	Pick traded to Detroit
<b>2. April 29, 2017 (Draft Day Trade)</b>				
Tennessee Receives:	Draft Choice: Round 5, 2017	#155	LB Jayon Brown	
Philadelphia Receives:	Draft Choice: Round 5, 2017	#164	G Isaac Asiata	Pick traded to Miami
	Draft Choice: Round 6, 2017	#214	DT Elijah Qualls	Pick originally from Atlanta
<b>3. April 29, 2017 (Draft Day Trade)</b>				
Tennessee Receives:	Draft Choice: Round 6, 2017	#207	DB Brandon Wilson	Pick traded to Cincinnati
	Draft Choice: Round 7, 2017	#241	RB Khalfani Muhammad	
N.Y. Giants Receive:	Draft Choice: Round 6, 2017	#200	T Adam Bisnowaty	Pick originally from Indianapolis through New England
<b>4. April 29, 2017 (Draft Day Trade)</b>				
Tennessee Receives:	Draft Choice: Round 6, 2017	#217	OL Corey Levin	Compensatory pick
	Draft Choice: Round 7, 2017	#227	OLB Josh Carraway	
Cincinnati Receives:	Draft Choice: Round 6, 2017	#207	DB Brandon Wilson	Pick originally from N.Y. Giants
<b>5. Sept. 1, 2017</b>				
Tennessee Receives:	Player: DE David King			
Kansas City Receives:	Draft Choice: Round 7, 2018	#243	DB Keion Crossen	Conditional draft choice; traded to New England

### 2016 TRADES

Trade Date/Teams	Compensation	Overall	Player Selected	Note
<b>1. March 9, 2016</b>				
Tennessee Receives:	Player: RB DeMarco Murray			
	Draft Choice: Round 4, 2016	#113	LB Nick Kwiatkoski	Pick traded from Tennessee to Los Angeles to Chicago
Philadelphia Receives:	Draft Choice: Round 4, 2016	#100	QB Connor Cook	Pick traded from Philadelphia to Cleveland to Oakland
<b>2. April 14, 2016</b>				
Tennessee Receives:	Draft Choice: Round 1, 2016	#15	WR Corey Coleman	Pick traded from Tennessee to Cleveland
	Draft Choice: Round 2, 2016	#43	DL Austin Johnson	Pick originally from Philadelphia
	Draft Choice: Round 2, 2016	#45	RB Derrick Henry	
	Draft Choice: Round 3, 2016	#76	T Shon Coleman	Pick traded from Tennessee to Cleveland
	Draft Choice: Round 1, 2017	#5	WR Corey Davis	
	Draft Choice: Round 3, 2017	#100	TE Jonnu Smith	Compensatory pick
Los Angeles Receives:	Draft Choice: Round 1, 2016	#1	QB Jared Goff	
	Draft Choice: Round 4, 2016	#113	LB Nick Kwiatkoski	Pick originally from Philadelphia; traded from Los Angeles to Chicago
	Draft Choice: Round 6, 2016	#177	TE Temarrick Hemingway	
<b>3. April 28, 2016 (Draft Day Trade)</b>				
Tennessee Receives:	Draft Choice: Round 1, 2016	#8	T Jack Conklin	Pick originally from Miami through Philadelphia
	Draft Choice: Round 6, 2016	#176	RB Andy Janovich	Pick traded from Tennessee to Denver
Cleveland Receives:	Draft Choice: Round 1, 2016	#15	WR Corey Coleman	Pick originally from Los Angeles
	Draft Choice: Round 3, 2016	#76	T Shon Coleman	Pick originally from Los Angeles
	Draft Choice: Round 2, 2017	#52	QB DeShone Kizer	
<b>4. April 30, 2016 (Draft Day Trade)</b>				
Tennessee Receives:	Draft Choice: Round 5, 2016	#157	CB LeShaun Sims	Pick originally from N.Y. Jets
	Draft Choice: Round 7, 2016	#253	CB Kalan Reed	
Denver Receives:	Draft Choice: Round 6, 2016	#176	RB Andy Janovich	Pick originally from Cleveland
	Draft Choice: Round 6, 2017	#203	RB De'Angelo Henderson	
<b>5. Aug. 16, 2016</b>				
Tennessee Receives:	Player: G/T Dennis Kelly			
Philadelphia Receives:	Player: WR Dorial Green-Beckham			



# HEAD COACH MIKE VRABEL

[Click For Complete Online Bio](#)

[Video: Mike Vrabel Recaps Offseason Program, Looks Ahead to 2020 Season](#)

[Video: Watch "The Mike Vrabel Show"](#)

[Video: Watch Mike Vrabel's latest press conference](#)

[Video: Introducing Mike Vrabel's Second and Seven Foundation](#)

[Video: Igniting the Fire - Who is Mike Vrabel?](#)



**Mike Vrabel** enters his third season as head coach in 2020. He was named to the position on Jan. 20, 2018, becoming the 19th head coach in franchise history.

In Vrabel's first two years, he directed the Titans to a 20-15 record, including a 2-1 mark in the 2019 playoffs. His 20 wins made up the second-highest total in franchise history for a head coach's first two seasons, behind only **Jack Pardee's** 21 wins from 1990–1991.

Vrabel became the first head coach in the organization's history to win multiple playoff games within his first two seasons. The Titans won a pair of road games—at New England in the wild card round and at Baltimore in the divisional round—to advance to the 2019 AFC championship game, falling at Kansas City to the eventual Super Bowl champion Chiefs.

The Titans began the 2019 campaign with two wins in their first six games but rallied to win seven of their final 10 games in the regular season. From the time the NFL went to its current playoff format in 1990 through 2019, 345 teams went 2-4 or worse in their first six games of a season. From that group, the Titans became only the third team to advance to a conference championship game, joining the 2002 Titans (2-4) and the 1996 Jacksonville Jaguars (2-4).

The 2019 Titans ranked in the NFL's top 10 in scoring margin (eighth, +71), turnover margin (sixth, +6), offensive yards per play (fourth, 6.12), rushing offense (third, 138.9 yards per game), red zone efficiency (first, 75.6 percent), total touchdowns (tied for third, 54) and third-down defense (eighth, 36.3 percent).

From 2018–2019, Vrabel's Titans were the second-least penalized NFL team (181). Over the same period of time, they were the fourth-best

rushing offense (129.2 yards per game), the fifth-best scoring defense (19.8 points allowed per game) and the seventh-best third-down defense (36.4 percent).

In his first season as head coach, Vrabel directed the Titans to a 9-7 record. His nine wins tied for the fourth-highest total in franchise history by a first-year head coach.

With only 82 penalties enforced against the Titans in 2018, Vrabel's team led the NFL and set a franchise record (16-game season) for fewest penalties in a season. The 2018 Titans also placed third in points allowed (18.9 per game), eighth in total defense (333.4 yards per game), sixth in passing defense (216.9), second in red zone defense (44.7 percent touchdown rate) and seventh in rushing offense (126.4) in the league rankings.

Vrabel arrived in Tennessee with 18 years of NFL experience, including four seasons as a coach and 14 seasons as a player. His distinguished playing career included three Super Bowl wins (2001, 2003 and 2004), one Pro Bowl selection (2007) and an All-Pro honor (2007). Vrabel played in 206 NFL games and totaled 57 sacks, 496 tackles, 11 interceptions, 20 forced fumbles, nine fumble recoveries and 10 touchdown receptions. Additionally, his teams advanced to the playoffs eight times (20 postseason games), with Vrabel recording eight postseason sacks and two postseason touchdown receptions.

Vrabel joined the Titans after four seasons with the Houston Texans, spending the first three seasons (2014-16) coaching linebackers and one year (2017) as the team's defensive coordinator. During his time in Houston, the Texans built one of the best defenses in the NFL and experienced tremendous success as a team – earning two division titles (2015, 2016).

Between 2014-16, the Texans defense ranked third in the NFL in yards allowed per game (319.9) and net passing yards (218.4). Houston also ranked first in third-down defense (33.6), fourth in opponent completion percentage (59.5) and sixth in points allowed per game (19.8). The 2016 defense ranked number one in the NFL, for the first time in franchise history, in yards allowed (301.3).

In 2017, his first year as a defensive coordinator, the Texans finished the campaign with 19 players on injured reserve. Despite the injuries, Vrabel led the defense to the fifth-best third-down percentage in the NFL and a franchise-record 3.97 yards per carry by opponents. Houston also

## TITANS 2020 COACHING STAFF

<b>Mike Vrabel</b>	Head Coach
<b>Arthur Smith</b>	Offensive Coordinator
<b>Craig Aukerman</b>	Special Teams
<b>Brian Bell</b>	Strength & Conditioning Asst.
<b>Scott Booker</b>	Safeties
<b>Shane Bowen</b>	Outside Linebackers
<b>Keith Carter</b>	Offensive Line
<b>Ryan Crow</b>	Asst. Special Teams
<b>Tony Dews</b>	Running Backs
<b>Todd Downing</b>	Tight Ends
<b>Matt Edwards</b>	Defensive Asst.
<b>Mondray Gee</b>	Strength & Conditioning Asst.
<b>Jim Haslett</b>	Inside Linebackers
<b>Chandler Henley</b>	Off. Quality Control
<b>Zak Kuhr</b>	Def. Quality Control
<b>Anthony Midget</b>	Secondary
<b>Rob Moore</b>	Wide Receivers
<b>Pat O'Hara</b>	Quarterbacks
<b>Frank Piraino</b>	Strength & Conditioning
<b>Luke Steckel</b>	Offensive Assistant
<b>John Streicher</b>	Coordinator of Football Development
<b>Mike Sullivan</b>	Asst. Offensive Line
<b>Terrell Williams</b>	Defensive Line

## MIKE VRABEL AT A GLANCE

- Year as Titans head coach: **3**
- Year as NFL head coach: **3**
- Regular season record: **26-17**
- Postseason record: **2-1**
- Overall record: **28-18**
- Regular season home record: **14-8**
- Regular season road record: **12-9**
- vs. Browns: **1-0**
- At home vs. Browns: **0-0**
- On the road vs. Browns: **1-0**
- vs. Kevin Stefanski: **0-0**

Mike Vrabel's Career Coaching Ledger:

Years	Team	Position
2018-20	Tennessee Titans	Head Coach
2017	Houston Texans	Defensive Coordinator
2014-16	Houston Texans	Linebackers Coach
2012-13	Ohio State University	Defensive Line Coach
2011	Ohio State University	Linebackers Coach

Mike Vrabel's Career Playing Ledger:

Years	Team	Position
2009-10	Kansas City Chiefs	Linebacker
2001-08	New England Patriots	Linebacker
1997-00	Pittsburgh Steelers	Linebacker







had 18 different players record at least half a sack last year and 26 players tally at least one tackle for loss.

Vrabel spent his career playing and coaching with accomplished leaders, including **Bill Belichick**, **Bill Cowher**, **Romeo Crennel**, **Urban Meyer**, **Bill O'Brien** and **Todd Haley**.

As the Texans linebackers coach from 2014-16, Vrabel developed several players into top-notch performers, including **Jadeveon Clowney** (Pro Bowl, 2016), **Whitney Mercilus**, **Benardrick McKinney** (second-team All-Pro, 2016) and **Brian Cushing**. The 2015 Texans defense had the top third-down defense in the NFL (28.5 percent), which was the lowest percentage in franchise history and the lowest by any NFL team since the 2003 Titans (27.7 percent). The 2015 defense also set a franchise mark for sacks in a season with 45 - 22.5 coming from Vrabel's linebacking corps.

Prior to joining the NFL coaching ranks, Vrabel transitioned immediately from an NFL player to college coach. He started as the linebacker coach at Ohio State in 2011 and coached the defensive line from 2012-2013. The 2012 Buckeyes finished the season undefeated at 12-0. He also was named Big Ten Recruiter of the Year by ESPN.com in 2012.

Vrabel was selected by the Pittsburgh Steelers in the third round (91st overall) of the 1997 NFL Draft, after his playing career at Ohio State, where he earned All-America honors and Big Ten Conference Defensive Lineman of the Year in both 1995 and 1996.

A native of Akron, Ohio, Vrabel attended Walsh Jesuit High School. He and his wife, Jennifer, have two sons: Tyler and Carter.

### FASTEST TO 25 WINS

With the Titans' Oct. 18 overtime win against the Houston Texans, Titans head coach **Mike Vrabel** recorded his 25th win with the franchise, including playoffs.

Vrabel tied **Jack Pardee** as the fastest head coach in franchise history to 25 wins, reaching the number in only his 40th game since being hired in 2018.

The Titans went 9-7 in Vrabel's first two regular seasons, followed by a 2-1 record in the 2019 postseason.

### Most wins in a head coach's first 40 games with the Titans/Oilers (regular season and playoffs):

Head Coach	Seasons	Wins	Losses	Ties	Win Pct
1. <b>Mike Vrabel</b>	<b>2018-2020</b>	<b>25</b>	<b>15</b>	<b>0</b>	<b>.625</b>
Jack Pardee	1990-1992	25	15	0	.625
3. Wally Lemm	1961, 1966-1968	22	17	1	.564*
4. Bum Phillips	1975-1977	21	19	0	.525
5. Mike Munchak	2011-2013	19	21	0	.475
Mike Mularkey	2015-2017	19	21	0	.475
7. Jerry Glanville	1985-1988	18	22	0	.450
8. Jeff Fisher	1994-1997	17	23	0	.425

\* Prior to 1972, ties were not included in computing team winning percentage. Note: Includes games as interim head coach.

## VRABEL LEADS TITANS TO AFC TITLE GAME

Titans head coach **Mike Vrabel** became the franchise's sixth head coach in franchise annals to have the team in the playoffs within his first two full seasons.

Vrabel is the fourth head coach in Titans/Oilers history to win at least one playoff game in his first two full seasons, joining **Mike Mularkey** (2017 playoff victory), **Jack Pardee** (1991) and **Lou Rymkus** (1960 and 1961). He is the first head coach in the team's history to win multiple playoff games within his first two seasons.

### Titans/Oilers head coaches in the playoffs within their first two full seasons:

Head Coach	1st Full Season as Head Coach	Postseason Berths in 1st 2 Seasons	Playoff Wins in 1st 2 Seasons
<b>Mike Vrabel</b>	<b>2018</b>	<b>2019 (Year 2)</b>	<b>2</b>
Mike Mularkey	2016*	2017 (Year 2)	1
Jack Pardee	1990	1990, 1991 (Years 1 & 2)	1
Wally Lemm	1966*	1967 (Year 2)	0
Frank "Pop" Ivy	1962	1962 (Year 1)	0
Lou Rymkus	1960	1960 (Year 1)	1

\* Mularkey served as interim head coach for the final nine games of the 2015 season. Lemm was the head coach for the 1961 AFL Champion Oilers after taking over as head coach for the final nine games of the season. He left the team following the season and returned in 1966.

## TITANS/OILERS HEAD COACH HISTORY

COACH	YEARS	WON	LOST	TIED	PCT.
Lou Rymkus	1960-61	12	7	1	.625
Wally Lemm	1961, 1966-70	38	40	4	.487
Frank "Pop" Ivy	1962-63	17	12	0	.586
Sammy Baugh	1964	4	10	0	.285
Hugh "Bones" Taylor	1965	4	10	0	.285
Ed Hughes	1971	4	9	1	.321
Bill Peterson	1972-73	1	18	0	.052
Sid Gillman	1973-74	8	15	0	.347
O.A. "Bum" Phillips	1975-80	59	38	0	.608
Ed Biles	1981-83	8	23	0	.258
Chuck Studley	1983	2	8	0	.200
Hugh Campbell	1984-85	8	22	0	.266
Jerry Glanville	1985-89	35	35	0	.500
Jack Pardee	1990-94	44	35	0	.556
Jeff Fisher	1994-2010	147	126	0	.538
Mike Munchak	2011-13	22	26	0	.458
Ken Whisenhunt	2014-15	3	20	0	.130
Mike Mularkey	2015-17	21	22	0	.488
<b>Mike Vrabel</b>	<b>2018-20</b>	<b>28</b>	<b>18</b>	<b>0</b>	<b>.609</b>

Records include postseason






## TITANS 2020 ASSISTANT COACHES

### ARTHUR SMITH OFFENSIVE COORDINATOR

[Click For Complete Online Bio](#)

- Smith was promoted to offensive coordinator on Jan. 21, 2019 after working his way up the coaching ladder under four different head coaches during his time at the Titans.
- In his first season as offensive coordinator, the Titans ranked third in the NFL in rushing, first in red zone efficiency and fourth in yards per play. They had the NFL's leading rusher in Derrick Henry (1,540 yards) and the league's leading passer in Ryan Tannehill (117.5 passer rating).
- Seven games into the 2015 campaign, Smith was promoted from offensive assistant/tight ends to tight ends coach. From that point through 2018, the Titans ranked fifth in receiving yards by tight ends (3,779), sixth in receptions by tight ends (326), and tied for fifth in receiving touchdowns by tight ends (30).
- He was hired in 2011 as a defensive assistant/quality control coach, and from 2012–2013 he served as the offensive assistant/quality control coach.
- In 2010, he worked at Ole Miss as an administrative assistant/defensive intern and worked primarily with the linebackers.
- He spent two years (2007–2008) working for the Washington Redskins. He worked two years as defensive quality control coach after joining the organization as a college scouting assistant.
- The Memphis, Tenn., native graduated from North Carolina and played offensive line before joining the coaching staff for one season (2006) as a graduate assistant.



### CRAIG AUKERMAN SPECIAL TEAMS

[Click For Complete Online Bio](#)

- Aukerman was promoted to special teams coach in 2018. He joined the Titans in January 2017 as the assistant special teams coach.
- In 2019, the Titans finished fourth in the NFL in net punting and tied for the NFL lead with four total blocked kicks. Brett Kern was named to his third consecutive Pro Bowl.
- The 2018 Titans set the NFL kickoff return average record (32.0).
- Prior to his arrival in Tennessee, he gained 17 years of coaching experience, including 10 seasons on the college level and seven years in the NFL.
- He spent four seasons (2013-16) with the San Diego Chargers working with their special teams, first as an assistant special teams coach (2013-15) and then as the special teams coordinator (2016).
- He also spent time in the NFL on the coaching staffs with the Jacksonville Jaguars (2011-12) and Denver Broncos (2010).
- In the college ranks, he coached at Findlay (2000), Miami (Ohio) (2001-02, 2005-08), Western Kentucky (2003-04), and Kent State (2009).
- Aukerman was a two-time NAIA All-American at the University of Findlay (Ohio), where he played defensive back and wide receiver from 1995-98.



### BRIAN BELL STRENGTH & CONDITIONING ASSISTANT

[Click For Complete Online Bio](#)

- Bell joined the Titans in 2018 after spending three seasons with the Houston Texans as assistant strength and conditioning coach. He was a member of back-to-back AFC South Division Championships in his first two campaigns in Houston.
- Bell was an assistant strength and conditioning coach at Penn State from 2012-13 and the head football strength and conditioning coach at his high school alma mater, DeMatha Catholic, in Hyattsville, Md., from 2011-12.
- Bell was a tight end and fullback at Kent State from 2002-06. In 2007, Bell signed with the Washington Redskins as an undrafted free agent and served on the team's practice squad.



### SCOTT BOOKER SAFETIES

[Click For Complete Online Bio](#)

- Booker joined the Titans in 2018 after spending 15 seasons in the college coaching ranks.
- After two seasons as a defensive assistant, he was promoted to safeties coach in 2020.
- He spent the 2017 season as the safeties coach/special teams coordinator at Nebraska.
- Previously, Booker spent seven years (2010-16) at Notre Dame, as a tight ends/special teams coordinator (2012-16) and offensive intern (2010-11). He coached the secondary at Western Kentucky for one season (2009).
- Booker began his coaching career at his alma mater Kent State as a graduate assistant (2003-04) and secondary coach (2005-08).
- The Pittsburgh, Pa., native played collegiately at Kent State.



### SHANE BOWEN OUTSIDE LINEBACKERS

[Click For Complete Online Bio](#)

- Bowen joined the Titans in 2018 after spending two seasons (2016-17) as a defensive assistant for the Houston Texans. He arrived with nine years of coaching experience.
- In 2019, Harold Landry III (nine sacks) and Kamalei Correa (five) achieved career highs in sacks, while undrafted rookie Derick Roberson added three sacks.
- In 2018, the Titans defense ranked eighth overall (333.4 yards per game).
- In 2016, Bowen was part of a Texans staff that produced the NFL's number one defense (yards allowed) for the first time in franchise history. In 2017, the defense ranked fifth in third-down defense and set a franchise record for yards per carry by opponents (3.97).
- He also served at Kennesaw State as linebackers coach (2013-15), at Ohio State as a defensive graduate assistant (2012). He began his coaching career as an assistant at Georgia Tech (2009-11).
- A native of Pickerington, Ohio, Bowen was a three-year letter winner at Georgia Tech as an outside linebacker.



### KEITH CARTER OFFENSIVE LINE

[Click For Complete Online Bio](#)

- Carter joined the Titans in 2018 with 13 years of prior coaching experience, including five seasons in the NFL.
- In 2019, the Titans finished third in the NFL in rushing offense with Derrick Henry leading the league in rushing yards (1,540). Rookie Nate Davis started 15 consecutive games (including playoffs) at right guard.
- In 2018, the Titans ranked seventh in the NFL in rushing, and left tackle Taylor Lewan was named to the Pro Bowl.
- Prior to arriving in Tennessee, he spent three seasons with the Atlanta Falcons as running backs coach (2017) and assistant offensive line coach (2015-16). The 2016 Falcons offensive line protected NFL MVP Matt Ryan and paved the way for the NFL's fifth-best rushing attack while also winning the NFC Championship.
- He tallied two seasons as the offensive quality control coach for the Seattle Seahawks (2012-13).
- In the college ranks, Carter has experience as the offensive line/run game coach at San Jose State (2014), tight ends (2009) and offensive line coach (2010-11) at the University of San Diego, offensive line coach at University of the Redlands (2007-08), tight ends coach at Wagner College (2006) and as an undergraduate assistant at UCLA (2005).
- The Downingtown, Pa., native was a tight end, H-back and fullback at UCLA.





## TITANS 2020 ASSISTANT COACHES

### RYAN CROW ASSISTANT SPECIAL TEAMS

[Click For Complete Online Bio](#)

- Crow joined the Titans in 2018 with seven previous seasons of coaching experience in the college ranks.
- After serving as a defensive assistant for two seasons, his title was changed to assistant special teams coach in 2020.
- Crow served as a graduate assistant at Ohio State (2017) and worked primarily with linebackers.
- Crow spent three seasons at Baldwin Wallace University as offensive coordinator/offensive line coach (2015-16) and offensive line coach (2014). He also spent three seasons at Purdue as a graduate assistant working with the offensive line (2012-13) and one season as assistant strength coach (2011).
- A native of Findlay, Ohio, Crow played linebacker at Bowling Green and earned a scholarship after initially walking on.



### TONY DEWS RUNNING BACKS

[Click For Complete Online Bio](#)

- Dewes joined the Titans in 2018 with 20 previous years of coaching in the college ranks.
- In 2019, the Titans finished third in the NFL in rushing offense with Derrick Henry leading the league with 1,540 rushing yards.
- In 2018, the Titans finished with the NFL's seventh-ranked rushing offense, and Derrick Henry ranked second in the AFC with 1,059 rushing yards.
- Prior to his arrival in Tennessee, Dewes coached running backs at West Virginia in 2017.
- Dewes had stints coaching wide receivers at Arizona (2012-16), tight ends at Pittsburgh (2011), wide receivers at Michigan (2008-10), wide receivers at West Virginia (2007), linebackers at UNLV (2006), special teams (2005) and tackles/tight ends (2004) at Central Michigan, defensive line at Holy Cross (2002), offensive line at California (Pa.) and defensive line at Millersville (1998). He was a graduate assistant at West Virginia from 1999-2001.
- A native of Clifton, Va., Dewes played tight end at Liberty University, where he was the team's leading receiver in both of his final two seasons.



### TODD DOWNING TIGHT ENDS

[Click For Complete Online Bio](#)

- Downing joined the Titans in 2019 with 18 years of previous NFL coaching experience.
- In his first season with the Titans, he helped Jonnu Smith set career highs in receptions (35) and yards (439). Anthony Firkser (15 games) and MyCole Pruitt (10 starts) also saw the most extensive playing time of their careers.
- He spent 2018 as the tight ends coach for the Minnesota Vikings, helping Pro Bowl tight end Kyle Rudolph post the second-highest reception (64) and yardage totals (634) of his career.
- Downing spent three seasons (2015-17) with the Oakland Raiders, first as quarterbacks coach and then one season as offensive coordinator. In all three seasons with the Raiders, quarterback Derek Carr earned Pro Bowl invites.
- Downing coached the quarterbacks for one season (2014) in Buffalo and spent five seasons (2009-13) with the Detroit Lions. He originally joined the Lions as an offensive quality control coach and worked his way up to quarterbacks coach for the final three seasons.
- Downing began his NFL coaching career with the Minnesota Vikings (2001-05) and then the St. Louis Rams (2006-08).
- The Minneapolis, Minn., native attended the University of Minnesota.



### MATT EDWARDS DEFENSIVE ASSISTANT

[Click For Complete Online Bio](#)

- Edwards joined the Titans in 2018 with 15 previous years of collegiate coaching experience.
- After serving as assistant special teams coach for two seasons, his title was changed to defensive assistant in 2020.
- He spent four seasons (2014-17) as the defensive coordinator at Tiffin University.
- Edwards served as the defensive line/special teams coordinator at Florida Atlantic (2013), the linebackers/special teams coordinator (2012) and defensive ends coach (2011) at Miami (Ohio), and seven seasons (2004-10) at Kent State primarily coaching the defensive line. Edwards began his coaching career as linebackers coach at the College of Wooster.
- A native of Cincinnati, Ohio, Edwards played linebacker and defensive end at Miami (Ohio).



### MONDRAY GEE STRENGTH & CONDITIONING ASSISTANT

[Click For Complete Online Bio](#)

- Gee (pronounced "jee") joined the Titans in 2019 after spending nine seasons with the Seattle Seahawks (2010-18), where he served as an assistant strength and conditioning coach.
- Prior to joining the Titans, Gee accrued 19 seasons in coaching, including 18 seasons in the NFL.
- The Seahawks earned playoff berths in seven of his nine seasons there, including a Super Bowl XLVII victory following the 2013 season and an NFC title the following year.
- From 2008-09, Gee was a strength and conditioning assistant with the Green Bay Packers. His stint in Green Bay followed seven seasons (2001-07) with the Detroit Lions as a strength and conditioning assistant.
- Gee also worked at Michigan State (1996-2001), first as an intern as an undergrad and then as a strength and conditioning graduate assistant.
- He is a native of Detroit, Mich.



### JIM HASLETT INSIDE LINEBACKERS

[Click For Complete Online Bio](#)

- Haslett joined the Titans in 2020 with 24 years of NFL coaching experience and nine years of NFL playing experience.
- He arrived in Tennessee after spending three seasons (2016-18) as the linebackers coach for the Cincinnati Bengals.
- He holds the distinction as being the only person recognized as a College Football Hall of Fame member (as a player), an Associated Press NFL Defensive Rookie of the Year and an AP NFL Coach of the Year.
- His 12 total seasons as an NFL coordinator include stints with New Orleans (1996), Pittsburgh (1997-99), St. Louis (2006-08) and Washington (2010-14).
- He coached Mike Vrabel during his stint as defensive coordinator in Pittsburgh.
- His experience includes six seasons (2000-05) as the head coach for the New Orleans Saints, where he earned AP Coach of the Years honors in 2000. He also had stints as a head coach in 2008 on an interim basis with the St. Louis Rams, and for the Florida Tuskers in the United Football League in 2009.
- A Pittsburgh native, Haslett was a four-time little All-America defensive player (LB and DE) at Indiana (Pa.) University. He was a second-round draft pick by the Buffalo Bills in 1979.





## TITANS 2020 ASSISTANT COACHES

### CHANDLER HENLEY QUALITY CONTROL

[Click For Complete Online Bio](#)


- Chandler Henley joined the Titans in 2018 after spending the previous three years coaching tight ends at Yale, his alma mater.
- The 2019 Titans ranked third in the NFL in rushing, first in red zone efficiency and fourth in yards per play.
- The 2017 Yale squad earned its first outright Ivy League title since 1980, and Henley helped starting tight end Jaeden Graham win first-team All-Ivy League honors.
- Henley spent three total seasons at Vanderbilt University, starting as an offensive/recruiting graduate assistant (2012-13) and adding assistant quarterback coach to his responsibilities in 2014.
- A native of Littleton, Colo., Henley played wide receiver for Yale (2002-06), recording 110 receptions for 1,609 yards and 11 touchdowns during his career.



### ZAK KUHR QUALITY CONTROL

[Click For Complete Online Bio](#)

- Offensive analyst at the University of Texas in 2019.
- Spent two seasons at Texas State. In addition to coaching running backs for the Bobcats from 2017-18, he was the co-offensive coordinator in 2017 and the offensive coordinator/assistant head coach in 2018.
- Coached running backs at Rutgers in 2016.
- Spent two years on the coaching staff at James Madison, serving as co-offensive coordinator and running backs coach in 2015 after coaching the running backs during the previous season.
- Served as a graduate assistant at Old Dominion in 2013.
- Interned under Urban Meyer at Ohio State for two seasons after a two-year stint as a special teams coordinator at Edward Waters College.
- He is a native of Jacksonville, Fla.



### ANTHONY MIDGET SECONDARY

[Click For Complete Online Bio](#)

- Midget was hired by the Titans in 2020 to coach the Titans secondary. He arrived in Tennessee with 14 years of coaching experience, including six seasons (2014-19) with the Houston Texans.
- From 2018-19, he was the Texans secondary coach. In 2018, the Texans finished ninth in the NFL with 15 interceptions and ranked fourth in points allowed (19.8 per game).
- He joined the Texans in 2014 as the assistant secondary coach and spent four seasons in that role before being promoted.
- Before joining the NFL, he spent one season at Penn State coaching safeties (2013) and five seasons (2008-12) at Georgia State, including his final season there as defensive coordinator.
- His college coaching career started at his alma mater as a graduate assistant at Virginia Tech (2007) after entering coaching at Lake Worth (Fla.) High School from 2003-06.
- A Florida native, Midget was a three-year starter at cornerback for Virginia Tech and was a fifth-round selection by the Atlanta Falcons in 2000.



### ROB MOORE WIDE RECEIVERS

[Click For Complete Online Bio](#)

- Moore joined the Titans in 2018 with 16 years of NFL experience as a player and coach.
- In 2019, A.J. Brown led the 2019 NFL rookie class in receiving yards (1,051), tied for the rookie lead in touchdown receptions (eight), ranked fifth among rookies in receptions (52) and ranked second among all NFL players in receiving average (20.2).
- In 2018, Corey Davis, led the offense in his second season with 65 receptions, 891 receiving yards and four touchdowns, seeing dramatic increases from his rookie campaign. Davis' yardage total ranked ninth among all AFC receivers.



- Moore spent three seasons (2015-17) as the wide receivers coach for the Oakland Raiders and one year (2014) with the Buffalo Bills.
- During his three years in Oakland, he worked with Amari Cooper and Michael Crabtree, who totaled 435 receptions, 5,556 receiving yards and 43 touchdowns in that time.
- During his one year in Buffalo, he worked with Sammy Watkins, who set franchise records for a rookie with 65 receptions for 982 yards.
- Moore also spent time coaching at Syracuse (2010-13), Phoenix (Ariz.) Junior College (2009) and Montclair (N.J.) High School (2002-03).
- A native of Hempstead, N.Y., Moore had a 12-year NFL career playing for the New York Jets (1990-94) and Arizona Cardinals (1995-2001).

### PAT O'HARA QUARTERBACKS

[Click For Complete Online Bio](#)

- O'Hara joined the Titans in 2018 after spending three seasons (2015-17) with the Houston Texans as an offensive assistant who helped coach quarterbacks. He arrived in Tennessee with 19 previous seasons of coaching experience.
- In 2019, Ryan Tannehill led the NFL in passer rating (117.5—fourth in NFL history) and passing average (9.6). Tannehill set franchise records in both categories in addition to the team's completion percentage benchmark (70.3).
- In 2018, quarterback Marcus Mariota set a then-franchise record with a 68.9 completion percentage. He also finished with a career-best average of 7.64 yards per attempt and a career-low eight interceptions.
- O'Hara spent 10 years coaching in the Arena Football League, including stints as a head coach for the Los Angeles Avengers (2009), Tri-Cities Fever (AF2, 2009), Orlando Predators (2010-11) and New Orleans Voo-Doo (2012-14).
- O'Hara was an offensive coordinator for the AFL's Tampa Bay Storm for three seasons (2005, 2007-08).
- A native of Santa Monica, Calif., O'Hara was a 10th round selection for the Tampa Bay Buccaneers in the 1991 NFL Draft.



### FRANK PIRAINO STRENGTH & CONDITIONING

[Click For Complete Online Bio](#)

- Piraino joined the Titans in 2019 after serving as head strength and conditioning coach for football at Boston College, where he spent six total seasons (2013-18).
- Piraino joined head coach Steve Addazio at Boston College after spending two seasons (2011-12) as his head strength and conditioning coach at Temple and one year as the head strength and conditioning coach for football at Marshall (2010).
- He served on the strength and conditioning staff at the University of Florida for five years (2005-09), during a stretch when Florida won a pair of national championships (2006 and 2008) under head coach Urban Meyer.
- He also spent time at Notre Dame (2004), Michigan State (2003-04) and Walsh Jesuit (Cuyahoga Falls, Ohio) High School (2000-03), as well as an internship with the Cleveland Indians (2000-01).
- Piraino graduated from the University of Akron and later earned a master's degree from Michigan State.



### LUKE STECKEL OFFENSIVE ASSISTANT

[Click For Complete Online Bio](#)

- Steckel joined the Titans in 2013 as an assistant to the head coach and was promoted to offensive assistant the following season. He also served as assistant wide receivers coach in 2017.
- The 2019 Titans ranked third in the NFL in rushing, first in red zone efficiency and fourth in yards per play.
- He joined the Titans after spending four seasons (2009-2012) with the Cleveland Browns as the assistant to the head coach.
- He spent three seasons as a linebacker at Princeton (2004-06), where he helped lead the Tigers to an Ivy League Championship.
- He is the son of former Titans offensive coordinator Les Steckel and attended Brentwood (Tenn.) High School.





## TITANS 2020 ASSISTANT COACHES

### JOHN STREICHER COORDINATOR OF FOOTBALL DEVELOPMENT

[Click For Complete Online Bio](#)

- Streicher joined the Titans in 2018 after spending the previous two years (2016-17) as Texas State's director of football operations. There he managed the day-to-day operations of the program and oversaw recruiting under Bobcats head coach Everett Withers.
- From 2014-15, Streicher served on James Madison's football staff. He was promoted to the director of football operations and player personnel in 2015 after originally joining JMU as special assistant to the head coach.
- A native of Cincinnati, Ohio, Streicher went to James Madison after spending six seasons on the football staff at Ohio State.



### MIKE SULLIVAN ASSISTANT OFFENSIVE LINE

[Click For Complete Online Bio](#)

- Sullivan is in his 17th season coaching in the NFL in 2019. His resume includes eight years as an NFL offensive line coach and five campaigns with the Titans.
- In 2019, the Titans finished third in the NFL in rushing offense with Derrick Henry leading the league in rushing yards (1,540). Rookie Nate Davis started 15 consecutive games (including playoffs) at right guard.
- He joined the Titans in 2014 after one season as offensive line coach for the Cleveland Browns (2013).
- Sullivan spent four seasons (2009-12) as offensive line coach for the San Diego Chargers. He had two other stints with the Browns as offensive line coach (2007-08) and assistant offensive line coach (2001-04).
- He has three seasons of college experience, as offensive line coach for Western Michigan (2005-06) and as a graduate assistant for the University of Miami (Fla.) (2000).
- Sullivan began his coaching career in 1997, spending five seasons coaching in Europe.
- A native of Chicago, Ill., Sullivan played in 48 games for the Tampa Bay Buccaneers from 1992-95.



### TERRELL WILLIAMS DEFENSIVE LINE

[Click For Complete Online Bio](#)

- Williams joined the Titans in 2018 with 20 previous years of coaching experience, including six seasons in the NFL.
- In 2019, he helped acclimate first-round rookie Jeffery Simmons to the NFL, while veteran Jurrell Casey earned his fifth consecutive Pro Bowl berth.
- In 2018, Casey was named to the Pro Bowl after leading the defense with seven sacks. The Titans defense ranked eighth overall and third in points allowed.
- He spent three seasons coaching the defensive line with the Miami Dolphins (2015-17).
- During Williams' tenure with the Dolphins, Cameron Wake tallied 29 sacks, the eighth-highest total by a player, and Ndamukong Suh posted 15.5 sacks, the eighth-highest number of sacks among defensive tackles.
- Williams also spent three seasons coaching the defensive line with the Oakland Raiders (2012-14).
- Prior to joining the NFL coaching ranks, Williams spent time at Texas A&M (2010-11), Purdue (2006-09), Akron (2004-05), Youngstown State (2002-03), North Carolina A&T (1999-2001) and Fort Scott Community College (1998).
- A native of Los Angeles, Calif., Williams played collegiately at East Carolina as a nose tackle.



## KEY NUMBERS

### 3

NFL players since 1948 to have a kickoff return touchdown and a receiving touchdown of at least 69 yards in a game after **A.J. Brown's** performance last week: Brown, Washington's **Bobby Mitchell** (Sept. 16, 1962) and the Dallas Texans' **Abner Haynes** (Oct. 15, 1961).

### 5

Turnovers by the Titans in 2020, the fewest in the NFL through 12 weeks.

### 7

Years from the time **David Quessenberry** was drafted in 2013 until his first career start last week at Indianapolis.

### 8

Touchdowns in 2020 (seven receiving and one rushing) by **Jonnu Smith**, who leads all NFL tight ends.

### 8

Game-winning drives from 2019 to 2020 by **Ryan Tannehill**, who is tied with Buffalo's **Josh Allen** for the most in the NFL in that period.

### +11

The Titans' turnover margin in 2020, which ranks second in the NFL behind the Pittsburgh Steelers (+12).

### 16

Touchdown receptions by **A.J. Brown** since he entered the NFL in 2019. It is tied for the fourth-highest total in that time period.

### 17

Interceptions since the beginning of 2017 by fourth-year safety **Kevin Byard**, who ranks second in the NFL (**Xavien Howard**) in that time period.

### 23

Touchdown passes in 2020 by **Ryan Tannehill**, who is tied for third in franchise history for touchdown passes in the first 11 games of a season (26 by **Warren Moon** in 1990; 25 by **George Blanda** in 1961; 23 by **Marcus Mariota** in 2016).

### 28

Total wins, including playoffs, by **Mike Vrabel** as a head coach. Earlier in the season he recorded his 25th win in his first 40 games as a head coach, which tied for the best mark in franchise history through 40 contests (**Jack Pardee**).

### 35

Points last week by the Titans in the first half, a total that tied for the second-highest total in franchise history and was the most by any team in the NFL in the first half of a game in 2020.

### 73.8

Titans' touchdown percentage in red zone opportunities since the beginning of the 2019 season (62 of 84). They lead the NFL in that time period.

### 112.5

Passer rating by **Ryan Tannehill** since Week 7 of 2019, when he became the Titans starting quarterback. He ranks second in the NFL in the category during that time behind only **Drew Brees** (114.9).

### 1,257

Rushing yards in 2020 by **Derrick Henry**, who leads the NFL through Week 12.



## WHAT TO LOOK FOR IN 2020

### WHAT TO LOOK FOR – TEAM

- With their third win of the season at Nissan Stadium (Oct. 18 vs. Houston), the Titans reached 100 all-time wins there, including postseason. They entered 2020 with a combined regular season and postseason record at Nissan Stadium (opened in 1999) of 97-75.
- The Titans can record their fifth consecutive season with a winning record. It would be the second-longest such streak in franchise history trailing only the Oilers' seven consecutive winning records from 1987 through 1993. Entering 2020, the Titans own the fourth-longest active streak of winning seasons in the NFL behind only the New England Patriots (19), Seattle Seahawks (eight) and Kansas City Chiefs (seven).

### WR A.J. BROWN

- Needs 1,000 receiving yards to become the 11th player to reach 1,000 receiving yards in each of his first two NFL seasons. He would be the first NFL player since **Michael Thomas** (2016-17) and the only player in Titans/Oilers history other than **Bill Groman** (1960-61) to accomplish the feat.
- Needs 1,000 receiving yards, 50 receptions and five receiving touchdowns to become the ninth player in NFL history to accomplish the feat in each of his first two seasons.
- Needs five 100-yard receiving games to become the ninth NFL player with 10 such games through his first two seasons.

### S KEVIN BYARD

- Needs three interceptions in 2020 (17 interceptions entering the season) to become the 15th player in franchise history to reach 20 career interceptions. The most recent Titans player to do so was safety **Michael Griffin**.
- Can record four or more interceptions for the fourth consecutive season. He would join **Darryll Lewis** (1994-98) as the only players to do so in franchise history.
- Needs three interceptions and two sacks to become the sixth player with at least 20 interceptions and five sacks through his first five seasons in NFL history. He would join **Kenny Easley**, **David Fulcher**, **Michael Downs**, **Erik McMillan** and **Greg Wesley**.



### RB DERRICK HENRY

- Became the ninth player in NFL history to reach 1,000 rushing yards and 12 rushing touchdowns in three consecutive seasons. The most recent player to do so prior to Henry was **LaDainian Tomlinson** (2002-07).
- Passed **Lorenzo White** (4,079 rushing yards) for fourth place on the franchise's all-time rushing list. He trails only **Eddie George** (10,009), **Earl Campbell** (8,574) and **Chris Johnson** (7,965).
- Became the fourth player in franchise history with three consecutive 1,000-yard rushing seasons, joining **Earl Campbell** (1978-1981), **Eddie George** (1996-2000) and **Chris Johnson** (2008-2013).
- Needs 13 rushing touchdowns in 2020 (38 entering the season) to pass **Chris Johnson** (50) for third place on the franchise's all-time rushing touchdowns list. He would sit behind only **Earl Campbell** (73) and **Eddie George** (64).



- Needs 1,500 rushing yards and 15 rushing touchdowns to become the fourth player in NFL history to accomplish the feat in consecutive seasons. He would join **Terrell Davis** (1997-98), **Shaun Alexander** (2004-05) and **Larry Johnson** (2005-06).
- Needs two games with at least 200 rushing yards to become the third player in NFL history with four such games in his first five seasons. Only **Earl Campbell** and **LaDainian Tomlinson** have previously accomplished the feat.

### P BRETT KERN

- Can record his seventh total season and fourth consecutive campaign with a net punting average of at least 40.0 yards. No other punter in franchise history has had one such season.
- Passed **Craig Hentrich** (861 career punts with the Titans) for the most career punts in franchise history.
- Became the seventh player in franchise history to play 12 seasons for the organization, joining **Bruce Matthews** (1983-2001), **Elvin Bethea** (1968-1983), **Brad Hopkins** (1993-2005), **Gregg Bingham** (1973-1983), **Mike Munchak** (1982-1993) and **Craig Hentrich** (1998-2009). Kern is the first to accomplish the feat exclusively in the "Titans era" (1999-present).
- Passed **Gregg Bingham** (173) for fifth place on the franchise's career games played list and later passed **Craig Hentrich** (177) for fourth place. He trails only **Bruce Matthews** (296), **Elvin Bethea** (210) and **Brad Hopkins** (194).

### GM JON ROBINSON

- Can become the only Titans/Oilers general manager other than **Mike Holovak** (1989-1993) to oversee five consecutive winning seasons in his first five years on the job. Only two general managers in franchise history have presided over five total winning seasons with the organization: **Bum Phillips** and Holovak.

### QB RYAN TANNEHILL

- Can produce his fifth career season with at least 3,000 passing yards and his third career season with at least 4,000 passing yards.
- Can become the first player in franchise history to produce consecutive seasons with a passer rating of at least 100.0 (117.5 in 2019).
- Entered 2020 with a current streak of seven consecutive regular season games with at least two touchdown passes and extended the streak to nine games, which is the best streak of his career (five in 2015) and the best streak in franchise history.
- Entered 2020 with a current streak of 10 consecutive regular season games with at least one touchdown pass and extended the streak to 12 games, the longest streak by a Titans quarterback since **Steve McNair's** franchise-record 23 straight games from 2001 to 2002.

### HEAD COACH MIKE VRABEL

- **Mike Vrabel** can become the second head coach in franchise history to produce winning seasons in each of his first three seasons as head coach, joining **Jack Pardee** (four seasons: 1990-1993).



## TITANS ROSTER BREAKDOWN

Out of the 50 players on the Titans roster (as of Nov. 30), there are 25 offensive players, 22 defensive players and three specialists. Seventeen players were added to the roster since the end of the 2019 campaign.

The following is a closer breakdown of the roster (as of Nov. 30, 2020):

### Years in NFL (including 2020):

15th	1
14th	0
13th	1
12th	0
11th	1
10th	0
9th	4
8th	3
7th	2
6th	4
5th	5
4th	4
3rd	8
2nd	10
1st	2
Rookie	5

### By Age (53-man roster as of the first regular season game, Sept. 14, 2020):

20-24	17
25-28	22
29-32	11
33+	3

### By Position:

ILB	4
OLB	2
OL	8
CB	6
DL	6
WR	6
S	4
TE	4
RB/FB	5
Specialists	3
QB	2

### By Draft Round:

First Round	7
Second Round	4
Third Round	4
Fourth Round	5
Fifth Round	7
Sixth Round	2
Seventh Round	2
Undrafted	19

### States that produced the most current Titans (high school location):

- California** - 7 (Matt Dickerson, Jamil Douglas, Nick Dzubnar, Jeremy McNichols, Matt Overton, David Quessenberry, Geoff Swaim)
- Texas** - 6 (Aaron Brewer, D'Onta Foreman, Joshua Kalu, Derick Roberson, Ryan Tannehill, Kenny Vaccaro)
- Mississippi** - 5 (Daren Bates, A.J. Brown, Malcolm Butler, Stephen Gostkowski, Jeffery Simmons)
- Georgia** - 4 (Kevin Byard, Chris Milton, Senorise Perry, Kalif Raymond)
- North Carolina** - 4 (Breon Borders, Harold Landry III, Larrell Murchison, Tye Smith)

### Universities that produced the most current Titans:

- Texas** - 3 (Geoff Swaim, D'Onta Foreman, Kenny Vaccaro)
- Alabama, Florida International, Georgia, Indiana, Iowa, Penn State, Toledo (tie)** - 2

### First-Round Draft Picks:

- T Isaiah Wilson (2020)
- DT Jeffery Simmons (2019)
- ILB Rashaan Evans (2018)
- WR Corey Davis (2017)
- CB Adoree' Jackson (2017)
- S Kenny Vaccaro (2013)
- QB Ryan Tannehill (2012)

### Pro Bowl Seasons:

- CB Malcolm Butler (2015-16)
- S Kevin Byard (2017)
- K Stephen Gostkowski (2008, 2013-15)
- RB Derrick Henry (2019)
- P Brett Kern (2017-19)
- LS Matt Overton (2013)
- QB Ryan Tannehill (2019)

### Super Bowl Victories:

- CB Malcolm Butler (2014, 2016)
- K Stephen Gostkowski (2014, 2016, 2018)

### Drafted by the Titans: 15

#### New players in 2020: 17

#### Oldest player:

K Stephen Gostkowski (1/28/84)

#### Youngest player:

T Isaiah Wilson (2/12/99)

#### Tallest player:

OL Dennis Kelly (6-8)

#### Shortest player:

WR Kalif Raymond (5-8),  
WR Cameron Batson (5-8)

## NISSAN STADIUM



In 2015, the Titans and Nissan North America announced the formation of a 20-year, exclusive naming-rights partnership that rebranded Nashville's downtown stadium as Nissan Stadium.

Nissan Stadium hosts all Titans home football games, Tennessee State University football games, the Music City Bowl, the CMA Music Festival and numerous other events.

The procurement of naming rights to Nissan Stadium fit the automotive company's 'Fewer, Bigger, Better' marketing strategy, which has included ongoing sponsorships of NBC's 'The Voice,' the Heisman House college football program and a major advertising presence in this year's Super Bowl. Nissan is also now the official automotive partner of the Tennessee Titans.

Nissan's ever-growing footprint in Tennessee includes vehicle and powertrain manufacturing facilities in Smyrna and Decherd respectively, along with its North American headquarters in Franklin.

The Nissan Smyrna Plant began operations in 1983 and employs more than 8,400 people. In 2014, the Smyrna plant assembled more than 648,000 vehicles, making it the highest volume automotive assembly plant in North America. Nissan also has a major manufacturing presence in Canton, Miss., along with research and development groups in California, Arizona and Michigan. In total, the company employs more than 22,000 employees in the U.S.

One component of the Titans-Nissan partnership is assisting charitable organizations throughout Middle Tennessee in an array of community outreach programs. A centerpiece of this is the annual "Taste of Titans" charitable event, for which Nissan serves as presenting sponsor. During the course of a 20-year relationship, a total of more than \$1 million resulting from these annual events is anticipated to be distributed to local non-profit organizations.

Nissan Stadium is a city-owned venue that has housed the Titans since 1999. The naming rights agreement includes the opportunity for Nissan branding on the exterior of the stadium, as well as stadium signage and other unique displays inside the stadium. LP Building Products held the naming rights to the stadium from 2006 until the Nissan partnership was established in 2015.

### Titans/Oilers all-time regular-season record by home venue:

Stadium	Seasons	W-L-T	Pct.
Jeppesen Stadium	1960-1964	25-11-0	.694
Rice Stadium	1965-1967	11-10-0	.524
Astrodome	1968-1996	113-103-2	.523
Liberty Bowl	1997	6-2-0	.750
Dudley Field (Vanderbilt Stadium)	1998	3-5-0	.375
<b>Nissan Stadium</b>	<b>1999-2020</b>	<b>99-75-0</b>	<b>.569</b>





## NISSAN STADIUM RECORD WHEN ...

The Titans at Nissan Stadium (1999-present):

	Games	Record	Pct.
Regular Season	174	99-75	.569
Postseason	4	2-2	.500
<b>Combined</b>	<b>178</b>	<b>101-77</b>	<b>.567</b>

Record When ...	Reg. Season	Playoffs
September	20-15	
October	23-21	
November	23-17	
December	31-21	
January	2-1	2-2
Thursday	4-3	
Friday	0-1	
Saturday	2-1	2-1
Sunday	86-67	0-1
Monday	6-3	
Tuesday	1-0	
Against own division	41-31	0-1
Against AFC	72-59	2-2
Against NFC	27-16	
Overtime games	7-6	1-0
In primetime	12-11	
Temperature 80+	7-6	
Temperature <40	8-10	1-0
Titans score 20 points	82-31	2-0
Titans score 30 points	36-5	1-0
Titans allow <20 points	64-13	1-1
Titans allow <10 points	13-0	
Titans net 300 yards	74-44	1-2
Opponents net <300 yards	48-10	1-2
Titans commit 0 turnovers	32-11	
Titans force 2 turnovers	65-23	

## WINNING AT HOME

Since the midway point of the 2016 season, the Titans have been one of the NFL's most successful teams at home. In that time, the Titans have won 24 of their 34 games at Nissan Stadium.

In 2018, the Titans won six games and lost twice at Nissan Stadium. They followed that with a 4-4 home record in 2019.

Since the weekend of their 2016 home victory over the Jaguars (Oct. 27, 2016), the Titans' winning percentage in home games is one of the highest in the NFL.

**Highest winning percentage in home games (regular season) since Week 8 of 2016 (Oct. 27, 2016):**

Team	Wins	Losses	Ties	Win Pct
1. New England Patriots	27	7	0	.794
2. New Orleans Saints	27	8	0	.771
3. Kansas City Chiefs	25	9	0	.735
Baltimore Ravens	25	9	0	.735
5. Pittsburgh Steelers	24	9	0	.727
6. Green Bay Packers	23	9	1	.712
<b>7. Tennessee Titans</b>	<b>24</b>	<b>10</b>	<b>0</b>	<b>.706</b>
8. Seattle Seahawks	23	11	0	.676
9. Philadelphia Eagles	22	11	1	.662
10. Dallas Cowboys	22	13	0	.629
Minnesota Vikings	22	13	0	.629

## FANS RETURN TO NISSAN STADIUM

On Sept. 17, the Titans announced that Nissan Stadium will open at limited capacity beginning with the Oct. 4 Titans home game against the Pittsburgh Steelers. The three October home games will gradually increase in capacity with the goal of reaching a fixed capacity for the remaining games in November and December.

The Oct. 4 game will be open to season ticket members up to 10 percent of the stadium's capacity, which is roughly 7,000 fans in the lower bowl and club levels. The next October home game (Oct. 11) will allow 12.5 percent and the third (Oct. 18) 15 percent. For November until the end of the season, capacity could reach 21 percent, which is the maximum capacity the facility can accommodate under current CDC guidelines. Outside of the seating bowl, suites will operate at a limited capacity.

"We are thrilled to welcome fans back to Nissan Stadium and can't thank Mayor Cooper and the Metro Nashville Public Health Department enough for their collaboration in making this possible," said Titans President and CEO Burke Nihill. "The health and safety of our fans, players and staff remains our top priority and we felt like a gradual capacity plan was the right call, knowing that we may need to be flexible as time goes on. We feel confident that our Safe Stadium Plan will give everyone a safe and comfortable experience as they return to our gates."

Detailed information on the Safe Stadium Plan can be found at [www.tennesseetitans.com/safestadium](http://www.tennesseetitans.com/safestadium). Key components include:

- Socially-distant seating pods accommodating parties of one to a maximum of six people
- Mobile ticketing and parking, to eliminate physical contact while scanning passes
- Mandatory face coverings at all times, except when actively eating or drinking
- Over 300 hand sanitizing stations throughout the stadium
- Individually-wrapped food items at concession stands
- Elimination of all smoking and vaping areas in the facility
- Health screenings and personal protective equipment for all Nissan Stadium employees
- A comprehensive cleaning plan during events for bathrooms and near concession areas

Fans will be asked to arrive early and head straight to the gates after they arrive. After consulting with local and national health experts, there will be no tailgating or pregame activities allowed outside of the stadium. The stadium will have dedicated security crews throughout Nissan Stadium to enforce all Safe Stadium policies.

## TITANS/OILERS ALL-TIME RECORD

	W	L	T
<b>Regular Season:</b>	<b>448</b>	<b>473</b>	<b>6</b>
Home	257	205	2
Road	191	268	4
As Titans (1999-present)	181	166	0
As Oilers (1960-1998)	267	307	6
<b>Postseason:</b>	<b>17</b>	<b>21</b>	<b>0</b>
Home	6	5	0
Road	11	15	0
Super Bowl (XXXIV)	0	1	0
As Titans (1999-present)	8	8	0
As Oilers (1960-1998)	9	13	0

**All-time playoff appearances by the Oilers/Titans:** 1960, 1961, 1962, 1967, 1969, 1978, 1979, 1980, 1987, 1988, 1989, 1990, 1991, 1992, 1993, 1999, 2000, 2002, 2003, 2007, 2008, 2017, 2019

**All-time division titles by the Oilers/Titans:** 1960, 1961, 1962, 1967, 1991, 1993, 2000, 2002, 2008



## FOUR CONSECUTIVE WINNING SEASONS

In 2019, the Titans recorded their fourth season with a winning record in four seasons since **Jon Robinson** was hired as general manager.

In the "Titans era" (1999–present), it marks the first time the team has had as many as three consecutive winning campaigns.

With 9-7 records every season from 2016 through 2019, the Titans built the fourth-longest active streak of winning seasons in the NFL through 2019. Only the New England Patriots (19), Seattle Seahawks (eight) and Kansas City Chiefs (seven) put up longer streaks.

### Most current consecutive winning seasons:

Team	Total	Seasons
1. New England Patriots	19	2001–2019
2. Seattle Seahawks	8	2012–2019
Kansas City Chiefs	8	2013–2020
<b>4. Tennessee Titans</b>	<b>4</b>	<b>2016–2019</b>
New Orleans Saints	4	2017–2020
6. Baltimore Ravens	3	2017–2019
Philadelphia Eagles	3	2017–2019
Los Angeles Rams	3	2017–2019

## WINNING IN THE AFC SOUTH

From 2017 through 2019, the Titans were 11-7 in games versus AFC South opponents. Their .611 winning percentage was the best in the division during that time period.

The Titans finished the 2017 regular season with a 5-1 record in the AFC South, giving them their second-best divisional record since the formation of the AFC South in 2002. In 2018 and 2019, the Titans went 3-3 within the division.

### Best division winning percentage in the AFC South from 2017–2020:

Team	Wins	Losses	Ties	Win %
<b>1. Tennessee Titans</b>	<b>14</b>	<b>8</b>	<b>0</b>	<b>.636</b>
2. Houston Texans	11	10	0	.524
3. Indianapolis Colts	10	11	0	.476
4. Jacksonville Jaguars	8	14	0	.364

### Best final division records for the Titans since the AFC South was formed in 2002:

Season	Wins	Losses	Win %
1. 2002	6	0	1.000
2. 2017	5	1	.833
3. 2008	4	2	.667
2003	4	2	.667
2006	4	2	.667
2007	4	2	.667
7. 2019	3	3	.500
2018	3	3	.500
2011	3	3	.500

## TOP OFFENSES IN 2020

The 2020 Titans currently rank among the NFL leaders in total offense (yards per game), rushing offense and scoring offense (points per game).

### NFL's top-ranked total offenses in 2020 (yards per game):

Team	Tot Yards Per Game
1. Kansas City Chiefs	425.8
2. Arizona Cardinals	403.7
3. Seattle Seahawks	400.0
4. Los Angeles Chargers	397.8
5. Green Bay Packers	392.9
6. Los Angeles Rams	389.2
7. Minnesota Vikings	387.1
<b>8. Tennessee Titans</b>	<b>385.7</b>
9. Dallas Cowboys	379.8
10. Atlanta Falcons	374.8

### NFL's top-ranked rushing offenses in 2020 (yards per game):

Team	Rush Yards Per Game
1. Cleveland Browns	161.4
2. Baltimore Ravens	160.5
<b>3. Tennessee Titans</b>	<b>158.2</b>
4. Arizona Cardinals	155.9
5. New England Patriots	149.6
6. Minnesota Vikings	145.7
7. New Orleans Saints	134.7
8. Las Vegas Raiders	125.6
9. Los Angeles Rams	124.6
10. Green Bay Packers	121.9

### Most points per game in 2020:

Team	Points Per Game
1. Seattle Seahawks	31.8
2. Green Bay Packers	31.7
3. Kansas City Chiefs	31.6
4. Pittsburgh Steelers	29.8
5. New Orleans Saints	29.6
<b>6. Tennessee Titans</b>	<b>29.5</b>
7. Tampa Bay Buccaneers	28.7
8. Arizona Cardinals	27.6
9. Indianapolis Colts	27.5
10. Buffalo Bills	27.2

## YARDS PER PLAY, 2019–2020

Since the start of the 2019 season, the Titans rank as one of the top NFL teams in average net yards per offensive play.

The 2019 Titans finished the season with 5,805 total yards on 949 total plays. Their average of 6.12 yards per play was the fourth-best in the NFL.

### Highest average yards per play since 2019:

Team	Yards Per Play
1. Kansas City Chiefs	6.32
2. Minnesota Vikings	6.07
<b>3. Tennessee Titans</b>	<b>6.06</b>
4. Dallas Cowboys	5.99
5. Seattle Seahawks	5.92
6. Houston Texans	5.91
7. Baltimore Ravens	5.88
8. San Francisco 49ers	5.86
9. Las Vegas Raiders	5.80
10. New Orleans Saints	5.79

## TOUCHDOWNS FROM 2019–2020

Since the beginning of the 2019 season, the Titans are at the top of the NFL in total touchdowns scored.

The Titans tied for third in the NFL in 2019 with 54 total touchdowns. That ranked second all-time for the franchise behind only the 1961 club, which had 66 touchdowns.

### Most total touchdowns from 2019 to 2020:

Team	Total Touchdowns
<b>1. Tennessee Titans</b>	<b>94</b>
Baltimore Ravens	94
Tampa Bay Buccaneers	94
4. Kansas City Chiefs	93
5. New Orleans Saints	90
6. Seattle Seahawks	89
7. Green Bay Packers	88
8. San Francisco 49ers	87
9. Minnesota Vikings	84
10. Los Angeles Rams	78



## RED ZONE SUCCESS SINCE 2019

Since the start of the 2019 season, the Titans have had one of the NFL's most efficient offenses in the red zone.

During the 2019 campaign, they scored touchdowns on 75.6 percent (34 of 45) of their drives inside the opponent's 20-yard line to lead the league. That was the third-best figure in the NFL since 1991 and the highest since the 2013 Denver Broncos (76.1 percent).

### Top red zone offenses (touchdown percentage) from 2019–2020:

Team	Touchdowns	Drives	TD Pct.
1. Tennessee Titans	66	89	74.2%
2. Green Bay Packers	64	93	68.8%
Seattle Seahawks	66	96	68.8%
4. Tampa Bay Buccaneers	67	99	67.7%
5. Minnesota Vikings	62	92	67.4%
6. Philadelphia Eagles	55	84	65.5%
7. Los Angeles Rams	64	98	65.3%
8. Baltimore Ravens	63	98	64.3%
9. New Orleans Saints	66	104	63.5%
10. Houston Texans	53	85	62.4%
Cleveland Browns	53	85	62.4%

## SCORING DEFENSE, 2018-20

The Titans defense allowed 18.9 points per game in 2018, which was the third-best average in the NFL. It was the Titans' lowest average points allowed since 2008 (14.6). The Titans surrendered 21 or fewer points in 10 of their 16 games in 2018, **Mike Vrabel's** first season as Titans head coach.

Since the beginning of the 2018 campaign, the Titans have allowed the sixth-fewest points in the NFL.

### Fewest points allowed per game from 2018–2020:

Team	Points Allowed/Game
1. Baltimore Ravens	18.2
2. New England Patriots	18.7
3. Chicago Bears	19.3
4. Pittsburgh Steelers	19.9
5. Buffalo Bills	21.3
6. Tennessee Titans	21.4
New Orleans Saints	21.4
8. Minnesota Vikings	22.1
9. Denver Broncos	22.4
Los Angeles Rams	22.4

## LEAST PENALIZED TEAMS FROM 2018–2020

Under head coach **Mike Vrabel**, who was named to his current post in 2018, the Titans have been one of the NFL's least penalized teams.

From 2018-19, the Titans were called for the second-fewest total penalties in the NFL—181 total penalties.

In 2018, the Titans were called for only 82 penalties, leading the NFL and setting a team record for the lowest number in a 16-game season (since 1978, excluding strike-shortened 1982 and 1987 seasons). They received no more than four penalties in nine of their 16 games. The previous franchise record for fewest penalties in a 16-game season was 84 by the 1983 Oilers.

### Fewest total penalties from 2018–2020:

Team	Penalties
1. New England Patriots	229
2. Tennessee Titans	243
3. Miami Dolphins	249
4. Minnesota Vikings	251
5. Carolina Panthers	256
6. Los Angeles Rams	259
7. Philadelphia Eagles	261
8. New York Giants	264
9. Indianapolis Colts	266
Green Bay Packers	266

## TURNOVER DIFFERENTIAL

The Titans currently stand in second place in the NFL with a plus-11 turnover differential in 2020. They have a total of 16 takeaways and five giveaways.

### Highest turnover differential in 2020:

Team	Takeaways	Giveaways	Turnover Differential
1. Pittsburgh Steelers	21	9	+12
2. Tennessee Titans	16	5	+11
3. Kansas City Chiefs	17	8	+9
4. New Orleans Saints	18	11	+7
5. Miami Dolphins	19	13	+6
6. Cleveland Browns	17	12	+5
Atlanta Falcons	16	11	+5
Indianapolis Colts	17	12	+5
9. Tampa Bay Buccaneers	20	16	+4
Carolina Panthers	17	13	+4

## LIMITING TURNOVERS

The Titans are off to the best start in franchise history in limiting turnovers and one of the best starts to a season in NFL history. They have only had five turnovers through 11 games, the lowest number since 1960.

### Fewest turnovers through 10 games, 1960–2020:

Team	Season	Turnovers
1. Tennessee Titans	2020	5
2. Buffalo Bills	2016	6
3. New Orleans Saints	2019	7
Dallas Cowboys	2016	7
New England Patriots	2017	7
6. (12 tied)		8

## WINNING CLOSE GAMES

The Titans won their first three games of 2020 by a total of six points—a 16-14 victory at Denver followed by a 33-30 win against the Jaguars and a 31-30 win at Minnesota.

In 2019, with **Ryan Tannehill** piloting the offense, they earned a pair of three-point wins: 23-20 over the Los Angeles Chargers (Oct. 20) and 35-32 against the Kansas City Chiefs (Nov. 10).

Their five total wins in games decided by three points or less since the start of 2019 ties them for the third most in the NFL.

### Most wins in games decided by three points or less, 2019–2020:

Team	Wins
1. New Orleans Saints	6
Houston Texans	6
3. Tennessee Titans	5
Detroit Lions	5
5. Seattle Seahawks	5
6. San Francisco 49ers	4
Buffalo Bills	4
Cleveland Browns	4
Indianapolis Colts	4
Kansas City Chiefs	4
New York Giants	4
Arizona Cardinals	4





## TITANS QUARTERBACKS

No.	Name	Ht	Wt	Exp	College
17	Tannehill, Ryan	6-4	217	9	Texas A&M
5	Woodside, Logan	6-1	213	1	Toledo

### #17 - QB RYAN TANNEHILL

6-4, 207, 9th Year (2nd with Titans), Texas A&M  
[Click for complete bio](#)



Quarterback **Ryan Tannehill** is in his ninth NFL season and his second campaign with the Titans in 2020. He received a multi-year contract extension during the 2020 offseason.

In 2019, Tannehill took control as the team's starting quarterback in Week 7 and subsequently led the Titans to the playoffs and an appearance in the AFC championship game. In his 13 starts, including the regular season and playoffs, the Titans went 9-4.

Tannehill set single-season franchise records and led the NFL with a 117.5 passer rating and a passing average of 9.6 yards per attempt. His passer rating was the fourth-highest figure in NFL history among qualifiers. Additionally, he set a club record and placed third in the NFL with a 70.3 completion percentage.

Tannehill was named AFC Offensive Player of the Month for December 2019 and was named to his first career Pro Bowl. He also won the Associated Press Comeback Player of the Year Award.

Originally a first-round selection (eighth overall) by the Miami Dolphins in the 2012 NFL Draft, Tannehill was acquired by the Titans in a trade with the Dolphins on March 15, 2019. The Titans sent a 2019 seventh-round pick and a 2020 fourth-round selection to Miami in exchange for Tannehill and a 2019 sixth-rounder.

Over his seven seasons in Miami, he started 88 games, threw for 20,434 yards and 123 touchdowns, and rushed for 1,210 yards and six scores. When he left Miami, he ranked second in franchise history behind **Chad Pennington** in both career completion percentage (62.8) and career passer rating (87.0). He authored 13 game-winning drives for the Dolphins.

During the first four seasons of his career (2012-15), Tannehill's passing yardage total—15,460 yards—was the third highest mark in NFL history, behind only **Peyton Manning** and **Dan Marino**. Tannehill's two 4,000-yard passing seasons (2015 and 2014) were the only ones recorded by a Dolphins quarterback other than Marino (six times). The Dolphins reached the playoffs in 2016, breaking an eight-year postseason drought.

A native of Big Spring, Texas, Tannehill attended Texas A&M, where he earned honorable mention All-America honors as a senior. He played both quarterback and wide receiver, passing for 5,450 yards and 42 touchdowns and adding 112 receptions for 1,596 yards and 10 scores.

#### 2020 Notes:

➤ **At Denver (9/14)**, opened the season on Monday Night Football with a 97.9 passer rating after completing 29 of 43 passes for 249 yards with two touchdowns and no interceptions. He also rushed for 14 yards on three attempts. He registered his 17th career game-winning drive and his fourth as a member of the Titans. On the team's final drive, which ended with the go-ahead 25-yard field goal by Stephen Gostkowski, Tannehill completed five of seven attempts for 40 yards. His two touchdown passes included a one-yard pass to tight end MyCole Pruitt in the second quarter and a one-yard touchdown toss to tight end Jonnu Smith in the fourth quarter. He extended his streak to 11 consecutive regular season games with at least one touchdown pass and extended his streak to eight consecutive regular season games with at least two touchdown passes. His 43 passing attempts were his most in a game since Sept. 18, 2016 (45 vs. New England).

➤ **Against Jacksonville (9/20)**, registered his 100th career start in the regular season and recorded a 145.7 passer rating—the seventh best single-game passer rating in franchise history (minimum 20 attempts)—by completing 18 of 24 attempts for 239 yards with four touchdowns and

no interceptions. It was the best passer rating for the club since Marcus Mariota's 149.8 against Green Bay on Nov. 13, 2016. It was Tannehill's second-highest career passer rating in a game with a minimum of 20 attempts, topped only by his 155.3 against the Oakland Raiders on Sept. 23, 2018. He tied his career high with four touchdown passes, becoming the first Titans quarterback with four or more touchdown passes in a game since Mariota's 2016 performance against Green Bay. Tannehill's four touchdown passes against the Jaguars included a 13-yard pass to tight end Jonnu Smith and a nine-yard strike to wide receiver Corey Davis in the first quarter, a four-yard touchdown to Smith in the second quarter, and finally an 18-yard toss to wide receiver Adam Humphries in the third quarter. He registered his 18th career game with three or more touchdown passes and reached 150 career touchdown passes on his third touchdown pass of the day. He extended his career-best streak and set a franchise record with his ninth consecutive regular season game with at least two touchdown passes. Marcus Mariota established the previous team record with eight consecutive games in 2016 with two touchdown passes. He also extended his streak to 12 consecutive regular season games with at least one touchdown pass, the longest streak by a Titans quarterback since Steve McNair set the franchise record from 2001 to 2002 with 23 consecutive games with a touchdown pass. He posted his NFL-high 10th game with at least two touchdown passes and no interceptions since he stepped into the starting lineup for the Titans in Week 7 of 2019, including the regular season and postseason. Tannehill owns 27 such games in his career. He registered his 18th career game-winning drive and his fifth as a member of the Titans.

➤ **At Minnesota (9/27)**, completed 23 of 37 passes for 321 yards with one interception. He registered his 20th career 300-yard passing game and his first of 2020. He had three passes of more than 35 yards: a 44-yard completion to Kalif Raymond during the opening series, a 38-yard strike to Corey Davis in the third quarter and a 61-yard bomb to Raymond in the third quarter. He became the first NFL quarterback since Matt Ryan in 2015 with a game-winning drive in each of his team's first three games of a season, logging his 19th career game-winning drive and his sixth as a member of the Titans. He led the offense to eight total scoring drives, including five scoring drives in the second half.

➤ **Against Buffalo (10/13)**, completed 21 of 28 passes (75.0 percent) for 195 yards with three touchdowns and no interceptions. His passer rating of 129.3 was the ninth-best single-game mark of his career (minimum 20 attempts). He added 42 rushing yards, including a 10-yard rushing touchdown in the second quarter and a 23-yard run for a first down in the fourth quarter. He recorded the second game of his career with at least three passing touchdowns and at least one rushing touchdown, matching what he achieved as a member of the Miami Dolphins against the Denver Broncos on Nov. 23, 2014. His three touchdown passes included a 16-yard pass to A.J. Brown on his first attempt of the game, a four-yard touchdown pass to Jonnu Smith in the third quarter and a seven-yard toss to Smith in the fourth quarter.

➤ **Against Houston (10/18)**, completed 30 of 41 passes for 366 yards with four touchdowns and one interception for a passer rating of 122.6. His yardage total was the fifth-highest number of his career and his second-highest figure in a Titans uniform. His four touchdown passes tied a career high and included a seven-yard pass to tight end Anthony Firkser and a







six-yard strike to wide receiver A.J. Brown in the first quarter, a 22-yard touchdown to wide receiver Adam Humphries in the second quarter, and finally a seven-yard toss to Brown in the fourth quarter. He helped lead the Titans back from a late deficit with his second touchdown pass to A.J. Brown with four seconds remaining in the fourth quarter. The extra point tied the score at 36-36. During the game-tying two-minute drive, he completed eight of nine attempts for 76 yards. The Titans' overtime scoring drive registered as his 20th career game-winning drive and his seventh in a Titans uniform. It was his fourth game-winning drive of 2020. He completed his final 10 passes of the game in the fourth quarter and overtime. His 13 touchdown passes through five games tied for the second-highest total in franchise history through the first five games of a season, trailing only George Blanda, who holds the top spot for the franchise with 14 in 1962 and also had 13 in 1966. Tannehill's 364 passing yards ranked 11th for the franchise in its "Titans era" (since 1999). He registered his third career game with three touchdown passes in the first half. He was named FedEx Air Player of the Week for his performance.

➤ **Against Pittsburgh (10/25)**, completed 18 of 30 passes for 220 yards

**Tannehill's 2020 Game-by-Game Statistics:**

Date/Opp	W-L	G/S	Passing													Rushing				
			Att	Cmp	Pct	Yds	Yd/Att	TD	TD%	Int	Int%	Lg	Sack	Lost	Rate	Att	Yds	Avg	Lg	TD
9/14 at Den	W	QB	43	29	67.4	249	5.8	2	4.7	0	0.0	23	1	2	97.9	3	14	4.4	11	0
9/20 vs. Jax	W	QB	24	18	75.0	239	10.0	4	16.7	0	0.0	63	1	8	145.7	4	12	3.0	8	0
9/27 at Min	W	QB	37	23	62.2	321	8.7	0	0.0	1	2.7	61	1	11	78.8	4	9	2.3	10	0
10/13 vs. Buf	W	QB	28	21	75.0	195	7.0	3	10.7	0	0.0	20	0	0	129.3	4	42	10.5	23	1
10/18 vs. Hou	W	QB	41	30	73.2	366	8.9	4	9.8	1	2.4	53	2	26	122.6	0	0	-	-	0
10/25 vs. Pit	L	QB	30	18	60.0	220	7.3	2	6.7	0	0.0	73	2	10	104.9	2	5	2.5	4	0
11/1 at Cin	L	QB	30	18	60.0	233	7.8	2	6.7	1	3.3	27	1	10	92.8	2	20	10.0	15	0
11/8 vs. Chi	W	QB	21	10	47.6	158	7.5	2	9.5	0	0.0	40	3	22	104.9	3	3	1.0	5	0
11/12 vs. Ind	L	QB	27	15	55.6	147	5.4	1	3.7	0	0.0	21	1	10	83.4	2	9	4.5	5	0
11/22 at Bal	W	QB	31	22	71.0	259	8.4	2	6.5	1	3.2	50	2	16	104.1	4	35	8.8	21	0
11/29 at Ind	W	QB	22	13	59.1	221	10.0	1	4.5	0	0.0	69	1	1	108.3	2	3	1.5	2	1
12/6 vs. Cle																				
12/13 at Jax																				
12/19-20 vs. Det																				
12/27 at GB																				
1/3 at Hou																				

**Tannehill's Career Regular Season Statistics (2012-18 with Miami):**

Year	G	S	Passing													Rushing				
			Att	Cmp	Pct	Yds	Yd/Att	TD	TD%	Int	Int%	Lg	Sack	Lost	Rate	Att	Yds	Avg	Lg	TD
2012	16	16	484	282	58.3	3,294	6.8	12	2.5	13	2.7	80	35	234	76.1	49	211	4.3	31	2
2013	16	16	588	355	60.4	3,913	6.7	24	4.1	17	2.9	67	58	399	81.7	40	238	6.0	48	1
2014	16	16	590	392	66.4	4,045	6.9	27	4.6	12	2.0	50	46	337	92.8	56	311	5.6	40	1
2015	16	16	586	363	61.9	4,208	7.2	24	4.1	12	2.0	54	45	420	88.7	32	141	4.4	28	1
2016	13	13	389	261	67.1	2,995	7.7	19	4.9	12	3.1	74	29	216	93.5	39	164	4.2	18	1
2017	0	0																		
2018	11	11	274	176	64.2	1,979	7.2	17	6.2	9	3.3	75	35	279	92.7	32	145	4.5	20	0
2019	12	10	286	201	70.3	2,742	9.6	22	7.7	6	2.1	91	31	212	117.5	43	185	4.3	25	4
2020	10	10	312	204	65.4	2,387	7.7	22	7.1	4	1.3	73	14	111	106.6	28	149	5.3	23	1
<b>Totals</b>	<b>111</b>	<b>109</b>	<b>3,531</b>	<b>2,247</b>	<b>63.6</b>	<b>25,784</b>	<b>7.3</b>	<b>168</b>	<b>4.8</b>	<b>85</b>	<b>2.4</b>	<b>91</b>	<b>294</b>	<b>2,209</b>	<b>91.4</b>	<b>321</b>	<b>1,547</b>	<b>4.8</b>	<b>48</b>	<b>12</b>

**Tannehill's Career Postseason Statistics:**

Year	G	S	Passing													Rushing				
			Att	Cmp	Pct	Yds	Yd/Att	TD	TD%	Int	Int%	Lg	Sack	Lost	Rate	Att	Yds	Avg	Lg	TD
2016	0	0	0	0	-	0	-	0	-	0	-	-	0	0	-	0	0	-	-	0
2019	3	3	60	36	60.0	369	6.2	5	8.3	1	1.7	45	5	40	98.5	13	35	2.7	9	1
<b>Totals</b>	<b>3</b>	<b>3</b>	<b>60</b>	<b>36</b>	<b>60.0</b>	<b>369</b>	<b>6.2</b>	<b>5</b>	<b>8.3</b>	<b>1</b>	<b>1.7</b>	<b>45</b>	<b>5</b>	<b>40</b>	<b>98.5</b>	<b>13</b>	<b>35</b>	<b>2.7</b>	<b>9</b>	<b>1</b>

**Tannehill's Regular Season Single-Game Highs:**

- Attempts** - 58 at N.Y. Jets (11/29/15)
- Completions** - 35 vs. Minnesota (12/21/14)
- Passing Yards** - 431 at Arizona (9/30/12)
- Touchdown Passes** - 4 (Four times, last vs. Houston, 10/18/20)
- Long Completion** - 91t at Oakland (12/8/19)
- Completion Percentage** - 79.3 vs. L.A. Chargers (10/20/19)
- Passer Rating** - 155.3 vs. Oakland (9/23/18)
- Rushing Attempts** - 8 (Twice, last at N.Y. Jets 9/16/18)
- Rushing Yards** - 56 at Pittsburgh (12/8/13)
- Long Rush** - 48 at Pittsburgh (12/8/13)
- Rushing Touchdowns** - 2 vs. Jacksonville (11/24/19)

**Tannehill's Playoff Single-Game Highs:**

- Attempts** - 31 at Kansas City (1/19/20)
- Completions** - 21 at Kansas City (1/19/20)
- Passing Yards** - 209 at Kansas City (1/19/20)
- Touchdown Passes** - 2 (Twice, last at Kansas City, 1/19/20)
- Long Completion** - 45t at Baltimore (1/11/20)
- Completion Percentage** - 67.7 at Kansas City (1/19/20)
- Passer Rating** - 108.1 at Kansas City (1/19/20)
- Rushing Attempts** - 6 at Baltimore (1/11/20)
- Rushing Yards** - 13 at Baltimore (1/11/20)
- Long Rush** - 9 at Baltimore (1/11/20)
- Rushing Touchdowns** - 1 at Baltimore (1/11/20)



with two touchdowns and no interceptions for a passer rating of 104.9. His two touchdown passes included a five-yarder to Corey Davis in the second quarter and a 73-yarder to A.J. Brown in the third quarter. The latter tied for his fourth-longest career pass and his second-longest pass in a Titans uniform. It was his third consecutive game with multiple touchdown passes and his fifth such outing in six contests in 2020. He made his 16th regular season start with the Titans since first appearing in the starting lineup against the Los Angeles Chargers on Oct. 20, 2019. In that span of time, he was 327-of-473 passing (69.1 percent) for 4,188 yards, 37 touchdowns, seven interceptions and a NFL-best passer rating of 116.5. His 116.5 passer rating was the best in NFL history by a player in his first 16 starts with a team (starts only), topping the 111.8 passer rating by Kansas City's Patrick Mahomes in his first 16 starts from 2017-18. He reached 160 career touchdown passes against Pittsburgh.

➤ **At Cincinnati (11/1)**, completed 18 of 30 passes for 233 yards and two touchdowns with one interception for a passer rating of 92.8. He recorded his fourth consecutive game with at least two touchdown passes and his sixth two-touchdown performance in 2020. His touchdowns included a nine-yard pass to A.J. Brown and a 12-yarder to Corey Davis. He matched his career high with two touchdown passes in the fourth quarter, achieving the feat the feat for the second time as a Titans starter. He had four completions of more than 20 yards, including passes of 27, 24 and 23 yards to Corey Davis and 26 yards to Anthony Firkser. He added a pair of rushing first downs, including a 15-yard run on third-and-five.

➤ **Against Chicago (11/8)**, completed 10 of 21 passes for 158 yards and a pair of touchdowns for a passer rating of 104.9. He registered his fifth game of 2020 with a passer rating at or above 100.0. He reached the 25,000-yard career passing mark during the first quarter. In the first quarter, he found A.J. Brown for a 38-yard gain and found Brown again for a 40-yard touchdown in the second quarter. With a two-yard touchdown pass to Jonnu Smith, he notched his fifth consecutive game with at least two touchdown passes and his seventh two-touchdown performance in 2020. It was his 15th game passing for at least two touchdowns in 18 career starts with the Titans.

➤ **Against Indianapolis (11/12)**, completed 15 of 27 passes for 147 yards with one touchdown and no interceptions (83.4 passer rating). It was his 12th regular season performance in 19 total starts with the Titans in which he completed at least one touchdown pass without throwing an interception. He tossed a five-yard touchdown pass to D'Onta Foreman in the first quarter for his 20th touchdown of 2020, which ranked second in franchise history by a quarterback in the first nine games of a season. The only Titans/Oilers quarterback with more touchdown passes in the season's first nine games was George Blanda, who completed 21 in the Oilers' inaugural 1960 campaign. Tannehill joined Steve McNair (2003) as the only quarterbacks in franchise history to start each of the team's first nine games of a season and to have three or fewer interceptions in those games.

➤ **At Baltimore (11/22)**, completed 22 of 31 passes for 259 yards with two touchdowns and one interception in his 20th regular season start with the Titans. He was credited with his fifth game-winning drive of 2020 and his 21st career game-winning drive, completing all three of his passes for 36 total yards during the game-winning overtime series. He threw a one-yard touchdown pass to tight end Jonnu Smith in the first quarter and a 14-yard touchdown pass to wide receiver A.J. Brown in the fourth quarter to register his 17th performance in two seasons with the Titans with at least two touchdown passes. He completed a 50-yard pass to wide receiver Corey Davis in the third quarter to notch his fifth pass in 2020 of at least 50 yards and the 33rd such pass of his career. Tannehill also had a 22-yard completion to Davis and a 25-yard completion to A.J. Brown during a touchdown drive in the fourth quarter. He rushed for a two-point conversion late in the fourth quarter, registering his second career two-point conversion and his first since 2019. He added four rushing attempts for 35 yards, including a 21-yard run in the second quarter.

➤ **At Indianapolis (11/29)**, completed 13 of 22 passes for 221 yards and one touchdown. He completed a 69-yard touchdown pass to A.J. Brown in the first quarter, which tied for the ninth-longest pass of his career (eighth-longest touchdown pass). He rushed for a one-yard touchdown in the second quarter, recording his second touchdown run of the season and the 12th of his career. He registered his seventh career game (second in 2020) with at least one passing touchdown and at least one rushing touchdown. He converted a fourth-and-four and set up a touchdown on the next play with a 37-yard strike to Corey Davis in the second quarter.

## 2020 NFL PASSING LEADERS

Ryan Tannehill ranks among the 2020 NFL passing leaders in passing yards and passing touchdowns.

### Highest passer rating in 2020 (qualifiers only):

Player	Team	Passer Rating
1. Aaron Rodgers	Green Bay Packers	117.6
2. Patrick Mahomes	Kansas City Chiefs	115.5
3. Deshaun Watson	Houston Texans	112.5
4. Russell Wilson	Seattle Seahawks	111.5
5. Drew Brees	New Orleans Saints	110.0
6. <b>Ryan Tannehill</b>	<b>Tennessee Titans</b>	<b>106.7</b>
7. Derek Carr	Las Vegas Raiders	104.9
8. Kirk Cousins	Minnesota Vikings	104.5
9. Josh Allen	Buffalo Bills	102.3
10. Ben Roethlisberger	Pittsburgh Steelers	101.4

### Most touchdown passes in 2020:

Player	Team	TD Passes
1. Aaron Rodgers	Green Bay Packers	33
2. Russell Wilson	Seattle Seahawks	30
Patrick Mahomes	Kansas City Chiefs	30
4. Tom Brady	Tampa Bay Buccaneers	28
5. Deshaun Watson	Houston Texans	24
Ben Roethlisberger	Pittsburgh Steelers	24
7. <b>Ryan Tannehill</b>	<b>Tennessee Titans</b>	<b>23</b>
Justin Herbert	Los Angeles Chargers	23
Kirk Cousins	Minnesota Vikings	23
10. Josh Allen	Buffalo Bills	22

## A NEW START

Since **Ryan Tannehill's** first start with the Titans, which took place Oct. 20, 2019 against the Los Angeles Chargers, he has been one of the NFL's passing leaders in several categories. He ranks second in the NFL in that time period in passer rating.

### Highest passer rating since Ryan Tannehill became the Titans starter in Week 7 of 2019 (minimum 224 attempts):

Player	Att	Cmp	Pct	Yds	TD	Int	Rating
1. Drew Brees	628	465	74.0	4,767	43	5	114.9
2. <b>Ryan Tannehill</b>	<b>604</b>	<b>405</b>	<b>67.1</b>	<b>5,206</b>	<b>45</b>	<b>9</b>	<b>112.5</b>
3. Patrick Mahomes	677	463	68.4	5,424	42	6	109.4
4. Lamar Jackson	482	313	64.9	3,568	40	7	108.7
5. Aaron Rodgers	731	477	65.3	5,512	51	6	107.7
6. Kirk Cousins	609	417	68.5	4,997	40	14	105.6
7. Russell Wilson	689	460	66.8	5,392	47	15	104.0
8. Derek Carr	700	484	69.1	5,583	34	9	103.8
9. Deshaun Watson	657	443	67.4	5,409	38	14	103.0
10. Ben Roethlisberger	380	255	67.1	2,534	24	5	101.4





## 2019 NFL PASSING LEADERS

**Ryan Tannehill** led the NFL in 2019 with a 117.5 passer rating and a 9.6-yard passing average. He also placed third in completion percentage (70.3) and second in touchdown percentage (7.7).

Tannehill became the organization's only quarterback other than **Steve McNair** in 2003 to lead the NFL in passer rating. New Orleans' **Drew Brees** finished in second place behind Tannehill with a 116.3 passer rating.

### Highest passer rating in 2019 (qualifiers only):

Player	Team	Passer Rating
1. <b>Ryan Tannehill</b>	<b>Tennessee Titans</b>	<b>117.5</b>
2. Drew Brees	New Orleans Saints	116.3
3. Lamar Jackson	Baltimore Ravens	113.3
4. Kirk Cousins	Minnesota Vikings	107.4
5. Russell Wilson	Seattle Seahawks	106.3
6. Matthew Stafford	Detroit Lions	106.0
7. Patrick Mahomes	Kansas City Chiefs	105.3
8. Jimmy Garoppolo	San Francisco 49ers	102.0
9. Derek Carr	Oakland Raiders	100.8
10. Dak Prescott	Dallas Cowboys	99.7

### Highest completion percentage in 2019 (qualifiers only):

Player	Team	Comp. Pct.
1. Drew Brees	New Orleans Saints	74.3
2. Derek Carr	Oakland Raiders	70.4
3. <b>Ryan Tannehill</b>	<b>Tennessee Titans</b>	<b>70.3</b>
4. Kirk Cousins	Minnesota Vikings	69.1
Jimmy Garoppolo	San Francisco 49ers	69.1
6. Deshaun Watson	Houston Texans	67.3
7. Matt Ryan	Atlanta Falcons	66.2
8. Russell Wilson	Seattle Seahawks	66.1
Lamar Jackson	Baltimore Ravens	66.1
10. Philip Rivers	Los Angeles Chargers	66.0

### Highest passing average in 2019 (yards per attempt; qualifiers only):

Player	Team	Yards/Att.
1. <b>Ryan Tannehill</b>	<b>Tennessee Titans</b>	<b>9.6</b>
2. Matthew Stafford	Detroit Lions	8.6
3. Jimmy Garoppolo	San Francisco 49ers	8.4
4. Patrick Mahomes	Kansas City Chiefs	8.3
5. Dak Prescott	Dallas Cowboys	8.2
Jameis Winston	Tampa Bay Buccaneers	8.2
7. Kirk Cousins	Minnesota Vikings	8.1
8. Russell Wilson	Seattle Seahawks	8.0
9. Derek Carr	Oakland Raiders	7.9
Drew Brees	New Orleans Saints	7.9

### Highest touchdown percentage in 2019 (qualifiers only):

Player	Team	TD Pct.
1. Lamar Jackson	Baltimore Ravens	9.0
2. <b>Ryan Tannehill</b>	<b>Tennessee Titans</b>	<b>7.7</b>
3. Drew Brees	New Orleans Saints	7.1
4. Matthew Stafford	Detroit Lions	6.5
5. Russell Wilson	Seattle Seahawks	6.0
6. Kirk Cousins	Minnesota Vikings	5.9
7. Jimmy Garoppolo	San Francisco 49ers	5.7
8. Patrick Mahomes	Kansas City Chiefs	5.4
9. Jameis Winston	Tampa Bay Buccaneers	5.3
Deshaun Watson	Houston Texans	5.3

## SINGLE-SEASON FRANCHISE RECORDS

**Ryan Tannehill's** 2019 regular season totals included 2,742 yards, 22 touchdowns and six interceptions on 201-of-286 passing. His passer rating of 117.5 ranked first in the NFL.

Tannehill set three of the franchise's major single-season passing records. He established new benchmarks for passer rating, completion percentage (70.3) and passing average (9.6).

**Steve McNair** established the franchise's single-season record with a passer rating of 100.4 in 2003, his MVP season. **Marcus Mariota** set the completion percentage mark for the club in 2018, completing 68.9 percent of his passes. For passing average (yards per attempt), **George Blanda** held the team record since 1961, the franchise's second season, when he averaged 9.2 yards per pass.

### Single-season passer rating leaders, franchise history:

Player	Season	Rating
1. <b>Ryan Tannehill</b>	<b>2019</b>	<b>117.5</b>
2. Steve McNair	2003	100.4
3. Warren Moon	1990	96.8
4. Marcus Mariota	2016	95.6
5. Marcus Mariota	2018	92.3

### Single-season completion percentage leaders, franchise history:

Player	Season	Comp Pct
1. <b>Ryan Tannehill</b>	<b>2019</b>	<b>70.3</b>
2. Marcus Mariota	2018	68.9
3. Cody Carlson	1992	65.6
4. Warren Moon	1992	64.7
5. Ken Stabler	1980	64.1

### Single-season passing average leaders (yards per attempt), franchise history:

Player	Season	Yards/Att
1. <b>Ryan Tannehill</b>	<b>2019</b>	<b>9.6</b>
2. George Blanda	1961	9.2
3. Steve McNair	2003	8.0
Warren Moon	1990	8.0
5. Warren Moon	1988	7.9

## SEASON GAMES WITH A 130 RATING

**Ryan Tannehill** registered a total of six single-game passer ratings of 130 or greater in only 10 starts during the 2019 regular season. He tied Seattle's **Russell Wilson** with the most such performances in 2019 and also tied for the most by any NFL starting quarterback in any season since 1960. Green Bay's **Aaron Rodgers** (2011) and Dallas' **Tony Romo** (2014) are the only other quarterbacks to accomplish the feat.

In franchise history, former Oilers quarterback **Chris Chandler** previously had the most season games with a 130-plus passer rating, with four in 1995.

### Most starts by a quarterback with a passer rating of 130.0 or greater, 1960–2019:

Player	Season	Team	Games
1. <b>Ryan Tannehill</b>	<b>2019</b>	<b>Tennessee Titans</b>	<b>6</b>
Russell Wilson	2019	Seattle Seahawks	6
Tony Romo	2014	Dallas Cowboys	6
Aaron Rodgers	2011	Green Bay Packers	6
5. Lamar Jackson	2019	Baltimore Ravens	5
Kirk Cousins	2019	Minnesota Vikings	5
Matt Ryan	2016	Atlanta Falcons	5
Aaron Rodgers	2014	Green Bay Packers	5
Peyton Manning	2013	Denver Broncos	5
Steve Young	1993	San Francisco 49ers	5
Joe Montana	1989	San Francisco 49ers	5



## CONSECUTIVE GAMES WITH A 130 RATING

During the 2019 campaign, **Ryan Tannehill** produced a streak of four consecutive games with a passer rating greater than 130. The run included a 133.9 passer rating against the Kansas City Chiefs (Nov. 10), a 155.8 against the Jacksonville Jaguars (Nov. 24), a 131.2 at the Indianapolis Colts (Dec. 1) and a 140.4 at the Oakland Raiders (Dec. 8).

In franchise history, no quarterback prior to Tannehill had ever produced four consecutive starts with a passer rating of 100 or better (minimum 10 attempts per game). **Marcus Mariota** (2016) was the most recent of six Titans/Oilers signal callers to do so for three games before Tannehill.

**Most consecutive games in a single season with a 100 passer rating, franchise history (minimum 10 attempts each game):**

Player	Dates	Games
1. <b>Ryan Tannehill</b>	<b>Nov. 10–Dec. 8, 2019</b>	<b>4</b>
2. Marcus Mariota	Nov. 13–Nov. 27, 2016	3
Ryan Fitzpatrick	Nov. 10–Nov. 24, 2013	3
Steve McNair	Dec. 2–Dec. 16, 2001	3
Warren Moon	Oct. 22–Nov. 5, 1989	3
Dan Pastorini	Nov. 11–Nov. 22, 1979	3
George Blanda	Dec. 3–Dec. 17, 1961	3

Tannehill joined **Russell Wilson** (2015) and **John Hadl** (1973) as the only players in NFL history to register four consecutive games with a minimum of 10 pass attempts and a passer rating of at least 130.

**Most consecutive games in a single season with a 130 passer rating, NFL history (minimum 10 attempts each game):**

Player	Team	Dates	Games
1. <b>Ryan Tannehill</b>	<b>Tennessee</b>	<b>Nov. 10–Dec. 8, 2019</b>	<b>4</b>
Russell Wilson	Seattle	Nov. 22–Dec. 13, 2015	4
John Hadl	L.A. Rams	Sept. 16–Oct. 7, 1973	4
4. (several tied)			3

## SINGLE-SEASON NFL LEADERS

**Ryan Tannehill** established the fourth-highest single-season passer rating in NFL history in 2019. His 117.5 passer rating is surpassed in league annals by only **Aaron Rodgers'** 122.5 passer rating in 2011, **Peyton Manning's** 121.1 in 2004 and **Nick Foles'** 119.2 in 2013.

Meanwhile, his 9.6-yard passing average tied for eighth in NFL annals.

**NFL all-time single-season passer rating leaders (through 2019):**

Player	Team	Season	Rating
1. Aaron Rodgers	Green Bay Packers	2011	122.5
2. Peyton Manning	Indianapolis Colts	2004	121.1
3. Nick Foles	Philadelphia Eagles	2013	119.2
4. <b>Ryan Tannehill</b>	<b>Tennessee Titans</b>	<b>2019</b>	<b>117.5</b>
5. Tom Brady	New England Patriots	2007	117.2
6. Matt Ryan	Atlanta Falcons	2016	117.1
7. Drew Brees	New Orleans Saints	2019	116.3
8. Drew Brees	New Orleans Saints	2018	115.7
9. Peyton Manning	Denver Broncos	2013	115.1
10. Patrick Mahomes	Kansas City Chiefs	2018	113.8

**NFL all-time single-season passing average leaders (through 2019):**

Player	Team	Season	Yds/Att
1. Sid Luckman	Chicago Bears	1943	10.9
2. Otto Graham	Cleveland Browns	1953	10.6
3. Otto Graham	Cleveland Browns	1947	10.2
4. Norm Van Brocklin	Los Angeles Rams	1954	10.1
5. Ed Brown	Chicago Bears	1956	9.9
Kurt Warner	St. Louis Rams	2000	9.9
7. Otto Graham	Cleveland Browns	1949	9.8
8. Chris Chandler	Atlanta Falcons	1998	9.6
Ryan Fitzpatrick	Tampa Bay Buccaneers	2018	9.6
<b>Ryan Tannehill</b>	<b>Tennessee Titans</b>	<b>2019</b>	<b>9.6</b>



## LEADING VETERAN QBS ON NEW TEAMS

In 2019, **Ryan Tannehill** set a new standard for veteran quarterbacks in their first year with a new team. Tannehill, who was acquired in a trade after seven years with the Miami Dolphins, had a passer rating of 117.5. No quarterback has ever finished with a passer rating that high in his first season with a new team after playing at least one year with another team.

**Brett Favre** held the distinction until 2019. In 2009, Favre's 107.2 passer rating with the Minnesota Vikings became the best figure in league annals by a veteran in his first campaign with a new club.

**Highest passer rating in a veteran's first season with a new team:**

Player	Season	New Team	Former Team	Rating
1. <b>Ryan Tannehill</b>	<b>2019</b>	<b>Tennessee</b>	<b>Miami</b>	<b>117.5</b>
2. Brett Favre	2009	Minnesota	N.Y. Jets	107.2
3. Peyton Manning	2012	Denver	Indianapolis	105.8
4. Vinny Testaverde	1998	N.Y. Jets	Baltimore	101.6
5. Kirk Cousins	2018	Minnesota	Washington	99.7
6. Tyrod Taylor	2015	Buffalo	Baltimore	99.4
7. Sam Bradford	2016	Minnesota	Philadelphia	99.3
8. Len Dawson	1962	Dallas Texans	Cleveland	98.3
Case Keenum	2017	Minnesota	L.A. Rams	98.3
10. Brian Griese	2004	Tampa Bay	Miami	97.5

## RYAN TANNEHILL'S STARTING RECORD WHEN ...

Record When Tannehill	2020	Titans Totals 2019-20	Career Regular Season	Career Playoffs
Starts at quarterback	8-3	15-6	57-52	2-1
Starts vs. division opponents	3-1	6-2	19-21	0-0
Passes for 300 or more yards	2-0	4-1	10-11	0-0
Completes 1 or more TD passes	7-3	14-6	51-37	2-1
Completes 2 or more TD passes	6-2	13-4	40-16	1-1
Completes 3 or more TD passes	3-0	5-1	16-4	0-0
Starts and passes for no INTs	5-2	10-3	35-18	1-1
Completes 70.0% of his passes	4-0	8-0	27-5	0-0
Has a passer rating of 80.0+	7-3	14-6	51-26	1-1
Has a passer rating of 90.0+	7-2	14-4	46-12	1-1
Has a passer rating of 100.0+	6-1	13-2	31-6	1-1
Sacked 0 times	1-0	3-0	6-3	0-0
Rushes for 1 or more TDs	2-0	3-2	5-6	1-0
Rushes for 2 or more TDs	0-0	1-0	1-0	0-0
Rushes and Passes for 1 TD	2-0	3-2	4-3	1-0



## RYAN TANNEHILL'S GAME-WINNING DRIVES

In his NFL career, quarterback **Ryan Tannehill** has led 21 game-winning drives in the fourth quarter or overtime, including the regular season and postseason. That includes three games in 2019, his first season with the Titans: a 23-20 win against the Los Angeles Chargers in his first start with the team (10/20), a 27-23 victory against the Tampa Bay Buccaneers (10/27) and a 35-32 win against the Kansas City Chiefs (11/10). He has five such performances in 2020—at Denver (9/14), against Jacksonville (9/20), at Minnesota (9/27), against Houston (10/18) and at Baltimore (11/22).

Per the Elias Sports Bureau, a game-winning drive is defined as when a quarterback's team scores on an offensive possession to put the team ahead (whether tied or from behind) for good in the fourth quarter or overtime.

### Ryan Tannehill's game-winning drives:

Date/Opp.	Largest 4th Qtr Deficit/Tie	Score of Drive	Start of Drive	Drive Start	Tannehill's Drive Stats (Att-Cmp-Yds, TD, Rushing)	Drive Totals	Drive End	Game-Winning Scoring Play	Final Score
<b>Dolphins Career:</b>									
11/25/12 at Sea	14-21	21-21	1:32	4-3-51, 0 TD, 1 rush for 15 yds	7-65-1:32	0:00	D. Carpenter 43-yard FG	24-21	
9/22/13 vs. Atl	20-23	20-23	4:46	12-9-69, 1 TD, 0 rushes	13-75-4:08	0:38	Tannehill 1-yard pass to D. Sims	27-23	
12/8/13 at Pit	24-28	24-28	4:31	3-3-25, 1 TD, 0 rushes	4-80-1:38	2:53	Tannehill 12-yard pass to C. Clay	34-28	
12/15/13 vs. NE	17-20	17-20	4:07	8-6-66, 1 TD, 0 rushes	9-60-2:52	1:15	Tannehill 14-yard pass to M. Thigpen	24-20	
12/1/14 at NYJ	6-13	13-13	5:42	5-4-43, 0 TD, 0 rushes	9-57-3:45	1:57	C. Sturgis 26-yard FG	16-13	
11/15/15 at Phi	13-16	13-16	3:09 (3rd Q)	3-3-62, 1 TD, 0 rushes	7-87-3:14	14:55	Tannehill 4-yard pass to J. Landry	20-19	
1/3/16 vs. NE	10-10	10-10	9:50	4-4-77, 1 TD, 0 rushes	6-82-2:52	6:58	Tannehill 2-yard pass to J. Cameron	20-10	
9/25/16 vs. Cle	24-24	24-24	9:39 (OT)	1-1-32, 0 TD, 0 rushes	3-44-1:13	8:26	J. Ajayi 11-yard run	30-24	
10/23/16 vs. Buf	14-17	14-17	7:45	1-1-18, 0 TD, 0 rushes	6-64-3:49	3:56	D. Williams 12-yard run	28-25	
11/20/16 at LAR	0-10	7-10	2:11	5-5-53, 1 TD, 0 rushes	7-75-1:35	0:36	Tannehill 9-yard pass to D. Parker	14-10	
9/23/18 vs. Oak	14-17	14-17	8:06	0-0-0, 0 TD, 1 rush for 18 yds	2-70-0:48	7:18	A. Wilson end around 52-yard pass to J. Grant	28-20	
12/2/18 vs. Buf	14-17	14-17	12:00	3-3-25, 1 TD, 0 rushes	6-75-3:18	8:42	Tannehill 13-yard pass to K. Stillis	21-17	
12/9/18 vs. NE	28-33	28-33	0:07	1-1-69, 1 TD, 0 rushes	1-69-0:07	0:00	K. Drake 69-yard pass play by R. Tannehill	34-33	
<b>Titans Career:</b>									
10/20/19 vs. LAC	10-10	10-10	5:20 (3rd Q)	8-6-76, 1 TD, 1 rush for 2 yds	14-85-7:09	13:11	Tannehill 5-yard pass to T. Sharpe	23-20	
10/27/19 vs. TB	20-23	20-23	13:49	11-9-85, 1 TD, 0 rushes	12-90-6:54	6:55	Tannehill 8-yard pass to A. Brown	27-23	
11/10/19 vs. KC	20-29	27-32	1:21	3-2-43, 1 TD, 1 rush for 18 yds	4-61-0:58	14:37	Tannehill 23-yard pass to A. Humphries	35-32	
9/14/20 at Den	13-14	13-14	3:05	7-5-40, 0 TD, 0 rushes	12-83-2:48	0:17	Gostkowski 25-yard FG	16-14	
9/20/20 vs. Jax	30-30	30-30	3:29	2-4-10, 0 TD, 0 rushes	8-29-1:53	1:36	Gostkowski 49-yard FG	33-30	
9/27/20 at Min	25-30	28-30	3:42	4-5-34, 0 TD, 0 rushes	9-44-1:58	1:44	Gostkowski 55-yard FG	31-30	
10/18/20 vs. Hou	29-36	36-36	10:00 (OT)	2-2-55, 0 TD, 0 rushes	6-82-3:30	6:30	Henry 5-yard run	42-36	
11/22/20 at Bal	13-21	24-24	7:58 (OT)	3-3-36, 0 TD, 0 rushes	6-73-2:37	5:21	Henry 29-yard run	30-24	

## 2 TD PASSES W/ LESS THAN 2 INTS

To end the 2019 regular season, **Ryan Tannehill** completed multiple touchdown passes for seven consecutive games, one game shy of **Marcus Mariota's** 2016 franchise record of eight consecutive games with multiple touchdown passes.

However, Tannehill did establish a franchise benchmark in his final seven contests for most consecutive games with multiple touchdown passes and fewer than two interceptions. Over those seven games, he had two total interceptions—one each on Dec. 8 (at Oakland) and Dec. 15 (vs. Houston)—to go along with 19 touchdown passes and a 129.8 passer rating.

During Mariota's 2016 season, he registered the previous franchise-best streak of four straight games with at least two touchdown passes and fewer than two interceptions.

### Most consecutive games in a season in franchise history with multiple touchdown passes and fewer than two interceptions:

Player	Season	Consec. Games
1. <b>Ryan Tannehill</b>	2019	7
2. Marcus Mariota	2016	4
Warren Moon	1990	4
4. Marcus Mariota	2016	3
Steve McNair	2001	3
Don Trull	1968	3
George Blanda	1963	3

Tannehill's streak was the best in the NFL in 2019. **Drew Brees**, **Kirk Cousins** and **Jacoby Brissett** had runs of four consecutive games with multiple touchdown passes and fewer than two interceptions, tying for second.

### Most consecutive games in 2019 with multiple touchdown passes and fewer than two interceptions:

Player	Team	Consec. Games
1. <b>Ryan Tannehill</b>	Tennessee Titans	7
2. Drew Brees	New Orleans Saints	4
Kirk Cousins	Minnesota Vikings	4
Jacoby Brissett	Indianapolis Colts	4
5. (several tied)		3

## TEAM SINGLE-GAME PASSER RATING

On Sept. 20, 2020, **Ryan Tannehill** recorded a 145.7 passer rating against the Jacksonville Jaguars. It qualified as the seventh best single-game passer rating in franchise history (minimum 20 attempts). He completed 18 of 24 attempts for 239 yards with four touchdowns and no interceptions. It was Tannehill's second-highest career passer rating in a game with a minimum of 20 attempts, topped only by his 155.3 as a member of the Miami Dolphins against the Raiders on Sept. 23, 2018.

### Highest single-game passer ratings in franchise history (min. 20 attempts):

Player	Opp	Date	Att	Cmp	Yds	TD	Int	Rtg
1. Chris Chandler	at Cin	9/24/95	26	23	352	4	0	158.3
2. Marcus Mariota	GB	11/13/16	26	19	295	4	0	149.8
3. Marcus Mariota	Jax	10/27/16	22	18	270	2	0	148.1
4. Marcus Mariota	at Hou	11/26/18	23	22	303	2	0	147.7
5. Steve McNair	Hou	10/12/03	27	18	421	3	0	146.8
6. Warren Moon	at Cle	11/18/90	32	24	322	5	0	146.1
7. <b>Ryan Tannehill</b>	Jax	9/20/20	24	18	239	4	0	145.7
8. Warren Moon	Buf	11/26/90	22	16	300	2	0	145.1
9. Chris Chandler	Den	11/26/95	26	18	280	3	0	143.1
10. Warren Moon	Mia	10/1/89	23	19	254	2	0	141.7

## MOST TD PASSES IN A POSTSEASON

During the 2019 playoffs, **Ryan Tannehill** completed at least one touchdown pass in all three of the team's games and totaled five touchdown passes. Tannehill tied **Warren Moon's** 1991 franchise record for the most touchdown passes in a single postseason.

### Most touchdown passes in a single postseason, franchise history:

Player	Season	TD Passes
1. <b>Ryan Tannehill</b>	2019	5
Warren Moon	1991	5
3. Marcus Mariota	2017	4
Warren Moon	1992	4
Dan Pastorini	1978	4
6. Steve McNair	2002	3
George Blanda	1960	3

GAME PREVIEW

TEAM NOTES

PLAYER NOTES

MEDIA

STATISTICS

ROSTERS



## BAUGH, MONTANA & TANNEHILL

During the 2019 season, Titans quarterback **Ryan Tannehill** accomplished a statistical feat only reached previously by a pair of Pro Football Hall of Fame quarterbacks.

Tannehill's season statistics included a 70.3 completion percentage and an average of 9.6 yards per passing attempt.

In the history of the NFL, only two previous qualifying passers have enjoyed a season in which they completed at least 70.0 percent of their passes and averaged at least 9.0 yards per attempt: **Sammy Baugh** and **Joe Montana**.

Montana led the San Francisco 49ers to a Super Bowl XXIV title and won the NFL MVP award following a 1989 season in which he completed 70.2 percent of his passes (271 of 386) and averaged 9.1 yards per attempt (3,521 yards).

Baugh directed the Washington Redskins to the NFL Championship game in 1945, while completing 70.3 percent of his passes (128 of 182) and averaging 9.2 yards per attempt (1,669 yards).

**Players in NFL history with a completion rate of at least 70.0 percent and a passing average of at least 9.0 yards per attempt (qualifiers only):**

Player	Team	Year	Comp %	Yards/Att
Ryan Tannehill	Tennessee	2019	70.3	9.6
Joe Montana	San Francisco	1989	70.2	9.1
Sammy Baugh	Washington	1945	70.3	9.2

## MORE TITANS QUARTERBACKS

### 5 - QB LOGAN WOODSIDE

6-1, 213, 1st Year, Toledo

➤ Logan Woodside was re-signed by the Titans as a free agent on April 8, 2019 after spending three weeks on the Titans practice squad during the 2018 season.

➤ He spent the entire 2019 season on the Titans' practice squad/injured list.

➤ Prior to rejoining the Titans during the 2019 offseason, he had a stint with the Alliance of American Football League's San Antonio Commanders. In seven AAF games, he completed 116-of-201 passes for 1,385 yards and seven touchdowns.

➤ Woodside was originally selected by the Cincinnati Bengals in the seventh round (249th overall) of the 2018 NFL Draft.

➤ A native of Frankfort, Ky., he established program records at Toledo in passing yards (10,514), touchdowns (93), passing efficiency (162.87) and 300-yard games (17) during a four-year career. His 93 touchdown passes ranks fifth all-time in MAC history.

➤ As a senior for the Rockets in 2017, he led the MAC in completion percentage (64.2), passing efficiency (162.2), touchdowns (28), passing yards (3,882), yards per completion (14.7), and yards per attempt (9.45). He was named the MAC Offensive Player of the Year.

➤ Woodside attended Franklin County High School (Frankfort, Ky.) where he completed 138-of-212 passes for 2,951 yards and a school-record 41 touchdowns as a senior.

#### 2020 Notes:

➤ **Against Indianapolis (11/12)**, made his NFL debut late in the fourth quarter but did not attempt a pass.

➤ **At Baltimore (11/22)**, completed his first NFL pass, a seven-yard strike to Nick Westbrook-Ikhine on a fake punt in the second quarter. The play resulted in a first down and ultimately led to a field goal.



## TITANS RUNNING BACKS

No.	Name	Ht	Wt	Exp	College
41	Blasingame, Khari	6-0	233	2	Vanderbilt
32	Evans, Darrynton (IR)	5-10	203	R	Appalachian State
45	Foreman, D'Onta	6-1	236	3	Texas
22	Henry, Derrick	6-3	247	5	Alabama
28	McNichols, Jeremy	5-9	205	1	Boise State
20	Perry, Seniorise	6-0	210	6	Louisville

## #22 - RB DERRICK HENRY

6-3, 247, 5th Year, Alabama

[Click for complete bio](#)



Running back **Derrick Henry** is in his fifth NFL season in 2020. He was selected by the Titans with the 45th overall pick in the second round of the 2016 NFL Draft and received a multi-year contract extension in 2020.

In 2019, Henry was named to his first career Pro Bowl and added second-team Associated Press All-Pro honors after leading the NFL in rushing in 2019. In 15 games, he totaled 1,540 yards on 303 carries (5.1 avg.), joining **Billy Cannon** (AFL, 1961), **Earl Campbell** (1978-80) and **Chris Johnson** (2009) as the only running backs in franchise history to lead their respective leagues in rushing. Henry's single-season total ranked fourth in franchise annals behind Johnson's 2009 total (2,006) and Campbell's 1979 (1,697) and 1980 (1,934) performances. He was named the FedEx Ground Player of the Year.

With 16 rushing touchdowns in 2019, Henry tied for the NFL lead (**Aaron Jones**) and finished second in team history (19 by Campbell in 1979). Adding his two receiving touchdowns, his 18 total touchdowns were third in the NFL and tied for second in franchise annals (19 by Campbell in 1979; 18 by **Bill Groman** in 1961).

Henry's performance late in the 2019 season was instrumental in the team's run to the AFC championship game. Over the final six games of the regular season plus three playoff appearances, Henry registered seven 100-yard games. During a three-game stretch (Dec. 29 at Houston, Jan. 4 at New England and Jan. 11 at Baltimore), he became the first player in NFL history to rush for at least 180 yards in three consecutive regular season and/or postseason games.

Henry authored his first career 1,000-yard season in 2018 and the 28th 1,000-yard rushing season in franchise history, totaling 1,059 yards and 12 touchdowns on 215 carries—all then-career highs.



His 2018 rushing yardage ranked second in the AFC to **Joe Mixon's** 1,168 yards, and he finished seventh in the NFL. Henry's 12 rushing touchdowns tied **James Connor** for third place in the NFL behind **Todd Gurley** (17) and **Alvin Kamara** (14).

Henry was named AFC Offensive Player of the Month for December 2018. His 625 rushing yards in the month were the most by any NFL player in any month during the season.

Against the Jacksonville Jaguars on Dec. 6, 2018, Henry recorded one of the greatest single games in franchise history in front of a national television audience. He broke Johnson's single-game franchise record (228) with 238 rushing yards, including a 99-yard touchdown run. He joined **Tony Dorsett** as the only two players in NFL history to rush for a 99-yard score.

In 2017, Henry shared time in the Titans backfield with **DeMarco Murray**. Henry led the team with 744 rushing yards on 176 carries, and he added 11 receptions for 136 yards and a touchdown. His five rushing touchdowns tied for second on the club.

As a rookie in 2016, Henry played in 15 games with one start, splitting reps in the backfield with Murray. He carried the ball 110 times for 490 yards and five touchdowns and added 137 yards on 13 receptions. Henry became the third rookie for the franchise in the "Titans era" to score at least five touchdowns in a season, joining **Vince Young** (seven rushing touchdowns in 2006) and Johnson (nine rushing and one receiving in 2008).

The Heisman Trophy winner played three seasons (2013–2015) at the University of Alabama, where he set numerous school and SEC records while helping his team win a National Championship in 2015. He played in 39 games and totaled 602 carries for 3,591 yards and 42 rushing touchdowns and added 285 yards on 17 career receptions with three receiving scores. During Alabama's victory over Clemson in the 2016 College Football Playoff National Championship, he broke **Shaun Alexander's** record for most career rushing yards in Alabama history.

In his final collegiate season, Henry rushed for an Alabama and Southeastern Conference record 2,219 yards, which led the nation and ranked fifth in FBS history. He recorded 100-yard rushing games 10 times and had four 200-yard games during the season. His 28 rushing touchdowns were a national best and an SEC record, snapping **Tim Tebow** and **Tre Mason's** old mark of 23. In addition to the Heisman, he also won the Doak Walker Award, Walter Camp Award and Maxwell Award, among a multitude of other honors.

Henry is a native of Yulee, Fla.

#### 2020 Notes:

➤ **At Denver (9/14)**, rushed for 116 yards on 31 carries on Monday Night Football to notch his 14th career 100-yard rushing game (regular season and playoffs). He extended his streak to 10 consecutive regular season games with at least 80 scrimmage yards. His 31 rushing attempts made up the third-highest total of his career in the regular season.

➤ **Against Jacksonville (9/20)**, rushed for 84 yards on 25 carries and became the fifth player in franchise history to reach the 4,000-yard career rushing mark (4,033). He registered his third consecutive regular season game with at least 25 carries, dating back Dec. 29, 2019.

➤ **At Minnesota (9/27)**, rushed for 119 yards on 26 carries with two touchdowns, notching his 15th career 100-yard rushing game (regular season and playoffs). He became the fifth player in NFL history to have 25 or more rushing attempts in each of his team's first three games of a season, joining Buffalo's O.J. Simpson (1975), Dallas' Emmitt Smith (1994), Indianapolis' Edgerrin James (2002) and Houston's Arian Foster (2012). Henry passed Lorenzo White (4,079 career rushing yards) for fourth place on the franchise's all-time rushing list. He scored his first touchdown of the season on a one-yard plunge in the third quarter and added another one-yard touchdown run on the following series. He tallied his ninth career regular season game with at least two touchdown runs. It was his 11th career regular season game with at least two total touchdowns. He became the second player in franchise history to record 12 consecutive regular season games with at least 80 scrimmage yards, joining Chris Johnson (12 from 2009 to 2010) as the only Titans/Oilers to do so. Henry added 11 receiving yards on two catches to give him 130 total scrimmage yards, marking his 10th career regular season game with at least 130 scrimmage yards. He became the fourth player in franchise history to hit 40 career rushing touchdowns, joining Earl Campbell (73), Eddie George (64) and Chris Johnson (50).

➤ **Against Buffalo (10/13)**, rushed for 57 yards and two touchdowns on 19 attempts. It was his 10th career game with at least two rushing touchdowns. He registered a one-yard touchdown run in the second quarter and added a nine-yard score in the fourth quarter. He rushed for two touchdowns in consecutive games for the third time in his career.



➤ **Against Houston (10/18)**, totaled 22 carries for 212 yards and two touchdowns, recording his third career 200-yard rushing game. It was his second-highest rushing total for a single game (238). His 212 rushing yards were fifth in franchise history and put him in ownership of three of the top six single-game rushing performances in team annals. He scored the game-winning touchdown in overtime on a five-yard run out of the Wildcat formation, registering the second "walk-off" overtime touchdown run in franchise history and the first since Vince Young's 39-yard run to win in overtime at Houston on Dec. 10, 2006. Henry added 52 receiving yards, including a 53-yard reception—the third-longest catch of his career—in overtime, to give him 264 scrimmage yards. The scrimmage yardage total placed fourth in franchise history, and it was the most scrimmage yards by a Titans player in a game since Chris Johnson's 284 on Sept. 20, 2009. Henry's total of 264 scrimmage yards was the most by any NFL player since the New York Giants' Saquon Barkley had 279 at Washington on Dec. 22, 2019. Henry scored on a 94-yard touchdown run in the fourth quarter, tying Chris Johnson for the second-longest run in franchise history behind Henry's own 99-yard touchdown run (Dec. 6, 2018 vs. Jacksonville). Henry became the fifth NFL player to record two career rushing touchdowns of 90 or more yards, joining Bo Jackson, Ahman Green, Chris Johnson and Lamar Miller. Henry joined Miller (two 97-yard touchdown runs) as the only players to ever record multiple touchdown runs of at least 94 yards. With five 70-yard (or longer) career rushing touchdowns, Henry tied Barry Sanders (five) and O.J. Simpson (five) for the third-most in NFL history behind only Chris Johnson (seven) and Adrian Peterson (seven). Henry became the first player in NFL history to record a game with 200-plus rushing yards in three consecutive seasons. He previously accomplished the feat against Jacksonville on Dec. 6, 2018 (238) and at Houston on Dec. 29, 2019 (211). He became the NFL's 15th player since the 1970 AFL-NFL merger to record at least three career 200-yard rushing games and the first to reach the mark since Jay Ajayi had his third 200-yard rushing game in 2016. Henry joined Chris Johnson (Sept. 20, 2009 vs. Houston) as the only NFL players since 1975 with a rushing attempt of at least 90 yards and a reception of at least 50 yards in a game. He notched his 16th career 100-yard rushing game, including regular season and playoffs, and his third of 2020. He recorded his third consecutive game with at least two rushing touchdowns, joining Earl Campbell (1980) and Chris Johnson (2009) as the franchise's only players to do so. Henry joined Eddie George (1996–2003) as the franchise's only players to begin their careers with at least five rushing touchdowns in five consecutive seasons. He was named the AFC Offensive Player of the Week and the FedEx Ground Player of the Week for his performance.

➤ **Against Pittsburgh (10/25)**, totaled 20 rushing attempts for 75 yards and one touchdown. He scored on a one-yard plunge in the fourth quarter, reaching the end zone for the seventh time in 2020. It was his fourth consecutive game with at least one rushing touchdown. Reached 75 rushing yards for the fifth time in 2020 and for the 13th time in his last 15 games.

➤ **At Cincinnati (11/1)**, totaled 112 yards and one touchdown on 18 rushing attempts, notching his fourth 100-yard rushing game of 2020 and



his 17th career 100-yard rushing game (including regular season and playoff games). He scored his eighth rushing touchdown of the campaign on a three-yard run in the second quarter. On the scoring drive, he carried the ball seven times for 46 yards. It was his fifth consecutive game with at least one rushing touchdown. It marks the fifth such streak in franchise history, matching a feat he achieved in 2019 to tie Earl Campbell (1979) and DeMarco Murray (2016) for the second-longest streak in team annals.

➤ **Against Chicago (11/8)**, led the team with 21 rushing attempts for 68 yards, including a 26-yard run on a touchdown drive in the fourth quarter.

➤ **Against Indianapolis (11/12)**, totaled 103 yards on 19 rushing attempts and added a six-yard reception. He registered his fifth 100-yard rushing game of 2020 and his 18th career 100-yard rushing game (including regular season and playoffs).

➤ **At Baltimore (11/22)**, rushed for 133 yards and a touchdown on 28 attempts, registering his 19th career 100-yard rushing game (including regular season and playoffs) and his sixth 100-yard rushing game of 2020. He scored the game-winning touchdown in overtime on a 29-yard run. It was his second "walk-off" overtime touchdown run of the season and only the third touchdown of its kind in franchise history. He accomplished the feat earlier in the season on Oct. 18 against Houston on a five-yard run. The franchise's only other game-winning rushing touchdown in overtime came on Vince Young's 39-yard run at Houston on Dec. 10, 2006. Henry became the first player in NFL history to produce more than one overtime touchdown run in a season. He joined LaDainian Tomlinson as the NFL's only players with multiple career touchdown runs in overtime. Tomlinson had three during his career. Henry's 24-yard rushing attempt in the fourth quarter put him over the 1,000-yard mark for the third consecutive season and made him the fourth player in franchise history to record three consecutive 1,000-yard rushing seasons, along with Earl Campbell (1978–1981), Eddie George (1996–2000) and Chris Johnson (2008–2013). Henry's overtime touchdown improved his career total to 50 touchdowns (rushing and receiving), becoming the fifth player in franchise history to score at least 50 career touchdowns of any kind (Eddie George, Earl Campbell, Chris Johnson and Charlie Hennigan). Henry was named the FedEx Ground Player of the Week.

➤ **At Indianapolis (11/29)**, totaled 27 rushing attempts for 178 yards and three touchdowns. He hit the 100-yard mark on his 31-yard carry in the second quarter to notch his third consecutive 100-yard game. He registered his third career game with at least three rushing touchdowns with a 12-yard touchdown run in the first quarter and scoring runs of one yard and 11 yards in the second quarter. It was his 12th career game with two or more rushing touchdowns. He joined Earl Campbell (73), Eddie George (64) and Chris Johnson (50) as the only players in franchise history with 50 rushing touchdowns. On his second touchdown of the day, he passed Charlie Hennigan (51) for fourth place on the franchise's all-time touchdowns list (53) to trail only George (74), Campbell (73) and Johnson (58) on the franchise list. He went over the 5,000-yard career rushing mark on his 31-yard carry in the second quarter, becoming the fourth player in franchise history to reach the plateau, joining George (10,009), Campbell (8,574) and Johnson (7,965). In the first half alone, he totaled 17 rushing attempts for 140 yards and three touchdowns to surpass his previous first-half career high of 129 rushing yards against Jacksonville on Dec. 6, 2018. Henry became the third player in franchise history to rush for 1,200 yards and 10 touchdowns in at least two consecutive seasons, joining Campbell (1978–1981) and Johnson (2009–2010). He recorded his 20th consecutive game in the regular season and playoffs with at least 18 rushing attempts, the second-longest streak of its kind in the NFL since 1948. The only player with more consecutive 18-carry games in the regular season and postseason was Emmitt Smith, whose streak was 23 games with the Dallas Cowboys from 1995 to 1996. Henry extended his streak to eight consecutive regular season road games with at least 100 rushing yards. Going back to 1960, the streak is tied for the second-longest continuous stretch of its kind, trailing Barry Sanders' 10-game streak from 1996 to 1997 and tying Johnson's eight-game streak from 2009 to 2010. With 178 rushing yards and seven receiving yards (two receptions), his 185 scrimmage yards ranked fifth in his career. Additionally, Henry became the fourth player in NFL history with three games with at least 175 rushing yards and three rushing touchdowns in their first five seasons, joining Jim Brown (five games), LaDainian Tomlinson (three) and Adrian Peterson (three).

#### Henry's Career Regular Season Statistics:

Year	GP	GS	Att	Yds	Avg	Lg	TD	Rec	Yds	Avg	Lg	TD
2016	15	2	110	490	4.5	22	5	13	137	10.5	29	0
2017	16	2	176	744	4.2	75t	5	11	136	12.4	66t	1
2018	16	12	215	1,059	4.9	99t	12	15	99	6.6	21	0
2019	15	15	303	1,540	5.1	74t	16	18	206	11.4	75t	2
2020	11	11	256	1,257	4.9	94t	12	14	93	6.6	53	0
<b>Totals</b>	<b>73</b>	<b>42</b>	<b>1,060</b>	<b>5,090</b>	<b>4.8</b>	<b>99t</b>	<b>50</b>	<b>71</b>	<b>671</b>	<b>9.5</b>	<b>75t</b>	<b>3</b>

#### Henry's Career Postseason Statistics:

Year	GP	GS	Att	Yds	Avg	Lg	TD	Rec	Yds	Avg	Lg	TD
2017	2	2	35	184	5.3	35t	1	5	56	11.2	29	0
2019	3	3	83	446	5.4	66	2	5	21	4.2	22	0
<b>Totals</b>	<b>5</b>	<b>5</b>	<b>118</b>	<b>630</b>	<b>5.3</b>	<b>66</b>	<b>3</b>	<b>10</b>	<b>77</b>	<b>7.7</b>	<b>29</b>	<b>0</b>

#### Henry's Regular Season Single-Game Highs:

**Rushing Attempts** - 33 at N.Y. Giants (12/16/18)  
**Rushing Yards** - 238 vs. Jacksonville (12/6/18)  
**Long Rush** - 99t vs. Jacksonville (12/6/18)  
**Rushing Touchdowns** - 4 vs. Jacksonville (12/6/18)  
**Receptions** - 4 vs. Jacksonville (10/27/16)  
**Receiving Yards** - 75 at Cleveland (9/8/19)  
**Long Reception** - 75t at Cleveland (9/8/19)  
**Receiving Touchdowns** - 1 (Three times, last at Carolina, 11/3/19)

#### Henry's Playoff Single-Game Highs:

**Rushing Attempts** - 34 at New England (1/4/20)  
**Rushing Yards** - 195 at Baltimore (1/11/20)  
**Long Rush** - 66 at Baltimore (1/11/20)  
**Rushing Touchdowns** - 1 (Three times, last at Kansas City, 1/19/20)  
**Receptions** - 3 at New England (1/13/18)  
**Receiving Yards** - 35 at Kansas City (1/6/18)  
**Long Reception** - 29 at Kansas City (1/6/18)  
**Receiving Touchdowns** - (none)

## 2020 NFL RUSHING LEADERS

Titans running back **Derrick Henry** is currently in the lead for the NFL's 2020 rushing title.

#### NFL rushing leaders in 2020:

Player	Team	Rushing Yards
1. <b>Derrick Henry</b>	<b>Tennessee Titans</b>	<b>1,257</b>
2. Dalvin Cook	Minnesota Vikings	1,130
3. James Robinson	Jacksonville Jaguars	890
4. Ronald Jones	Tampa Bay Buccaneers	820
5. Josh Jacobs	Las Vegas Raiders	782
6. Nick Chubb	Cleveland Browns	719
7. Kenyan Drake	Arizona Cardinals	719
8. Ezekiel Elliott	Dallas Cowboys	707
9. Kareem Hunt	Cleveland Browns	706
10. Clyde Edwards-Helaire	Kansas City Chiefs	692



## 2019 NFL RUSHING LEADERS

Titans running back **Derrick Henry** claimed the NFL's 2019 rushing title with 1,540 yards on 303 carries (5.1 avg.). The next-closest finisher was Cleveland's **Nick Chubb**, who had 1,494 rushing yards.

Henry joined **Billy Cannon** (AFL, 1961), **Earl Campbell** (1978-80) and **Chris Johnson** (2009) as the only running backs in franchise history to lead their respective leagues in rushing.

### NFL rushing leaders in 2019:

Player	Team	Rushing Yards
1. <b>Derrick Henry</b>	<b>Tennessee Titans</b>	<b>1,540</b>
2. Nick Chubb	Cleveland Browns	1,494
3. Christian McCaffrey	Carolina Panthers	1,387
4. Ezekiel Elliott	Dallas Cowboys	1,357
5. Chris Carson	Seattle Seahawks	1,230
6. Lamar Jackson	Baltimore Ravens	1,206
7. Leonard Fournette	Jacksonville Jaguars	1,152
8. Josh Jacobs	Oakland Raiders	1,150
9. Joe Mixon	Cincinnati Bengals	1,137
10. Dalvin Cook	Minnesota Vikings	1,135

## SINGLE-SEASON FRANCHISE RUSHING LEADERS

**Derrick Henry** led the NFL with 1,540 yards on 303 rushing attempts in 2019 (5.1 avg.). In franchise history, his rushing yardage total ranks fourth for a single season. Only **Chris Johnson** (2,006 rushing yards in 2009) and **Earl Campbell** (1,934 in 1980; 1,697 in 1979) have rushed for more yards than Henry for the organization in a season.

### Most rushing yards in a season, franchise history:

Player	Season	Att	Yds	Avg	Long	TD
1. Chris Johnson	2009	358	2,006	5.6	91	14
2. Earl Campbell	1980	373	1,934	5.2	55	13
3. Earl Campbell	1979	368	1,697	4.6	61	19
4. <b>Derrick Henry</b>	<b>2019</b>	<b>303</b>	<b>1,540</b>	<b>5.1</b>	<b>74</b>	<b>16</b>
5. Eddie George	2000	403	1,509	3.7	35	14
6. Earl Campbell	1978	302	1,450	4.8	81	13
7. Eddie George	1997	357	1,399	3.9	30	6
8. Earl Campbell	1981	361	1,376	3.8	43	10
9. Eddie George	1996	335	1,368	4.1	76	8
10. Chris Johnson	2010	316	1,364	4.3	76	11

## FRANCHISE ALL-TIME RUSHING LEADERS

On Sept. 27, 2020, Titans running back **Derrick Henry** passed **Lorenzo White** (4,079 career rushing yards) for fourth place on the franchise's all-time rushing list. Henry trails only **Eddie George** (10,009), **Earl Campbell** (8,574) and **Chris Johnson** (7,965) on the list.

### Franchise all-time rushing leaders:

Player	Seasons	Rushing Yards
1. Eddie George	1996–2003	10,009
2. Earl Campbell	1978–1984	8,574
3. Chris Johnson	2008–2013	7,965
4. <b>Derrick Henry</b>	<b>2016–2020</b>	<b>5,090</b>
5. Lorenzo White	1988–1994	4,079
6. Hoyle Granger	1966–1970, 1972	3,514
7. Steve McNair (QB)	1995–2005	3,439
8. Mike Rozier	1985–1990	3,426
9. Charles Tolar	1960–1966	3,277
10. Ronnie Coleman	1974–1981	2,769



## 300 CARRIES/15 TOUCHDOWNS/5.0 AVG

**Derrick Henry** won the NFL's rushing title with 303 carries for 1,540 yards and 16 touchdowns in 2019.

He became the first player in franchise history and the ninth player in NFL history to produce a season with a minimum of 300 rushing attempts, a rushing average of at least 5.0 yards per carry and a minimum of 15 rushing touchdowns. The other players on the list are **O.J. Simpson** (1975), **Terrell Davis** (1998), **Priest Holmes** (2002), **Ahman Green** (2003), **Larry Johnson** (2005), **Shaun Alexander** (2005), **LaDainian Tomlinson** (2016) and **Ezekiel Elliott** (2016).

### Players in NFL history with a minimum of 300 rushing attempts, 15 rushing touchdowns and a 5.0 rushing average in a single season:

Player	Team	Season	Att	Yards	Avg	TD
<b>Derrick Henry</b>	<b>Tennessee</b>	<b>2019</b>	<b>303</b>	<b>1,540</b>	<b>5.1</b>	<b>16</b>
Ezekiel Elliott	Dallas	2016	322	1,631	5.1	15
LaDainian Tomlinson	San Diego	2006	348	1,815	5.2	28
Shaun Alexander	Seattle	2005	370	1,880	5.1	27
Larry Johnson	Kansas City	2005	336	1,750	5.2	20
Ahman Green	Green Bay	2003	355	1,883	5.3	15
Priest Holmes	Kansas City	2002	313	1,615	5.2	21
Terrell Davis	Denver	1998	392	2,008	5.1	21
O.J. Simpson	Buffalo	1975	329	1,817	5.5	16

## SINGLE-SEASON RUSHING TDS, TEAM HISTORY

**Derrick Henry's** 16 rushing touchdowns in 2019 gave him the second-highest single-season total in team history. Only **Earl Campbell**—with 19 rushing touchdowns in 1979—had more.

### Most rushing touchdowns in a season, franchise history:

Player	Season	Rushing TDs
1. Earl Campbell	1979	19
2. <b>Derrick Henry</b>	<b>2019</b>	<b>16</b>
3. LenDale White	2008	15
4. Eddie George	2000	14
Chris Johnson	2009	14
6. Earl Campbell	1978	13
Earl Campbell	1980	13
8. <b>Derrick Henry</b>	<b>2020</b>	<b>12</b>
<b>Derrick Henry</b>	<b>2018</b>	<b>12</b>
Earl Campbell	1983	12
Eddie George	2002	12



## 2019 TOUCHDOWN LEADERS

Titans running back **Derrick Henry** tied Green Bay's **Aaron Jones** for the NFL lead with 16 rushing touchdowns in 2019.

Additionally, Henry ranked third in the NFL with 18 total touchdowns behind Carolina's **Christian McCaffrey** and Jones, who each scored 19 total touchdowns.

### NFL leaders in rushing touchdowns in 2019:

Player	Team	Rushing TDs
1. <b>Derrick Henry</b>	<b>Tennessee Titans</b>	<b>16</b>
Aaron Jones	Green Bay Packers	16
3. Christian McCaffrey	Carolina Panthers	15
4. Dalvin Cook	Minnesota Vikings	13
5. Todd Gurley	Los Angeles Rams	12
Ezekiel Elliott	Dallas Cowboys	12
7. Mark Ingram	Baltimore Ravens	10
8. Josh Allen	Buffalo Bills	9
9. (five tied)		8

### NFL leaders in total touchdowns in 2019:

Player	Team	Total TDs
1. Christian McCaffrey	Carolina Panthers	19
Aaron Jones	Green Bay Packers	19
3. <b>Derrick Henry</b>	<b>Tennessee Titans</b>	<b>18</b>
4. Mark Ingram	Baltimore Ravens	15
5. Ezekiel Elliott	Dallas Cowboys	14
Todd Gurley	Los Angeles Rams	14
7. Dalvin Cook	Minnesota Vikings	13
8. Kenny Golladay	Detroit Lions	11
Austin Ekeler	Los Angeles Chargers	11
10. (three tied)		10

## ACTIVE RUSHING AVERAGE LEADERS BY RBs

In passing 750 career rushing attempts on Dec. 8, 2019, **Derrick Henry** reached the minimum number of carries to qualify for franchise and NFL career rushing average records.

Among all active NFL running backs, Henry is at the top in career rushing average.

**Best career rushing average (yards per carry) among all active NFL running backs (minimum 750 career attempts):**

Player	Rushing Average
1. <b>Derrick Henry</b>	<b>4.80</b>
2. Adrian Peterson	4.65
3. Ezekiel Elliott	4.53
4. LeSean McCoy	4.51
5. Alfred Morris	4.33
6. Frank Gore	4.30
7. Todd Gurley	4.20
8. Latavius Murray	4.19
9. Le'Veon Bell	4.14
Joe Mixon	4.14

## RUSHING YARDS SINCE WEEK 14 OF 2018

Since Dec. 6, 2018, when **Derrick Henry** set the franchise record with 238 rushing yards in a game, he has been the NFL's rushing leader. He has more rushing yards than any other player since that time.

### NFL rushing yards leaders since Week 14 of 2018:

Player	Rushing Yards
1. <b>Derrick Henry</b>	<b>3,382</b>
2. Dalvin Cook	2,568
3. Nick Chubb	2,515
4. Ezekiel Elliott	2,349
5. Lamar Jackson	2,072
6. Chris Carson	2,000
7. Joe Mixon	1,978
8. Josh Jacobs	1,932
9. Christian McCaffrey	1,847
10. Aaron Jones	1,794

## HENRY'S CAREER 100-YARD RUSHING GAMES

Date	Opp	W/L	No.	Yds.	Avg.	Lg	TD
12/6/18	Jacksonville	W	17	238	14.0	99t	4
10/18/20	Houston	W	22	212	9.6	94t	2
12/29/19	at Houston	W	32	211	6.6	53t	3
1/11/20	at Baltimore*	W	30	195	6.5	66	0
11/10/19	Kansas City	W	23	188	8.2	68t	2
1/4/20	at New England*	W	34	182	5.4	29	1
11/29/20	at Indianapolis	W	27	178	6.6	31	3
12/16/18	at N.Y. Giants	W	33	170	5.2	22	2
11/24/19	Jacksonville	W	19	159	8.4	74t	2
1/6/18	at Kansas City*	W	23	156	6.8	35t	1
12/1/19	at Indianapolis	W	26	149	5.7	34	1
11/22/20	at Baltimore	W	28	133	4.8	29t	1
10/16/17	Indianapolis	W	19	131	6.9	72t	1
9/27/20	at Minnesota	W	26	119	4.6	16	2
9/14/20	at Denver	W	31	116	3.7	13	0
11/1/20	at Cincinnati	L	18	112	6.2	21	1
12/3/17	Houston	W	11	109	9.9	75t	1
11/12/20	Indianapolis	L	19	103	5.4	20	0
12/8/19	at Oakland	W	18	103	5.7	24	2
9/29/19	at Atlanta	W	27	100	3.7	16	0

\* Playoffs

## 65+ YARD SCRIMMAGE TOUCHDOWNS

Since the beginning of the 2017 campaign, **Derrick Henry** has scored eight total touchdowns—six rushing and two receiving—that have gone for 65 yards or more. He leads the NFL in that time period.

### Most scrimmage touchdowns of 65-plus yards, 2017-20:

Player	65+ Yard Scrimmage Touchdowns
1. <b>Derrick Henry</b>	<b>8</b>
2. Tyreek Hill	6
3. <b>A.J. Brown</b>	<b>4</b>
Robby Anderson	4
Saquon Barkley	4
Kenyan Drake	4
JuJu Smith-Schuster	4
8. Amari Cooper	3
Kareem Hunt	3
Christian Kirk	3
Terry McLaurin	3
Tyrell Williams	3

### Derrick Henry's career scrimmage touchdowns of 65-plus yards:

Date	Opponent	Rush/Rec	Yards
Dec. 6, 2018	Jacksonville	Rushing	99
Oct. 18, 2020	Houston	Rushing	94
Sept. 9, 2019	at Cleveland	Receiving	75
Dec. 3, 2017	Houston	Rushing	75
Nov. 24, 2019	Jacksonville	Rushing	74
Oct. 16, 2017	Indianapolis	Rushing	72
Nov. 10, 2019	Kansas City	Rushing	68
Dec. 31, 2017	Jacksonville	Receiving	66

## RUSHING TDS OF 50+ YARDS

Since he entered the NFL as a second-round draft pick in 2016, **Derrick Henry** has had a league-high eight touchdown runs of at least 50 yards, including three such runs in 2019 and one in 2020.

**Chris Johnson** (11) and **DeMarco Murray** (two) are the only other Tennessee players in the "Titans era" (1999–present) with more than one total rushing touchdown of at least 50 yards.

### Most rushing touchdowns of 50 yards or more from 2016–2020:

Player	Rushing TDs
1. <b>Derrick Henry</b>	8
2. Saquon Barkley	6
3. Kenyan Drake	4
4. Nick Chubb	3
Isaiah Crowell	3
Christian McCaffrey	3
7. (several tied)	2

## RUSHING IN THE FOURTH QUARTER

Since 2017, running back **Derrick Henry** has accumulated more rushing yards in the fourth quarter than any other NFL running back.

In 2019, 328 of Henry's 1,540 rushing yards came in the fourth quarter, which ranked third in the NFL.

In 2017, Henry accumulated 390 of his 744 rushing yards in the fourth quarter. The only player with more rushing yards in the fourth quarter that season was Kansas City's league-leading rusher, **Kareem Hunt**.

### Most fourth-quarter rushing yards from 2017–2020:

Player	Att	Yds	Avg	Lg	TD
1. <b>Derrick Henry</b>	262	1,387	5.3	94	11
2. Kareem Hunt	219	1,009	4.6	69	8
3. Ezekiel Elliott	233	1,001	4.3	27	10
4. Todd Gurley	230	992	4.3	36	12
5. Nick Chubb	134	920	6.9	88	9
6. Kenyan Drake	160	806	5.0	69	8
7. Alvin Kamara	164	756	4.6	49	9
8. Leonard Fournette	155	754	4.9	90	5
9. Joe Mixon	185	746	4.0	51	7
10. Melvin Gordon	168	736	4.4	43	4

## FIVE CONSEC. TEAM GAMES WITH RUSHING TD

**Derrick Henry** recorded a streak in 2020 of at least one rushing touchdown in five consecutive team games. It was his second such streak in as many seasons and tied for the longest such streak in franchise history. **DeMarco Murray** (2016) and **Earl Campbell** (twice—1979 and 1983) are the only other franchise players with five consecutive team games with a rushing touchdown.

### Most consecutive team games with a rushing touchdown, franchise history:

Player	Season	Consec. Team Games with a Rushing TD
1. <b>Derrick Henry</b>	2020	5
<b>Derrick Henry</b>	2019	5
DeMarco Murray	2016	5
Earl Campbell	1983	5
Earl Campbell	1979	5
6. <b>Derrick Henry</b>	2018	4
LenDale White	2008	4
Eddie George	2000	4
Gary Brown	1993	4
Alonzo Highsmith	1989	4
Earl Campbell	1981	4
Earl Campbell	1979	4

## 3 CONSEC. GAMES W/ 200 SCRIMMAGE YDS

From the final week of the 2019 regular season (Dec. 29 at Houston) through the Titans' first two playoff games (Jan. 4 at New England and Jan. 11 at Baltimore), **Derrick Henry** became the **first player in NFL history to rush for at least 180 yards in three consecutive regular season or postseason games**.

He also became only the third player since the 1970 NFL-AFL merger to have 200 scrimmage yards in three consecutive games. The other two players to accomplish the feat were Chicago Bears running back **Walter Payton** (1977) and Pittsburgh Steelers running back **Le'Veon Bell** (2014).

During the 2019 regular season and playoffs, Henry and Carolina Panthers running back **Christian McCaffrey** (two) were the only two players with multiple 200-yard scrimmage games. Together they accounted for five of the 14 such individual performances.

### Most consecutive games with at least 200 scrimmage yards in the regular season and/or postseason, 1970–present:

Player	Team	Dates	Games
1. <b>Derrick Henry</b>	Tennessee	Dec. 29, 2019–Jan. 11, 2020	3
Le'Veon Bell	Pittsburgh	Nov. 17–Dec. 7, 2014	3
Walter Payton	Chicago	Nov. 13–Nov. 24, 1977	3
4. (several tied)			2

## RUSHING YARDS IN A TITANS PLAYOFF GAME

On Jan. 4, 2020, **Derrick Henry** rushed for 182 yards and one touchdown on 34 attempts in a wild card playoff victory at New England. In doing so, he set a new franchise single-game postseason record for rushing yards in a game, surpassing **Eddie George's** 162 yards at Indianapolis on Jan. 16, 2000.

One week later, on Jan. 11, 2020, Henry broke his own record, going for 195 rushing yards on 30 carries at Baltimore.

Henry now owns two of the top three rushing games in franchise postseason history.

### Most single-game rushing yards in franchise postseason history:

Player	Date	Opp	Att	Yds	Avg	TD
1. <b>Derrick Henry</b>	1/11/20	at Bal	30	195	6.5	0
2. <b>Derrick Henry</b>	1/4/20	at NE	34	182	5.4	1
3. Eddie George	1/16/00	at Ind	26	162	6.2	1
4. <b>Derrick Henry</b>	1/6/18	at KC	23	156	6.8	1
5. Earl Campbell	12/31/78	at NE	27	118	4.4	1
6. Eddie George	1/8/00	Buf	29	106	3.7	0
7. Eddie George	1/30/00	StL (SB)	28	95	3.4	2

## SCRIMMAGE YARDS IN A TITANS PLAYOFF GAME

**Derrick Henry's** 182 rushing yards and 22 receiving yards in the team's wild card playoff victory at New England on Jan. 4, 2020 gave him a franchise-record 204 scrimmage yards.

Henry broke his own record of 191 scrimmage yards in a wild card playoff contest at Kansas City on Jan. 6, 2018 (156 rushing, 35 receiving).

On Jan. 11, 2020, one week after establishing the current record, Henry had 202 scrimmage yards (195 rushing, seven receiving) at Baltimore, giving him the three biggest scrimmage yards totals in franchise postseason history.

Prior to Henry, the organization record stood for 57 years. It was set on Jan. 1, 1961, when **Billy Cannon** had 178 scrimmage yards against the Los Angeles Chargers.

### Most single-game scrimmage yards in franchise postseason history:

Player	Date	Opp	Rush Yards	Rec Yards	Scrim Yards
1. <b>Derrick Henry</b>	1/4/20	at NE	182	22	204
2. <b>Derrick Henry</b>	1/11/20	at Bal	195	7	202
3. <b>Derrick Henry</b>	1/6/18	at KC	156	35	191
4. Billy Cannon	1/1/61	LAC	50	128	178
5. Eddie George	1/16/00	at Ind	162	14	176
6. Eddie George	1/7/01	Bal	91	52	143
7. Ernest Givins	12/31/89	at Pit	0	136	136



## RUSHING YARDS IN A SINGLE POSTSEASON

**Derrick Henry** accumulated 446 rushing yards during the 2019 playoffs. He had 182 yards on 34 carries in the wild card round at New England, followed by 195 yards on 30 attempts in the divisional round at Baltimore. In the AFC championship game, he had 69 yards on 19 rushing attempts.

Henry's average of 148.7 rushing yards per game ranked fourth in NFL history for players with at least two games played. Only a trio of Pro Football Hall of Fame members—Denver Broncos running back **Terrell Davis** (156.0 in 1998), Los Angeles Raiders running back **Marcus Allen** (155.3 in 1983) and Washington Redskins running back **John Riggins** (152.5 in 1982) have averaged more rushing yards in a single postseason than Henry.

In Titans/Oilers history, **Eddie George** established the previous record for average rushing yards in a single postseason during the 1999 playoffs. In four games, George carried the ball 108 times for 449 yards, or an average of 112.3 yards per contest.

**Most rushing yards per game in a single NFL postseason (minimum two games):**

Player	Team	Season	Games	Rush Yards	Per Game
1. Terrell Davis	Denver	1998	3	468	156.0
2. Marcus Allen	L.A. Raiders	1983	3	466	155.3
3. John Riggins	Washington	1982	4	610	152.5
<b>4. Derrick Henry</b>	<b>Tennessee</b>	<b>2019</b>	<b>3</b>	<b>446</b>	<b>148.7</b>
5. Eric Dickerson	L.A. Rams	1985	2	294	147.0
6. Terrell Davis	Denver	1997	4	581	145.3
7. Arian Foster	Houston	2011	2	285	142.5
8. Thurman Thomas	Buffalo	1990	3	390	130.0
9. Brian Westbrook	Philadelphia	2006	2	257	128.5
10. Fred Taylor	Jacksonville	1998	2	248	124.0

George's 449 yards during the team's run to Super Bowl XXXIV also established the franchise benchmark for most total rushing yards in a single postseason. Henry came within three yards of the mark in one fewer game.

**Most rushing yards in a single postseason, franchise history:**

Player	Season	Games	Rush Yards
1. Eddie George	1999	4	449
<b>2. Derrick Henry</b>	<b>2019</b>	<b>3</b>	<b>446</b>
3. Earl Campbell	1978	3	264
4. Steve McNair	1999	4	209
5. Derrick Henry	2017	2	184

Henry's 2019 playoff rushing yardage total ranked sixth in NFL history. It was the most by any NFL player since George's 1999 postseason.

**Most total rushing yards in a single NFL postseason:**

Player	Team	Season	Games	Rush Yards
1. John Riggins	Washington	1982	4	610
2. Terrell Davis	Denver	1997	4	581
3. Terrell Davis	Denver	1998	3	468
4. Marcus Allen	L.A. Raiders	1983	3	466
5. Eddie George	Tennessee	1999	4	449
<b>6. Derrick Henry</b>	<b>Tennessee</b>	<b>2019</b>	<b>3</b>	<b>446</b>
7. Thurman Thomas	Buffalo	1990	3	390
8. Natrone Means	Jacksonville	1996	3	358
9. Le'Veon Bell	Pittsburgh	2016	3	357
10. Freeman McNeil	N.Y. Jets	1982	3	349



## FRANCHISE PLAYOFF RUSHING LEADERS

By improving his career playoff totals to 630 rushing yards on 118 attempts, **Derrick Henry** vaulted up the franchise's all-time postseason rushing list in 2019.

On Jan. 11, 2020, he passed **Earl Campbell** (420 career postseason rushing yards) for second place on the list, and he now trails only **Eddie George** (776).

**Franchise career postseason rushing leaders:**

Player	Games	Att	Yards	Avg	TD
1. Eddie George	9	206	776	3.8	5
<b>2. Derrick Henry</b>	<b>5</b>	<b>118</b>	<b>630</b>	<b>5.3</b>	<b>3</b>
3. Earl Campbell	6	135	420	3.1	4
4. Steve McNair	9	54	349	6.5	6
5. Lorenzo White	7	76	264	3.5	1

## 2018-20 RUSHING TOUCHDOWN LEADERS

Since **Derrick Henry** became the team's primary ball carrier in 2018, his 40 rushing touchdowns are the most in the NFL.

**NFL leaders in rushing touchdowns from 2018 to 2020:**

Player	Rushing Touchdowns
<b>1. Derrick Henry</b>	<b>40</b>
2. Todd Gurley	38
3. Aaron Jones	30
4. Dalvin Cook	28
5. Christian McCaffrey	27
Alvin Kamara	27
7. Melvin Gordon	24
8. Ezekiel Elliott	23
Josh Allen	23
10. Nick Chubb	22

## 2018 NFL RUSHING LEADERS

**Derrick Henry** recorded 215 carries in 2018 for 1,059 yards. He ranked second in the AFC in rushing yardage behind Cincinnati's **Joe Mixon** (1,168) and ranked seventh overall in the NFL.

**NFL rushing leaders in 2018 (rushing yards):**

Player	Team	Rushing Yards
1. Ezekiel Elliott	Dallas Cowboys	1,434
2. Saquon Barkley	New York Giants	1,307
3. Todd Gurley	Los Angeles Rams	1,251
4. Joe Mixon	Cincinnati Bengals	1,168
5. Chris Carson	Seattle Seahawks	1,151
6. Christian McCaffrey	Carolina Panthers	1,098
<b>7. Derrick Henry</b>	<b>Tennessee Titans</b>	<b>1,059</b>
8. Adrian Peterson	Washington Redskins	1,042
9. Phillip Lindsay	Denver Broncos	1,037
10. Nick Chubb	Cleveland Browns	996

## 2018 RUSHING TOUCHDOWN LEADERS

**Derrick Henry's** scored a career-high 12 rushing touchdowns in 2018. He tied for the third-highest rushing touchdown total in the NFL.

Henry became the first Titans player with 12 rushing touchdowns in a season since **Chris Johnson** had 14 rushing touchdowns in 2009.

### Most rushing touchdowns in 2018:

Player	Team	Rushing TDs
1. Todd Gurley	Los Angeles Rams	17
2. Alvin Kamara	New Orleans Saints	14
3. <b>Derrick Henry</b>	<b>Tennessee Titans</b>	<b>12</b>
4. James Conner	Pittsburgh Steelers	12
5. Saquon Barkley	New York Giants	11
6. Melvin Gordon	Los Angeles Chargers	10
7. Phillip Lindsay	Denver Broncos	9
8. Chris Carson	Seattle Seahawks	9
9. Marlon Mack	Indianapolis Colts	9
10. Jordan Howard	Chicago Bears	9

## DECEMBER TO REMEMBER

In five games in the month of December 2018, **Derrick Henry's** rushing totals included 97 carries for 625 yards and eight touchdowns. His 625 yards were the most by any NFL player in any calendar month in 2018.

Additionally, Henry authored one of only four calendar months for the franchise since 1970 in which a player rushed for at least 600 yards. **Chris Johnson** (800 rushing yards in November 2009) and **Earl Campbell** (633 in October 1980; 662 in November 1980) were the organization's only other players to accomplish the feat in that timespan.

Henry's December rushing totals included 40 yards against the New York Jets (Dec. 2), a franchise-record 238 yards against the Jacksonville Jaguars (Dec. 6), 170 yards at the New York Giants (Dec. 16), 84 yards against the Washington Redskins (Dec. 22) and 93 yards against the Indianapolis Colts (Dec. 30).

For his efforts, Henry was named AFC Offensive Player of the Month.

### Titans/Oilers with 500 rushing yards in any calendar month from 1970-2019 (includes playoffs):

Player	Season	Month	Rushing Yards
1. Chris Johnson	2009	November	800
2. Earl Campbell	1980	November	662
3. Earl Campbell	1980	October	633
4. <b>Derrick Henry</b>	<b>2018</b>	<b>December</b>	<b>625</b>
5. Earl Campbell	1979	September	569
6. <b>Derrick Henry</b>	<b>2019</b>	<b>December</b>	<b>549</b>
7. Eddie George	2000	October	548
8. Earl Campbell	1979	November	534
9. DeMarco Murray	2016	October	511
10. Earl Campbell	1981	October	510

## RUSHING YARDS IN A TWO-GAME SPAN

Following a franchise-record 238 rushing yards against the Jacksonville Jaguars on Dec. 6, 2018, **Derrick Henry** then totaled 170 rushing yards at the New York Giants on Dec. 16 to give him a franchise record of 408 rushing yards in a two-game span.

The previous record of 405 rushing yards in two games was set by **Earl Campbell** in 1980, when Campbell posted 203 yards against Tampa Bay (Oct. 19) and 202 yards against Cincinnati (Oct. 26).

### Most total rushing yards in two consecutive games, franchise history:

Player	Game 1	Yds	Game 2	Yds	Total
<b>Derrick Henry</b>	<b>12/6/18 vs. Jax</b>	<b>238</b>	<b>12/16/18 at NYG</b>	<b>170</b>	<b>408</b>
Earl Campbell	10/19/80 vs. TB	203	10/26/80 vs. Cin	202	405

## RECORD-SETTING NIGHT

On Dec. 6, 2018, **Derrick Henry** had one of the most memorable rushing performances in NFL history on Thursday Night Football. He rushed for a team-record 238 yards and four touchdowns (tied), including a 99-yard touchdown run.

[WATCH: Highlights from Derrick Henry's performance on 12/6/18](#)

Henry's 238 rushing yards set a new franchise record, breaking **Chris Johnson's** mark of 228 yards against the Jaguars on Nov. 1, 2009. It was the highest single-game rushing total in the NFL in 2018 and the league's highest total since **Doug Martin's** 251 rushing yards for the Tampa Bay Buccaneers against the Oakland Raiders on Nov. 4, 2012.

### Most rushing yards in a game, franchise history:

Player	Date	Opponent	Rushing Yards
1. <b>Derrick Henry</b>	<b>12/6/18</b>	<b>Jacksonville</b>	<b>238</b>
2. Chris Johnson	11/1/09	Jacksonville	228
3. Eddie George	8/31/97	Oakland	216
Billy Cannon	12/10/61	at New York	216
5. <b>Derrick Henry</b>	<b>10/18/20</b>	<b>Houston</b>	<b>212</b>
6. <b>Derrick Henry</b>	<b>12/29/19</b>	<b>at Houston</b>	<b>211</b>
7. Earl Campbell	11/16/80	at Chicago	203
Earl Campbell	10/19/80	Tampa Bay	203
9. Earl Campbell	10/26/80	Cincinnati	202
10. Eddie George	12/9/99	Oakland	199
Earl Campbell	11/20/78	Miami	199

In the second quarter, Henry took a handoff from **Marcus Mariota** inside his own one-yard line and raced 99 yards for a touchdown. It was the second 99-yard run in NFL history, tying **Tony Dorsett's** record-setting touchdown run for the Dallas Cowboys against the Minnesota Vikings on Jan. 3, 1983. It was also the team record, topping Johnson's 94-yard touchdown run against the New York Jets on Dec. 17, 2012. The only other runs in franchise history of at least 90 yards were Johnson's 91-yard rush against the Houston Texans on Sept. 20, 2009 and a 91-yarder by Sid Blanks against the Jets on Dec. 13, 1964.

Henry's 99-yard touchdown run tied for the longest scrimmage play in NFL history. It was the 15th such play, including his and Dorsett's runs and 13 passing plays. The last 99-yard scrimmage play before Henry's was New York Giants wide receiver **Victor Cruz's** 99-yard reception from **Eli Manning** against the New York Jets on Dec. 24, 2011.

### Longest runs from scrimmage in NFL history:

Player	Team	Date	Opponent	Rushing Yards
1. <b>Derrick Henry</b>	<b>Tennessee</b>	<b>12/6/18</b>	<b>Jacksonville</b>	<b>99t</b>
Tony Dorsett	Dallas	1/3/83	Minnesota	99t
3. Ahman Green	Green Bay	12/28/03	Denver	98t
4. Lamar Miller	Houston	11/26/18	Tennessee	97t
Lamar Miller	Miami	12/28/14	N.Y. Jets	97t
Andy Uram	Green Bay	10/8/39	Chi. Cardinals	97t
Bob Gage	Pittsburgh	12/4/49	Chi. Bears	97t

Henry scored on a three-yard run in the first quarter, a 99-yard run in the second quarter, a 16-yard run in the third quarter, and finally a 54-yard run in the third quarter. He tied the franchise record and became the third player in franchise history to rush for four touchdowns in a game, joining Earl Campbell (against Miami on Nov. 20, 1978) and Lorenzo White (against Cleveland on Dec. 9, 1990).

The only franchise player with more overall touchdowns in a game than Henry was Oilers running back **Billy Cannon**, who had five total touchdowns (three rushing, two receiving) at the New York Titans on Dec. 10, 1961. Henry became the first NFL player with four rushing touchdowns in a game since New England Patriots running back **Jonas Gray** at Indianapolis on Nov. 16, 2014.

### Most rushing touchdowns in a game, franchise history:

Player	Date	Opponent	Rushing Touchdowns
1. <b>Derrick Henry</b>	<b>12/6/18</b>	<b>Jacksonville</b>	<b>4</b>
Lorenzo White	12/9/90	Cleveland	4
Earl Campbell	11/20/78	Miami	4
4. (several tied)			3



Additionally, Henry's rushing performance against the Jaguars accomplished the following:

- He became the ninth NFL player since 1975 with at least one 90-yard run and at least one 60-yard reception in his career. The others were **Tony Dorsett**, **Garrison Hearst**, **Tiki Barber**, **Chris Johnson**, **Jamaal Charles**, **Herschel Walker**, **Warrick Dunn** and **Adrian Peterson**.
- Henry became the seventh NFL player since the 1970 AFL-NFL merger with at least four rushing touchdowns and at least 200 rushing yards in a game, joining **Clinton Portis**, **Barry Sanders**, **Doug Martin**, **Jonas Gray**, **Mike Anderson** and **Corey Dillon**. Henry became the first to accomplish the feat in fewer than 20 carries (17).
- Henry recorded his NFL-high three rushing attempts of at least 70 yards since the beginning of the 2017. **Leonard Fournette** (two) was the only other player with more than one through 14 weeks of the 2018 campaign.
- He matched former Titans running back **Chris Johnson** as the only players in NFL history with a rushing touchdown of at least 90 yards and a rushing touchdown of at least 50 yards in the same game. Johnson accomplished the feat against the Houston Texans on Sept. 20, 2009.
- His 24 points tied for the fourth-highest single-game total in franchise history, trailing only **Billy Cannon** (30 on Dec. 10, 1961), **Rob Bironas** (26 on Oct. 21, 2007) and **George Blanda** (26 on Sept. 18, 1960). **Earl Campbell** (Nov. 20, 1978) and **Lorenzo White** (Dec. 9, 1990) also had 24 points on four touchdowns in a single game.
- His 238 rushing yards and four rushing touchdowns were each the most in any Thursday Night Football game in history.

## MORE TITANS RUNNING BACKS

### **41 - RB/FB KHARI BLASINGAME**

**6-0, 233, 2nd Year, Vanderbilt**

➤ Blasingame was signed by the Titans to their active roster from the Minnesota Vikings' practice squad on Nov. 13, 2019.

➤ In his rookie season (2019), he saw action in six games with three starts at fullback, catching four passes for 54 yards and collecting two special teams tackles, tying for the team lead in special teams tackles twice in 2019 (at IND, at NE).

➤ The former Vanderbilt product played in all three postseason contests with a start at fullback and notched two special teams tackles and a forced fumble on coverage units.

➤ Made his first career start in his NFL debut against Jacksonville (11/24/19).

➤ Amassed 997 rushing yards and 15 rushing scores as well as 35 catches for 380 yards and two receiving touchdowns during his collegiate career at Vanderbilt.

➤ The New Market, Ala., native was originally signed by the Minnesota Vikings as a rookie free agent on May 3, 2019.

#### **2020 Notes:**

➤ Placed on the reserve/COVID-19 list on Oct. 5 and removed from the list on Oct. 16.

➤ **At Indianapolis (11/29)**, recorded a 16-yard reception and helped block for Titans' ball carriers to gain 229 rushing yards, including 178 rushing yards by Derrick Henry.

### **32 - RB DARRYNTON EVANS**


**5-10, 203, Rookie, Appalachian State**

➤ The Oak Hill, Fla., native was selected by the Titans in the third round (93rd overall) of the 2020 NFL Draft.

➤ In three on-field seasons at Appalachian State (2016, 2018-19), Evans appeared in 39 games and made 22 starts.

➤ He was a two-time All-Sun Belt first-team selection and was the Sun Belt's Offensive Player of the Year in 2019. Evans was a two-time Sun Belt Championship Game MVP and MVP of the 2019 New Orleans Bowl.

➤ He finished his career with 2,884 rushing yards (ninth all-time at Appalachian State) despite being the primary running back for just 23 career games. Set school records for most career rushes without a fumble (482) and single-season rushes without a fumble (255 in 2019). Had 4,642 all-purpose yards, including 1,439 yards on kickoff returns and 319 yards as a receiver, plus 14 passing yards on a forward-flipped jet sweep. Scored



34 total touchdowns with 25 rushing, six receiving and a program-record three as a kick returner. Totaled 11 runs of at least 50 yards in his final two seasons.

#### **2020 Notes:**

➤ **At Minnesota (9/27)**, made his NFL debut and recorded three rushing attempts for nine yards.

➤ Placed on injured reserve on Oct. 15.

### **45 - RB D'ONTA FOREMAN**

**6-1, 236, 3rd Year, Texas**

➤ Joined the Titans practice squad on Sept. 29, 2020 and promoted to the 53-man roster on Nov. 7.

➤ Originally entered the NFL as a third-round pick (89th overall) of the Houston Texans in the 2017 NFL Draft.

➤ Prior to his arrival in Tennessee, the University of Texas product appeared in 11 NFL contests with one start over two seasons (2017-18) with the Texans.

He posted 326 rushing yards on 85 carries with two rushing touchdowns and added eight catches for 111 yards with a receiving score.

➤ Foreman was released by the Texans during the 2019 preseason and was claimed off waivers by the Indianapolis Colts. He did not see any game action in 2019 after being waived injured by the Colts prior to the regular season.

#### **2020 Notes:**

➤ **At Cincinnati (11/1)**, made his first appearance in a Titans uniform and totaled five rushing attempts for 37 yards, including a 15-yard rushing attempt in the third quarter.

➤ **Against Indianapolis (11/12)**, caught a five-yard touchdown pass from Ryan Tannehill in the first quarter to register his second career touchdown reception (first of 2020). He totaled 18 yards on seven rushing attempts in addition to his touchdown catch.

➤ **At Indianapolis (11/29)**, recorded 28 yards on four carries.



### **28 - RB JEREMY McNICHOLS**

**5-9, 205, 1st Year, Boise State**

➤ The Long Beach, Calif. native was re-signed by the Titans on August 26, 2020. He previously spent time on the Titans practice squad in 2018 and played the 2019 preseason with Tennessee, rushing for 108 yards on 26 carries. He also scored a touchdown on a 15-yard completion.

➤ Originally a fifth-round pick by Tampa Bay in the 2017 NFL Draft out of Boise State, McNichols has also spent time with the Jaguars, Bears, Broncos, Colts, and 49ers, playing in five games and registering four carries for eight yards.

➤ His junior year at Boise State (2016), he finished with 1,709 rushing yards (third in Boise State single-season history) and 23 rushing touchdowns (fourth) on 314 attempts (second). McNichols also caught 37 passes for 474 yards and four touchdowns. His 27 total touchdowns ranked second in the nation and third all-time in a single season at Boise State, while his 2,255 all-purpose yards were the second-most in a season in Boise State history.

➤ He set a Boise State record with 40 carries against Colorado State and posted just the fifth 100-100 game (100 rushing yards and 100 receiving yards) in Boise State history against BYU.

#### **2020 Notes:**

➤ Spent the first two weeks of the 2020 season on the practice squad but played in each of the first two games after being elevated to the active roster (standard elevation).

➤ Signed to the 53-man roster from the practice squad on Sept. 23.

➤ **Against Buffalo (10/13)**, set career highs with nine carries and 28 rushing yards.

➤ **Against Houston (10/18)**, set a career high with 51 rushing yards on five attempts, including a career-long 20-yard run in the third quarter. He helped set up the game-winning touchdown in overtime with a 17-yard run.

➤ **At Cincinnati (11/1)**, rushed for 49 yards on four attempts, including a 17-yard run.

➤ **Against Indianapolis (11/12)**, rushed for 26 yards on three attempts, including a 16-yard run in the fourth quarter. He added an eight-yard reception.

➤ **At Indianapolis (11/29)**, rushed for 20 yards on eight attempts.



## 20 - RB SENORISE PERRY

### 6-0, 210, 6th Year, Louisville

➤ Perry was signed by the Titans as a free agent on April 30, 2020 after originally signing as a rookie free agent with the Chicago Bears in 2014 and later spending time with the Dolphins and Bills.

➤ Prior to joining the Titans, his totals included 11 rushing attempts for 33 yards and three receptions for three yards in 59 career games. He also returned 23 career kickoffs for 456 yards (19.8 avg.).

➤ In 2019, he appeared in 11 games for the Bills, totaling three carries for three yards. He added six special teams tackles, which ranked second on the team.

➤ In four seasons (2010-13) at Louisville, he played in 46 games with six starts and posted 289 carries for 1,409 yards and 18 touchdowns to go along with 36 receptions for 359 yards and a score. Tallied 22 kickoff returns for 513 yards. Collected 30 tackles and a forced fumble on special teams.

#### 2020 Notes:

➤ **Against Jacksonville (9/20)**, totaled two carries for nine yards, including a six-yard run for a first down during a third-quarter touchdown drive. They were his first two rushing attempts with the Titans.

➤ Placed on injured reserve on Sept. 23.

➤ Activated from injured reserve on Nov. 18.



every game he played. The 43-game streak was the second-longest streak of its kind in school annals.

During his senior campaign, he started 11 games and earned second-team All-Conference USA honors. He registered 42 receptions for 506 yards and four touchdowns.

As a sophomore (2014), led all college tight ends with 61 receptions, 710 receiving yards and eight touchdown catches.

Smith is a native of Philadelphia, Pa.

#### 2020 Notes:

➤ **At Denver (9/14)**, totaled four receptions for 36 yards, including a one-yard touchdown reception on a pass from Ryan Tannehill in the fourth quarter. It was his ninth career touchdown reception. He also recorded a 22-yard reception on a screen play in the first quarter.

➤ **Against Jacksonville (9/20)**, led the team with a career-high 84 receiving yards on four receptions, including a pair of touchdown catches. He set a career long with a 63-yard reception on the first play from scrimmage. His touchdowns included a 13-yard grab in the first quarter and a four-yard reception in the second quarter. It marked his first career game with multiple touchdowns. He improved his season total to three touchdown receptions after also posting a one-yard touchdown catch in the season opener at Denver, and it marked the third time in his career with at least one touchdown in back-to-back games. He improved his career total to 11 touchdown receptions. Additionally, he drew a 22-yard pass interference penalty in the second quarter on third down.

➤ **At Minnesota (9/27)**, tied for the team lead with five receptions for a total of 61 yards. He went over the 1,000-yard career receiving mark with his 21-yard grab in the third quarter.

➤ **Against Buffalo (10/13)**, registered five receptions for 40 yards and a team-high two touchdowns. His two touchdowns tied his career high, established two games earlier against Jacksonville (Sept. 20). His touchdown grabs against the Bills included a four-yard catch in the third quarter and a seven-yarder in the fourth quarter. He surpassed his previous career high for a season of three touchdown catches (2018 and 2019).

➤ **Against Houston (10/18)**, logged his 50th career regular season game and recorded one reception for 13 yards before leaving the game with an injury.

➤ **Against Pittsburgh (10/25)**, caught one pass for nine yards.

➤ **At Cincinnati (11/1)**, caught two passes for 29 yards, including a long reception of 19 yards.

➤ **Against Chicago (11/8)**, caught two passes for 32 yards and a touchdown. He helped extend the Titans' lead in the fourth quarter with a 30-yard reception and a two-yard touchdown catch on the next play. It gave him six touchdown receptions in 2020 to extend his career high, and it made him the first Titans tight end with at least six touchdown receptions in a season since Delanie Walker (seven) in 2016.

➤ **Against Indianapolis (11/12)**, posted two receptions for 14 yards and also recorded his first career rushing touchdown on a one-yard run in the second quarter. He became the fourth NFL tight end with a rushing touchdown in 2020, joining Indianapolis' Trey Burton, the L.A. Rams' Gerald Everett and the N.Y. Giants' Evan Engram. Smith became the first Titans tight end with a rushing touchdown since Delanie Walker at Jacksonville on Sept. 17, 2017.

➤ **At Baltimore (11/22)**, totaled four receptions for 20 yards with one



## TITANS TIGHT ENDS

No.	Name	Ht	Wt	Exp	College
86	Firkser, Anthony	6-2	246	3	Harvard
85	Pruitt, MyCole	6-2	245	5	Southern Illinois
81	Smith, Jonnu	6-3	248	4	Florida International
87	Swaim, Geoff	6-4	260	6	Texas

## #81 - TE JONNU SMITH

6-3, 248, 4th Year, Florida International

[Click for complete bio](#)

Tight end **Jonnu Smith** is in his fourth NFL season in 2020. He was selected by the Titans in the third round (100th overall) of the 2017 NFL Draft.

In 2019, Smith returned from a serious knee injury in 2018 to play in all 16 games with a career-high 14 starts. He set career highs with 35 receptions and 439 receiving yards and tied his career high with three touchdown catches. In the playoffs, he started all three games and contributed six receptions for 59 yards and one touchdown. He was named the team's 2019 Ed Block Courage Award recipient.

Smith's 2018 campaign came to a premature end when he suffered a knee injury against the Jacksonville Jaguars on Dec. 6 and was subsequently placed on injured reserve on Dec. 11. Prior to the injury, he played in 13 games with 12 starts and achieved then-career highs with 20 receptions, 258 receiving yards and three touchdowns. He led the club's tight ends in all three categories at the time of his injury.

During the 2017 regular season, Smith was one of three rookie tight ends to appear in all 16 games (**Gerald Everett** and **David Njoku**) and one of two rookie tight ends with at least 13 starts (**O.J. Howard**). He caught 18 passes for 157 yards and two touchdowns, ranking fifth among all rookie tight end in receptions. He also caught three passes for 19 yards in two postseason games.

Smith concluded his four-year career at Florida International University's all-time leader among tight ends in receptions and receiving yards, totaling 178 receptions for 2,001 yards and 18 touchdowns. On the school's all-time receiving list, regardless of position, Smith finished fourth in receptions, fifth in receiving yards and third in receiving touchdowns.

Smith finished his collegiate career registering at least one reception in







touchdown. On a one-yard touchdown catch on a pass from Ryan Tannehill in the first quarter, he established his first career three-game streak with at least one touchdown in each contest (rushing or receiving). With his seventh touchdown catch of 2020, he tied Delanie Walker (seven touchdown receptions in 2016) for the most single-season touchdown receptions by a tight end in the franchise's "Titans era" (1999–present). On his first catch, an eight-yarder in the first quarter, he notched his 100th career reception. He became the 12th tight end in franchise history to reach the mark.

**Smith's Career Regular Season Statistics:**

Year	GP	GS	Rec	Yds	Avg	Lg	TD
2017	16	13	18	157	8.7	32t	2
2018	13	12	20	258	12.9	61t	3
2019	16	14	35	439	12.5	57	3
2020	11	10	30	338	11.3	63	7
<b>Totals</b>	<b>56</b>	<b>49</b>	<b>103</b>	<b>1,192</b>	<b>11.6</b>	<b>63</b>	<b>15</b>

**Smith's Career Postseason Statistics:**

Year	GP	GS	Rec	Yds	Avg	Lg	TD
2017	2	1	3	19	6.3	10	0
2019	3	3	6	59	9.8	22	1
<b>Totals</b>	<b>5</b>	<b>4</b>	<b>9</b>	<b>78</b>	<b>8.7</b>	<b>22</b>	<b>1</b>

**Smith's NFL Regular Season Single-Game Highs:**

- Receptions** - 6 (Twice, last vs. Tampa Bay, 10/27/19)
- Receiving Yards** - 84 vs. Jacksonville (9/20/20)
- Long Reception** - 63 vs. Jacksonville (9/20/20)
- Touchdowns** - 2 (Twice, last vs. Buffalo, 10/13/20)

**Smith's NFL Playoff Single-Game Highs:**

- Receptions** - 3 at Kansas City (1/19/20)
- Receiving Yards** - 38 at Kansas City (1/19/20)
- Long Reception** - 22 at Kansas City (1/19/20)
- Receiving Touchdowns** - 1 at Baltimore (1/11/20)

## TOUCHDOWNS BY TIGHT ENDS

Tight end **Jonnu Smith** has more total touchdowns than any other tight end in 2020. He has reached the end zone on seven receptions and once on a rushing play.

**Most total touchdowns among NFL tight ends in 2020:**

Player	Team	Rec TDs	Rush TDs	Total TDs
1. <b>Jonnu Smith</b>	<b>Tennessee Titans</b>	<b>7</b>	<b>1</b>	<b>8</b>
2. Travis Kelce	Kansas City Chiefs	7	0	7
Robert Tonyan	Green Bay Packers	7	0	7
4. Mark Andrews	Baltimore Ravens	6	0	6
5. Jimmy Graham	Chicago Bears	5	0	5
Darren Waller	Las Vegas Raiders	5	0	5
Trey Burton	Indianapolis Colts	3	2	5
T.J. Hockenson	Detroit Lions	5	0	5
9. (four tied)				4

## YARDS AFTER CATCH

Tight end **Jonnu Smith** emerged in 2019 as one of the team's top playmakers and one of the NFL's most capable tight ends in production after the catch. He had 35 receptions for 439 yards during the season, and according to Sportradar, 273 of his receiving yards came after the catch—an average of 7.8 yards after each reception.

Among all qualifying NFL tight ends in 2019 (minimum 32 receptions), Smith's 7.8 average yards after catch ranked second. Only Denver Broncos first-round pick **Noah Fant** (8.3) averaged more YAC than Smith.

**Per Sportradar, tight ends with the highest average yards after catch per reception in 2019 (minimum 32 receptions):**

Player	Team	Rec	Yds	YAC	Avg YAC
1. Noah Fant	Denver Broncos	40	562	330	8.3
2. <b>Jonnu Smith</b>	<b>Tennessee Titans</b>	<b>35</b>	<b>439</b>	<b>273</b>	<b>7.8</b>
3. George Kittle	San Francisco 49ers	85	1,053	599	7.0
4. Jordan Akins	Houston Texans	36	418	246	6.8
5. Darren Waller	Oakland Raiders	90	1,145	570	6.3
T.J. Hockenson	Detroit Lions	32	367	200	6.3
7. Jimmy Graham	Green Bay Packers	38	447	226	5.9
Jared Cook	New Orleans Saints	43	705	254	5.9
9. Tyler Higbee	Los Angeles Rams	69	734	396	5.7
Evan Engram	New York Giants	44	467	252	5.7

## MORE TITANS TIGHT ENDS

**86 - TE ANTHONY FIRKSER**  
6-2, 246, 3rd Year, Harvard



- Anthony Firkser was signed by the Titans during the 2018 offseason.
- In 2019, he set career highs with 15 games played and one start and contributed 14 receptions for 204 yards and one touchdown. He added three catches for 45 yards and a team-high two touchdowns in three playoff games.
- In 2018, Firkser spent the first two weeks of the season on the Titans' 53-man roster and played one game before spending the next three weeks on the practice squad. He was added back to the 53-man roster on Oct. 9 and went on to produce 19 receptions for 225 yards and one touchdown in 12 games.
- He was originally signed by the New York Jets as an undrafted free agent on May 5, 2017. After his release from the Jets, he spent time as a rookie on the practice squad of the Kansas City Chiefs and stayed with the Chiefs for part of the 2018 offseason.
- Firkser appeared in 29 games with 24 starts over four seasons at Harvard (2013-16) and caught 99 passes for 1,559 yards and 14 touchdowns. He finished his career ranked 12th all-time in school history in receptions, ninth all-time in receiving yards and sixth all-time in touchdown receptions. He was named to the All-Ivy League second team as both a junior and sophomore.
- He is a native of Manalapan, N.J.

**2020 Notes:**

- **Against Jacksonville (9/20)**, contributed four receptions for 45 yards and forced a crucial pass interference penalty on third down during the game-winning drive in the fourth quarter.
- **Against Buffalo (10/13)**, recorded three catches for 19 yards.
- **Against Houston (10/18)**, led the team and registered career highs with eight receptions and 113 receiving yards. He notched his first touchdown reception of the season and the third touchdown catch of his career on a seven-yard pass from Ryan Tannehill in the first quarter. He posted a career-long 45-yard catch in the third quarter, topping his previous long of 39 yards (Dec. 8, 2019 at Oakland). During the game-tying drive late in the fourth quarter, he totaled two catches for 30 yards. His 113 receiving yards ranked 13th in franchise history among tight ends and were the most by a Titans tight end since Delanie Walker's 124 yards against the Green Bay Packers on Nov. 13, 2016. Firkser reached 50 career receptions on his final catch of the game.
- **At Cincinnati (11/1)**, posted two receptions for 36 yards, including a 26-yard grab in the fourth quarter.

- **Against Chicago (11/8)**, caught three passes for 19 yards, including two third-down conversions on scoring drives.
- **At Baltimore (11/22)**, tallied four receptions for 33 yards.

**85 - TE MyCOLE PRUITT****6-2, 245, 5th Year, Southern Illinois**

- MyCole Pruitt was signed by the Titans off the Houston Texans practice squad on Sept. 10, 2018, one day after the season opener.
- In 2019, he played in all 16 games for the second time in his career and set a career high with 10 starts. He posted six receptions for 90 yards and one touchdown, and he added four catches for 28 yards in three playoff games (one start).
- His 2018 totals included nine receptions for 102 yards and one touchdown in 15 games (one start).
- He arrived in Tennessee with 21 games of NFL experience with the Texans, Chicago Bears and Minnesota Vikings. His statistics prior to joining the Titans included 12 receptions for 102 yards.
- Pruitt was a fifth-round selection by the Vikings in the 2015 NFL Draft.
- A native of South Bend, Ind., he amassed multiple school records for tight ends during a four-year career at Southern Illinois, where he tallied 211 career receptions for 2,601 yards and 25 touchdowns. He earned All-America honors for both his junior and senior seasons. Pruitt also was named the best tight end in the 30-year history of Missouri Valley Conference.



- 2020 Notes:**
- **At Denver (9/14)**, caught a one-yard touchdown pass from Ryan Tannehill in the second quarter on his only reception of the game. It was his third career touchdown reception.
  - Placed on the reserve/COVID-19 list on Oct. 8 and removed from the list on Oct. 20.

**87 - TE GEOFF SWAIM****6-4, 260, 6th Year, Texas**

- Swaim was signed by the Titans prior to the start of the 2020 season.
- Originally a seventh-round pick by the Cowboys in the 2015 NFL Draft, Swaim played in 43 total games over five seasons with the Cowboys (2015-18) and the Jaguars (2019). His career totals in that time included 48 catches for 401 yards and a touchdown in his career.
- In 2019, Swaim appeared in six games with two starts for the Jaguars, totaling 13 receptions for 65 yards.
- As a senior at the University of Texas, he started all 13 games, spending most of his time helping block for a running game that rushed for 1,786 yards and seven touchdowns. He totaled 13 catches for 84 yards.
- A native of Chico, Calif., Swaim played at Butte College in Oroville, Calif., for two years prior to transferring to Texas.

**2020 Notes:**

- **Against Buffalo (10/13)**, saw his first action of the season and registered his first start in a Titans uniform (21st career start).
- **Against Houston (10/18)**, registered his first two catches in a Titans uniform for 10 total yards.
- **At Baltimore (11/22)**, caught one pass for nine yards.
- **At Indianapolis (11/29)**, caught three passes for 30 yards, setting season highs. The last time he had three receptions was Sept. 29, 2019 at Denver as a member of the Jacksonville Jaguars.



## TITANS WIDE RECEIVERS

No.	Name	Ht	Wt	Exp	College
13	Batson, Cameron	5-8	175	3	Texas Tech
11	Brown, A.J.	6-1	226	2	Mississippi
84	Davis, Corey	6-3	209	4	Western Michigan
10	Humphries, Adam	5-11	195	6	Clemson
14	Raymond, Kalif	5-8	182	3	Holy Cross
15	Westbrook-Ikhine, Nick	6-2	211	R	Indiana

### #11 - WR A.J. BROWN

**6-1, 226, 2nd Year, Mississippi**[Click for complete bio](#)

Wide receiver **A.J. Brown** is in his second NFL season in 2020. He was selected by the Titans in the second round (51st overall) of the 2019 NFL Draft.

As a rookie, Brown led the Titans in every major receiving category, totaling 52 catches for 1,051 yards and eight touchdowns. He added a 49-yard rushing touchdown. Among all rookies in franchise history, Brown ranked third in receiving yards and fifth in receptions, and he tied for the third-highest receiving touchdown total.

Brown led the 2019 NFL rookie class in receiving yards and total touchdowns, and he tied for the rookie lead in touchdown receptions. He also placed fifth among rookies in receptions. Among all NFL players in 2019—rookies and veterans—Brown finished second in receiving average (20.2), behind only the Los Angeles Chargers' **Mike Williams** (20.4).

During a three-year career at Mississippi (2016-18), Brown became the program's all-time leading receiver with 2,984 yards. He ranked third in school history with 189 receptions and fifth all-time with 19 touchdowns. Brown averaged 15.8 yards per catch and 82.9 yards per game, and he tallied the most 100-yard receiving games in Ole Miss history with 12. He became the only receiver in Ole Miss history to tally 60 or more receptions in back-to-back seasons.

In 2018, Brown started all 12 games and set Ole Miss' single-season receiving records in yards (1,320) and catches (85), leading the SEC in both categories. His 1,320 receiving yards ranked seventh in the nation. Brown caught six touchdowns, averaging 110.0 yards per game, and he topped the 100-yard receiving mark in six contests. He earned AP first-team All-SEC and third-team All-American honors for the second consecutive season.

Brown was selected in the 19th round of the 2016 Major League Baseball Draft by the San Diego Padres as a centerfielder and he participated in the team's extended spring training program each summer





from 2016-18.

He is a native of Starkville, Miss.

#### 2020 Notes:

➤ **At Denver (9/14)**, posted five receptions for 39 yards. It was his 17th consecutive regular season game with at least one reception to begin his career. On the game-winning drive late in the fourth quarter, he drew a key 16-yard pass interference penalty.

➤ **Against Jacksonville (9/20)** and **at Minnesota (9/27)**, he was inactive with a knee injury.

➤ **Against Buffalo (10/13)**, returned to the lineup and led the team with seven receptions and 82 receiving yards, including a touchdown reception. It was the second-highest reception total of his career (eight vs. Houston on Dec. 15, 2019) and his seventh-highest receiving yardage total. He recorded his first touchdown of the season and the ninth touchdown reception of his career on a 16-yard pass from Ryan Tannehill in the first quarter.

➤ **Against Houston (10/18)**, totaled five receptions for 58 yards and two touchdowns. He scored on a six-yard grab in the first quarter and a seven-yard reception late in the fourth quarter. His two touchdown receptions tied his career high, matching a feat he most recently accomplished at Oakland on Dec. 8, 2019. He registered the 10th and 11th touchdown receptions of his 19-game career, and in doing so, he became the franchise's first player since the 1970 AFL-NFL merger to reach 10 career touchdown receptions in less than 20 career games. Former wide receiver Chris Sanders held the previous franchise mark since 1970 with nine touchdown receptions in his first 20 games. With four seconds remaining in the fourth quarter, his seven-yard touchdown reception on a pass from Ryan Tannehill gave the Titans a chance to tie the score at 36-36 with the extra point and eventually win the game in overtime.

➤ **Against Pittsburgh (10/25)**, led the team and tied his career high with 153 receiving yards on six receptions with one touchdown. He matched the 153 yards he posted at Oakland on Dec. 8, 2019. He recorded a 73-yard touchdown reception in the third quarter to notch the second-longest reception of his career (91 yards at Oakland on Dec. 8, 2019). The play gave him four touchdown receptions in 2020 and 12 career touchdown catches. He joined Robby Anderson (two) as the only NFL players with multiple touchdown receptions of at least 73 yards since the start of the 2019 season, and he joined Kenny Britt (two) and Nate Washington (two) as the only players in the franchise's "Titans era" (since 1999) with multiple career touchdown receptions of at least 73 yards. Brown became the first Titans player with a streak of three consecutive games catching a touchdown pass since Rishard Matthews accomplished the feat in 2016. His 153 receiving yards tied for the 10th-highest total by a player in the franchise's "Titans era" (since 1999). He recorded his sixth career game with at least 100 receiving yards (first of 2020), going over the 100-yard mark on a 20-yard grab in the fourth quarter.

➤ **At Cincinnati (11/1)**, totaled four receptions for 24 yards and one touchdown, giving him his fourth consecutive game with at least one touchdown reception. He became the team's first player to do so since Kenny Britt's four-game streak from 2010 to 2011 and the team's first player to do so in a single season since Britt had a separate five-game streak in 2010.

➤ **Against Chicago (11/8)**, led the team with four receptions and 101 receiving yards with one touchdown. He registered his seventh career 100-yard receiving game and his second 100-yard performance of 2020. At 23 years and 131 days old, he became the franchise's third player to eclipse 1,500 career receiving yards before his 24th birthday, joining Kenny Britt (22 years, 357 days) and Ernest Givins (23 years, 80 days). With his fifth consecutive game with at least one touchdown reception, he became the team's first player to do so since Kenny Britt's five-game streak in 2010, and his streak tied for the third-longest streak of its kind in franchise history. After recording a 38-yard reception in the first quarter, he posted a 40-yard touchdown reception in the second quarter.

➤ **Against Indianapolis (11/12)**, recorded a 21-yard reception in the first quarter.

➤ **At Baltimore (11/22)**, caught four passes for 62 yards, including a 14-yard touchdown with 2 minutes and 18 seconds remaining in the fourth quarter. He delivered the touchdown on third-and-10 and broke multiple tackles to reach the end zone. It was his seventh touchdown reception of the season and the 15th touchdown catch of his career. He also drew a 39-yard pass interference penalty on the offense's first play from scrimmage.

➤ **At Indianapolis (11/29)**, led the team with four receptions for 98 yards and one touchdown. His 69-yard touchdown catch in the first quarter was the third-longest reception of his career and gave him more touchdown catches of 69-plus yards than any other player since the beginning of the 2019 campaign. He tied his rookie total with his eighth touchdown reception

of the season and became the fourth player in franchise history with at least eight touchdown receptions in back-to-back seasons, joining Bill Groman (1960-61), Charlie Hennigan (1961-64) and Drew Hill (1988-89). Brown added a 42-yard kickoff return for a touchdown on an onside attempt by the Colts in the fourth quarter. He was credited with the team's first kickoff return for a touchdown since Sept. 9, 2018, when Darius Jennings had a 94-yarder at Miami. Brown became the first player in franchise history with a receiving touchdown and a kickoff return touchdown in the same game and was the first NFL player to accomplish the feat since Dec. 31, 2017, when Pittsburgh's JuJu Smith-Schuster had a touchdown catch and a kickoff return for a score against Cleveland. Since 1948, Brown was the 27th NFL player to do so, and from that group, he was the third player to have a kickoff return touchdown and a receiving touchdown of at least 69 yards, joining Washington's Bobby Mitchell (Sept. 16, 1962) and the Dallas Texans' Abner Haynes (Oct. 15, 1961).

#### Brown's Career Regular Season Statistics:

Year	Team	GP	GS	Rec	Yds	Avg	Lg	TD
2019	Ten	16	11	52	1,051	20.2	91t	8
2020	Ten	9	7	40	638	16.0	73t	8
<b>Totals</b>		<b>25</b>	<b>18</b>	<b>92</b>	<b>1,689</b>	<b>18.4</b>	<b>91t</b>	<b>16</b>

#### Brown's 2019/Career Postseason Statistics:

Year	Team	GP	GS	Rec	Yds	Avg	Lg	TD
2019	Ten	3	3	5	64	12.8	37	0

#### Brown's Regular Season Single-Game Highs:

**Receptions** - 8 vs. Houston (12/15/19)

**Receiving Yards** - 153 (twice, last vs. Pittsburgh, 10/25/20)

**Long Reception** - 91t at Oakland (12/8/19)

**Touchdown Receptions** - 2 (three times, last vs. Houston, 10/18/20)

#### Brown's Playoff Single-Game Highs:

**Receptions** - 3 at Kansas City (1/19/20)

**Receiving Yards** - 51 at Kansas City (1/19/20)

**Long Reception** - 37 at Kansas City (1/19/20)

**Touchdown Receptions** - (none)

## BROWN'S RECEIVING PACE

Wide receiver **A.J. Brown** is off to one of the best beginnings to a career in franchise history. Since 1970, his pace to this point in his career ranks among the franchise's top players in both receiving yards and receiving touchdowns

**Most touchdown receptions for the Titans/Oilers during a player's first 25 games with the team, 1970–present:**

Player	Games	Rec TD
1. <b>A.J. Brown</b>	25	16
2. Drew Hill	25	13
3. Charlie Joiner	25	11
Chris Sanders	25	11
Rishard Matthews	25	11
Nate Washington	25	11
7. Delanie Walker	25	10
Kenny Britt	25	10
9. Ernest Givins	25	9
Willie Davis	25	9
Webster Slaughter	25	9

**Most receiving yards for the Titans/Oilers during a player's first 25 games with the team, 1970–present:**

Player	Games	Rec Yards
1. Ernest Givins	25	1,840
2. Drew Hill	25	1,764
3. <b>A.J. Brown</b>	25	1,689
4. Rishard Matthews	25	1,458
5. Webster Slaughter	25	1,369
6. Kendall Wright	25	1,286
7. Chris Sanders	25	1,264
8. Delanie Walker	25	1,238
9. Charlie Joiner	25	1,233
10. Yancey Thigpen	25	1,229

## BROWN'S FIRST 20 GAMES

Against the Pittsburgh Steelers on Oct. 25, **A.J. Brown** participated in his 20th career game. Brown's statistics in his first 20 games placed him in distinguished company. His totals included 75 receptions for 1,383 receiving yards—an 18.4-yard average—and 12 touchdown catches.

In the last 50 years (since 1970), Brown and **Randy Moss** are the only players to enter the NFL and reach 75 receptions and 12 touchdown catches while averaging at least 18.0 yards per reception in their first 20 career games.

**NFL players since 1970 with 75 receptions, 12 touchdown receptions and an 18.0-yard receiving average through 20 career games (as of 2020 Week 7):**

Player	Seasons	Team	Rec	Yards	Avg	Rec TD
Randy Moss	1998–1999	Minnesota	82	1,556	19.0	20
<b>A.J. Brown</b>	<b>2019–2020</b>	<b>Tennessee</b>	<b>75</b>	<b>1,383</b>	<b>18.4</b>	<b>12</b>

In his first 20 games, Brown had five performances in which he registered at least 100 receiving yards with one or more touchdown catches. Since 1970, only two players—**Odell Beckham Jr.** (eight) and **Victor Cruz** (six)—had more performances within their first 20 games in which they had 100 or more receiving yards and reached the end zone at least once. The others tied on the list with Brown are **Martavis Bryant**, **T.Y. Hilton**, **Julio Jones**, **Anquan Boldin**, **Marcus Robinson** and Moss.

**Most receiving performances with a minimum of 100 yards and one touchdown in a player's first 20 career games, 1970-2020 (as of 2020 Week 7):**

Player	Seasons	Team	Games w/ 100 Rec Yards + Rec TD
1. Odell Beckham Jr.	2014–2015	N.Y. Giants	8
2. Victor Cruz	2010–2012	N.Y. Giants	6
3. <b>A.J. Brown</b>	<b>2019–2020</b>	<b>Tennessee</b>	<b>5</b>
Martavis Bryant	2014–2015	Pittsburgh	5
T.Y. Hilton	2012–2013	Indianapolis	5
Julio Jones	2011–2012	Atlanta	5
Anquan Boldin	2003–2004	Arizona	5
Randy Moss	1998–1999	Minnesota	5
Marcus Robinson	1998–2000	Chicago	5
10. (several tied)			4

## FRANCHISE ROOKIE RECEIVING

Wide receiver **A.J. Brown** was the team's leading receiver in every major category during the 2019 regular season, and he vaulted high up the franchise's all-time rookie receiving charts.

Brown had 52 receptions for 1,051 yards for an average of 20.2 yards per catch, and he scored on eight touchdown receptions. He added a 49-yard rushing touchdown.

Among rookies in the history of the organization, Brown ranked third in receiving yards and fifth in receptions, and he tied for the third-highest receiving touchdown total.

**Most receiving yards by a rookie in franchise history:**

Player	Season	Rec Yds
1. Bill Groman	1960	1,473
2. Ernest Givins	1986	1,062
3. <b>A.J. Brown</b>	<b>2019</b>	<b>1,051</b>
3. Chris Sanders	1995	823
5. Charlie Hennigan	1960	722
6. Kenny Britt	2009	701
7. Jerry LeVias	1969	696
8. Kendall Wright	2012	626
9. Mac Haik	1968	584
10. Dorial Green-Beckham	2015	549



**Most receptions by a rookie in franchise history:**

Player	Season	Receptions
1. Bill Groman	1960	72
2. Kendall Wright	2012	64
3. Ernest Givins	1986	61
4. Sid Blanks	1964	56
5. <b>A.J. Brown</b>	<b>2019</b>	<b>52</b>
6. Charlie Hennigan	1960	44
7. Chris Johnson	2008	43
8. Kenny Britt	2009	42
Jerry LeVias	1969	42
10. Tajaé Sharpe	2016	41

**Most touchdown receptions by a rookie in franchise history:**

Player	Season	Rec TD
1. Bill Groman	1960	12
2. Chris Sanders	1995	9
3. <b>A.J. Brown</b>	<b>2019</b>	<b>8</b>
Mac Haik	1968	8
5. Charlie Hennigan	1960	6
Tony Jones	1990	6
7. Billy Cannon	1960	5
Curtis Duncan	1987	5
Jerry LeVias	1969	5
10. (several tied)		4

## 2019 RECEIVING LEADERS, FINAL 6 GAMES

Over the final six regular season games of 2019, Titans second-round pick **A.J. Brown** not only led all rookies but also led all NFL players with 605 receiving yards and a remarkable average of 24.2 yards per catch. His five touchdown receptions in the final six games tied for the second-most in the NFL.

**Most receiving yards in the final six games (team games) of 2019:**

Player	Team	Rec	Yds	Avg	TD
1. <b>A.J. Brown</b>	<b>Tennessee</b>	<b>25</b>	<b>605</b>	<b>24.2</b>	<b>5</b>
2. DeVante Parker	Miami	32	598	18.7	5
3. Michael Thomas	New Orleans	55	584	10.6	4
4. Robert Woods	L.A. Rams	45	568	12.6	2
5. Breshad Perriman	Tampa Bay	26	550	21.2	5
6. Tyler Higbee	L.A. Rams	48	542	11.3	2
7. Allen Robinson	Chicago	41	514	12.5	4
8. George Kittle	San Francisco	39	512	13.1	3
Julio Jones	Atlanta	40	512	12.8	2
10. Travis Kelce	Kansas City	41	488	11.9	2
Christian McCaffrey	Carolina	57	488	8.6	1



## BROWN'S CAREER 100-YARD RECEIVING GAMES

Date	Opp	No.	Yds.	Avg.	Lg	TD
12/08/2019	at Oakland	5	153	30.6	91t	2
10/25/2020	Pittsburgh	6	153	25.5	73t	1
11/24/2019	Jacksonville	4	135	33.8	65t	1
12/29/2019	at Houston	4	124	31.0	51t	1
12/15/2019	Houston	8	114	14.3	60	1
11/08/2020	Chicago	4	101	25.3	40t	1
09/08/2019	at Cleveland	3	100	33.3	51	0

\* Playoffs

## ROOKIE & 1ST-YEAR RECEIVING LEADERS

Titans wide receiver **A.J. Brown**, a second-round pick in the 2019 NFL Draft (51st overall), led the 2019 rookie class in receiving yards (1,051), and he tied for the rookie lead in touchdown receptions (eight). He also placed fifth in receptions.

**Most receiving yardage** in 2019 by NFL rookies and first-year players:

Player	Team	Position	Rec	Yds
1. <b>A.J. Brown</b>	<b>Tennessee Titans</b>	<b>WR</b>	<b>1,051</b>	
2. Terry McLaurin	Washington Redskins	WR	919	
3. DK Metcalf	Seattle Seahawks	WR	900	
4. Deebo Samuel	San Francisco 49ers	WR	802	
5. Darius Slayton	New York Giants	WR	740	
6. Diontae Johnson	Pittsburgh Steelers	WR	680	
7. Hunter Renfrow	Oakland Raiders	WR	605	
8. Marquise Brown	Baltimore Ravens	WR	584	
9. Noah Fant	Denver Broncos	TE	562	
10. Mecole Hardman	Kansas City Chiefs	WR	538	

**Most receptions** in 2019 by NFL rookies and first-year players:

Player	Team	Position	Rec
1. Diontae Johnson	Pittsburgh Steelers	WR	59
2. Terry McLaurin	Washington Redskins	WR	58
DK Metcalf	Seattle Seahawks	WR	58
4. Deebo Samuel	San Francisco 49ers	WR	57
5. <b>A.J. Brown</b>	<b>Tennessee Titans</b>	<b>WR</b>	<b>52</b>
6. Miles Sanders	Philadelphia Eagles	RB	50
7. Hunter Renfrow	Oakland Raiders	WR	49
8. Darius Slayton	New York Giants	WR	48
9. Marquise Brown	Baltimore Ravens	WR	46
10. Noah Fant	Denver Broncos	TE	40

**Most touchdown receptions** in 2019 by NFL rookies and first-year players:

Player	Team	Position	TD
1. <b>A.J. Brown</b>	<b>Tennessee Titans</b>	<b>WR</b>	<b>8</b>
Darius Slayton	New York Giants	WR	8
3. DK Metcalf	Seattle Seahawks	WR	7
Terry McLaurin	Washington Redskins	WR	7
Marquise Brown	Baltimore Ravens	WR	7
6. Mecole Hardman	Kansas City Chiefs	WR	6
7. Diontae Johnson	Pittsburgh Steelers	WR	5
Foster Moreau	Oakland Raiders	TE	5
9. Hunter Renfrow	Oakland Raiders	WR	4
Steven Sims	Washington Redskins	WR	4

## 2019 RECEIVING AVERAGE LEADERS

Titans rookie wide receiver **A.J. Brown** finished second among all qualifying NFL players in 2019 in receiving average. Only the Chargers' **Mike Williams** (20.4) averaged more yards per reception than Brown.

**Highest receiving average in 2019 (all players; minimum 16 receptions):**

Player	Rec	Rec Yds	Rec Avg
1. Mike Williams	49	1,001	20.4
2. <b>A.J. Brown</b>	<b>52</b>	<b>1,051</b>	<b>20.2</b>
3. Kenny Golladay	65	1,190	18.3
4. Stefon Diggs	63	1,130	17.9
Breshad Perriman	36	645	17.9
6. Mike Evans	67	1,157	17.3
7. Michael Gallup	66	1,107	16.8
8. James Washington	44	735	16.7
DeVante Parker	72	1,202	16.7
10. Chris Conley	47	775	16.5

## 45+ YARD SCRIMMAGE PLAYS

**A.J. Brown** had a league-leading total among all players of nine scrimmage plays of at least 45 yards during the 2019 regular season. He had eight receptions that went for a minimum of 45 yards and added a 49-yard rushing attempt for a touchdown.

Wide receivers **Mike Williams** of the Los Angeles Chargers and **Stefon Diggs** of the Minnesota Vikings tied for second in the NFL with six scrimmage plays of at least 45 yards in 2019.

**Most scrimmage plays of 45 yards or more in 2019:**

Player	Team	45+ Yard Scrimmage Plays
1. <b>A.J. Brown</b>	<b>Tennessee Titans</b>	<b>9</b>
2. Mike Williams	Los Angeles Chargers	6
Stefon Diggs	Minnesota Vikings	6
4. Amari Cooper	Dallas Cowboys	5
Saquon Barkley	New York Giants	5
6. <b>Derrick Henry</b>	<b>Tennessee Titans</b>	<b>4</b>
D.J. Moore	Carolina Panthers	4
DeVante Parker	Miami Dolphins	4
Kenny Golladay	Detroit Lions	4
Leonard Fournette	Jacksonville Jaguars	4
Marquez Valdes-Scantling	Green Bay Packers	4
Mike Evans	Tampa Bay Buccaneers	4

## 45+ YARD RUN & 90+ YARD CATCH

**A.J. Brown's** longest scrimmage play of his rookie season was a 91-yard touchdown reception at Oakland on Dec. 8. That play in combination with his 49-yard touchdown run on Dec. 22 against New Orleans made him only the fifth NFL player since 1948 with at least one touchdown catch of 90-plus yards and at least one touchdown run of 45-plus yards in the same season.

Prior to Brown, the last time a player did so was 1985, when New England Patriots running back **Craig James** had a 90-yard touchdown reception to go with touchdown runs of 65 and 57 yards.

**NFL players since 1948 with a touchdown reception of at least 90 yards and a rushing touchdown of at least 45 yards in the same season:**

Player (Pos)	Team	Year	Long TD Rec	Long TD Run
<b>A.J. Brown (WR)</b>	<b>Tennessee</b>	<b>2019</b>	<b>91</b>	<b>49</b>
Craig James (RB)	New England	1985	90	65
Ollie Matson (RB/FL)	L.A. Rams	1961	96	69
John David Crow (RB/TE)	Chicago Cardinals	1958	91	83
Billy Grimes (RB)	Green Bay	1950	96	73

## 50 RECEPTIONS, 1,000 YARDS

**A.J. Brown** enjoyed one of the finest seasons in franchise history by a rookie wide receiver. His 2019 regular season totals included 52 receptions, 1,051 receiving yards and eight touchdown catches, and his 20.2-yard receiving average ranked second in the NFL.

Brown achieved a rare statistical combination matched by only three other NFL rookies since 1970. Since then, **John Jefferson** (1978), **Bill Brooks** (1986), **Randy Moss** (1998) and Brown are the league's only rookies to have a minimum of 50 receptions, 1,000 receiving yards and five receiving touchdowns while averaging at least 17.0 yards per catch.

**NFL rookies since 1970 with 50 receptions, 1,000 receiving yards, five touchdown receptions and a 17.0-yard receiving average:**

Player	Year	Team	Rec	Yards	TD	Avg
<b>A.J. Brown</b>	<b>2019</b>	<b>Tennessee</b>	<b>52</b>	<b>1,051</b>	<b>8</b>	<b>20.2</b>
Randy Moss	1998	Minnesota	69	1,313	17	19.0
Bill Brooks	1986	Indianapolis	65	1,131	8	17.4
John Jefferson	1978	San Diego	56	1,001	13	17.9

## #84 • WR COREY DAVIS

6-3, 209, 4th Year, Western Michigan

[Click for complete bio](#)



Wide receiver **Corey Davis** is in his fourth NFL season in 2020. He was selected by the Titans with the fifth overall pick in the 2017 NFL Draft.

During his first three seasons, Davis led the Titans in total receptions (142), receiving yards (1,867) and receiving first downs (97), and his six touchdown catches tied for third place on the club.

Davis' 2019 statistics included 43 receptions for 601 yards and a pair of touchdowns in 15 games (11 starts). He added 68 yards and a touchdown on six receptions during the playoffs.

Davis led the Titans offense in 2018 with 65 receptions, 891 receiving yards and four touchdowns. His yardage total ranked ninth among all AFC wide receivers.

As a rookie, Davis totaled 34 receptions for 375 yards in 11 games (nine starts). He started both postseason contests and contributed nine receptions for 98 yards and a team-high two touchdowns.

In four seasons at Western Michigan (2013–2016), Davis played and started 50 games. He registered 332 career receptions for 5,285 yards and 52 touchdowns, setting the Mid-American Conference record in each category and becoming the only player in FBS history with 300 catches, 5,000 yards and 50 touchdowns. His 5,285 career receiving yards were the most in FBS history, and he ended his career ranked second all-time in FBS history with 52 career receiving touchdowns (60 by Jarett Dillard). Davis' 332 career receptions ranked fourth all-time in FBS annals.

As a senior, he set career highs with 97 receptions, 1,500 receiving yards and 19 touchdowns, ranking eighth, seventh and first (tied) in the FBS, respectively. He helped the Broncos win the MAC and go undefeated until



suffering their first loss in the Cotton Bowl. Davis' record-setting, All-American campaign included five games of 100-plus yards and six games of two or more receiving touchdowns.

Davis is a native of Wheaton, Ill.

### 2020 Notes:

➤ **At Denver (9/14)**, led the team on Monday Night Football with seven receptions and 101 receiving yards, including a long reception of 23 yards in the second quarter. His reception total tied for the second-highest number of his career, and his yardage total ranked third in his career. He contributed a nine-yard catch for a first down during the game-winning scoring drive late in the fourth quarter. It was the eighth 100-yard receiving game in franchise history by a player in a Week 1 road game, most recently by A.J. Brown at Cleveland in 2019.

➤ **Against Jacksonville (9/20)**, totaled three receptions for 36 yards, including a touchdown on a nine-yard pass from Ryan Tannehill in the first quarter. It was his first touchdown of 2020 and the seventh touchdown of his four-year career. He reached 150 career receptions on his nine-yard touchdown catch and reached the 2,000-yard career receiving mark on his 17-yard catch in the third quarter.

➤ **At Minnesota (9/27)**, tied for the team lead with five receptions for 69 receiving yards. On his first reception, he extended his streak to 25 consecutive receptions resulting in a first down. The streak ended on his next catch. It was the longest active streak in the NFL at the time. He turned a pass from Ryan Tannehill into a 38-yard gain in the third quarter, leading to a Titans touchdown three plays later.

➤ Placed on reserve/COVID-19 on Oct. 7 and activated from the list on Oct. 19.

➤ **Against Pittsburgh (10/25)**, tied for the team lead with six receptions for 35 yards and a touchdown. He registered a five-yard touchdown reception in the second quarter. It was his second touchdown reception of 2020 and his eighth career touchdown catch.

➤ **At Cincinnati (11/1)**, led the team with eight receptions for 128 yards, including a touchdown catch. His reception and yardage totals were each the second-best numbers of his career behind his nine-catch, 161-yard effort against Philadelphia on Sept. 30, 2018. That was also the last time before his performance at Cincinnati that the Titans had a player with at least eight receptions and at least 120 receiving yards in a single game. He became the franchise's fourth player in the "Titans era" (since 1999) to have multiple career games with at least eight receptions, at least 120 receiving yards and at least one touchdown catch. The only others to accomplish the feat were Delanie Walker (two games), Derrick Mason (three games) and Drew Bennett (two games). He posted three receptions of 20-plus yards: 27- and 24-yard catches in the first quarter and a 23-yard reception in the third quarter. It was his second consecutive game with a touchdown catch.

➤ **Against Indianapolis (11/8)**, led the team with five receptions and 67 receiving yards, including a 20-yard catch. It was his fifth game of 2020 with at least five receptions.

➤ **At Baltimore (11/22)**, appeared in his 50th career regular season game. He led the team with 113 yards on five receptions (22.6 avg.), logging his fifth career 100-yard game and his career-high third 100-yard effort of 2020. He recorded a 50-yard catch in the third quarter, which was the second-longest reception of his career behind only a 51-yarder against Philadelphia on Sept. 30, 2018.

➤ **At Indianapolis (11/29)**, totaled three receptions for 70 yards. All three of his catches resulted in first downs, giving him 34 first downs on 42 receptions in 2020. He converted a fourth-and-four with a 37-yard reception in the second quarter. The reception, which ended at the one-yard line, set up a Titans touchdown on the next play.

### Davis' Career Regular Season Statistics:

Year	Team	GP	GS	Rec	Yds	Avg	Lg	TD
2017	Ten	11	9	34	375	11.0	37	0
2018	Ten	16	16	65	891	13.7	51	4
2019	Ten	15	11	43	601	14.0	38	2
2020	Ten	9	7	42	619	14.7	50	3
<b>Totals</b>		<b>51</b>	<b>43</b>	<b>184</b>	<b>2,486</b>	<b>13.5</b>	<b>51</b>	<b>9</b>

### Davis' Career Postseason Statistics:

Year	Team	GP	GS	Rec	Yds	Avg	Lg	TD
2017	Ten	2	2	9	98	10.9	17	2
2019	Ten	3	3	6	68	11.3	22	1
<b>Playoff Totals</b>		<b>5</b>	<b>5</b>	<b>15</b>	<b>166</b>	<b>11.1</b>	<b>22</b>	<b>3</b>



**Davis' Regular Season Single-Game Highs:**

- Receptions** - 9 vs. Philadelphia (9/30/18)
- Receiving Yards** - 161 vs. Philadelphia (9/30/18)
- Long Reception** - 51 vs. Philadelphia (9/30/18)
- Receiving Touchdowns** - 1 (Nine times, last at Cincinnati, 11/1/20)

**Davis' Playoff Single-Game Highs:**

- Receptions** - 5 (Twice, last at Kansas City, 1/19/20)
- Receiving Yards** - 65 at Kansas City (1/19/20)
- Long Reception** - 22 at Kansas City, 1/19/20)
- Receiving Touchdowns** - 2 at New England (1/13/18)

**PCT. OF RECEPTIONS FOR FIRST DOWNS**

Since the beginning of the 2019 season, **Corey Davis** and teammate **A.J. Brown** been two of the NFL's most efficient receivers when it comes to catching passes for first downs.

**Highest percentage of receptions for first downs from 2019–2020 (min. 50 receptions):**

Player	Receptions	Receiving 1st Downs	Percentage
1. Mike Evans	115	92	80.0
Kenny Golladay	85	68	80.0
3. Mike Williams	81	64	79.0
<b>4. Corey Davis</b>	<b>85</b>	<b>67</b>	<b>78.8</b>
5. D.J. Moore	137	105	76.6
DeVante Parker	124	95	76.6
7. Preston Williams	50	38	76.0
8. Breshad Perriman	58	44	75.9
9. Calvin Ridley	117	88	75.2
10. Julio Jones	144	108	75.0
<b>A.J. Brown</b>	<b>92</b>	<b>69</b>	<b>75.0</b>

**CONVERTING THIRD DOWNS**

**Corey Davis** led the team in overall receiving in 2018, and he also became a favorite target on third down.

Twenty-three of his 65 catches came on third down, and of those plays, 20 resulted in first downs. His 20 receptions to convert third downs tied for the eighth-highest total in the NFL and were the most by a Titans player since tight end **Delanie Walker's** 21 such catches in 2015.

**Most third-down conversions on receptions in 2018:**

Player	3rd Down Receptions	Converted for 1st Down
1. Julio Jones	32	24
2. Tyler Boyd	24	22
Michael Thomas	30	22
DeAndre Hopkins	30	22
5. Adam Thielen	29	21
Travis Kelce	24	21
T.Y. Hilton	24	21
<b>8. Corey Davis</b>	<b>23</b>	<b>20</b>
Mike Evans	21	20
10. Davante Adams	27	19
Dede Westbrook	22	19



**100 RECEPTIONS IN 29 GAMES**

Against Indianapolis on Sept. 15, 2019, **Corey Davis** reached 100 career receptions. In doing so, he became one of the franchise's fastest players to 100 receptions.

Since the 1970 AFL-NFL merger, only wide receivers **Kendall Wright** (22 games) and **Ernest Givins** (24) hit 100 receptions with the Titans/Oilers within their first 30 games prior to Davis.

**Fewest career NFL games needed to reach 100 receptions with the franchise, 1970–2019:**

Player	Pos	Games to Reach 100 Receptions
1. Kendall Wright	WR	22
2. Ernest Givins	WR	24
<b>3. Corey Davis</b>	<b>WR</b>	<b>29</b>
4. Kenny Britt	WR	31
5. Chris Johnson	RB	33
6. Haywood Jeffires	WR	37
Ben Troupe	TE	37
8. Kevin Dyson	WR	38
9. Billy Johnson	WR	39
10. Chris Sanders	WR	40

**AMONG FASTEST TO 1,000 REC YARDS**

On Nov. 26, 2018 at Houston, Titans wide receiver **Corey Davis** hit the 1,000-yard career receiving mark in his 22nd NFL game.

Davis reached the 1,000-yard mark in fewer career games than all but two players for the franchise since 1970. In that time period, only **Ernest Givins** and **Chris Sanders** hit the mark in fewer games. Givins reached 1,000 receiving yards in his 14th career game in 1985, and Sanders took 21 games from 1995–1996 to reach the plateau. Davis tied **Kendall Wright**, who also hit 1,000 receiving yards in his 22nd game (2012–2013).

**Titans/Oilers to reach 1,000 receiving yards in the fewest games at the beginning of a career from 1970 to 2018:**

Player	Season(s)	Games to 1,000 Rec Yards
1. Ernest Givins	1985	14
2. Chris Sanders	1995–1996	21
<b>3. Corey Davis</b>	<b>2017–2018</b>	<b>22</b>
Kendall Wright	2012–2013	22
5. Kenny Britt	2009–2010	23

**#10 - WR ADAM HUMPHRIES**

**5-11, 195, 6th Year, Clemson**

[Click for complete bio](#)



Wide receiver **Adam Humphries** is in his sixth NFL season and his second campaign with the Titans in 2020. He was signed as an unrestricted free agent on March 15, 2019 after spending the first four years of his career (2015-18) with the Tampa Bay Buccaneers.

Humphries appeared in the first 12 games of the regular season before suffering an ankle injury, which caused him to be inactive for the final four games in December. His regular season totals included 37 receptions for 374 yards and a pair of touchdowns. He returned for the AFC Championship Game and registered four catches for 25 yards.

In 60 career games with the Buccaneers (17 starts), Humphries totaled 219 receptions for 2,329 yards and nine touchdowns, increasing his reception and yardage totals every season. He also returned 51 punts for 425 yards.

In 2018, Humphries set career highs with 76 receptions, 816 receiving yards and five touchdowns. Aligned in the slot (per Sportradar and Next Gen Stats), he ranked first in the NFL in receiving first downs (42), tied for second in receptions (59), and finished second in total yards after catch (319).

A native of Spartanburg, S.C., Humphries played four seasons at Clemson, where he accumulated 127 catches for 1,097 yards and three touchdowns in 53 career games.

He entered the NFL by signing with the Buccaneers as an undrafted

free agent on May 11, 2015.

**2020 Notes:**

- **At Denver (9/14)**, finished second on the team with six receptions and 47 receiving yards. He had two receptions for 14 yards during the game-winning drive in the fourth quarter. His six catches tied his high mark for number of receptions in a Titans uniform.
- **Against Jacksonville (9/20)**, posted a team-high five receptions for 48 yards and one touchdown. He scored on an 18-yard pass from Ryan Tannehill in the third quarter to register his first touchdown of 2020 and the 12th touchdown catch of his career.
- **At Minnesota (9/27)**, recorded four receptions for 41 yards, including a 23-yard catch.
- Placed on reserve/COVID-19 on Oct. 2 and removed from the list on Oct. 14, 2020
- **Against Houston (10/18)**, finished second on the club with six receptions and 64 receiving yards. It was his third game of the season with at least five receptions. His 22-yard touchdown reception in the second quarter was his second touchdown catch of 2020 and his 13th career touchdown reception. He had three receptions for 24 yards during the game-tying drive late in the fourth quarter.
- **Against Pittsburgh (10/25)**, recorded a 19-yard reception during a second-quarter scoring drive.
- **Against Chicago (11/8)**, **against Indianapolis (11/12)**, **at Baltimore (11/22)** and **at Indianapolis (11/29)**, he was inactive with a concussion.

**Humphries' Career Regular Season Receiving Statistics:**

Year	Team	GP	GS	Rec	Yds	Avg	Lg	TD
2015	TB	13	0	27	260	9.6	27	1
2016	TB	15	4	55	622	11.3	42t	2
2017	TB	16	3	61	631	10.3	43	1
2018	TB	16	10	76	816	10.7	51	5
2019	Ten	12	3	37	374	10.1	30	2
2020	Ten	6	1	22	219	10.0	23	2
<b>Totals</b>		<b>78</b>	<b>21</b>	<b>278</b>	<b>2,922</b>	<b>10.5</b>	<b>51</b>	<b>13</b>

**Humphries' Career Regular Season Punt/Kickoff Return Statistics:**

Year	Team	PR	Yds	Avg	Lg	TD	KR	Yds	Avg	Lg	TD
2015	TB	0	0	-	-	0	0	0	-	-	0
2016	TB	24	237	9.9	25	0	4	47	11.8	17	0
2017	TB	6	49	8.2	19	0	0	0	-	0	0
2018	TB	21	139	6.6	16	0	2	17	8.5	13	0
2019	Ten	12	78	6.5	21	0	0	0	-	-	0
2020	Ten	0	0	-	-	0	0	0	-	-	0
<b>Totals</b>		<b>63</b>	<b>503</b>	<b>8.0</b>	<b>25</b>	<b>0</b>	<b>6</b>	<b>64</b>	<b>10.7</b>	<b>17</b>	<b>0</b>

**Humphries' 2019/Career Postseason Receiving Statistics:**

Year	Team	GP	GS	Rec	Yds	Avg	Lg	TD
2019	Ten	1	0	4	25	6.3	9	0

**Humphries' Regular Season Single-Game Highs:**

- Receptions** - 10 vs. Carolina (1/1/17)
- Receiving Yards** - 102 vs. New Orleans (12/31/17)
- Long Reception** - 51 at Atlanta (10/14/18)
- Receiving Touchdowns** - 2 at Carolina (11/4/18)
- Punt Returns** - 5 at Arizona (9/18/16)
- Punt Return Yards** - 48 vs. Seattle (11/27/16)
- Punt Return Long** - 25 at Arizona (9/18/16)
- Kickoff Returns** - 1 (Six times, last vs. Philadelphia 9/16/18)
- Kick Return Yards** - 17 at San Francisco (10/23/16)
- Kickoff Return Long** - 17 at San Francisco (10/23/16)

**Humphries' Playoff Single-Game Highs:**

- Receptions** - 4 at Kansas City (1/19/20)
- Receiving Yards** - 25 at Kansas City (1/19/20)
- Long Reception** - 9 at Kansas City (1/19/20)
- Receiving Touchdowns** - (none)



**2018 RECEIVING FROM THE SLOT**

While playing for the Tampa Bay Buccaneers in 2018, Adam Humphries totaled 76 receptions for 816 yards and five touchdowns.

When he was aligned in the slot, Humphries was among the NFL's most productive players. Per Sportradar and Next Gen Stats, among all NFL wide receivers in the slot, Humphries ranked first in receiving first downs (42), tied for second in receptions (59), and finished second in total yards after catch (319).

**Most first-down receptions from the slot among wide receivers in 2018:**

Wide Receiver	1st Downs
1. Adam Humphries	42
2. Adam Thielen	38
3. Cole Beasley	36
4. JuJu Smith-Schuster	35
5. Tyler Boyd	33

**Most receptions from the slot among wide receivers in 2018:**

Wide Receiver	Receptions
1. Adam Thielen	69
2. Adam Humphries	59
JuJu Smith-Schuster	59
4. Dede Westbrook	55
5. Cole Beasley	54

**Most receiving yards from the slot among wide receivers in 2018:**

Wide Receiver	Rec Yards
1. Tyreek Hill	858
2. JuJu Smith-Schuster	788
3. Tyler Boyd	722
4. Adam Thielen	718
5. Adam Humphries	666

**Most yards after catch from the slot among wide receivers in 2018:**

Wide Receiver	Yards After Catch
1. JuJu Smith-Schuster	349
2. Adam Humphries	319
3. Dede Westbrook	313
4. Tyreek Hill	301
5. Tyler Boyd	298



## MORE TITANS WIDE RECEIVERS

### 13 - WR CAMERON BATSON

5-8, 175, 3rd Year, Texas Tech

- Promoted from the practice squad to the 53-man roster on Nov. 7, 2020.
- Originally signed with the Titans as an undrafted free agent following the 2018 NFL Draft.
- In 2019, he spent the entire season on injured reserve after suffering an injury during training camp.
- As a rookie, appeared in 11 games with two starts at wide receiver and posted eight catches for 82 yards.
- A native of Oklahoma City, Okla., he appeared in 50 games over four seasons at Texas Tech and totaled 157 receptions for 1,499 yards and 14 touchdowns. He also returned 22 kickoffs for 417 yards and returned 65 punts for 394 yards. Batson was roommates with Kansas City Chiefs quarterback Patrick Mahomes at Texas Tech.
- He was the valedictorian of his class at Millwood (Okla.) High School.



#### 2020 Notes:

- **Against Jacksonville (9/20)**, returned to the lineup for the first time since 2018 and snared two passes for 26 yards. Rushed once for 11 yards on a jet sweep.
- Placed on reserve/practice squad COVID-19 on Oct. 2 and removed from the list on Oct. 14, 2020.
- **Against Chicago (11/8)**, registered his first career kickoff return for 23 yards in the fourth quarter. He added a six-yard reception.
- **Against Indianapolis (11/12)**, recorded a career-long 35-yard kickoff return on the opening kickoff. He totaled 60 yards on two kickoff returns and added two receptions for eight yards.
- **At Baltimore (11/22)**, tied his career high with two receptions for 21 total yards, including a 14-yard catch. He added three kickoff returns for 47 yards and one rushing attempt for four yards.
- **At Indianapolis (11/29)**, rushed for five yards and added an 18-yard kickoff return.

### 14 - WR KALIF RAYMOND

5-8, 182, 3rd Year, Holy Cross

- Raymond joined the Titans as a member of the practice squad on Dec. 24, 2018. He was first promoted to the active roster from the practice squad on Oct. 26, 2019.
- In eight games in 2019, he produced nine receptions for 170 yards and one touchdown, four punt returns for 45 yards (11.3 avg.) and 18 kickoff returns for 403 yards (22.4 avg.). Additionally, he appeared in two playoff games and totaled one reception for a 45-yard touchdown, one punt return for nine yards and four kickoff returns for 68 yards (17.0 avg.).
- In 2018, Raymond spent a total of three games on the Titans practice squad, as well as one game on the New York Giants practice squad.
- Raymond arrived in Tennessee with 12 games of NFL experience with the Denver Broncos, New York Jets and Giants. His statistics prior to joining the Titans included 29 punt returns for 210 yards and 20 kick returns for 408 yards.
- Raymond originally signed with the Broncos as a rookie free agent on May 6, 2016. He spent the majority of his rookie season on the Broncos practice squad before being elevated to the active roster and appearing in four contests. He tallied 11 punt returns for 111 yards and six kick returns for 137 yards.
- In 2017, Raymond spent time on the practice squads and active rosters of both the New York Jets and New York Giants. He appeared in two games for the Jets (Weeks 1-2) and returned five punts for 38 yards and three kicks for 85 yards. He was re-signed to the Jets practice squad for Weeks 3-4 before being waived and signed to the Giants' practice squad on Oct. 11, 2017. He was elevated to the active roster and saw action in six total contests for the Giants, returning 13 punts for six yards and 11 kicks for 186 yards.
- Raymond played in 40 games with 23 starts over four seasons (2012-15) as a wide receiver and return specialist for Holy Cross. He totaled 155 receptions for 1,683 yards and 14 touchdowns, returned 62 punts for 464 yards and a score, as well as 80 kick returns for 1,809 yards and two touchdowns.
- He is a native of Lawrenceville, Ga.



#### 2020 Notes:

- **At Minnesota (9/27)**, led the team with a career-high 118 receiving yards on three receptions, logging his first career 100-yard game. He recorded a 44-yard reception during the first series of the game and then



posted a career-long 61-yard catch in the third quarter, leading to a Titans touchdown two plays later. His receiving yardage total was the most by a Titans player on three or fewer receptions since Dec. 5, 2004, when Drew Bennett had 124 yards on three catches at Indianapolis. Raymond added a 30-yard kickoff return and two punt returns for five yards.

- **Against Buffalo (10/13)**, recorded his second start of the season to set a career high. He totaled two receptions for 26 yards, two punt returns for 40 yards and two kickoff returns for 35 yards. He produced a career-long 40-yard punt return in the first quarter, beating his previous long of 25 yards (twice, last at Buffalo on Sept. 10, 2017). It was the longest punt return for the Titans since Adoree' Jackson's 46-yarder at Jacksonville on Sept. 17, 2017. He also caught a 20-yard pass to convert a third-and-20 in the first quarter.
- **Against Houston (10/18)**, caught three passes for 32 yards (long of 20). He added three punt returns for 20 yards (long of 16) and three kickoff returns for 63 yards (long of 23).
- **Against Pittsburgh (10/25)**, returned one punt five yards and returned three kickoffs 43 yards (long of 23).
- **Against Chicago (11/8)**, returned three punts for a total of 49 yards. His 16.3-yard punt return average was the best of his career in a game with at least three returns. He returned three consecutive punts in the first quarter for 21, 16 and 12 yards, respectively.
- **At Indianapolis (11/29)**, returned four punts for a career-high 52 yards, including a 17-yard return.

### 15 - WR NICK WESTBROOK-IKHINE (pronounced uh-KEEN-uh)

6-2, 211, Rookie, Indiana

- The Lake Mary, Fla., native was originally signed by the Titans as an undrafted free agent on May 7, 2020. He was promoted to the Titans active roster on Sept. 16, 2020.
- The former Indiana product appeared in 52 games with 36 starts and totaled 144 receptions for 2,226 yards with 16 touchdowns over four collegiate seasons.
- Westbrook-Ikhine ranked sixth in school history in catches, seventh in yardage and touchdowns, and tied for seventh in 100-yard receiving games (six). He became the seventh Hoosier to reach 125 receptions and 2,000 yards.
- As a senior (2019), caught 42 passes for 572 yards and five touchdowns. His touchdowns total tied for the team lead.
- As a junior (2018), recorded 42 catches for a team-leading 590 yards and four touchdowns. He averaged 49.2 yards per game and 14.0 yards per catch, which both ranked first on the team.
- As a sophomore (2016), totaled 995 receiving yards to lead the team and ranked seventh on Indiana's single-season list.

#### 2020 Notes:

- **Against Jacksonville (9/20)**, made his NFL debut at wide receiver and on special teams.
- **Against Buffalo (10/13)**, registered his first NFL reception in the second quarter, picking up seven yards and a first down.
- **Against Houston (10/18)**, registered his first career start. He scored his first career points in the fourth quarter, catching a pass from Ryan Tannehill for a two-point conversion.
- **At Baltimore (11/22)**, caught a seven-yard pass from Logan Woodside for a first down on a fake punt in the second quarter.





## #60 - C BEN JONES

6-3, 303, 9th Year, Georgia  
[Click for complete bio](#)



Center **Ben Jones** is in his ninth NFL season and his fifth campaign with the Titans in 2020. He was signed as an unrestricted free agent on March 10, 2016.

From 2012 through 2019, Jones appeared in 127 of 128 possible regular season games, including starts in all but one game during his first four seasons in Tennessee.

In 2019, Jones captained an offensive line that helped running back **Derrick Henry** win the NFL's rushing title (1,540 yards). He started all three playoff games en route to an AFC Championship Game appearance.

On Dec. 12, 2019, Jones was named the Titans nominee for the Walter Payton NFL Man of the Year Award. Considered one of the league's most prestigious honors, the award recognizes an NFL player for outstanding community service activities off the field, as well as excellence on the field.

On Nov. 3, 2019, Jones' streak of 120 consecutive games played and 88 consecutive starts came to an end when he was deactivated with a concussion. At the time, Jones' consecutive games streak tied Kansas City's **Mitchell Schwartz** for the longest active streak in the NFL among offensive linemen, and his starting streak ranked first in the NFL among all centers.

Jones started all 16 games at center in 2018, registering a start in every contest for the fifth consecutive season, dating back to his third year in Houston (2014).

In his first year in Tennessee, Jones played a key role in an offensive turnaround. The veteran was a key cog in a line that helped the Titans finish 11th overall in offense, third in rushing and tied for seventh in fewest sacks allowed.

Jones was originally selected by the Houston Texans in the fourth round (99th overall) of the 2012 NFL Draft. Over the following four seasons, he started contests at center and both guard spots. He was a starter on two playoff teams in Houston (2012 and 2015).

In 2015, Jones started every game at center, extending his streak of consecutive regular season games played to 64, which was the second-longest active streak among NFL centers at the conclusion of the season.

A native of Centreville, Ala., Jones attended the University of Georgia, where his 49 total starts ranked third in school annals. He was a two-time All-SEC selection by the league's coaches and was named to Georgia's Team of the Decade. As a senior (2011), the team captain earned All-SEC first-team honors.

### TITANS OFFENSIVE LINEMEN

**CENTERS**

No.	Name	Ht	Wt	Exp	College
62	Brewer, Aaron	6-1	274	R	Texas State
60	Jones, Ben	6-3	308	9	Georgia

**GUARDS**

No.	Name	Ht	Wt	Exp	College
64	Davis, Nate	6-3	316	2	Charlotte
75	Douglas, Jamil	6-4	309	3	Arizona State
76	Saffold III, Rodger	6-5	325	11	Indiana

**TACKLES**

No.	Name	Ht	Wt	Exp	College
71	Kelly, Dennis	6-8	321	9	Purdue
77	Lewan, Taylor (IR)	6-7	309	7	Michigan
72	Quessenberry, David	6-5	310	2	San Jose State
70	Sambrailo, Ty (IR)	6-5	311	6	Colorado State
79	Wilson, Isaiah	6-6	350	R	Georgia

## #64 - G NATE DAVIS

6-3, 316, 2nd Year, Charlotte  
[Click for complete bio](#)



**Nate Davis** is in his second NFL season in 2020. He was selected by the Titans in the third round (82nd overall) of the 2019 NFL Draft.

As a rookie in 2019, Davis played in 13 games with 12 starts at right guard. It was the highest number of starts at guard by a Titans rookie since Chance Warmack's 16 starts in 2013. He also started all three of the team's postseason games.

In four seasons at Charlotte (2015-18), Davis appeared in 41 career games with 37 starts. A four-year starter on the offensive line, Davis started at guard from 2015-17 before switching to right tackle for his senior season in 2018.

He is a native of Ashburn, Va.

**Davis' Career Regular Season Games Played/Games Started:**

Year	Team	GP	GS	Starts by Position
2019	Ten	13	12	RG-12
2020	Ten	11	11	RG-11
<b>NFL Totals</b>		<b>24</b>	<b>23</b>	<b>RG-23</b>

**Davis' Career Postseason Games Played/Games Started:**

Year	Team	GP	GS	Starts by Position
2019	Ten	3	3	RG-3
<b>Playoff Totals</b>		<b>3</b>	<b>3</b>	<b>RG-3</b>


**Jones' Career Regular Season Games Played/Games Started:**

Year	Team	GP	GS	Starts by Position
2012	Hou	16	10	RG-10
2013	Hou	16	1	RG-1
2014	Hou	16	16	LG-16
2015	Hou	16	16	C-16
2016	Ten	16	16	C-16
2017	Ten	16	16	C-16
2018	Ten	16	16	C-16
2019	Ten	15	15	C-15
2020	Ten	11	11	C-11
<b>NFL Totals</b>		<b>138</b>	<b>117</b>	<b>C-90, LG-16, RG-11</b>

**Jones' Career Postseason Games Played/Games Started:**

Year	Team	GP	GS	Starts by Position
2012	Hou	2	2	RG-2
2015	Hou	1	1	C-1
2017	Ten	2	2	C-2
2019	Ten	3	3	C-3
<b>Playoff Totals</b>		<b>8</b>	<b>8</b>	<b>C6, RG-2</b>



**#71 ■ T DENNIS KELLY****6-8, 321, 9th Year, Purdue**[Click for complete bio](#)

Dennis Kelly is in his ninth NFL season and his fifth campaign with the Titans in 2020. He was acquired in a trade with the Philadelphia Eagles on Aug. 16, 2016. In exchange for Kelly, the Titans dealt wide receiver Dorial Green-Beckham to the Eagles.

Kelly appeared in 15 games during the 2019 regular season, including starts at left tackle in each of the team's first four games. He caught a touchdown pass against Jacksonville on Nov. 24 and added another touchdown catch in the AFC Championship Game at Kansas City on Jan. 19.

Kelly played in 11 games in 2018 with five starts at right tackle. It was the third-highest start total of his career.

Kelly played in all 16 games in both 2016 and 2017. During that time he had a regular role in the team's "heavy" personnel package and earned six total starts—six in 2016 and one in 2017. He helped the Titans rush for an average of 136.7 yards per game in 2016, which ranked third in the NFL.

Kelly entered the NFL as a fifth-round selection by the Eagles in the 2012 NFL Draft. In four seasons with the Eagles, he recorded 15 starts and 30 games played. He recorded nine starts with the Eagles at right tackle, four starts at right guard and two starts at left guard.

A native of Chicago Heights, Ill., Kelly was a team captain and a two-time offensive MVP at Purdue. He started his final three seasons at left tackle for the Boilermakers.

**Kelly's Career Regular Season Games Played/Games Started:**

Year	Team	GP	GS	Starts by Position
2012	Phi	13	10	RG-3, RT-7
2013	Phi	0	0	
2014	Phi	3	3	LG-2, RG-1
2015	Phi	14	2	RT-2
2016	Ten	16	6	TE-6
2017	Ten	16	1	TE-1
2018	Ten	11	5	RT-5
2019	Ten	15	4	LT-4
2020	Ten	11	11	RT-11
<b>NFL Totals</b>		<b>99</b>	<b>42</b>	<b>LT-4, LG-2, RG-4, RT-25, TE-7</b>

**Kelly's Career Postseason Games Played/Games Started:**

Year	Team	GP	GS	Starts by Position
2017	Ten	2	0	
2019	Ten	3	0	
<b>Playoff Totals</b>		<b>5</b>	<b>0</b>	

**#77 ■ T TAYLOR LEWAN****6-7, 309, 7th Year, Michigan**[Click for complete bio](#)

Tackle Taylor Lewan is in his seventh NFL season in 2020. He was selected by the Titans with the 11th overall pick of the 2014 NFL Draft and received a multi-year contract extension in 2018.

Lewan was placed on injured reserve on Oct. 19, 2020, one day after suffering a knee injury against the Houston Texans. He started each of the team's first five games of the season.

In 2019, Lewan registered 12 starts during the regular season, anchoring an offensive line that helped running back Derrick Henry win the NFL's rushing title (1,540 yards). He started all three playoff games, including the AFC Championship Game.

Lewan was named to the Pro Bowl for the third consecutive season in 2018. He played and started in 15 of the team's 16 games at left tackle, marking his fourth consecutive season with at least 15 starts.

In 2017, Lewan became the team's first offensive lineman to make multiple Pro Bowls since center Kevin Mawae from 2008–2009. Lewan started all 16 games for the second consecutive season in 2017 and added starts in both postseason contests.

In 2016, Lewan started all 16 games for the first time. The left tackle was the anchor a line that helped the Titans finish 11th overall in offense, third in rushing and tied for seventh in fewest sacks allowed.

In 2015, Lewan started the first 15 games of the season at left tackle before missing the finale with a concussion.

As a rookie in 2014, Lewan played in 11 games with six starts before suffering an ankle injury. He played as a reserve for the first five games and then started in six consecutive contests before the injury caused him to be inactive the final five weeks. For his efforts, Lewan was named to the Pro Football Writers of America All-Rookie Team.

In four seasons at Michigan, Lewan appeared in 50 games with 48 starts at left tackle. He started the final 41 games of his career and was named the Big Ten Conference Offensive Lineman of the Year in 2012 and 2013. As a senior in 2013, he started all 13 games at left tackle for the third consecutive season and was named second-team *Associated Press* All-American.

At the 2014 NFL Scouting Combine, he ran the 40-yard dash in 4.87 seconds, beating all other offensive linemen in his class and clocking the fourth-fastest time among offensive linemen in the last five years (2010-14). He also ranked among the top offensive linemen at the 2014 combine in the broad jump (first at nine feet, nine inches), vertical jump (tied for third at 30.5 inches) and three-cone drill (fourth at 7.39 seconds).

A native of Cave Creek, Ariz., Lewan became the first offensive tackle selected by the Titans/Oilers in the first round since tackle Brad Hopkins (13th overall) in 1993.

**Lewan's Career Regular Season Games Played/Games Started:**

Year	Team	GP	GS	Starts by Position
2014	Ten	11	6	LT-6
2015	Ten	15	15	LT-15
2016	Ten	16	16	LT-16
2017	Ten	16	16	LT-16
2018	Ten	15	15	LT-15
2019	Ten	12	12	LT-12
2020	Ten	5	5	LT-5
<b>NFL Totals</b>		<b>90</b>	<b>85</b>	<b>LT-85</b>

**Lewan's Career Postseason Games Played/Games Started:**

Year	Team	GP	GS	Starts by Position
2017	Ten	2	2	LT-2
2019	Ten	3	3	LT-3
<b>Playoff Totals</b>		<b>5</b>	<b>5</b>	<b>LT-5</b>

**#76 ■ G RODGER SAFFOLD III****6-5, 325, 11th Year, Indiana**[Click for complete bio](#)

Guard Rodger Saffold III is in his 11th NFL season and his second campaign with the Titans in 2020. He was signed by the Titans as an unrestricted free agent from the Los Angeles Rams on March 15, 2019.

In 2019, Saffold started all 16 games for the second consecutive season and for the fourth time in his career. He was a key member of an offensive line that helped running back Derrick Henry win the NFL's rushing title (1,540 yards). He started all three playoff games, including the AFC Championship Game.

During the first nine seasons of his career (2010-18), Saffold appeared in 114 regular season games with 111 starts. He also gained experience in the postseason, starting four career playoff games, including all three postseason contests on the Rams' run to Super Bowl LIII at the conclusion of 2018.

From 2017-18, Saffold played an integral role in one of the NFL's top-ranked offenses. According to STATS Inc., he allowed only two sacks during that time.

Saffold is extremely versatile, having started with the Rams at right tackle (three games), left tackle (36), right guard (13) and left guard (43).

A native of Bedford, Ohio, he spent four seasons at Indiana University (2006-09), where he started 41 career games and earned All-Big Ten honors as a senior.

Saffold was originally selected by the Rams in the second round (33rd overall) of the 2010 NFL Draft.

**Saffold's Career Regular Season Games Played/Games Started:**

Year	Team	GP	GS	Starts by Position
2010	StL	16	16	LT-16
2011	StL	9	9	LT-9
2012	StL	10	10	LT-10
2013	StL	12	9	RG-5, RT-3, LT-1
2014	StL	16	16	LG-13, RG-3
2015	StL	5	5	RG-5
2016	LAR	15	15	LG-12, LT-2, RT-1
2017	LAR	15	15	LG-15
2018	LAR	16	16	LG-16
2019	Ten	16	16	LG-16
2020	Ten	10	10	LG-10
<b>NFL Totals</b>		<b>140</b>	<b>137</b>	<b>LG-82, LT-38, RG-13, RT-4</b>

**Saffold's Career Postseason Games Played/Games Started:**

Year	Team	GP	GS	Starts by Position
2017	LAR	1	1	LG-1
2018	LAR	3	3	LG-3
2019	Ten	3	3	LG-3
<b>Playoff Totals</b>		<b>7</b>	<b>7</b>	<b>LG-7</b>

**MORE TITANS OFFENSIVE LINEMEN**

**62 - G/C AARON BREWER**

**6-1, 274, Rookie, Texas State**


- Brewer was signed by the Titans as an undrafted free agent on May 7, 2020.
- The Dallas, Texas, native appeared in 48 games with 47 consecutive starts in four seasons at Texas State.
- He started at least five games at every position on the offensive line. He totaled eight starts at left tackle, seven starts at left guard, 15 starts at center, five starts at right guard and 12 starts at right tackle.
- As a senior, he started all 12 contests at right tackle and earned All-Sun Belt second-team recognition. He was the highest-graded offensive lineman in the Sun Belt Conference (82.8) by Pro Football Focus, surrendering just three combined sacks and hits in 496 snaps in pass protection.



**75 - G/C JAMIL DOUGLAS**

**6-4, 309, 3rd Year, Arizona State**

- Douglas was signed by the Titans to the practice squad on Oct. 3, 2018.
- The 6-foot-4-inch, 309-pounder was originally drafted by the Miami Dolphins in the fourth round (114th overall) of the 2015 NFL Draft and has also spent time with the New England Patriots, Atlanta Falcons and Indianapolis Colts.
- In 2019, Douglas appeared in 15 games for the Titans and made four starts at right guard and one start at center. Made his postseason debut and saw action in all three playoff contests.
- Douglas helped open holes for Derrick Henry to lead the NFL with 1,540 rushing yards in 2019.
- In 2015, rookie Douglas saw action in a career-high 16 games for the Dolphins and made a career-high six starts with four at right guard and two at center.
- In four seasons at Arizona State (2011-14), Douglas appeared in 53 games and made 40 consecutive starts. A three-year starter, Douglas made 27 starts at guard and 13 at tackle.



**MORE TITANS OFFENSIVE LINEMEN**

**72 - OL DAVID QUESSENBERRY**

**6-5, 305, 2nd Year, San Jose State**

- Quessenberry was promoted from the practice squad to the 53-man roster on Oct. 27, 2020. He spent the season's first seven weeks on the practice squad and appeared in two contests—one game as a COVID-19 replacement and one game as a standard elevation.
- The 6-foot-5-inch, 305-pounder was originally drafted by the Houston Texans in the sixth round (176th overall) of the 2013 NFL Draft.
- He spent his rookie season on injured reserve and then spent the 2014-16 seasons on reserve/non-football illness list after being diagnosed with non-Hodgkin's lymphoma in June 2014. He was medically cleared and returned to action in 2017 as a member of the Texans practice squad. He was signed to the active roster on Dec. 19, 2017 and appeared in two contests for Houston.
- The La Jolla, Calif., native appeared in a career-high four games in 2019 with the Titans and recorded his first career touchdown catch.
- In four seasons at San Jose State (2009-12), Quessenberry appeared in 49 games, starting the final 37 contests he appeared in at left tackle.



**70 - T TY SAMBRAILO**

**6-5, 311, 6th Year, Colorado State**

- Sambrailo was signed by the Titans as a free agent on March 25, 2020.
- In 2020, he appeared in 10 games with five starts at left tackle after original starter Taylor Lewan was placed on injured reserve. However, he suffered an injury on Nov. 22 at Baltimore that forced him to injured reserve two days later.
- The 6-foot-5-inch, 311-pounder was originally drafted by the Denver Broncos in the second round (59th overall) of the 2015 NFL Draft. He appeared in 57 games with 13 starts during his first five NFL seasons with the Broncos (2015-16) and the Atlanta Falcons (2017-19).
- He started 42 of 48 games during his career at Colorado State, seeing time at all five positions along the offensive line in four seasons with the Rams.
- He helped lead the Rams to their best record (10-3) since 2000 and blocked for a 4,000-yard passer (Grayson - 4,006) and 1,200-yard rusher (Hart - 1,275).
- He is a native of Watsonville, Calif.



**79 - T ISIAH WILSON**

**6-6, 350, Rookie, Georgia**

- The Brooklyn, N.Y., native was selected by the Titans in the first round (29th overall) of the 2020 NFL Draft.
- After redshirting in 2017, Wilson played two seasons at Georgia (2018-19), appearing in 25 total games with 24 starts. All of his starts came at right tackle. The Bulldogs finished 11-3 in 2018 and 12-2 in 2019 in his two playing seasons in Athens.
- As a senior, Wilson played in 11 games, starting in 10. He played every offensive snap vs. Kentucky, Florida, Auburn and Texas A&M and over 95 percent of offensive snaps in three others: Vanderbilt, Tennessee and Missouri.







## TITANS DEFENSIVE LINEMEN

No.	Name	Ht	Wt	Exp	College
94	Crawford, Jack	6-5	274	9	Penn State
92	Dickerson, Matt	6-5	292	3	UCLA
90	Jones, DaQuan	6-4	322	7	Penn State
98	Simmons, Jeffery	6-4	305	2	Mississippi State
93	Tart, Teair	6-2	304	R	Florida International

### #90 • DL DAQUAN JONES

6-4, 322, 7th Year, Penn State

[Click for complete bio](#)

Defensive lineman **DaQuan Jones** is in his seventh NFL season in 2020. He was selected by the Titans in the fourth round (112th overall) of the 2014 NFL Draft.

In 2019, Jones started all 16 games for the fourth time in his career and for the second consecutive season. He achieved career highs with 21 quarterback pressures and three passes defended, and his totals also included 50 tackles, one sack and one tackle for loss.

In 2018, Jones started all 16 games and tallied 39 tackles on the season. He added 14 quarterback pressures, a career-high four tackles for loss and one pass defended.

Jones was placed on injured reserve on Dec. 4, 2017 due to a bicep injury he suffered the previous day against the Houston Texans. It concluded a season in which he totaled a career-high 3.5 sacks. The injury put an end to his streak of 45 consecutive starts.

Jones was one of two Titans who started every game from 2015–2016, holding down a spot at defensive end for consecutive seasons. Outside linebacker **Brian Orakpo** was the other member of the team to start every game in that time period.

As a rookie, Jones appeared in seven games with one start. He registered 13 tackles, a sack, three quarterback pressures, two tackles for loss and a forced fumble.

A leader at Penn State during a time of turmoil, Jones started 23 of 46 college games, with all of his starting assignments coming during the last two seasons. Jones finished his career with 92 tackles, adding 4.5 sacks for minus 28 yards, 15.5 stops for losses totaling 55 yards, two fumble recoveries and a pass deflection.

As a senior in 2013, he started all 12 games at defensive tackle, finishing fifth on the team with a career-high 56 tackles (33 solos). His tackle total was the most for any interior defensive lineman in the Big Ten during



the 2013 campaign. Jones was named first-team All-Big Ten by the league's coaches and second-team All-Conference by the media. He was named Penn State's Outstanding Senior Player and the recipient of the team's Reid-Robinson Award.

Jones is a native of Johnson City, N.Y.

#### 2020 Notes:

- **At Denver (9/14)**, registered two tackles on Monday Night Football.
- **Against Jacksonville (9/20)**, tallied four tackles.
- **At Minnesota (9/27)**, collected a pair of tackles and two quarterback pressures.
- Placed on reserve/COVID-19 on Sept. 29 and removed from the list on Oct. 11.
- **Against Buffalo (10/13)**, posted a pair of tackles.
- **Against Houston (10/18)**, recorded his first half sack of the season (7.5 career sacks) in the first quarter, teaming with Harold Landry III to drop Deshaun Watson for a three-yard loss. He totaled two tackles for loss in the contest.
- **Against Pittsburgh (10/25)**, posted three tackles.
- **Against Chicago (11/8)**, tied his career high with seven tackles and added a half sack and two tackles for loss. He split a one-yard sack of Nick Foles with linebacker Rashaan Evans in the fourth quarter.
- **Against Indianapolis (11/12)**, totaled five tackles and registered an 11-yard sack of Philip Rivers in the second quarter to give him 1.5 sacks in two games. It was his ninth career sack.
- **At Baltimore (11/22)**, contributed one tackle.
- **At Indianapolis (11/29)**, registered four tackles.

#### Jones' Career Regular Season Statistics:

Year	GP	GS	Tackle	Sack	TFL	QBP	Int	PD	FF	FR
2014	7	1	13	1.0	2	3	0	0	1	0
2015	16	16	67	0.0	2	15	0	0	0	1
2016	16	16	29	1.5	1	8	0	0	0	1
2017	12	12	36	3.5	1	9	0	0	0	0
2018	16	16	39	0.0	4	14	0	1	0	0
2019	16	16	50	1.0	1	21	0	3	0	0
2020	11	11	36	2.0	5	8	0	0	0	0
<b>Totals</b>	<b>94</b>	<b>88</b>	<b>270</b>	<b>9.0</b>	<b>16</b>	<b>78</b>	<b>0</b>	<b>4</b>	<b>1</b>	<b>2</b>

#### Jones' Career Postseason Statistics:

Year	GP	GS	Tackle	Sack	TFL	QBP	Int	PD	FF	FR
2019	3	3	9	0.5	0	3	0	0	0	0

#### Jones' Regular Season Single-Game Highs:

**Tackles** - 7 (Four times, last vs. Chicago, 11/8/20)  
**Sacks** - 2 at Indianapolis (11/26/17)  
**Quarterback Pressures** - 4 (Twice, last vs. L.A. Chargers, 10/20/19)  
**Forced Fumble** - 1 vs. Indianapolis (12/28/14)  
**Fumble Recovery** - 1 (Twice, last vs. Houston, 1/1/17)

#### Jones' Playoff Single-Game Highs:

**Tackles** - 4 at Kansas City (1/19/20)  
**Sacks** - 0.5 at Kansas City (1/19/20)

### #98 • DT JEFFERY SIMMONS

6-4, 305, 2nd Year, Mississippi State

[Click for complete bio](#)

Defensive lineman **Jeffery Simmons** is in his second NFL season. He was selected by the Titans in the first round (19th overall) of the 2019 NFL Draft.

Simmons began his rookie season on the non-football injury list due to a knee injury he suffered during training in February 2019. He missed the first six games of the season before joining the 53-man roster in Week 7.

His rookie totals included 40 tackles, two sacks, two tackles for loss, 14 quarterback pressures and one pass defended in nine games (seven starts). He added four tackles, three quarterback pressures and a fumble recovery in three playoff contests.

During a three-year career as a defensive tackle at Mississippi State, Simmons appeared in 38 contests with 28 starts. He finished his career ranked sixth in school history with 32.5 in tackles for loss. He also tied for sixth in MSU annals with five forced fumbles and tied for fourth with three blocked kicks. His totals also included 163 tackles, seven sacks, seven





passes defended and two defensive touchdowns.

He was a first-team All-SEC selection as a sophomore and junior and was one of two players in the nation to be named a Bednarik Award Semifinalist in both 2017 and 2018.

As a junior in 2018, Simmons was named second-team All-American after totaling 63 tackles, 17 tackles for loss and two sacks. His 17 tackles for loss led the team, ranked fourth in the SEC and were the third-most in single-season school history.

During his sophomore season (2017), he set a career high with five sacks and added 12 tackles for loss. With three total blocked kicks and punts, he became the first SEC player since 2004 to lead the nation in the category.

Simmons is a native of Macon, Miss.

#### 2020 Notes:

- **At Denver (9/14)**, tallied four tackles and a fumble recovery on Monday Night Football. He notched his first career fumble recovery in the second quarter on a reception by Melvin Gordon III (fumble forced by Kevin Byard). He recovered the ball at Denver's 23-yard line, and the offense scored a touchdown on the ensuing drive.
- **Against Jacksonville (9/20)**, helped clinch the victory by batting a pass at the line of scrimmage that was then picked off by outside linebacker Harold Landry III on the Jaguars' final possession. It was the second consecutive game in which Simmons was involved in a takeaway after recovering a fumble in the season opener at Denver. He added three tackles against the Jaguars.
- **At Minnesota (9/27)**, produced five total tackles, one sack, one tackle for loss and a career-high five quarterback pressures. He forced the Vikings to punt with a six-yard sack of Kirk Cousins on third down in the first quarter. It was his first sack of 2020 and the third sack of his career.
- Placed on reserve/COVID-19 on Oct. 3 and removed from the list on Oct. 15.
- **Against Houston (10/18)**, registered his second sack of the season and the fourth sack of his career in the fourth quarter, taking down Deshaun Watson for a 12-yard loss on third down. He tied his career high with six tackles and also batted down a pass by Watson on a two-point conversion attempt with less than two minutes remaining in the fourth quarter. The play kept the Titans' deficit to seven points (36-29), and the Titans offense subsequently drove to tie the score and force overtime.
- **Against Pittsburgh (10/25)**, registered three tackles and a pass defended. He deflected a Ben Roethlisberger pass in the third quarter that was subsequently intercepted by linebacker Jayon Brown. It was the second time in 2020 that Simmons tipped a pass that was then intercepted (Sept. 20 vs. Jacksonville).
- **At Cincinnati (11/1)**, contributed four tackles.
- **Against Chicago (11/8)**, totaled three tackles, one pass defended, one forced fumble and one fumble recovery to earn AFC Defensive Player of the Week honors. He was credited with his first career forced fumble in the third quarter, leading to a Titans touchdown. After he knocked the ball out of the hands of running back David Montgomery, cornerback Desmond King II scooped it up and raced 63 yards for a touchdown. In the fourth quarter, after Jayon Brown stripped the ball from Anthony Miller, he recovered the

ball for the takeaway. It was his first career game with a fumble recovery and a forced fumble. He became the team's first defensive lineman to record a fumble recovery and a forced fumble in the same game since Jurrell Casey at Atlanta on Sept. 29, 2019.

- **Against Indianapolis (11/12)**, posted two tackles and one pass defended.
- **At Baltimore (11/22)**, contributed three tackles.
- **At Indianapolis (11/29)**, sacked Philip Rivers for a six-yard loss in the third quarter, registering his third sack of the season to surpass his rookie total of two sacks. He totaled four tackles and added a pass defended.

#### Simmons' Career Regular Season Statistics:

Year	GP	GS	Tackle	Sack	TFL	QBP	Int	PD	FF	FR
2019	9	7	40	2.0	2	14	0	1	0	0
2020	10	10	37	3.0	3	11	0	5	1	2
<b>Totals</b>	<b>19</b>	<b>17</b>	<b>77</b>	<b>5.0</b>	<b>5</b>	<b>25</b>	<b>0</b>	<b>6</b>	<b>1</b>	<b>2</b>

#### Simmons' 2019/Career Postseason Statistics:

Year	GP	GS	Tackle	Sack	TFL	QBP	Int	PD	FF	FR
2019	3	0	4	0.0	0	3	0	0	0	1

#### Simmons' Regular Season Single-Game Highs:

- Tackles** - 6 (Three times, last vs. Houston, 10/18/20)
- Sacks** - 1 (Five times, last at Indianapolis, 11/29/20)
- Quarterback Pressures** - 5 at Minnesota (9/27/20)
- Forced Fumbles** - 1 vs. Chicago (11/8/20)
- Fumble Recoveries** - 1 (Twice, last vs. Chicago, 11/8/20)

#### Simmons' Playoff Single-Game Highs:

- Tackles** - 2 (Twice, last at Baltimore, 1/11/20)
- Fumble Recoveries** - 1 at Baltimore (1/11/20)

## MORE TITANS DEFENSIVE LINEMEN

### 94 - DL JACK CRAWFORD 6-5, 274, 9th Year, Penn State



- Crawford was signed by the Titans as an unrestricted free agent on April 8, 2020.
- The London, United Kingdom, native was originally selected by the Oakland Raiders in the fifth round (158th overall) of the 2012 NFL Draft and was spent his first two seasons with the Raiders. He then played three seasons with the Dallas Cowboys (2014-16) and three seasons with the Atlanta Falcons (2017-2019).
- In 2019, he played in all 16 games with four starts for the Falcons and totaled 27 tackles, one tackle for loss and a half sack.
- In 2018, Crawford played in all 16 games with a career-best 11 starts for the Falcons and recorded career-bests with 35 tackles and six sacks.
- In 2016, his final season in Dallas, Crawford saw action in all 16 games and posted 27 tackles, 3.5 sacks, and 12 quarterback pressures.
- In 2015, Crawford played in all 16 games for the first time in his career and registered 18 tackles, four sacks which ranked fourth on the team, 10 quarterback pressures and three tackles for loss.
- In four seasons at Penn State, he saw action in 49 games with 33 starts and tallied 89 tackles, 14 sacks, 26.5 stops for loss, 11 passes defended, three fumble recoveries and a forced fumble.

#### 2020 Notes:

- **At Denver (9/14)**, made his Titans debut on Monday Night Football.
- **Against Jacksonville (9/20)**, recorded a 20-yard sack of quarterback Gardner Minshew in the second quarter. It was his first sack as a member of the Titans and the 17th sack of his career. It was the most sack yards recorded on a single play by the Titans since William Hayes registered a 21-yard sack at San Francisco on Nov. 8, 2009.
- **Against Indianapolis (11/12)**, registered a career-high five tackles.



**92 - DE MATT DICKERSON****6-5, 292, 3rd Year, UCLA**

- Matt Dickerson was signed by the Titans as an undrafted free agent on May 11, 2018.
- His 2019 totals included two tackles, one quarterback pressure and one tackle for loss in five games. He added one tackle in three playoff contests.
- As a rookie in 2018, he totaled three tackles in three games.
- Dickerson appeared in 44 games with 16 starts over four seasons at UCLA. He totaled 97 tackles, seven tackles for loss, four passes defended and 1.5 sacks as a Bruin.
- As a senior in 2017, he started seven games before missing the remainder of the season due to injury. Prior to the injury he recorded 21 tackles and a tackle for loss.
- Dickerson is a native of San Mateo, Calif.

**91 - DL LARRELL MURCHISON****6-2, 297, Rookie, North Carolina State**

- Murchison was selected by the Titans in the fifth round (174th overall) of the 2020 NFL Draft.
- During a two-year stint as a defensive tackle at North Carolina State, Murchison started in all 25 contests. He finished his Wolfpack career with 85 tackles, 11 sacks, 20 tackles for loss, five quarterback hits, an interception, three passes defended and three fumble recoveries.
- In 2019, Murchison was named second-team All-ACC after leading the Wolfpack with a 12 tackles for loss and seven sacks as a senior.
- In 2018, Murchison received N.C. State's Cary Brewer Award for Defensive Lineman of the Year, as well as the Alpha Wolf Rising Award, which is given to the Most Improved Player.
- The Elizabethtown, N.C., native started his collegiate career at Louisiana State University (N.C.) College and was named a NJCAA junior-college honorable mention All-American.

**2020 Notes:**

- **Against Jacksonville (9/20)**, made his NFL debut and was credited with one tackle.

**93 - DT TEAIR TART****6-2, 304, Rookie, Florida International**

- Signed by the Titans as an undrafted free agent on May 7, 2020.
- The Philadelphia, Pa., native appeared in 23 games with 10 starts over two seasons at Florida International, totaling 51 tackles, 19.0 tackles for loss, six sacks, one pass defended, five quarterback pressures and two forced fumbles.
- Tart also played at Ellsworth (Iowa) Community College in 2017 and ASA (N.Y.) College in 2016.
- His first name is pronounced "tee-AIR."

**2020 Notes:**

- **Against Chicago (11/8)**, made his NFL debut as a reserve and registered a quarterback pressure.



# TITANS

## INSIDE LINEBACKERS

No.	Name	Ht	Wt	Exp	College
56	Bates, Daren	5-11	225	8	Auburn
55	Brown, Jayon (IR)	6-0	226	4	UCLA
49	Dzubnar, Nick	6-1	240	6	Cal Poly-San Luis Obispo
54	Evans, Rashaan	6-2	232	3	Alabama
51	Long Jr., David	5-11	227	2	West Virginia

### #55 - ILB JAYON BROWN

**6-0, 226, 4th Year, UCLA**[Click for complete bio](#)

Linebacker **Jayon Brown** is in his fourth NFL season in 2020. He was selected by the Titans in the fifth round (155th overall) of the 2017 NFL Draft.

Brown was placed on injured reserve on Nov. 24, 2020 after starting the season's first 10 games. At the time, he led the team with 76 total tackles. His season statistics also included one sack, five tackles for loss, four quarterback pressures, one interception, eight passes defended and two forced fumbles.

Brown appeared in 14 contests in 2019 with a career-high 14 starts. He finished third on the team and set a career high with 117 tackles while adding one sack, four tackles for loss, seven quarterback pressures, one interception, nine passes defended and one fumble return for a touchdown. He added eight tackles and one pass defended in two postseason contests.

Brown played in all 16 games with nine starts in 2018. He finished second on the defense with 107 tackles and six sacks, and his 18 quarterback pressures tied for the second-highest total on the team. He was one of only six NFL linebackers with at least six sacks, one interception, one forced fumble and one fumble recovery during the season.

As a rookie, Brown appeared in all 16 regular season games and both postseason games as the team's nickel linebacker. He registered 67 tackles, which tied for the 10th-highest total by a "Titans era" rookie (1999-present) and ranked fifth among the team's rookie linebackers in that span.

In four seasons at UCLA (2013-16), Brown appeared in 49 games with 21 starts and totaled 220 tackles, three sacks, nine tackles for loss, three interceptions, 15 passes defended, one forced fumble and four fumble recoveries. He started 21 games over his final two seasons and totaled nine games with double-digit tackles.

As a senior in 2016, he earned first-team All-Pac-12 honors after leading the Bruins with 119 tackles, which tied for 16th on the all-time school single-season list. He added 2.5 sacks, seven tackles for loss, three interceptions, 23 passes defended and two fumble recoveries.

Brown is a native of Long Beach, Calif.

**2020 Notes:**

- **At Denver (9/14)**, registered five tackles and a tackle for loss on Monday Night Football.
- **Against Jacksonville (9/20)**, totaled seven tackles, one tackle for loss, one quarterback pressure and one pass defended.
- **At Minnesota (9/27)**, led the defense with eight tackles and added a pass defended and two quarterback pressures.
- **Against Buffalo (10/13)**, recorded five tackles and forced fumble (recovered by Buffalo) in his 50th career game.
- **Against Houston (10/18)**, credited with a team-high 10 tackles, including a tackle for loss.
- **Against Pittsburgh (10/25)**, credited with an interception, a team-high and career-high four passes defended, and tied for the team lead with eight tackles. He intercepted a Ben Roethlisberger pass in the third quarter for his first interception of 2020 on a pass that was deflected by Jeffery Simmons. The play gave Brown three career interceptions. He also helped cause an interception in the fourth quarter when he defended a pass from Ben Roethlisberger to JuJu Smith-Schuster that was then picked off by Amani Hooker.

- **At Cincinnati (11/1)**, led the team and set a season high through seven games with 12 total tackles.
- **Against Chicago (11/8)**, credited with a team-high 11 tackles in the contest along with one sack, one pass defended and one forced fumble. He dropped Nick Foles for a six-yard sack in the second quarter. In the fourth quarter, he created a turnover when he registered his second forced fumble of the season. He knocked the ball out of the hands of wide receiver Anthony Miller, and defensive tackle Jeffery Simmons recovered it for the Titans. The play gave Brown four career forced fumbles.
- **Against Indianapolis (11/12)**, tallied seven tackles and one pass defended.
- **At Baltimore (11/22)**, posted three tackles, including a tackle for loss, before exiting the contest in the second quarter with an elbow injury.
- Placed on injured reserve on Nov. 24.

**Brown's Career Regular Season Statistics:**

Year	GP	GS	Tackle	Sack	TFL	QBP	Int	PD	FF	FR
2017	16	0	67	1.5	2	6	0	4	0	1
2018	16	9	107	6.0	6	18	1	7	2	1
2019	14	14	117	1.0	4	7	1	9	0	1
2020	10	10	76	1.0	5	4	1	8	2	0
<b>Totals</b>	<b>56</b>	<b>33</b>	<b>367</b>	<b>9.5</b>	<b>17</b>	<b>35</b>	<b>3</b>	<b>28</b>	<b>4</b>	<b>3</b>

**Brown's Career Postseason Statistics:**

Year	GP	GS	Tackle	Sack	TFL	QBP	Int	PD	FF	FR
2017	2	0	5	0.0	0	0	0	1	0	0
2019	2	2	8	0.0	0	0	0	1	0	0
<b>Totals</b>	<b>4</b>	<b>2</b>	<b>13</b>	<b>0.0</b>	<b>0</b>	<b>0</b>	<b>0</b>	<b>2</b>	<b>0</b>	<b>0</b>

**Brown's NFL Regular Season Single-Game Highs:**

- Tackles** - 16 vs. Jacksonville (11/24/19)
- Sacks** - 1 (Eight times, last vs. Chicago, 11/8/20)
- Interceptions** - 1 (Three times, last vs. Pittsburgh, 10/25/20)
- Pass Defended** - 4 vs. Pittsburgh (10/25/20)
- Forced Fumbles** - 1 (Four times, last vs. Chicago, 11/8/20)
- Fumble Recoveries** - 1 (Three times, last at Oakland, 12/8/19)

**Brown's NFL Playoff Single-Game Highs:**

- Tackles** - 5 at Kansas City (1/19/20)

**BROWN IN ELITE GROUP IN 2018**

Jayon Brown emerged in 2018 as one of the top playmakers on the Titans defense. He was one of only six NFL linebackers during the season to accumulate at least six sacks, one interception, one forced fumble and one opponent fumble recovery, joining Denver's Von Miller, Chicago's Khalil Mack, Kansas City's Justin Houston, Indianapolis' Darius Leonard and Buffalo's Lorenzo Alexander.

**NFL linebackers in 2018 with at least six sacks, one interception, one forced fumble and one opponent fumble recovery:**

Player	Team	Sacks	Int	Forced Fum	Opp Fum Rec
Von Miller	Denver Broncos	14.5	1	4	3
Khalil Mack	Chicago Bears	12.5	1	6	2
Justin Houston	Kansas City Chiefs	9.0	1	5	3
Darius Leonard	Indianapolis Colts	7.0	2	4	2
Lorenzo Alexander	Buffalo Bills	6.5	2	2	1
<b>Jayon Brown</b>	<b>Tennessee Titans</b>	<b>6.0</b>	<b>1</b>	<b>2</b>	<b>1</b>



**SACKS AMONG YOUNG NFL LINEBACKERS**

Inside linebacker **Jayon Brown** was one of the Titans' top pass rushers in 2018, his second NFL season. He finished second on the team with six sacks and also tied for second place on the defense with 18 quarterback pressures.

Brown was one of the NFL's top pass rushers among young linebackers. Counting both inside and outside linebackers in their rookie, first or second seasons, only three players ranked ahead of Brown in sacks—Pittsburgh Steelers 3-4 outside linebacker **T.J. Watt** (13.0), Denver Broncos 3-4 outside linebacker **Bradley Chubb** (12.0) and Indianapolis Colts 4-3 outside linebacker **Darius Leonard** (7.0). Brown tied with Detroit Lions 4-3 middle linebacker **Jarrad Davis** (6.0).


**Most sacks in 2018 among rookie, first- or second-year linebackers:**

Player	Team	Position	Year	Sacks
1. T.J. Watt	Pittsburgh Steelers	OLB	2	13.0
2. Bradley Chubb	Denver Broncos	OLB	R	12.0
3. Darius Leonard	Indianapolis Colts	OLB	R	7.0
4. <b>Jayon Brown</b>	<b>Tennessee Titans</b>	<b>ILB</b>	<b>2</b>	<b>6.0</b>
Jarrad Davis	Detroit Lions	MLB	2	6.0
6. Roquan Smith	Chicago Bears	ILB	R	5.0
7. <b>Harold Landry</b>	<b>Tennessee Titans</b>	<b>OLB</b>	<b>R</b>	<b>4.5</b>
Genard Avery	Cleveland Browns	OLB	R	4.5
9. Lorenzo Carter	New York Giants	OLB	R	4.0
Haason Reddick	Arizona Cardinals	OLB	2	4.0

**#54 ■ ILB RASHAAN EVANS**

**6-2, 232, 3rd Year, Alabama**

[Click for complete bio](#)



Linebacker **Rashaan Evans** is in his third NFL season in 2020. He was selected by the Titans with the 22nd pick in the first round of the 2018 NFL Draft. The Titans traded up from the 25th spot in order to take the former Alabama standout.

In 2019, Evans started all 16 games at inside linebacker and led the Titans with 139 tackles and 11 tackles for loss. He added 2.5 sacks, 11 quarterback pressures, one pass defended and one fumble return for a touchdown. He started all three postseason games and finished second on the squad with 22 tackles, including a team-high three tackles for loss.

During his rookie season, Evans overcame an injury that kept him out of the preseason. He played in 15 games with seven starts at inside linebacker and totaled 63 tackles, six quarterback pressures, two tackles for loss and three passes defended.

In four seasons with the Crimson Tide (2014–2017), Evans appeared in 53 games with 14 starts and totaled 152 tackles, 15.0 sacks, 23.5 tackles for loss, five passes defended, 19 quarterback hurries, two forced fumbles and two fumble recoveries. During his four years there, he appeared in three CFP National Championship contests with two victories.

As a senior in 2017, Evans started 12 games and tied for the team lead with 74 tackles. He led the Crimson Tide with 13 tackles for loss despite missing a pair of games due to injury and also posted seven quarterback hurries, six sacks, three passes defended, one forced fumble and one fumble recovery.

Following his senior campaign, he was named a first-team All-American by the AFCA, earned first-team All-SEC honors from Associated Press and second-team All-SEC honors from the conference coaches.

Evans is a native of Auburn, Ala.

**2020 Notes:**

- **Against Jacksonville (9/20)**, totaled seven tackles.
- **At Minnesota (9/27)**, recovered a fumble by Dalvin Cook in the first quarter and returned the ball 25 yards to help set up a field goal on the ensuing drive. It was his second career fumble recovery (first of 2020). He also tied for the team lead with seven tackles.
- **Against Buffalo (10/13)**, led the defense with nine tackles.
- **Against Houston (10/18)**, posted seven tackles and a quarterback pressure.
- **Against Pittsburgh (10/25)**, totaled five tackles and one pass defended.
- **At Cincinnati (11/1)**, notched six tackles.
- **Against Chicago (11/8)**, tallied four tackles and split a one-yard sack of





Nick Foles with defensive lineman DaQuan Jones in the fourth quarter. The play gave Evans three career sacks.

- **Against Indianapolis (11/12)**, notched six tackles.
- **At Baltimore (11/22)**, credited with a team-high nine tackles.
- **At Indianapolis (11/29)**, posted four tackles and one pass defended.

**Evans' Career Regular Season Statistics:**

Year	GP	GS	Tackle	Sack	TFL	QBP	Int	PD	FF	FR
2018	15	7	63	0.0	2	6	0	3	0	0
2019	16	16	139	2.5	11	11	0	1	0	1
2020	11	11	65	0.5	0	2	0	2	0	1
<b>Totals</b>	<b>42</b>	<b>34</b>	<b>267</b>	<b>3.0</b>	<b>13</b>	<b>19</b>	<b>0</b>	<b>6</b>	<b>0</b>	<b>2</b>

**Evans' 2019/Career Postseason Statistics:**

Year	GP	GS	Tackle	Sack	TFL	QBP	Int	PD	FF	FR
2019	3	3	22	0.0	3	2	0	0	0	0

**Evans' Regular Season Single-Game Highs:**

- Tackles** - 14 vs. Tampa Bay (10/27/19)
- Sacks** - 1 (Twice, last vs. Jacksonville, 11/24/19)
- Fumble Recoveries** - 1 (Twice, last at Minnesota, 9/27/20)

**Evans' Playoff Single-Game Highs:**

- Tackles** - 12 at New England (1/4/20)
- Tackles for Loss** - 3 at New England (1/4/20)

## 2019 TITANS TACKLE LEADERS

Linebacker **Rashaan Evans** set a career high and led the Titans defense with 139 tackles during the 2019 regular season, according to the Titans coaches' film review. It was his first season to lead the team in tackles.

**Titans tackle leaders in 2019 (by total tackles)\*:**

Player	Pos	Total	Solo	Assist
1. Rashaan Evans	ILB	139	84	55
2. Logan Ryan	CB	120	76	44
3. Jayon Brown	ILB	117	89	28
4. Kenny Vaccaro	S	104	62	42
5. Kevin Byard	S	91	57	34
6. Harold Landry III	OLB	81	56	25
7. Jurrell Casey	DT	61	41	20
8. DaQuan Jones	DL	50	34	16
9. Wesley Woodyard	ILB	46	32	14
10. Adoree' Jackson	CB	40	36	4

\* Titans tackle statistics from coaches' tally

## MORE TITANS INSIDE LINEBACKERS

**56 - LB DAREN BATES**

5-11, 225, 8th Year, Auburn

➤ Bates was promoted from the practice squad to the 53-man roster on Oct. 27. He spent the first seven weeks of the season on the practice squad, during which time he appeared in three games—two games as a COVID-19 replacement and one game as a standard elevation.

➤ Bates originally joined the Titans in 2017 after spending time with the St. Louis Rams (2013-15) and Oakland Raiders (2016).

➤ In 2019, he appeared in 13 games and led the team with 11 special teams tackles. He added a pair of special teams stops in three postseason games.

➤ He was named a team captain (special teams) for the first time in his career prior to the 2018 campaign. He played in all 16 games and finished second on the squad with 10 special teams tackles.

➤ In 2017, Bates set a career high and ranked second on the team with 16 special teams tackles.

➤ Bates registered back-to-back seasons (2014-2015) of double-digit special teams tackles as a member of the St. Louis Rams.

➤ The Memphis, Tenn., native appeared in 49 games during his career at Auburn, totaling 316 tackles, registering six double-digit tackle games in his collegiate career.



**49 - LB NICK DZUBNAR**

6-1, 240, 6th Year, Cal Poly-San Luis Obispo

➤ Dzubnar (pronounced duh-ZOOB-nar) was signed by the Titans as an unrestricted free agent on March 26, 2020.

➤ The Mission Viejo, Calif., native was originally signed by the San Diego Chargers as undrafted free agent on May 12, 2015.

➤ In five seasons with the Chargers, he produced 61 special teams tackles in 65 games.

➤ In 2019, Dzubnar appeared in all 16 games for the third time in his career, posting 12 special teams tackles.

➤ In 2018, Dzubnar collected 15 special teams tackles on coverage units and tied for the team lead with three special teams tackles in the 2018 postseason.

➤ In 2017, Dzubnar led the Chargers with a career-best 21 special teams tackles.

➤ Played four seasons (2011-14) at Cal Poly-San Luis Obispo, ending his Mustang career as the second-leading tackler in school history with 414 stops.

**2020 Notes:**

➤ **At Denver (9/14)**, made his Titans debut on Monday Night Football and registered a tackle.

➤ **Against Buffalo (10/13)**, led the team with three special teams tackles.



**51 - LB DAVID LONG JR.**

5-11, 227, 2nd Year, West Virginia

➤ The Cincinnati, Ohio, native was selected by the Titans in the sixth round (188th overall) of the 2019 NFL Draft.

➤ As a rookie in 2019, Long appeared in 14 games during the regular season. He also played in all three playoff contests with one start.

➤ During a three-year career at West Virginia, he played in 34 games with 31 starts and totaled 252 tackles, 14 sacks and 40 career tackles for loss which tied for third place on West Virginia's all-time list. In his final campaign in 2018, tied for the single-season program record with 19 tackles for loss.

➤ As a junior at West Virginia in 2018, he was selected Big 12 Defensive Player of the Year by the coaches and the Associated Press. He also received second-team All-America honors by the Associated Press and first-team All-Big 12 accolades by the Associated Press.

➤ Attended Winton Woods High School (Cincinnati, Ohio) where he finished with 283 career tackles, six sacks and six interceptions.

**2020 Notes:**


➤ **At Denver (9/14)**, posted three tackles and a tackle for loss on Monday Night Football.

➤ **Against Buffalo (10/13)**, forced a fumble on Andre Roberts' kickoff



return in the fourth quarter, leading to a recovery by Kareem Orr and a Titans touchdown on the ensuing possession. He added two tackles on defense.

- Placed on the reserve/COVID-19 list on Nov. 16 and activated on Nov. 28.
- **At Indianapolis (11/29)**, posted three tackles and one pass defended.



## TITANS OUTSIDE LINEBACKERS

No.	Name	Ht	Wt	Exp	College
99	Clowney, Jadeveon (IR)	6-5	255	7	South Carolina
58	Landry III, Harold	6-2	252	3	Boston College
50	Roberson, Derick	6-3	250	2	Sam Houston St.

### #99 - OLB JADEVEON CLOWNEY

6-5, 255, 7th Year, South Carolina  
[Click for complete bio](#)



**Jadeveon Clowney** (first name pronounced juh-DEV-ee-on) is in his seventh NFL season and his first campaign with the Titans. He joined the Titans as an unrestricted free agent in September 2020.

Clowney played his first five NFL seasons with the Houston Texans after he was the first overall pick in the 2014 NFL Draft. He was traded to the Seattle Seahawks in 2019.

In his first six NFL seasons, Clowney played in 75 games and tallied 236 tackles, 32 sacks, 71 tackles for loss, 14 passes defended, nine forced fumbles and seven fumble recoveries. He also scored four total touchdowns—three on fumble recoveries and one on an interception return. Clowney was named to the Pro Bowl each season from 2016 through 2018, and he added second-team Associated Press All-Pro honors in 2016.

Over a four-season span from 2016 through 2019, Clowney was one of only three NFL players with at least 60 tackles for loss, eight forced fumbles and 150 quarterback pressures, per Sportradar. The others on the list were **Aaron Donald** and **Chandler Jones**. Clowney ranked fourth in the NFL over those four seasons with 60 tackles for loss.

In 2019, Clowney played for the Seattle Seahawks and tallied 31 tackles, three sacks, seven tackles for loss, a career-best four forced fumbles and two fumble recoveries in 13 games.

Before being traded to the Seahawks just prior to the 2019 season kicking off, Clowney played five seasons (2014-18) for the Texans. His best statistical output came in 2017, when he started 16 games and recorded 9.5 sacks, 21 quarterback hits, 21 tackles for loss, two forced fumbles and two fumble recoveries. He joined Jones as the only NFL players to register 20 or more tackles for loss and 20 or more quarterback hits.

A native of Rock Hill, S.C., Clowney had a three-year (2011-13) career at the University of South Carolina and became the third Gamecock to earn All-American honors twice during their career. His college career stats included 130 tackles, 24 sacks, 47 tackles for loss, a school-record nine forced fumbles and one fumble recovery in 36 games played.

**2020 Notes:**

- **At Denver (9/14)**, started in his Titans debut on Monday Night Football. He totaled three tackles, including a tackle for loss, and one quarterback pressure.
- **Against Jacksonville (9/20)**, tallied a pair of tackles and three quarterback pressures.
- **At Minnesota (9/27)**, collected two tackles, one tackle for loss and one pass defended.
- **Against Buffalo (10/13)**, posted a tackle and two passes defended.
- **Against Houston (10/18)**, credited with two tackles and a tackle for loss against his former team.
- **Against Pittsburgh (10/25)**, totaled four tackles, one pass defended and one forced fumble. In the second quarter, his forced fumble (recovered

by the Steelers) gave him his first forced fumble of 2020 and the 10th forced fumble of his career.

- **At Cincinnati (11/1)**, contributed one tackle.
- **Against Chicago (11/8)**, he was inactive with a knee injury.
- **Against Indianapolis (11/12)**, totaled four tackles, including a tackle for loss.
- Placed on injured reserve on Nov. 21.

**Clowney's Career Regular Season Statistics:**

Year	Team	GP	GS	Tackle	Sack	TFL	QBP	Int	PD	FF	FR
2014	Hou	4	2	7	0.0	3	0	0	0	0	0
2015	Hou	13	9	40	4.5	8	8	0	6	1	0
2016	Hou	14	14	52	6.0	16	17	0	2	1	0
2017	Hou	16	16	59	9.5	21	21	0	2	2	2
2018	Hou	15	14	47	9.0	16	21	0	1	1	3
2019	Sea	13	11	31	3.0	7	13	1	3	4	2
2020	Ten	8	8	19	0.0	4	9	0	4	1	0
<b>Totals</b>		<b>83</b>	<b>74</b>	<b>191</b>	<b>32.0</b>	<b>75</b>	<b>89</b>	<b>1</b>	<b>18</b>	<b>10</b>	<b>7</b>

**Clowney's Career Postseason Statistics:**

Year	Team	GP	GS	Tackle	Sack	TFL	QBP	Int	PD	FF	FR
2016	Hou	2	2	3	0	1	3	1	2	0	0
2018	Hou	1	1	5	0	0	3	0	0	0	0
2019	Sea	2	2	12	1.5	3	6	0	0	0	0
<b>NFL Totals</b>		<b>5</b>	<b>5</b>	<b>20</b>	<b>1.5</b>	<b>4</b>	<b>12</b>	<b>1</b>	<b>2</b>	<b>0</b>	<b>0</b>

**Clowney's Regular Season Single-Game Highs:**

- Tackles** - 9 at Philadelphia (12/23/18)
- Sacks** - 2.0 (five times, last at Jacksonville, 10/21/18)
- Tackles for Loss** - 4 (three times, last at Indianapolis, 9/30/18)
- Forced Fumbles** - 1 (10 times, last vs. Pittsburgh, 10/25/20)
- Fumble Recovery** - 1 (7 times, last at San Francisco, 11/11/19)
- Interceptions** - 1 at Arizona (9/29/19)
- Passes Defended** - 2 at Carolina (9/20/15)
- Touchdowns** - 1 (four times, last at San Francisco, 11/11/19)

**Clowney's Playoff Single-Game Highs:**

- Tackles** - 7 at Green Bay (1/12/20)
- Sacks** - 1 at Philadelphia (1/5/20)
- Tackles for Loss** - 2 at Philadelphia (1/5/20)
- Interceptions** - 1 vs. Oakland (1/7/17)
- Passes Defended** - 2 vs. Oakland (1/7/17)

### TACKLES FOR LOSS, 2016-19

During a four-season span from 2016 through 2019, Jadeveon Clowney totaled 60 tackles for loss during his time with the Houston Texans (2016-18) and Seattle Seahawks (2019). Only three NFL players had more tackles for loss than Clowney in that time period: **Aaron Donald** (77), **Chandler Jones** (67) and **Cameron Jordan** (67).

In 2017, the last time current Titans head coach **Mike Vrabel** was Clowney's defensive coordinator in Houston, Clowney posted a career-high 21 tackles for loss, which ranked second in the NFL behind Jones' 28 tackles for loss.

**Most tackles for loss from 2016 to 2019:**

Player	Tackles For Loss
1. Aaron Donald	77
2. Chandler Jones	67
Cameron Jordan	67
4. <b>Jadeveon Clowney</b>	<b>60</b>
5. Danielle Hunter	59
6. Michael Bennett	57
7. Calais Campbell	56
8. Von Miller	54
9. Brandon Graham	53
Joey Bosa	53





### 60 TFLs, 8 FFs, 150 QBPs

From 2016 through 2019, **Jadeveon Clowney** was one of only three NFL players with at least 60 tackles for loss, eight forced fumbles and 150 quarterback pressures, per Sportradar. The others on the list are **Aaron Donald** and **Chandler Jones**.

**Players with at least 60 tackles for loss, eight forced fumbles and 150 quarterback pressures from 2016-19 (per Sportradar):**

Player	Tackles For Loss	Forced Fumbles	Quarterback Pressures
Aaron Donald	77	13	225.0
Chandler Jones	67	17	183.0
Jadeveon Clowney	60	8	159.0

### QUARTERBACK PRESSURES, 2018-19

From 2018 through 2019, **Jadeveon Clowney** totaled 78 quarterback pressures, per Sportradar—48 in 2018 and 30 in 2019. In that time period, he tied **Yannick Ngakoue** for the eighth-highest total in the NFL.

**Most quarterback pressures from 2018-19 (per Sportradar):**

Player	Quarterback Pressures
1. Aaron Donald	122
2. T.J. Watt	97
3. Khalil Mack	94
4. Cameron Jordan	93
5. J.J. Watt	86
6. Za'Darius Smith	85
7. Chandler Jones	80
8. <b>Jadeveon Clowney</b>	78
Yannick Ngakoue	78
10. Chris Jones	76

### #58 - OLB HAROLD LANDRY III

6-2, 252, 3rd Year, Boston College  
[Click for complete bio](#)



Outside linebacker **Harold Landry III** is in his third NFL season in 2020. He was selected by the Titans in the second round (41st overall) of the 2018 NFL Draft. The Titans traded up 16 spots in the second round (57 to 41) in order to take the former Boston College standout.

Landry started all 16 games in 2019 and led the Titans with nine sacks. His 28 quarterback pressures ranked second, and he added 81 tackles, four tackles for loss, one pass defended, one forced fumble and two fumble recoveries. He also started all three postseason games and registered a sack and a team-high eight quarterback pressures.

As a rookie in 2018, he played in 15 games with three starts. His 4.5 sacks tied for third place on the team, and he also tied for second on the defense with 18 quarterback pressures.

In 46 career games playing defensive end for Boston College, Landry totaled 160 tackles, 26 sacks, 47.5 tackles for loss, seven passes defended, 10 forced fumbles, one fumble recovery and one interception. His 26 career sacks were exceeded in school history by only Mathias Kiwanuka (37.5 from 2002-05).

As a senior in 2017, Landry played and started eight games before a season-ending ankle injury ended his year. He finished second on the team with five sacks and totaled 38 tackles, 8.5 tackles for loss and two passes defended.

In 2016, Landry set the school's single-season record with 16.5 sacks, which led the nation. He added seven forced fumbles, which also led the country, while his 22 tackles for loss ranked fifth nationally and ranked second all-time for the Eagles. His numerous honors included Walter Camp second-team All-America, AP second-team All-America and second-team All-ACC by the Atlantic Coast Sports Media Association and the league's head coaches.

He is a native of Spring Lake, N.C.

#### 2020 Notes:

- **At Denver (9/14)**, registered four tackles, three quarterback pressures and a tackle for loss on Monday Night Football.
- **Against Jacksonville (9/20)**, credited with five tackles, three quarterback pressures and his second career interception. With less than a minute remaining in the fourth quarter, he sealed the victory with an interception of a Gardner Minshew II pass that was deflected at the line of scrimmage.
- **At Minnesota (9/27)**, collected five tackles, three quarterback pressures and one pass defended.
- **Against Buffalo (10/13)**, produced his first sack of the season in the second quarter, dropping Josh Allen for a 10-yard loss. He totaled three tackles.
- **Against Houston (10/18)**, registered five tackles, one tackle for loss and a half sack. In the first quarter, he teamed with DaQuan Jones to drop Deshaun Watson for a three-yard loss.
- **Against Pittsburgh (10/25)**, totaled three tackles, one quarterback pressure and one tackle for loss.
- **At Cincinnati (11/1)**, registered five tackles.
- **Against Chicago (11/8)**, credited with four tackles, one sack, one pass defended and a team-best four quarterback pressures. He dropped Nick Foles for a nine-yard sack in the third quarter, and two plays later, he forced an intentional grounding penalty on Foles.
- **Against Indianapolis (11/12)**, totaled five tackles, including a tackle for loss.
- **At Baltimore (11/22)**, registered a nine-yard sack of Lamar Jackson in overtime to help force a three-and-out, which preceded the Titans' game-winning drive. He added seven tackles in the contest.
- **At Indianapolis (11/29)**, registered a nine-yard sack of Philip Rivers in the fourth quarter to give him his second consecutive game with a sack. It gave him 18 sacks in his three-year career.

#### Landry's Career Regular Season Statistics:

Year	GP	GS	Tackle	Sack	TFL	QBP	Int	PD	FF	FR
2018	15	3	46	4.5	2	18	0	2	1	0
2019	16	16	81	9.0	4	28	1	1	1	2
2020	11	11	48	4.5	8	19	1	5	0	0
<b>Totals</b>	<b>42</b>	<b>30</b>	<b>175</b>	<b>18.0</b>	<b>14</b>	<b>65</b>	<b>2</b>	<b>8</b>	<b>2</b>	<b>2</b>



**Landry's 2019/Career Postseason Statistics:**

Year	GP	GS	Tackle	Sack	TFL	QBP	Int	PD	FF	FR
2019	3	3	8	1.0	1	8	0	1	0	0

**Landry's Regular Season Single-Game Highs:**

- Tackles** - 8 vs. Jacksonville (11/24/19)
- Sacks** - 2 at Atlanta (9/29/19)
- Quarterback Pressures** - 9 at N.Y. Giants (12/16/18)
- Interceptions** - 1 (Twice, last vs. Jacksonville, 9/20/20)
- Forced Fumbles** - 1 (Twice, last vs. Tampa Bay, 10/27/19)
- Fumble Recovery** - 1 (Twice, last vs. Tampa Bay, 10/27/19)

**Landry's Playoff Season Single-Game Highs:**

- Tackles** - 5 at Baltimore (1/11/20)
- Sacks** - 1 at Baltimore (1/11/20)
- Quarterback Pressures** - 3 (Twice, last at Baltimore, 1/11/20)

**2019 AFC SACK LEADERS**

Titans second-year outside linebacker **Harold Landry III** tied for 10th place in the AFC with nine sacks during the 2019 regular season.

**Most sacks in 2019 among AFC players:**

Player	Team	Pos	Sacks
1. T.J. Watt	Pittsburgh Steelers	LB	14.5
2. Bud Dupree	Pittsburgh Steelers	LB	11.5
Joey Bosa	Los Angeles Chargers	DE	11.5
4. Justin Houston	Indianapolis Colts	DE	11.0
5. Josh Allen	Jacksonville Jaguars	DE	10.5
6. Maxx Crosby	Oakland Raiders	DE	10.0
Myles Garrett	Cleveland Browns	DE	10.0
8. Jordan Phillips	Buffalo Bills	DT	9.5
Matt Judon	Baltimore Ravens	LB	9.5
10. <b>Harold Landry</b>	<b>Tennessee Titans</b>	<b>LB</b>	<b>9.0</b>
Cameron Heyward	Pittsburgh Steelers	DT	9.0
Chris Jones	Kansas City Chiefs	DT	9.0
Carlos Dunlap	Cincinnati Bengals	DE	9.0

**SACKS IN FIRST 25 GAMES**

Titans outside linebacker **Harold Landry III** produced 11.5 career sacks in his first 25 career games, placing him in select company for defensive performance in the early stages of a career.

Since individual sacks became an official statistic in 1982, his sack total ranks third for the club among players in their first 25 NFL games.

The only previous Titans/Oilers players to record more sacks than Landry in their initial 25 NFL outings were former defensive end **Jevon Kearse** (17.5) and defensive lineman **Anthony Cook** (12.0).

**Most sacks for the Titans/Oilers in a player's first 25 NFL games (1982-present):**

Player	Seasons	Sacks
1. Jevon Kearse	1999-2000	17.5
2. Anthony Cook	1995-1997	12.0
3. <b>Harold Landry III</b>	<b>2018-2019</b>	<b>11.5</b>
4. Jason Jones	2008-2010	11.0
5. Jacob Ford	2008-2009	10.5
6. Carlos Hall	2002-2003	10.0
7. Zach Brown	2012-2013	8.5
Kenny Holmes	1997-1998	8.5
Travis LaBoy	2004-2005	8.5
10. Gary Walker	1995-1996	8.0

**MORE TITANS OUTSIDE LINEBACKERS**

**50 - DERICK ROBERSON**

**6-3, 250, 2nd Year, Sam Houston State**



- Roberson signed with the Titans as a rookie free agent on May 10, 2019.
- In 2019, Roberson played in three regular season games and totaled four tackles and three sacks. He also played in all three playoff games, adding two tackles, three quarterback pressures and one tackle for loss.
- He spent the first six games of his rookie season on the practice squad before being elevated to the 53-man roster on Oct. 19. He then spent the next four weeks on the practice squad before being re-signed to the 53-man roster on Nov. 26.
- Roberson appeared in 32 games with 20 starts over three seasons at Sam Houston State (2016-18) and totaled 123 tackles, 23 sacks, eight passes defended, one interception and seven forced fumbles.
- Transferred to Sam Houston State from Texas where he played one season as a redshirt freshman. He saw action in 10 contests at Texas and registered six tackles, two sacks and one forced fumble.
- He is a native of San Antonio, Texas.

**2020 Notes:**

- **Against Chicago (11/8)**, registered three tackles, one pass defended and one stop on special teams.



**TITANS CORNERBACKS**

No.	Name	Ht	Wt	Exp	College
39	Borders, Breon	6-0	189	2	Duke
21	Butler, Malcolm	5-11	190	7	West Alabama
26	Fulton, Kristian (IR)	5-11	197	R	Louisiana State
25	Jackson, Adoree'	5-11	185	4	Southern California
35	Jackson, Chris (R/COVID)	5-10	193	R	Marshall
33	King II, Desmond	5-10	201	4	Iowa
30	Milton, Chris	5-11	190	5	Georgia Tech
36	Orr, Kareem (IR)	5-11	195	1	Chattanooga
23	Smith, Tye	6-0	195	5	Towson

**#21 - CB MALCOLM BUTLER**

**5-11, 190, 7th Year, West Alabama**

[Click for complete bio](#)



Cornerback **Malcolm Butler** is in his seventh NFL season and his third campaign with the Titans in 2020. He was signed by the Titans as an unrestricted free agent on March 16, 2018.

Butler's 2019 season was cut short due to a wrist injury he suffered in the ninth game (Nov. 3 at Carolina). Until that point, he had 30 tackles, two interceptions, including one for a touchdown, and 10 passes defended.

In 2018, Butler led the Titans with 13 passes defended in his first season as a Titan and was second on the team with three interceptions, which included an interception return for a touchdown. He added 56 tackles, one sack, one quarterback pressure, three tackles for loss and one forced fumble in 16 games (11 starts).

Prior to his arrival in Tennessee, Butler spent the first four seasons of his career with the New England Patriots. During his time in New England, he appeared in 59 career regular season games with 48 starts and amassed 204 tackles, eight interceptions, 47 passes defended, four forced fumbles and two fumble recoveries.

Butler appeared in 11 career playoff games with seven starts with the Patriots. He started all three postseason contests on the Patriots' run to the Super Bowl LI title in 2016 and made the crucial, game-winning interception





at the goal line in New England's Super Bowl XLIX victory over the Seattle Seahawks to conclude the 2014 campaign.

In 2017, he played in all 16 games during the regular season with 15 starts and amassed 60 tackles, two interceptions, a sack, 12 passes defended and three forced fumbles. He saw action in all three postseason games (two starts) and posted four tackles.

In 2016, Butler earned his second consecutive Pro Bowl invitation and was named Associated Press second-team All-Pro after starting all 16 regular season games and recording 63 tackles, one sack, a career-high four interceptions and 17 passes defended.

As a rookie free agent in 2014, Butler was involved in one of the most memorable plays in Super Bowl history. With 26 seconds remaining against the Seattle Seahawks in Super Bowl XLIX, he intercepted a pass intended for Ricardo Lockette at the goal line, preventing a go-ahead touchdown by the Seahawks and sealing New England's championship victory.

The Vicksburg, Miss., native was originally signed by the New England Patriots on May 19, 2014, following two seasons at the University of West Alabama, where he was a two-time first team All-Gulf South Conference selection at cornerback. He transferred to West Alabama from Hinds (Miss.) Community College.

#### 2020 Notes:

- **At Denver (9/14)**, notched three tackles on Monday Night Football in his first action since being injured in Week 9 of the 2019 season.
- **Against Jacksonville (9/20)**, tied for the team lead with a career-high 11 total tackles and added two passes defended.
- **At Minnesota (9/27)**, totaled four tackles and a team-best two passes defended.
- **Against Buffalo (10/13)**, registered his second career game with two interceptions and his first since he played the New York Jets as a member of the New England Patriots on Dec. 24, 2016. Butler ended the Bills' first possession with an interception of a Josh Allen pass. He returned the ball 29 yards to help set up a Titans touchdown on the ensuing drive. It was Butler's first interception of the season. In the third quarter, he intercepted Allen and raced 68 yards on the return to set up a touchdown. It was his longest career interception return, topping his 56-yard touchdown return against Washington on Dec. 22, 2018. It was the longest interception return by a Titans player since Zach Brown's 79-yarder against Jacksonville on Dec. 30, 2012. His 97 total interception return yards were the most by an NFL player in 2020 through five weeks and the most by a Titans player since Brown's 109 yards against Jacksonville (Dec. 30, 2012). Butler registered his sixth consecutive season with at least two interceptions. He added seven tackles against the Bills, including a tackle for loss.
- **Against Houston (10/18)**, tallied eight tackles and a pass defended.
- **Against Pittsburgh (10/25)**, shared the team lead with eight total tackles in the game.
- **At Cincinnati (11/1)**, produced eight tackles and two passes defended.
- **Against Chicago (11/8)**, credited with four tackles and two passes defended.
- **Against Indianapolis (11/12)**, totaled six tackles and one pass defended.
- **At Baltimore (11/22)**, contributed four tackles.
- **At Indianapolis (11/29)**, registered four tackles.

#### Butler's Career Regular Season Statistics:

Year	Team	GP	GS	Tackle	Sack	TFL	QBP	Int	PD	FF	FR
2014	NE	11	1	14	0.0	NA	NA	0	3	0	0
2015	NE	16	16	67	0.0	NA	NA	2	15	0	0
2016	NE	16	16	63	1.0	NA	NA	4	17	1	2
2017	NE	16	15	60	1.0	NA	NA	2	12	3	0
2018	Ten	16	11	56	1.0	3	1	3	13	1	0
2019	Ten	9	9	30	0.0	0	0	2	10	0	0
2020	Ten	11	11	68	0.0	1	0	2	11	0	0
<b>Totals</b>		<b>95</b>	<b>79</b>	<b>358</b>	<b>3.0</b>	<b>NA</b>	<b>NA</b>	<b>15</b>	<b>81</b>	<b>5</b>	<b>2</b>

#### Butler's Career Postseason Statistics:

Year	Team	GP	GS	Tackle	Sack	TFL	QBP	Int	PD	FF	FR
2014	NE	3	0	4	0.0	NA	NA	1	3	0	0
2015	NE	2	2	12	0.0	NA	NA	0	3	0	0
2016	NE	3	3	11	0.0	NA	NA	0	1	0	0
2017	NE	3	2	10	0.0	NA	NA	0	1	0	0
2019	Ten	0	0			Injured Reserve					
<b>Totals</b>		<b>11</b>	<b>7</b>	<b>37</b>	<b>0.0</b>	<b>NA</b>	<b>NA</b>	<b>1</b>	<b>8</b>	<b>0</b>	<b>0</b>

#### Butler's Regular Season Single-Game Highs:

**Tackles** - 11 vs. Jacksonville (9/20/20)  
**Interceptions** - 2 (Twice, last vs. Buffalo, 10/13/20)  
**Sacks** - 1 (Twice, last vs. Buffalo 12/24/17)  
**Passes Defensed** - 4 vs. Cincinnati (10/16/16)  
**Forced Fumble** - 1 (Five times, last vs. Philadelphia, 9/30/18)  
**Fumble Recoveries** - 1 (Twice, last vs. N.Y. Jets 12/24/16)

#### Butler's Playoff Single-Game Highs:

**Tackles** - 7 at Denver (1/24/15)  
**Interceptions** - 1 vs. Seattle (2/1/15)  
**Interception Long** - 3 vs. Seattle (2/1/15)  
**Passes Defensed** - 3 vs. Seattle (2/1/15)

## #25 ■ CB ADOREE' JACKSON

5-11, 185, 4th Year, Southern California  
[Click for complete bio](#)



Cornerback **Adoree' Jackson** is in his fourth NFL season in 2020. He was selected by the Titans with the 18th overall pick in the first round of the 2017 NFL Draft.

Jackson played in 11 games with 10 starts in 2019 and totaled 40 tackles, two tackles for loss and seven passes defended. He missed five total contests due to injury, including the final four weeks of the regular season, and then returned to start all three postseason contests. His six passes defended during the playoffs led the squad.

In 2018, Jackson appeared in all 16 games for the second consecutive season with 13 starts. He set single-season career highs with 69 tackles and two interceptions. His 11 passes defended ranked second on the squad, and he added one quarterback pressure and three tackles for loss. He also handled the team's punt return duties, averaging 9.3 yards on 16 returns.

In 2017, Jackson was the first rookie cornerback for the team in the "Titans era" (1999–present) to record 16 starts. His 1,260 total plays (1,017 defensive snaps, 231 special teams snaps and 12 offensive snaps) ranked second in the NFL among all players behind only Arizona Cardinals safety **Tyrann Mathieu** (1,261).

Jackson's rookie defensive totals included a team-high 23 passes defended, 67 tackles, four tackles for loss, one quarterback pressures and three forced fumbles (tied for team lead). He ranked fifth in the NFL with 290 punt return yards (34 returns), ranked sixth in the NFL with a 23.1-yard kickoff return average (25 returns), and finished sixth with 868 combined kickoff return and punt return yards. He added 55 yards on five rushing attempts.

In three seasons at Southern California, Jackson appeared in 39 games with 36 starts. Although he was a starter at cornerback, he was a three-way threat, contributing as a returner and on offense. He scored 15 total touchdowns during his career in four different ways: via reception (6), interception (1), punt return (4) and kickoff return (4).

Jackson's career defensive totals with the Trojans included 139 tackles, 29 passes defended, six interceptions, six stops for loss, three fumble recoveries and two forced fumbles.



As a return specialist, Jackson notched 79 kickoff returns for 2,141 yards with four touchdowns and 46 punt returns for 578 yards with four touchdowns. He tied two NCAA records with his eight career touchdowns on kick/punt returns and nine touchdowns on all runbacks. He also set Southern California career records for kickoff returns and kickoff return yards.

As a junior in 2016, Jackson was awarded the Jim Thorpe Award as the nation's top defensive back. Additionally, he was a consensus All-American, the 2016 Pac-12 Defensive Player of the Year, a team captain and the team MVP (the first Trojan to repeat as team MVP since 2004-05), and he earned first-team All-Pac-12 honors at two different positions (defensive back and return specialist). He started all 13 games at cornerback and led the team with five interceptions, 11 passes defended and two fumble recoveries. He scored twice on kickoff returns, twice on punt returns and once on offense.

A native of East St. Louis, Ill., Jackson also made his name as a world-class track athlete. He was a long jumper and sprinter on USC's track team in 2015 and 2016, winning the Pac-12 outdoor long jump title both years (and placing second in the Pac-12 100 meters in 2016) and earning All-American status both years after twice placing fifth in the NCAA long jump. He also placed 10th in the long jump in the U.S. Olympic Trials.

**2020 Notes:**

- Placed on injured reserve on Sept. 14 due to a knee injury.
- Activated from injured reserve on Nov. 11.

**Jackson's Career Regular Season Defensive Statistics:**

Year	Team	GP	GS	Tackle	Sack	TFL	QBP	Int	PD	FF	FR
2017	Ten	16	16	67	0.0	4	1	0	23	3	0
2018	Ten	16	13	69	0.0	3	1	2	11	0	0
2019	Ten	11	10	40	0.0	2	0	0	7	0	0
2020	Ten	0	0	0	0.0	0	0	0	0	0	0
<b>Totals</b>		<b>43</b>	<b>39</b>	<b>176</b>	<b>0.0</b>	<b>9</b>	<b>2</b>	<b>2</b>	<b>41</b>	<b>3</b>	<b>0</b>

**Jackson's Career Regular Season Punt/Kickoff Return Statistics:**

Year	Team	PR	Yds	Avg	Lg	TD	KR	Yds	Avg	Lg	TD
2017	Ten	34	290	8.5	46	0	25	578	23.1	57	0
2018	Ten	16	148	9.3	26	0	0	0	0.0	0	0
2019	Ten	3	26	8.7	17	0	2	23	11.5	23	0
2020	Ten	0	0	-	-	0	0	0	-	-	0
<b>Totals</b>		<b>53</b>	<b>464</b>	<b>8.8</b>	<b>46</b>	<b>0</b>	<b>27</b>	<b>601</b>	<b>22.3</b>	<b>57</b>	<b>0</b>

**Jackson's Career Postseason Defensive Statistics:**

Year	Team	GP	GS	Tackle	Sack	TFL	QBP	Int	PD	FF	FR
2017	Ten	2	2	7	0.0	0	0	0	3	0	0
2019	Ten	3	3	9	0.0	0	0	0	6	0	0
<b>Playoff Totals</b>		<b>5</b>	<b>5</b>	<b>16</b>	<b>0.0</b>	<b>0</b>	<b>0</b>	<b>0</b>	<b>9</b>	<b>0</b>	<b>0</b>

**Jackson's Career Postseason Punt/Kickoff Return Statistics:**

Year	Team	PR	Yds	Avg	Lg	TD	KR	Yds	Avg	Lg	TD
2017	Ten	4	18	4.5	13	0	6	126	21.0	25	0
2019	Ten	0	0	-	-	0	0	0	-	-	0
<b>Playoff Totals</b>		<b>4</b>	<b>18</b>	<b>4.5</b>	<b>13</b>	<b>0</b>	<b>6</b>	<b>126</b>	<b>21.0</b>	<b>25</b>	<b>0</b>

**Jackson's NFL Regular Season Single-Game Highs:**

- Tackles** - 10 vs. Jacksonville (11/24/19)
- Interceptions** - 1 (Twice, last at Buffalo, 10/7/18)
- Pass Defended** - 4 vs. Baltimore (11/5/17)
- Punt returns** - 5 vs. Seattle (9/24/17)
- Punt return yards** - 55 at Jacksonville (9/17/17)
- Long punt return** - 46 at Jacksonville (9/17/17)
- Kickoff returns** - 5 at Pittsburgh (11/16/17)
- Kickoff return yards** - 109 vs. L.A. Rams (12/24/17)
- Long kickoff return** - 57 vs. L.A. Rams (12/24/17)


**Jackson's NFL Playoff Single-Game Highs:**

- Tackles** - 4 (Twice, last at Kansas City, 1/19/20)
- Pass Defended** - 4 at Baltimore (1/11/20)
- Punt returns** - 3 at Kansas City (1/6/18)
- Punt return yards** - 18 at Kansas City (1/6/18)
- Long punt return** - 13 at Kansas City (1/6/18)
- Kickoff returns** - 4 at New England (1/13/18)
- Kickoff return yards** - 83 at New England (1/13/18)
- Long kickoff return** - 25 at New England (1/13/18)

**#33 - CB DESMOND KING II**

5-10, 201, 4th Year, Iowa

[Click for complete bio](#)



Cornerback **Desmond King II** is in his fourth NFL season and his first campaign with the Titans in 2020. He was acquired in a trade with the Los Angeles Chargers on Nov. 2, 2020 in exchange for a sixth-round draft choice in 2021.

In his time with the Chargers, he tallied 213 tackles, four interceptions, two forced fumbles, four fumble recoveries and 7.5 sacks in 53 games played (23 starts).

He earned AP All-Pro honors at cornerback and second-team All-Pro as a punt returner in 2018 for the Chargers. His 2018 totals included 60 tackles, three interceptions, one forced fumble, two fumble recoveries and an 13.8-yard average as a punt returner.

During a four-year career at Iowa (2013-16), he was a four-year starter and earned the Jim Thorpe Award, which is given to the nation's best defensive back. He also earned Iowa's MVP award on defense and on special teams. His collegiate totals included 14 interceptions, including eight in his junior season, and three interceptions returned for touchdowns. He also posted a career punt return average of 11.2 yards.

He is a native of Detroit, Mich.

**2020 Notes:**

- **Against Chicago (11/8)**, recorded his first start with the Titans after being acquired during the week leading up to the game in a trade with the Los Angeles Chargers. He totaled two tackles and returned a David Montgomery fumble 63 yards in the third quarter to score his first career fumble return touchdown. It gave him five career touchdowns, which also includes two touchdowns on interceptions and two scores on punt returns. He recorded the Titans' first fumble return for a touchdown since Jayon Brown at Oakland on Dec. 8, 2019. It was the Titans' longest fumble return since Oct. 13, 2013, when Jason McCourty scored on a 77-yard fumble return at Seattle.
- **Against Indianapolis (11/12)**, posted five tackles.
- **At Baltimore (11/22)**, credited with four tackles and two passes defended.
- **At Indianapolis (11/29)**, posted three tackles.

**King II's Career Regular Season Defensive Statistics:**

Year	Team	GP	GS	Tackle	Sack	TFL	QBP	Int	PD	FF	FR
2017	LAC	16	4	71	4.0	6	NA	1	6	0	0
2018	LAC	16	8	60	0.0	4	NA	3	13	1	1
2019	LAC	15	8	54	2.5	4	NA	0	1	1	1
2020	LAC/Ten	10	6	37	1.0	0	0	0	2	0	1
<b>Totals</b>		<b>57</b>	<b>26</b>	<b>222</b>	<b>7.5</b>	<b>14</b>	<b>18</b>	<b>4</b>	<b>22</b>	<b>2</b>	<b>3</b>

**King II's Career Postseason Defensive Statistics:**

Year	Team	GP	GS	Tackle	Sack	TFL	QBP	Int	PD	FF	FR
2018	LAC	2	2	10	1.0	1	NA	0	0	0	0
<b>Playoff Totals</b>		<b>2</b>	<b>2</b>	<b>10</b>	<b>1.0</b>	<b>1</b>	<b>NA</b>	<b>0</b>	<b>0</b>	<b>0</b>	<b>0</b>



**King II's Career Regular Season Punt/Kickoff Return Statistics:**

Year	Team	PR	Yds	Avg	Lg	TD	KR	Yds	Avg	Lg	TD
2017	LAC	1	2	2.0	2	0	17	353	20.8	44	0
2018	LAC	23	318	13.8	73t	1	22	522	23.7	40	0
2019	LAC	21	118	5.6	68t	1	16	331	20.7	43	0
2020	LAC/Ten	6	17	2.8	7	0	0	0	0.0	0	0
<b>Totals</b>		<b>51</b>	<b>24</b>	<b>8.9</b>	<b>73t</b>	<b>2</b>	<b>55</b>	<b>1,206</b>	<b>21.9</b>	<b>44</b>	<b>0</b>

**King II's Career Postseason Punt/Kickoff Return Statistics:**

Year	Team	PR	Yds	Avg	Lg	TD	KR	Yds	Avg	Lg	TD
2018	LAC	5	46	9.2	33	0	6	179	29.8	72	0
<b>Playoff Totals</b>		<b>5</b>	<b>46</b>	<b>9.2</b>	<b>33</b>	<b>0</b>	<b>6</b>	<b>179</b>	<b>29.8</b>	<b>72</b>	<b>0</b>

**King II's NFL Regular Season Single-Game Highs:****Tackles** - 10 (Twice, last at Pittsburgh, 12/2/18)**Interceptions** - 2 at Cleveland (10/14/18)**Pass Defensed** - 3 at Cleveland (10/14/18)**Sacks** - 2.5 at Miami (9/29/19)**Punt returns** - 4 (Three times, last at Seattle, 11/4/18)**Punt return yards** - 82 vs. San Francisco (9/30/18)**Long punt return** - 73t at Pittsburgh (12/2/18)**Punt return touchdowns** - 1 (Twice, last vs. Denver, 10/6/19)**Kickoff returns** - 3 (Five times, last vs. Arizona, 11/25/18)**Kickoff return yards** - 87 vs. Arizona (11/25/18)**Long kickoff return** - 44 vs. Cleveland (12/3/17)**King II's NFL Playoff Single-Game Highs:****Tackles** - 7 at New England (1/13/19)**Sacks** - 1 at Baltimore (1/6/19)**Punt returns** - 4 at Baltimore (1/6/19)**Punt return yards** - 46 at Baltimore (1/6/19)**Long punt return** - 33 at Baltimore (1/6/19)**Kickoff returns** - 5 at New England (1/13/19)**Kickoff return yards** - 107 at New England (1/13/19)**Long kickoff return** - 72 at Baltimore (1/6/19)**MORE TITANS CORNERBACKS****39 - CB BREON BORDERS****6-0, 189, 2nd Year, Duke**

➤ Signed by the Titans to the team's practice squad during Week 3 of 2020 and promoted to the 53-man roster on Nov. 7.

➤ Originally signed with the Oakland Raiders as an undrafted free agent following the 2017 NFL Draft. Has also spent time with the Buffalo Bills, Houston Texans, Jacksonville Jaguars, Washington Football Team, Pittsburgh Steelers and Miami Dolphins.

➤ In 2019, saw action in 12 games with one start, including 11 contests and one start for Jacksonville and one game for Washington. Recorded seven tackles and one fumble recovery.

➤ In 2018, played in one game for Jacksonville.

➤ A three-year starter for Duke, Borders played in 49 games with 35 starts over four seasons (2013-16). He finished his career ranked third in passes defensed (46) and tied for sixth in interceptions (12) in program history.

**2020 Notes:**

➤ Placed on reserve/practice squad COVID-19 on Oct. 8 and removed from the list on Oct. 20.

➤ **At Cincinnati (11/1)**, activated from the practice squad as a standard elevation and recorded three tackles in his Titans debut.

➤ **Against Chicago (11/8)**, recorded his second career start and his first start in a Titans uniform. He ranked second on the defense and set a new career high with nine total tackles.

➤ **Against Indianapolis (11/12)**, registered his second consecutive start and contributed five tackles.

➤ **At Indianapolis (11/29)**, totaled a pair of tackles and recorded his first career interception by picking off a Philip Rivers pass in the third quarter.

**26 - CB KRISTIAN FULTON****5-11, 197, Rookie, Louisiana State**

➤ The Titans selected Kristian Fulton with the 61st overall pick in the second round of the 2020 NFL Draft.

➤ The New Orleans, La., native was a two-year starter at Louisiana State. He appeared in 28 games with 25 starts and finished his career with 65 tackles, 25 passes defensed and two interceptions.

➤ As a senior in 2019, he started all 15 games and posted 38 tackles, one tackle for loss, 15 passes defensed and one interception. He was recognized with second-team All-SEC honors from the Associated Press.

➤ In his final collegiate game, Fulton helped LSU secure a National Championship victory over Clemson with a career-high six tackles and one pass defensed.

**2020 Notes:**

➤ **At Denver (9/14)**, totaled four tackles in his NFL debut on Monday Night Football.

➤ **Against Jacksonville (9/20)**, recorded his first career interception in the first quarter on a pass by Gardner Minshew. The second-round pick returned the ball 44 yards to Jacksonville's 30-yard line to help set up a touchdown on the ensuing drive. He added three tackles in the contest.

➤ **At Minnesota (9/27)**, registered two tackles, including his first career sack. In the fourth quarter, he blitzed and dropped quarterback Kirk Cousins for a seven-yard loss.

➤ Placed on reserve/COVID-19 on Oct. 1 and removed from the list on Oct. 13.

➤ Placed on injured reserve on Oct. 31.

**35 - DB CHRIS JACKSON****5-10, 193, Rookie, Marshall**

➤ The Tallahassee, Fla., native was selected by the Titans in the seventh round (243rd overall) of the 2020 NFL Draft.

➤ During a four-year career at Marshall, he started 48 games and posted 189 tackles, 6.5 tackles for loss, two sacks, seven interceptions with one returned for a touchdown, 45 passes defensed and two fumble recoveries with one returned for a score for the Thundering Herd.

➤ Jackson's 45 passes defensed rank first in Marshall history and his 48 career starts rank 14th in program history. He earned all-conference recognition in all four of his collegiate seasons.

➤ Jackson earned all-Conference USA recognition each year of his collegiate career, including first-team all-conference as a senior in 2019 after recording a team-high 11 passes defensed.

**2020 Notes:**

➤ **At Denver (9/14)**, started and registered a tackle in his NFL debut on Monday Night Football. He became the franchise's first rookie drafted in the seventh round or later to start a Week 1 game since Sept. 10, 1989, when Oilers ninth-round rookie tight end Bob Mrosko started at Minnesota. In the seventh-round draft era (since 1994), only four players who were chosen later in the draft than Jackson (243rd) started the season opener (Marques Colston, Bill Nagy, Chris Carson and Will Whitticker). Among all NFL defensive backs drafted in the seventh round since 1994, Jackson became the third player to start his season opener (Marlon McCree and Jimmy Moreland).

➤ **Against Jacksonville (9/20)**, registered six tackles.

➤ **Against Buffalo (10/13)**, started and totaled four tackles and one pass defensed.

➤ **At Cincinnati (11/1)**, started and produced four tackles, one tackle for loss and a team-high two stops on special teams.

➤ Placed on reserve/COVID-19 on Nov. 28.


**30 - CB CHRIS MILTON****5-11, 190, 5th Year, Georgia Tech**

➤ Milton was claimed by the Titans off waivers from the Colts on Sept. 2, 2019.

➤ The Folkstown, Ga., native excelled on special teams during his first four NFL campaigns.

➤ He was limited to six games during his first season in Tennessee (2019) due to injuries. He totaled five special teams tackles before being placed on injured reserve.

➤ The Georgia Tech product appeared in 35 games for the Colts from



2016-18 and notched 15 special teams tackles and two forced fumbles on coverage units.

➤ In 2018, Milton played in 15 games for the Colts and posted three tackles, seven special teams stops and one fumble recovery. He saw action in both postseason games and contributed on special teams with two tackles and one forced fumble.

➤ In 2017, Milton appeared in 14 games and recorded four tackles and one fumble recovery while adding five special teams tackles.

➤ Milton was originally signed by the Indianapolis Colts as a rookie free agent on May 3, 2016 and spent time on the practice squad and active roster.

➤ He played in 53 games with 33 starts at Georgia Tech and collected 96 tackles, three tackles for loss, a forced fumble, 14 passes defended and five interceptions with two returned for touchdowns. He finished his career with seven blocked kicks. Also recorded four kickoff returns for 44 yards and two punt returns for 39 yards.

**2020 Notes:**

➤ **Against Buffalo (10/13)**, tackled punt returner Andre Roberts for a one-yard loss on Buffalo's nine-yard line in the first quarter. In the third quarter, he downed a punt on Buffalo's three-yard line.

**36 - CB KAREEM ORR**

5-11, 195, 1st Year, Chattanooga

➤ Promoted to the practice squad to the 53-man roster on Oct. 31, 2020.

➤ The Chattanooga, Tenn., native was originally signed by the Titans as a rookie free agent on May 13, 2019.

➤ As a rookie in 2019, he spent time on the practice squad and the 53-man active roster. He saw action in two games and totaled nine tackles and a special teams stop.

➤ He appeared in 20 games with 18 starts over two seasons at Chattanooga and totaled 81 tackles, six tackles for loss, five interceptions, 13 passes defended, one forced fumble and three fumble recoveries.

➤ Orr played his first two seasons at Arizona State prior to transferring to Chattanooga, and was a consensus Freshman All-American after collecting six interceptions in 2015.

**2020 Notes:**

➤ Placed on injured reserve on Nov. 21.



**23 - CB TYE SMITH**

6-0, 195, 5th Year, Towson

➤ Signed as a free agent on Jan. 1, 2017. The Raleigh, N.C. native made the Titans' roster out of training camp in 2017.

➤ In 2019, he played in nine games during the regular season and set career highs with three starts, 24 tackles and two forced fumbles. He added four stops on special teams and a 63-yard touchdown return of a blocked field goal at Indianapolis (12/1). In the playoffs, he appeared in all three games and generated two special teams tackles.

➤ In 2019, Smith saw action in nine games and collected a career-best 24 tackles. He produced and a forced fumble that was returned 47 yards for a score by Jayon Brown at Oakland.

➤ In 2018, he was placed on injured reserve on July 31 after suffering an injury during training camp.

➤ In 2017, Smith played in a career-high 15 games in his first season with the Titans and posted 11 tackles, an interception and eight special teams stops.

➤ Spent the 2016 season as a member of the Seattle Seahawks and Washington Redskins practice squads.

➤ The Raleigh, N.C., native was originally selected by the Seattle Seahawks in the fifth round (170th overall) of the 2015 NFL Draft. He appeared in four games as a rookie for Seattle.

➤ He played four years at Towson, where he recorded five career interceptions and earned AP FCS All-America honors.

**2020 Notes:**

➤ Placed on injured reserve on Nov. 7 and activated on Nov. 28.



**TITANS SAFETIES**

No.	Name	Ht	Wt	Exp	College
31	Byard, Kevin	5-11	212	5	Middle Tennessee St.
29	Cruikshank, Dane (IR)	6-1	209	3	Arizona
37	Hooker, Amani	5-11	210	2	Iowa
46	Kalu, Joshua	6-0	203	2	Nebraska
24	Vaccaro, Kenny	6-0	214	8	Texas

**#31 - S KEVIN BYARD**

5-11, 212, 5th Year, Middle Tennessee State

[Click for complete bio](#)



Safety **Kevin Byard** is in his fifth NFL season in 2020. He was selected by the Titans in the third round (64th overall) of the 2016 NFL Draft.

From 2017 through 2019, no NFL player had more interceptions than Byard, who had 17. His 2019 totals included a team-leading five interceptions, 10 passes defended, 91 tackles, one quarterback pressure and two tackles for loss. He started all 16 regular season games for the third consecutive season. In three postseason games, he added 20 tackles and one interception.

In 2018, Byard finished with a team-leading four interceptions, 10 passes defended, 96 tackles and two sacks in 16 games (all starts). He also completed a touchdown pass on a memorable fake punt to help defeat the Houston Texans (Sept. 16).

Byard experienced a breakthrough second-year season in 2017. He was named to the Pro Bowl and earned first-team Associated Press All-Pro honors after tying Detroit's **Darius Slay** for the NFL lead with eight interceptions. He added a pair of fumble recoveries to pace the league with 10 total takeaways.

As a rookie in 2016, Byard played in every game, starting the final seven contests at free safety. His 63 tackles were the most by a Titans rookie safety since **Tank Williams'** 69 tackles in 2002. He also ranked second on the squad with 10 special teams tackles.

During a four-year career at Middle Tennessee State University, he appeared in 49 games and notched 46 starts at safety while becoming one of the most prolific defenders in school history. He set school records with 19 career interceptions, 377 interception return yards and four interception returns for touchdowns, and he finished sixth in MTSU history with 312 career tackles. In total, he had a hand in 25 turnovers (19 interceptions, five forced fumbles and one fumble recovery) during his career and added





17 career passes defended and five tackles for loss. He was twice named first-team All-Conference USA.

As a senior in 2015, Byard appeared in 12 games with nine starts as a permanent team captain and was named first-team All-Conference USA for the second consecutive year. He ranked fourth on the team with 66 tackles and led the squad with four interceptions and six additional pass breakups.

The Lithonia, Ga., native set a career high in college with six interceptions as a junior and forced to fumbles the same season.

**2020 Notes:**

- **At Denver (9/14)**, recorded his first career forced fumble in the second quarter on a reception by Melvin Gordon III. The ball was recovered at Denver's 23-yard line by defensive tackle Jeffery Simmons, and the offense scored a touchdown on the ensuing drive. Byard also led the defense with nine tackles and added a pass defended.
- **Against Jacksonville (9/20)**, posted three tackles.
- **At Minnesota (9/27)**, totaled four tackles and one pass defended.
- **Against Buffalo (10/13)**, posted two tackles and one pass defended.
- **Against Houston (10/18)**, credited with eight tackles.
- **Against Pittsburgh (10/25)**, totaled six tackles.
- **At Cincinnati (11/1)**, produced seven tackles and one pass defended.
- **Against Chicago (11/8)**, registered seven tackles.
- **Against Indianapolis (11/12)**, credited with a team-high 10 tackles.
- **At Baltimore (11/22)**, posted seven tackles and one pass defended. He reached 400 career tackles in the contest.
- **At Indianapolis (11/29)**, credited with seven tackles.

**Byard's Career Regular Season Statistics:**

Year	GP	GS	Tackle	Sack	TFL	QBP	Int	PD	FF	FR
2016	16	7	63	1.0	5	3	0	4	0	0
2017	16	16	87	0.0	4	3	8	18	0	2
2018	16	16	96	2.0	0	4	4	10	0	0
2019	16	16	91	0.0	2	1	5	10	0	0
2020	11	11	70	0.0	0	2	0	5	1	0
<b>Totals</b>	<b>75</b>	<b>66</b>	<b>407</b>	<b>3.0</b>	<b>11</b>	<b>13</b>	<b>17</b>	<b>47</b>	<b>1</b>	<b>2</b>

**Byard's Career Postseason Statistics:**

Year	GP	GS	Tackle	Sack	TFL	QBP	Int	PD	FF	FR
2017	2	2	16	0.0	0	0	0	0	0	0
2019	3	3	20	0.0	0	0	1	1	0	0
<b>Totals</b>	<b>5</b>	<b>5</b>	<b>36</b>	<b>0.0</b>	<b>0</b>	<b>0</b>	<b>1</b>	<b>1</b>	<b>0</b>	<b>0</b>

**Byard's Regular Season Single-Game Highs:**

- Tackles** - 16 vs. Washington (12/22/18)
- Sacks** - 1 (Three times, last at N.Y. Giants, 12/16/18)
- Tackles For Loss** - 2 (Twice, last at Miami, 10/8/17)
- Interceptions** - 3 at Cleveland (10/22/17)
- Passes Defended** - 3 (Twice, vs. Baltimore, 11/5/17)
- Forced Fumbles** - 1 at Denver (9/14/20)

**Byard's Playoff Single-Game Highs:**

- Tackles** - 11 at Baltimore (1/11/20)
- Interceptions** - 1 at Baltimore (1/11/20)

**MOST INTERCEPTIONS FROM 2017-2020**

Since the beginning of the 2017 campaign, Titans safety **Kevin Byard** ranks second in the NFL with 17 interceptions.

**Most interceptions from 2017-2020:**

Player	Interceptions
1. Xavien Howard	19
2. <b>Kevin Byard</b>	<b>17</b>
3. Marcus Peters	16
4. Tre'Davious White	14
Harrison Smith	14
J.C. Jackson	14
7. Jordan Poyer	13
Janoris Jenkins	13
Kyle Fuller	13
Darius Slay	13
Marcus Williams	13
Justin Simmons	13

**2019 NFL INTERCEPTION LEADERS**

Titans safety **Kevin Byard** tied for fourth place in the NFL with five interceptions in 2019.

**Most interceptions in 2019:**

Player	Interceptions
1. Stephon Gilmore	6
Anthony Harris	6
Tre'Davious White	6
4. <b>Kevin Byard</b>	<b>5</b>
J.C. Jackson	5
Devin McCourty	5
Janoris Jenkins	5
Marcus Peters	5
Minkah Fitzpatrick	5
Darius Leonard	5
Kevin King	5
Joe Haden	5

**INTERCEPTIONS IN FIRST FOUR SEASONS**

Titans safety **Kevin Byard** totaled 17 interceptions from the time he entered the NFL in 2016 as a third-round draft pick through 2019. Since the 1970 NFL-AFL merger, his total ranked second among all franchise players in their first four seasons.

**Most interceptions in a Titans/Oilers player's first four seasons, 1970-2019:**

Player (Position)	First Four Seasons	Interceptions
1. Mike Reinfeldt (S)	1976-1979	19
2. <b>Kevin Byard (S)</b>	<b>2016-2019</b>	<b>17</b>
3. Andre Dyson (CB)	2001-2004	16
4. Michael Griffin (S)	2007-2010	15
5. Cris Dishman (CB)	1988-1991	14
Samari Rolle (CB)	1998-2001	14

Among all active NFL players in 2019, only two had more interceptions than Byard in their first four NFL seasons: **Richard Sherman** and **Marcus Peters**.

**Active NFL players with the most interceptions their first four NFL seasons (through 2019):**

Player (Position)	First Four Seasons	Interceptions
1. Richard Sherman (CB)	2011-2014	24
2. Marcus Peters (CB)	2015-2018	22
3. <b>Kevin Byard (S)</b>	<b>2016-2019</b>	<b>17</b>
Aqib Talib (CB)	2008-2011	17
5. Devin McCourty (S)	2010-2013	15
Earl Thomas (S)	2010-2013	15
Patrick Peterson (CB)	2011-2014	15
Trumaine Johnson (CB)	2012-2015	15

**SEASON INTERCEPTIONS, TEAM HISTORY**

**Kevin Byard** recorded a team-high eight interceptions in 2017. His total tied for seventh in franchise history and was the highest by any franchise player since Oilers cornerback **Rishard Johnson** picked off eight passes in 1990.

**Most interceptions in a season, franchise history:**

Player	Season	Position	Interceptions
1. Mike Reinfeldt	1979	S	12
Fred Glick	1963	S	12
3. Miller Farr	1967	CB	10
4. Ken Houston	1971	S	9
W.K. Hicks	1965	CB	9
Jim Norton	1961	S	9
7. <b>Kevin Byard</b>	<b>2017</b>	<b>S</b>	<b>8</b>
Richard Johnson	1990	CB	8
Pete Jaquess	1964	CB	8
Jim Norton	1962	S	8
Tony Banfield	1961	CB	8

## 2017 NFL INTERCEPTION LEADERS

Titans safety **Kevin Byard** tied for the NFL lead with eight interceptions in 2017, his second NFL season. He shared the top of the leaderboard with Detroit Lions cornerback **Darius Slay**.

### Most interceptions in 2017:

Player	Team	Position	Interceptions
1. <b>Kevin Byard</b>	<b>Tennessee</b>	<b>S</b>	<b>8</b>
Darius Slay	Detroit	CB	8
3. Eric Weddle	Baltimore	S	6
A.J. Bouye	Jacksonville	CB	6
5. Micah Hyde	Buffalo	S	5
Jordan Poyer	Buffalo	S	5
Antoine Bethea	Arizona	S	5
Marcus Peters	Kansas City	CB	5
Marshon Lattimore	New Orleans	CB	5
Tre Boston	LA Chargers	S	5
Harrison Smith	Minnesota	S	5

## 2017 TAKEAWAY LEADERS

**Kevin Byard** tied for the NFL interception lead in 2017. His eight interceptions matched Detroit cornerback **Darius Slay's** total for the most in the league.

Additionally, Byard recorded two fumble recoveries on defense. His 10 total defensive takeaways were the most in the NFL.

Slay ranked second with nine takeaways, while Kansas City cornerback **Marcus Peters** tied Baltimore safety **Eric Weddle** for third place with seven takeaways.

### Most total defensive takeaways in 2017:

Player	Team	Interceptions	Def. Fumble Recoveries	Total Takeaways
1. <b>Kevin Byard</b>	<b>Ten</b>	<b>8</b>	<b>2</b>	<b>10</b>
2. Darius Slay	DeT	8	1	9
3. Marcus Peters	KC	5	2	7
Eric Weddle	Bal	6	1	7
5. A.J. Bouye	Jax	6	0	6
Jordan Poyer	Buf	5	1	6
Casey Hayward	LAC	4	2	6
Tre'Davious White	Buf	4	2	6
9. (14 tied)				5



## INTERCEPTIONS IN A GAME, TEAM HISTORY

With three interceptions at Cleveland on Oct. 22, 2017, safety **Kevin Byard** tied a franchise record and became the ninth player in franchise history to record three interceptions in a regular season game.

Byard became the first NFL player in 2017 to record three interceptions in a game and the first NFL player to do so since Philadelphia Eagles safety **Kurt Coleman** at Washington on Oct. 16, 2011. He was the first Titans player to record three interceptions in a game since linebacker **Keith Bulluck** accomplished the feat at New Orleans on Monday night, Sept. 24, 2007.

### Most interceptions in a game, franchise history:

Player (Pos)	Date	Opp	Int	Yds	Avg	TD
1. <b>Kevin Byard (S)</b>	<b>10/22/17</b>	<b>Cle</b>	<b>3</b>	<b>60</b>	<b>20.0</b>	<b>0</b>
Keith Bulluck (LB)	9/24/07	NO	3	51	17.0	0
Samari Rolle (CB)	12/26/99	Jac	3	66	22.0	0
Marcus Robertson (S)	11/21/93	Cle	3	69	23.0	0
Willie Alexander (CB)	11/14/71	Oak	3	40	13.3	0
Ken Houston (S)	10/24/71	Pit	3	28	9.3	0
Miller Farr (CB)	10/15/67	NYJ	3	128	42.7	1
W.K. Hicks (CB)	10/31/65	Buf	3	50	16.7	0
Jim Norton (S)	12/2/62	Den	3	22	7.3	0

## PLAYERS WITH INTERCEPTION & TD PASS

In a victory over the Houston Texans on Sept. 16, 2018, **Kevin Byard** completed a 66-yard touchdown pass to defensive back **Dane Cruikshank**.

Byard became the first defensive player in franchise history to record a touchdown pass, while Cruikshank became the first defensive player in team annals to record a touchdown reception. Additionally, Byard's touchdown pass was the longest by a defensive player in the Super Bowl era. The previous long was held by Los Angeles Rams defensive back **Ed Meador**, who had an 18-yard touchdown pass at Atlanta on Nov. 19, 1967.

Byard, who tied for the NFL lead in 2017 with eight interceptions, also became only the fifth player in the Super Bowl era to throw at least one touchdown pass and record at least one career interception.

### NFL players in the Super Bowl era with at least one career interception and one career touchdown pass (1966 through 2018):

Player	NFL Seasons	Career Pass TDs	Career Interceptions
<b>Kevin Byard</b>	<b>2016–2018</b>	<b>1</b>	<b>12</b>
Randy Moss	1998–2012	2	1
Tom Myers	1972–1981	1	36
Eddie Meador	1966*–1970	1	26
Paul Krause	1966*–1979	1	63

\* Meador played from 1959–1970; Krause played from 1964–1979

## FIVE INTERCEPTIONS IN TWO GAMES

On Oct. 22, 2017 at Cleveland, Titans safety **Kevin Byard** registered three interceptions. The following game, on Nov. 5, 2017 against Baltimore, Byard tallied two interceptions to become the first player in franchise history to record five interceptions in a two-game span.

Prior to Byard, the last NFL player to accomplish the feat was Washington Redskins cornerback **DeAngelo Hall** in 2010. On Oct. 24, 2010, Hall intercepted four passes at Chicago, and seven days later at Detroit, Hall picked off another pass.

Byard became only the fifth player since the 1970 AFL-NFL merger with five interceptions over two games. In addition to Byard and Hall, the others were Patriots cornerback **Mike Haynes** in 1976, Packers cornerback **Willie Buchanon** in 1978 and Chiefs cornerback **Albert Lewis** in 1985.

### Most interceptions in a two-game span, 1970–2017:

Player	Team	Season	Interceptions in Two Games
1. <b>Kevin Byard</b>	<b>Ten</b>	<b>2017</b>	<b>5</b>
DeAngelo Hall	Was	2010	5
Albert Lewis	KC	1985	5
Willie Buchanon	GB	1978	5
Mike Haynes	NE	1976	5



## #24 - S KENNY VACCARO

6-0, 214, 8th Year, Texas

[Click for complete bio](#)

Safety **Kenny Vaccaro** is in his eighth NFL season and his third campaign with the Titans in 2020. He was signed as a free agent on Aug. 4, 2018.

In 2019, Vaccaro started all 16 regular season games for the second time in his career and for the first time since 2015. He ranked fourth on the Titans with 104 tackles and added one sack, one quarterback pressure, one tackle for loss, one interception, five passes defended and seven special teams tackles. He also started all three postseason games and tallied 19 tackles and an interception.

Vaccaro recorded 13 starts in 13 games during his first year in Tennessee. He finished with 70 tackles, two sacks, three quarterback pressures, four tackles for loss, one interception and five passes defended.

Vaccaro (6-0, 214) joined the Titans after five years as a starter with the New Orleans Saints. In 68 career games with 67 starts in New Orleans, he totaled 482 tackles, eight interceptions, 7.5 sacks, five forced fumbles and three fumble recoveries.

In 2017, Vaccaro started 12 games at strong safety and recorded three interceptions, seven passes defended, 60 tackles, 1.5 sacks and one fumble recovery. He tallied three total interceptions in a three-game stretch from Weeks 3-6. He missed four total games due to injury, including spending the final two weeks of the campaign on injured reserve.

In 2016, Vaccaro started 11 games at strong safety and totaled 80 tackles (56 solo), one sack, six passes defended, two forced fumbles, one fumble recovery, two interceptions and a special teams stop.

Vaccaro was named to the PFWA and Bleacher Report All-Rookie teams in 2013, and in 2014 he won the Jim Finks Good Guy Award for cooperation with the New Orleans media.

The Brownwood, Texas, native was selected by the Saints in the first round (15th overall) of the 2013 NFL Draft.

During his time at the University of Texas, Vaccaro appeared in 51 games with 32 starts and totaled 264 tackles and five interceptions. He earned first-team All-American honors as a senior and All-Big 12 first-team recognition from league coaches in each of his final two years. The versatile player played four different positions including both safety spots for the Longhorns.

**2020 Notes:**

- **At Denver (9/14)**, finished second on the team with six tackles to go with one tackle for loss and one pass defended.
- **Against Jacksonville (9/20)**, notched his first sack of the season in the fourth quarter, dropping quarterback Gardner Minshew II for a four-yard loss. It gave Vaccaro 11.5 career sacks. He also tied for the team lead with 11 total tackles and added two tackles for loss, one quarterback pressure and two passes defended.
- **At Minnesota (9/27)**, appeared in his 100th NFL regular season game and posted five tackles.



- **Against Buffalo (10/13)**, recorded his 100th NFL regular season start and posted four tackles, including a tackle for loss.
- **Against Houston (10/18)**, posted eight tackles and one pass defended.
- **Against Pittsburgh (10/25)**, produced four tackles.
- **At Cincinnati (11/1)**, tallied four tackles.
- **Against Chicago (11/8)**, credited with six tackles.
- **Against Indianapolis (11/12)**, totaled eight tackles.
- **At Baltimore (11/22)**, he was inactive with a concussion.
- **At Indianapolis (11/29)**, credited with a team-best nine tackles.

**Vaccaro's Career Regular Season Statistics:**

Year	Team	GP	GS	Tackle	Sack	TFL	QBP	Int	PD	FF	FR
2013	NO	14	14	93	1.0	NA	NA	1	6	1	0
2014	NO	15	14	113	1.0	NA	NA	2	5	0	0
2015	NO	16	16	136	3.0	NA	NA	0	5	2	1
2016	NO	11	11	80	1.0	NA	NA	2	6	2	1
2017	NO	12	12	60	1.5	NA	NA	3	7	0	1
2018	Ten	13	13	70	2.0	4	3	1	5	0	0
2019	Ten	16	16	104	1.0	1	1	1	5	0	0
2020	Ten	10	10	65	1.0	4	4	0	4	0	0
<b>Totals</b>		<b>107</b>	<b>106</b>	<b>721</b>	<b>11.5</b>	<b>NA</b>	<b>NA</b>	<b>10</b>	<b>43</b>	<b>5</b>	<b>3</b>

**Vaccaro's Career Postseason Statistics:**

Year	Team	GP	GS	Tackle	Sack	TFL	QBP	Int	PD	FF	FR
2013	NO	0	0					Injured Reserve			
2019	Ten	3	3	19	0.0	1	0	1	2	0	0
<b>Totals</b>		<b>3</b>	<b>3</b>	<b>19</b>	<b>0.0</b>	<b>1</b>	<b>0</b>	<b>1</b>	<b>2</b>	<b>0</b>	<b>0</b>

**Vaccaro's Regular Season Single-Game Highs:**

- Tackles** - 16 (Twice, last at Houston, 11/29/15)
- Interceptions** - 1 (10 times, last vs. Houston, 12/15/19)
- Sacks** - 2 vs. Jacksonville (12/27/15)
- Forced Fumble** - 1 (Five times, last at San Francisco, 11/6/16)
- Fumble Recovery** - 1 (Three times, last vs. Detroit, 10/15/17)
- Passes Defended** - 3 vs. Detroit (10/15/17)

**Vaccaro's Playoff Single-Game Highs:**

- Tackles** - 7 (Twice, last at Baltimore, 1/11/20)
- Interceptions** - 1 at Baltimore (1/11/20)

## MORE TITANS SAFETIES

**29 - DB DANE CRUIKSHANK**

6-1, 209, 3rd Year, Arizona



- The Chino Hills, Calif., native was selected by the Titans in the fifth round (152nd overall) of the 2018 NFL Draft.
- From 2018-19, Cruikshank tallied 18 special teams tackles which ranked second on the squad.
- In 2019, Cruikshank totaled a career-high 10 special teams tackles, which ranked second on the team, and blocked one extra point and one field goal. He saw action as a reserve in all 16 games and all three postseason contests. He tied for the team lead in special teams tackles four times in 2019.
- In 2018, he scored his first career touchdown with a 66-yard reception on a fake punt against Houston (9/16) and was named AFC Special Teams Player of the Week.
- During a two-year career at Arizona (2016-2017), he started all 25 games at 'spur' safety and cornerback. Cruikshank recorded 135 tackles, 1.5 sacks, seven tackles for loss, 17 passes defended, one forced fumble and intercepted five passes for 68 yards

**2020 Notes:**

- Placed on injured reserve on Sept. 6.
- Activated off injured reserve to the 53-man roster on Oct. 24.
- **Against Pittsburgh (10/25)**, returned from injured reserve to play in his first game of the season. He recorded his first career interception, picking off a Ben Roethlisberger pass in the end zone on the final play of the first half.
- Placed on injured reserve for a second time on Nov. 11.

**37 - DB AMANI HOOKER****5-11, 210, 2nd Year, Iowa**

- The Minneapolis, Minn., native was selected by the Titans in the fourth round (116th overall) of the 2019 NFL Draft.
- In 2019, Hooker played as a reserve safety in all 16 games as a rookie and collected 13 tackles while ranking third on the team with eight special teams tackles.
- During a three-year career at Iowa, he played in 36 games with 19 starts and totaled 125 tackles, six interceptions, a sack, 3.5 tackles for loss and nine passes defended. He declared for the NFL Draft following his junior campaign.
- As a junior in 2018, Hooker received the Tatum-Woodson award given to the best defensive back in the Big Ten.

**2020 Notes:**

- **At Minnesota (9/27)**, clinched the victory with his first career interception. With 1 minute and 9 seconds remaining in the fourth quarter, the Minneapolis native intercepted a pass from Kirk Cousins to Adam Thielen on fourth down.
- **Against Pittsburgh (10/25)**, registered his second interception of 2020 and his second career interception, picking off a Ben Roethlisberger pass in the end zone in the fourth quarter. He totaled three tackles, two passes defended and one special teams stop in the contest.
- **Against Chicago (11/8)**, established a career high with seven tackles and added two stops on special teams.
- **At Baltimore (11/22)**, registered his first career start at safety. He picked off a Lamar Jackson pass in the third quarter to register his team-high third interception of 2020 and the third interception of his career. He also was credited with seven tackles and two passes defended in the contest.

**46 - DB JOSHUA KALU****6-0, 203, 2nd Year, Nebraska**

- The Houston, Texas, native was signed by the Titans as an undrafted free agent on May 11, 2018 and has spent time on the practice squad and active roster.
  - In Week 10 of 2019 against Kansas City, Kalu secured the victory by coming off the edge and blocking Harrison Butker's potential game-tying 52-yard field goal as time expired.
  - In 2018, made his NFL debut and appeared in five games during his rookie season.
  - Played in 48 games with 37 starts at cornerback and safety over four seasons at Nebraska. Totaled 215 tackles, two sacks, 27 passes defended, seven interceptions for 78 yards and a score, three forced fumbles and one fumble recovery. His 27 passes defended rank tied for seventh in Cornhusker history and his 215 career tackles rank fifth all-time among Nebraska defensive backs and among the top 30 overall tacklers in Cornhusker history.
- 2020 Notes:**
- **At Denver (9/14)**, credited with a forced fumble on the final play of the first half. He also registered a tackle in the contest.
  - **Against Jacksonville (9/20)**, credited with a two-yard kickoff return on one of the key plays of the game. With the Jaguars kicking off with 12 seconds remaining in the second quarter, he got in front of Josh Lambo's attempted squib kick at Tennessee's 49-yard line and moved the ball to the opposite 49. Two plays later, the Titans made a 51-yard field goal as the clock expired.
  - **Against Chicago (11/8)**, credited with a team-high three special teams tackles.
  - **At Baltimore (11/22)**, collected a career-best four tackles as a reserve at safety.

**TITANS SPECIALISTS****PUNTERS**

No.	Name	Ht	Wt	Exp	College
6	Kern, Brett	6-2	214	13	Toledo

**KICKERS**

No.	Name	Ht	Wt	Exp	College
3	Gostkowski, Stephen	6-1	215	15	Memphis

**LONG SNAPPERS**

No.	Name	Ht	Wt	Exp	College
47	Overton, Matt	6-1	243	8	Western Washington

**#3 - K STEPHEN GOSTKOWSKI****6-1, 215, 15th Year, Memphis**[Click for complete bio](#)

Kicker **Stephen Gostkowski** (pronounced gost-COW-ski) is in his 15th NFL season and his first campaign with the Titans in 2020. He was signed by the Titans as a free agent on Sept. 3, 2020.

After entering the NFL as a fourth-round pick by the New England Patriots in 2006, he spent the next 14 years with the club, earning four Pro Bowl selections (2008, 2013-15) and three Super Bowl championships (2014, 2016, 2018). He became the franchise's leading scorer with 1,775 career points over 204 games.

In his first 14 seasons, he made 374 of his 428 field goal attempts. At the end of the 2019 season, his 87.4 percent success rate on field goals made him the fifth-most accurate kicker in NFL history.

Gostkowski also scored 205 points in the postseason for the Patriots to rank second in NFL history in playoff scoring.

One of his finest statistical seasons came in 2017, when he scored 156 points, made 37 of 40 field goal attempts and made a career-long 62-yard field goal.

In 2019, he was limited to four games before being placed on injured reserve. He made seven of his eight field goal attempts in his final season in New England.

Gostkowski finished his collegiate career at the University of Memphis ranked 13th in NCAA Division 1-A history with 369 points and ranked 14th with 70 career field goals. He also played baseball at Memphis.

**2020 Notes:**

- **At Denver (9/14)**, made his debut in a Titans uniform on Monday Night Football and connected on the game-winning 25-yard field goal with 17 seconds remaining in the fourth quarter. It was his 10th career game-winning field goal (ninth in the regular season).
- **Against Jacksonville (9/20)**, made a 51-yard field goal as time expired in the second quarter and the game-winning 49-yard field goal with 1 minute and 36 seconds remaining in the fourth quarter. He added three extra points on four attempts. He hit a game-winning field goal for the second consecutive week, marking the second time in his career he made a game-winner in back-to-back games (Nov. 24-Dec. 1, 2013). His kick to beat the Jaguars was his 11th career game-winning field goal (10th in the regular season). He became the first kicker since Adam Vinatieri with New England in 1999 to make a game-winning field goal in the final two minutes of regulation in each of his team's first two games of a season.
- **At Minnesota (9/27)**, set a career high with six total field goals, including the game-winning field goal from 55 yards with 1 minute and 44 seconds remaining in the fourth quarter. In his 15-year career, he previously made five total field goals on two occasions, most recently against Kansas City on Oct. 14, 2018. In addition to his game-winner, he also connected on field goals of 39 and 31 yards in the first quarter, 30 yards in the second quarter, 51 yards in the third quarter and 54 yards in the fourth quarter. His



55-yard field goal tied for the fourth-longest field goal in franchise history and the second-longest game-winning field goal in team annals behind Rob Bironas' 60-yarder to beat Indianapolis on Dec. 3, 2006. His 54-yarder at Minnesota ranked as the eighth-longest field goal in team annals. He became the second player in franchise history to make at least six field goals in a game. The other is Rob Bironas, who set the team and NFL record with eight field goals at Houston on Oct. 21, 2007. Gostkowski became the first player in franchise history to record game-winning field goals in three consecutive games, as well as the first NFL player since the 1970 merger to kick a game-winning field goal in the final two minutes of regulation in each of his team's first three games of the season. He hit three field goals of at least 50 yards in distance for the first time in his career and was the first NFL player since Baltimore's Justin Tucker on Nov. 27, 2016 (vs. Cincinnati) to accomplish the feat. He extended his streak to a career-best 28 consecutive games with at least one field goal, which tied for the fifth-longest streak in NFL history (Jim Turner, 1970-72; Chip Lohmiller, 1988-90). He tied his career high with 19 total points in the contest. He was named AFC Offensive Player of the Week.

- Named AFC Offensive Player of the Month for September. It was his fifth career AFC Special Teams Player of the Month award.
- **Against Buffalo (10/13)**, made all six extra point attempts.
- **Against Houston (10/18)**, made all four extra point attempts, had a 27-yard field goal blocked, and missed from 37 yards.
- **Against Pittsburgh (10/25)**, made one of two field goal attempts, including a successful field goal from 51 yards. He also made all three extra point attempts.
- **At Cincinnati (11/1)**, made both extra point attempts and missed a field goal from 53 yards.
- **Against Chicago (11/8)**, made his only field goal attempt from 40 yards and hit all three of his extra point attempts.
- **Against Indianapolis (11/12)**, made a 50-yard field goal and missed from 44 yards. His 50-yarder in the second quarter gave him six field goals on seven attempts of 50-plus yards in 2020. His previous career high for 50-yard field goals in season was five in 2013 with the New England Patriots.
- **At Baltimore (11/22)**, made all three field goal attempts and his only extra point attempt. He connected on a pair of 40-yard field goals and added a 22-yarder. It was his second game of 2020 with at least three field goals.
- **At Indianapolis (11/29)**, connected on a 49-yard field goal in the third quarter and made all six of his extra point attempts.

**Gostkowski's Career Regular Season Statistics:**

Year	Team	GP	FGM	FGA	Pct	Lg	XPM	XPA	Pts
2006	NE	16	20	26	76.9	52	43	44	103
2007	NE	16	21	24	87.5	45	74	74	137
2008	NE	16	36	40	90.0	50	40	40	148
2009	NE	16	26	31	83.9	53	47	47	125
2010	NE	8	10	13	76.9	43	26	26	56
2011	NE	16	28	33	84.8	50	59	59	143
2012	NE	16	29	35	82.9	53	66	66	153
2013	NE	16	38	41	92.7	54	44	44	158
2014	NE	16	35	37	94.6	53	51	51	156
2015	NE	16	33	36	91.7	57	52	52	151
2016	NE	16	27	32	84.4	53	46	49	127
2017	NE	16	37	40	92.5	62	45	47	156
2018	NE	16	27	32	84.4	52	49	50	130
2019	NE	4	7	8	87.5	41	11	15	32
2020	Ten	11	16	24	66.7	55	32	34	80
<b>NFL Totals</b>		<b>215</b>	<b>390</b>	<b>452</b>	<b>86.3</b>	<b>62</b>	<b>685</b>	<b>698</b>	<b>1,855</b>

**Gostkowski's Career Postseason Statistics:**

Year	Team	GP	FGM	FGA	Pct	Lg	XPM	XPA	Pts
2006	NE	3	8	8	100.0	50	9	9	33
2007	NE	3	1	2	50.0	35	9	9	12
2009	NE	1	0	1	0.0	0	2	2	2
2011	NE	3	5	5	100.0	35	10	10	25
2012	NE	2	4	4	100.0	38	6	6	18
2013	NE	2	1	1	100.0	47	6	6	9
2014	NE	3	1	1	100.0	21	15	15	18
2015	NE	2	4	4	100.0	46	3	4	15
2016	NE	3	7	7	100.0	47	7	9	28
2017	NE	3	3	5	60.0	45	11	12	20
2018	NE	3	5	6	83.3	47	10	10	25
2019	NE								Injured Reserve
<b>Playoff Totals</b>		<b>28</b>	<b>39</b>	<b>44</b>	<b>88.6</b>	<b>50</b>	<b>88</b>	<b>92</b>	<b>205</b>

**Gostkowski's Regular Season Single-Game Highs:**

- Field Goals Made** - 6 at Minnesota (9/27/20)
- Field Goal Attempts** - 6 (Twice, last at Minnesota, 9/27/20)
- Longest Field Goal** - 62 at Oakland (11/19/17)
- PATs Made** - 8 (Three times, last vs. Indianapolis, 11/18/12)
- PATs Attempted** - 8 (Three times, last vs. Indianapolis, 11/18/12)
- Points** - 19 (Three times, last at Minnesota, 9/27/20)

**Gostkowski's Playoff Single-Game Highs:**

- Field Goals Made** - 3 (Four times, last vs. Pittsburgh, 1/22/17)
- Field Goals Attempts** - 3 (Six times, last vs. L.A. Rams in Super Bowl, 2/3/19)
- Longest Field Goal** - 50 at San Diego (1/14/07)
- PATs Made** - 6 (Twice, last vs. Indianapolis, 1/18/15)
- PATs Attempted** - 6 (Twice, last vs. Indianapolis, 1/18/15)
- Points** - 13 vs. N.Y. Jets (1/07/07)

**NFL ALL-TIME LEADERS**

During his career, **Stephen Gostkowski** has made 86.3 percent of his field goal attempts, a rate that ranks 11th in NFL history.

**Most accurate field goal kickers in NFL history (min. 50 attempts):**

Player	FG Made	FG Att	Pct
1. Justin Tucker	284	312	91.0
2. Harrison Butker	113	126	89.7
3. Josh Lambo	128	144	88.9
4. Younghoe Koo	55	62	88.7
5. Wil Lutz	139	158	88.0
6. Chris Boswell	143	163	87.7
7. Dan Bailey	244	280	87.1
8. Robbie Gould	397	457	86.9
9. Jason Sanders	65	75	86.7
10. Mike Vanderjagt	230	266	86.5
11. Kai Forbath	133	154	86.4
12. <b>Stephen Gostkowski</b>	<b>390</b>	<b>452</b>	<b>86.3</b>

**Stephen Gostkowski** ranks 12th in NFL history in career scoring. He is the only active kicker in the NFL's top 15 all-time leading scorers.

**Most points in NFL history:**

Player	Career Points
1. Adam Vinatieri	2,673
2. Morten Andersen	2,544
3. Gary Anderson	2,434
4. Jason Hanson	2,150
5. John Carney	2,062
6. Matt Stover	2,004
7. George Blanda	2,000
8. Jason Elam	1,983
9. John Kasay	1,970
10. Sebastian Janikowski	1,913
11. <b>Stephen Gostkowski</b>	<b>1,855</b>
12. Phil Dawson	1,847
13. Matt Bryant	1,758
14. Norm Johnson	1,736
15. David Akers	1,721





Additionally, Gostkowski is in the top 15 in NFL history in career field goals. He is second among active players behind **Robbie Gould**.

**Most field goals in NFL history:**

Player	Career Field Goals
1. Adam Vinatieri	599
2. Morten Andersen	565
3. Gary Anderson	538
4. Jason Hanson	495
5. John Carney	476
6. Matt Stover	471
7. John Kasay	461
8. Phil Dawson	441
9. Jason Elam	436
Sebastian Janikowski	436
11. Matt Bryant	397
Robbie Gould	397
<b>13. Stephen Gostkowski</b>	<b>390</b>
14. David Akers	386
15. Nick Lowery	383

### GOSTKOWSKI'S GAME-WINNING FIELD GOALS

A game-winning field goal is defined as one that was the final score of the game and gave the kicker's team the lead at any time in the fourth quarter or overtime.


Date	Team	Opp	FG Distance	Time Left	Quarter	Final Score
9/27/20	Ten	@ Min	55	1:44	4th	31-30
9/20/20	Ten	Jax	49	1:36	4th	33-30
9/14/20	Ten	@ Den	25	0:17	4th	16-14
10/14/18	NE	KC	28	0:03	4th	43-40
9/11/16	NE	@ Ari	32	3:44	4th	23-21
11/15/15	NE	@ NYG	54	0:01	4th	27-26
12/1/13	NE	@ Hou	53	3:12	4th	34-31
11/24/13	NE	Den	31	1:56	OT	34-31
9/8/13	NE	@ Buf	35	0:05	4th	23-21
10/21/12	NE	NYJ	48	11:02	OT	29-26
10/17/10	NE	Bal	35	1:56	OT	23-20
1/14/07*	NE	@ SD	31	1:10	4th	24-21

\* Playoffs

## #6 ■ P BRETT KERN

6-2, 214, 13th Year, Toledo

[Click for complete bio](#)



Punter **Brett Kern** is in his 13th NFL season and his 11th full campaign with the Titans in 2019. He was claimed off waivers by the Titans during the 2009 season.

During his time in Tennessee, Kern has placed his name at the top of most of the franchise's leaderboards at his position. At the end of the 2019 campaign, he ranked as the team's all-time career leader in gross punting average (45.9 yards), net punting average (40.8) and punts placed inside the 20 (333). He punted 839 times in a Titans uniform from 2009–2019, second all-time for the franchise behind **Craig Hentrich's** 861 punts. Kern owns the top eight net punting seasons in franchise history and six of the team's top eight gross punting seasons.

In 2019, Kern was named to the Pro Bowl for the third consecutive season, and he earned first-team Associated Press All-Pro honors for the first time in his career. His 37 punts inside the 20 led the NFL, and his 43.1-yard net average ranked second in team history.

At the end of the 2019 campaign, Kern's 170 consecutive games played (regular season) ranked second in team history behind only **Bruce Matthews** (232). Kern's 170 career games ranked sixth in franchise annals and were the most in the organization's "Titans era" (1999–2019).

In 2018, his 47.1-yard gross average ranked fifth in team history, and his 41.7-yard net average ranked second in team annals. He set a franchise record and recorded a career high with 39 of his 74 punts inside the 20-yard line. He finished the season with a career-long streak of 16 consecutive punts placed inside the 20, including every punt in the final three games of the season.

In 2017, Kern had arguably one of the best seasons by a punter in NFL history and was named to his first career Pro Bowl in addition to earning second-team Associated Press All-Pro honors. He punted 75 times for 3,728 yards with 28 punts placed inside the 20-yard line. His 44.6-yard net average broke his own team record and finished second in NFL history behind only **Johnny Hekker's** 46.0-yard net average in 2016. Kern's 49.7-yard gross average also broke his team mark and finished eighth in NFL history.

In 2015, Kern continued his annual assault on the team's all-time punting records and accomplished a first-of-its-kind NFL feat, becoming the first punter in league history to record 80 or more punts, a net average of 40 yards, and one or zero touchbacks in a single season. His season totals included 88 punts (tied for fifth place in franchise history), a 47.4-yard gross average (second in franchise history), a 40.3 net average (third in franchise history), a career-high 34 punts inside the 20 (third in franchise history) and only one touchback (career low).

In 2014, Kern launched a career-high 88 total punts for a gross average of 46.8 yards and a net average of 40.8 yards, which broke his own single-season team record (40.4-yard net average in 2012).

Kern produced one of the best punting seasons in team history in 2012. He set then-franchise records with a gross punting average of 47.6 yards and a net punting average of 40.4 yards (he later broke both marks).

Kern was claimed by the Titans off waivers from the Denver Broncos on Oct. 27, 2009. He spent the entire 2008 season and the first six games of 2009 campaign in Denver, totaling 73 punts and a 46.5-yard average in 22 games with the Broncos.

In 2008, Kern ranked fifth in the league with a 46.7-yard punting average that marked the third-best season total by a Bronco in club history. At the time, his punting average was the best in NFL history by a rookie. He was named to the All-Rookie team by Pro Football Weekly/PFWA and The *Sporting News*.

The Grand Island, N.Y., native was originally signed by the Broncos as a rookie free agent on April 28, 2008, following four seasons at the University of Toledo.

**2020 Notes:**

➤ **At Denver (9/14)**, punted four times for a 51.0-yard gross average and a 47.0-yard net average with two punts inside the 20, including a long punt of 66 yards to help pin the Broncos inside their 10-yard line in the second quarter. He became the seventh player in franchise history to play in 12 seasons with the organization, joining Bruce Matthews (1983–2001), Elvin Bethea (1968–1983), Brad Hopkins (1993–2005), Gregg Bingham (1973–1983), Mike Munchak (1982–1993) and Craig Hentrich (1998–2009). Kern became the first to accomplish the feat exclusively in the "Titans era"



(1999–present).

- **Against Jacksonville (9/20)**, averaged 40.7 yards on three punts with all three punts placed inside the 20. He pinned the Jaguars on their own six-yard line with a 34-yard punt in the second quarter.
- **At Minnesota (9/27)**, averaged 47.7 yards on three punts (41.0 net) with one punt inside the 20. He tied Gregg Bingham (1973-84) for fifth place on the franchise games played list with his 173rd game.
- **Against Buffalo (10/13)**, passed Gregg Bingham (173 games) for fifth place on the franchise's career games played list by playing in his 174th game with the Titans. He averaged 42.7 yards (43.0 net) on three punts with all three punts placed inside the 20. He helped pin the Bills on their own nine-yard line with a 55-yard punt in the first quarter, and he pinned the Bills on their own three-yard line with a 41-yard punt in the third quarter.
- **Against Houston (10/18)**, recorded only one punt (54 yards) in a game for only the sixth time in his career and for the first time since Nov. 5, 2018 at Dallas.
- **Against Pittsburgh (10/25)**, established a new franchise record and a career high with a gross punting average of 60.5 yards (minimum requirement of four punts). His four punts went, in order, for 63 yards, 59 yards, 61 yards and 59 yards. He eclipsed the old franchise record of 59.2 yards set by Greg Montgomery against Buffalo on Dec. 27, 1992. Kern's net average against Pittsburgh was 39.8 yards with one punt inside the 20. His 60.5-yard gross average ranked third in the NFL since 1970, trailing only Andy Lee's 63.0-yard average for Carolina at Denver on Sept. 8, 2016 and Kansas City's Tommy Townsend against New England on Oct. 5, 2020.
- **At Cincinnati (11/1)**, averaged 36.0 yards (26.0 net) on two punts with one punt inside the 20. He tied Craig Hentrich for fourth place on the franchise's all-time games played list with his 177th game, trailing only Bruce Matthews (296), Elvin Bethea (210) and Brad Hopkins (194).
- Placed on injured reserve (wrist) on Nov. 7.
- **Against Chicago (11/8)**, did not appear in a game for the first time in his career after he was placed on injured reserve the day before the contest. His consecutive games played streak ended at 199 games, including his career with the Titans and Denver Broncos. Prior to the game, he owned the fourth-longest active consecutive games played streak in the NFL behind only Philip Rivers (232), Sam Koch (231) and Mason Crosby (216). His streak with the Titans ended at 177 consecutive games played. It finished as the second-longest streak in franchise history behind Bruce Matthews' 232 consecutive games from 1987 to 2001.
- Activated from injured reserve on Nov. 28.
- **At Indianapolis (11/29)**, appeared in his 200th NFL regular season game and his 178th game with the Titans. In doing so, he passed Craig Hentrich (177 games with the Titans) for fourth place on the franchise's all-time games played list. He trails only Bruce Matthews (296), Elvin Bethea (210) and Brad Hopkins (194). Additionally, he passed Hentrich (861 punts) for the most punts in franchise history, finishing the contest with 863 punts in a Titans uniform. He averaged 40.0 gross yards (40.0 net) with all four of his punts placed inside the 20 against the Colts.

**Kern's Career Regular Season Statistics:**

Year	Team	GP	No	Blk	Yds	Avg	Lg	TB	In20	Net
2008	Den	16	46	0	2,150	46.7	64	4	13	37.8
2009	Den/Ten	16	64	0	2,910	45.5	67	10	27	38.5
2010	Ten	16	77	0	3,302	42.9	68	4	24	39.1
2011	Ten	16	86	0	3,747	43.6	64	7	31	39.4
2012	Ten	16	81	2	3,855	47.6	71	5	30	40.4
2013	Ten	16	78	1	3,386	43.4	63	2	32	39.7
2014	Ten	16	88	1	4,118	46.8	79	7	28	40.8
2015	Ten	16	88	0	4,175	47.4	61	1	34	40.3
2016	Ten	16	77	0	3,402	44.2	71	4	32	38.6
2017	Ten	16	75	0	3,728	49.7	74	5	28	44.6
2018	Ten	16	74	1	3,483	47.1	62	3	39	41.7
2019	Ten	16	78	0	3,672	47.1	70	2	37	43.1
2020	Ten	8	24	0	1,125	46.9	66	2	15	41.1
<b>Totals</b>		<b>200</b>	<b>936</b>	<b>5</b>	<b>43,053</b>	<b>46.0</b>	<b>79</b>	<b>56</b>	<b>370</b>	<b>40.4</b>

**Kern's Career Postseason Statistics:**

Year	Team	GP	No	Blk	Yds	Avg	Lg	TB	In20	Net
2017	Ten	2	10	0	447	44.7	62	0	4	41.2
2019	Ten	3	15	0	729	48.6	63	4	6	41.3
<b>Totals</b>		<b>5</b>	<b>25</b>	<b>0</b>	<b>1,176</b>	<b>47.0</b>	<b>63</b>	<b>4</b>	<b>10</b>	<b>41.2</b>

**Kern's Regular Season Single-Game Highs:**

- Punts** - 10 (Twice, last at Miami, 10/8/17)
- Gross Avg.** - 60.5 vs. Pittsburgh (10/25/20)
- Net Avg.** - 50.2 at Miami (10/8/17)
- Long Punt** - 79 vs. Indianapolis (12/28/14)
- In20** - 8 at Denver (10/14/19)

**Kern's Playoff Single-Game Highs:**

- Punts** - 6 (Twice, last at Baltimore, 1/11/20)
- Gross Avg.** - 52.5 at Baltimore (1/11/20)
- Net Avg.** - 44.0 (three punts) at Kansas City (1/19/20)
- Long Punt** - 63 at Baltimore (1/11/20)
- In20** - 4 at New England (1/4/20)

**FRANCHISE CAREER PUNTING LEADERS**

On Nov. 30, 2020, **Brett Kern** passed **Craig Hentrich** (861 punts with the Titans) for first place on the franchise's all-time punting list. Kern also is the all-time career leader in Titans/Oilers history in both gross punting average and net punting average.

**Most career punts, franchise history:**

Player	Years	Punts
1. <b>Brett Kern</b>	<b>2009-2020</b>	<b>863</b>
2. Craig Hentrich	1998-2009	861
3. Jim Norton	1960-1968	522

**Highest career gross punting average, franchise history (minimum 250 punts):**

Player	Years	Gross Avg.
1. <b>Brett Kern</b>	<b>2009-2020</b>	<b>46.0</b>
2. Greg Montgomery	1988-1993	43.6
3. Craig Hentrich	1998-2009	42.9
4. Jim Norton	1960-1968	42.1
5. Cliff Parsley	1977-1982	39.8
6. Dan Pastorini	1971-1979	39.7

**Highest career net punting average, franchise history (since 1976, minimum 250 punts):**

Player	Years	Net Avg.
1. <b>Brett Kern</b>	<b>2009-2020</b>	<b>40.8</b>
2. Craig Hentrich	1998-2009	37.2
3. Greg Montgomery	1988-1993	36.6
4. Cliff Parsley	1977-1982	32.3



## 2019 NFL PUNTING LEADERS

Titans punter **Brett Kern** ranks near the top of the NFL in gross punting average and net punting average in 2019.

He also is at the top of the NFL in total punts placed inside the 20.

### Highest gross punting average in 2019:

Player	Team	Gross Average
1. Tress Way	Washington Redskins	49.6
2. Andy Lee	Arizona Cardinals	47.8
3. Johnny Hekker	Los Angeles Rams	47.4
4. <b>Brett Kern</b>	<b>Tennessee Titans</b>	<b>47.1</b>
5. Ty Long	Los Angeles Chargers	47.0
6. Logan Cooke	Jacksonville Jaguars	46.8
7. Bryan Anger	Houston Texans	46.5
8. Cameron Johnston	Philadelphia Eagles	46.4
9. Jamie Gillan	Cleveland Browns	46.2
Thomas Morstead	New Orleans Saints	46.2

### Highest net punting average in 2019:

Player	Team	Net Average
1. Logan Cooke	Jacksonville Jaguars	44.5
Bryan Anger	Houston Texans	44.5
3. Tress Way	Washington Redskins	44.1
4. <b>Brett Kern</b>	<b>Tennessee Titans</b>	<b>43.1</b>
Thomas Morstead	New Orleans Saints	43.1
6. Britton Colquitt	Minnesota Vikings	42.6
7. Johnny Hekker	Los Angeles Rams	42.4
8. Cameron Johnston	Philadelphia Eagles	42.3
Riley Dixon	New York Giants	42.3
10. Kevin Huber	Cincinnati Bengals	42.1

### Most punts placed inside the 20 in 2019:

Player	Team	Inside the 20
1. <b>Brett Kern</b>	<b>Tennessee Titans</b>	<b>37</b>
2. Jake Bailey	New England Patriots	36
3. Michael Dickson	Seattle Seahawks	34
Corey Bojorquez	Buffalo Bills	34
5. A.J. Cole	Oakland Raiders	33
6. Sam Martin	Detroit Lions	31
7. Kevin Huber	Cincinnati Bengals	30
Tress Way	Washington Redskins	30
9. Colby Wadman	Denver Broncos	29
Thomas Morstead	New Orleans Saints	29
J.K. Scott	Green Bay Packers	29
Riley Dixon	New York Giants	29

## PERCENT INSIDE THE 20

Titans punter **Brett Kern** set a franchise record with 39 punts placed inside the opponent's 20-yard line in 2018. He ranked second in the NFL in the category, but he led the NFL for the highest percentage of his punts placed inside the 20 at 52.7 percent (39 of 74).

Kern finished the season with a career-long streak of 16 consecutive punts placed inside the 20, including every punt in the final three games of the season.

His 52.7 percent of punts placed inside the 20 was the highest percentage for the franchise from 1991–2018.

### Highest percentage of punts placed inside the 20 in 2018:

Player	Team	Punt	In20	Pct In20
1. <b>Brett Kern</b>	<b>Tennessee</b>	<b>74</b>	<b>39</b>	<b>52.7</b>
2. Tress Way	Washington	79	41	51.9
3. Corey Bojorquez	Buffalo	45	22	48.9
4. Johnny Hekker	L.A. Rams	43	21	48.8
5. Trevor Daniel	Houston	74	36	48.6
6. Dustin Colquitt	Kansas City	45	21	46.7
7. Pat O'Donnell	Chicago	62	28	45.2
8. Sam Koch	Baltimore	60	27	45.0
9. Jordan Berry	Pittsburgh	63	28	44.4
10. Sam Martin	Detroit	74	32	43.2

## NET AVERAGE IN A SEASON, TEAM HISTORY

Titans punter **Brett Kern** owns the top eight net punting seasons in franchise history and nine of the team's top 11 net punting seasons.

In 2017, he shattered his own franchise record (40.76 net average in 2014) by averaging 44.56 net yards on 75 punts.

He initially set the club mark for the first time in 2011 with a 39.37-yard net average, eclipsing **Craig Hentrich's** 1998 net average of 39.22 yards.

### Highest single-season net punting average, franchise history:

Player	Year	Net Average
1. <b>Brett Kern</b>	<b>2017</b>	<b>44.56</b>
2. <b>Brett Kern</b>	<b>2019</b>	<b>43.12</b>
3. <b>Brett Kern</b>	<b>2018</b>	<b>41.69</b>
4. <b>Brett Kern</b>	<b>2014</b>	<b>40.76</b>
5. <b>Brett Kern</b>	<b>2012</b>	<b>40.36</b>
6. <b>Brett Kern</b>	<b>2015</b>	<b>40.34</b>
7. <b>Brett Kern</b>	<b>2013</b>	<b>39.70</b>
8. <b>Brett Kern</b>	<b>2011</b>	<b>39.37</b>
9. Craig Hentrich	1998	39.22
10. Greg Montgomery	1993	39.13
11. <b>Brett Kern</b>	<b>2010</b>	<b>39.06</b>

## SINGLE-SEASON NET AVG, NFL HISTORY

**Brett Kern** led the NFL with a 44.6-yard net punting average in 2017. His average ranked second in NFL history. The only better single-season net punting average in NFL history was Rams punter **Johnny Hekker's** 46.0-yard net average in 2016.

### Highest single-season net punting average, NFL history (through 2018):

Player	Year	Team	Net Average
1. Johnny Hekker	2016	LAR	46.0
2. <b>Brett Kern</b>	<b>2017</b>	<b>Ten</b>	<b>44.6</b>
3. Johnny Hekker	2017	LAR	44.3
4. Johnny Hekker	2013	StL	44.2
Sam Martin	2016	Det	44.2
6. Andy Lee	2011	SF	44.0
7. Shane Lechler	2009	Oak	43.9
8. Johnny Hekker	2015	StL	43.7
9. Sam Koch	2014	Bal	43.3
10. (two tied)			43.2

## SINGLE-SEASON GROSS AVG, TEAM HISTORY

**Brett Kern's** 2017 gross punting average (49.71) broke his own franchise record. He initially set the franchise mark in 2012 by surpassing **Craig Hentrich's** 47.22-yard gross average from 1998.

### Highest single-season gross punting average, franchise history:

Player	Year	Gross Average
1. <b>Brett Kern</b>	<b>2017</b>	<b>49.71</b>
2. <b>Brett Kern</b>	<b>2012</b>	<b>47.59</b>
3. <b>Brett Kern</b>	<b>2015</b>	<b>47.44</b>
4. Craig Hentrich	1998	47.22
5. <b>Brett Kern</b>	<b>2019</b>	<b>47.08</b>
6. <b>Brett Kern</b>	<b>2018</b>	<b>47.07</b>
7. Greg Montgomery	1992	46.92
8. <b>Brett Kern</b>	<b>2014</b>	<b>46.80</b>
9. Greg Montgomery	1993	45.59
10. Reggie Roby	1996	44.37



## SINGLE-SEASON GROSS AVG, NFL HISTORY

Titans punter **Brett Kern** led the NFL with a 49.7-yard gross punting average in 2017. His average ranked eighth in NFL history and was the highest of any player since 2012.

Highest single-season gross punting average, NFL history (through 2018):

Player	Year	Team	Gross Average
1. Sammy Baugh	1940	Was	51.4
2. Shane Lechler	2009	Oak	51.1
3. Andy Lee	2011	SF	50.9
4. Shane Lechler	2011	Oak	50.8
5. Brandon Fields	2012	Mia	50.2
6. Thomas Morstead	2012	NO	50.1
7. Donnie Jones	2008	StL	50.0
8. <b>Brett Kern</b>	<b>2017</b>	<b>Ten</b>	<b>49.7</b>
9. Pat McAfee	2016	Ind	49.3
10. Shane Lechler	2007	Oak	49.1

## SINGLE-GAME GROSS AVERAGE, TEAM HISTORY

On Oct. 25, 2020 against Pittsburgh, **Brett Kern** set a new franchise record and a career high with a gross punting average of 60.5 yards (minimum requirement of four punts).

Kern has recorded seven of the franchise's top 11 single-game gross punting averages (minimum four punts).

Highest single-game gross punting average, since 1976 (min. 4 punts):

Player	Date	Opp	Punts	Gross Avg
1. <b>Brett Kern</b>	<b>10/25/20</b>	<b>Pittsburgh</b>	<b>4</b>	<b>60.5</b>
2. Greg Montgomery	12/27/92	Buffalo	5	59.2
3. Greg Montgomery	09/19/93	San Diego	5	57.6
4. Craig Hentrich	11/04/01	Jacksonville	4	57.5
5. <b>Brett Kern</b>	<b>09/24/17</b>	<b>Seattle</b>	<b>6</b>	<b>56.8</b>
6. <b>Brett Kern</b>	<b>11/12/17</b>	<b>Cincinnati</b>	<b>6</b>	<b>56.5</b>
7. Craig Hentrich	11/15/98	Pittsburgh	4	55.3
8. <b>Brett Kern</b>	<b>10/08/17</b>	<b>Miami</b>	<b>10</b>	<b>54.9</b>
9. <b>Brett Kern</b>	<b>12/28/14</b>	<b>Indianapolis</b>	<b>7</b>	<b>54.7</b>
10. <b>Brett Kern</b>	<b>12/20/15</b>	<b>New England</b>	<b>5</b>	<b>54.4</b>
11. <b>Brett Kern</b>	<b>01/03/10</b>	<b>Seattle</b>	<b>4</b>	<b>53.5</b>

## SINGLE-GAME NET AVERAGE, TEAM HISTORY

On Oct. 8, 2017 at Miami, **Brett Kern** punted 10 times for 549 yards with no blocks and no touchbacks, averaging 54.9 yards per attempt. The Dolphins returned seven of the punts for 47 total yards. Kern's net punting average of 50.2 set a career high and set the franchise's single-game record, topping **Greg Montgomery's** previous mark of a 49.8-yard net average against the San Diego Chargers on Sept. 19, 1993 (statistic tracked since 1976).

**In doing so, Kern became the first NFL player to punt at least 10 times and finish a game with a net punting average of at least 50 yards.**

Kern has recorded nine of the franchise's top 12 net punting performances.

Highest single-game net punting average, since 1976 (min. 4 punts):

Player	Date	Opp	Punt	Gross Avg	TB	In20	Net Avg
1. <b>Brett Kern</b>	<b>10/8/17</b>	<b>Mia</b>	<b>10</b>	<b>54.9</b>	<b>0</b>	<b>4</b>	<b>50.2</b>
2. <b>Brett Kern</b>	<b>11/10/19</b>	<b>KC</b>	<b>4</b>	<b>51.0</b>	<b>0</b>	<b>2</b>	<b>49.8</b>
3. Greg Montgomery	9/19/93	SD	5	57.6	1	0	49.8
4. Greg Montgomery	12/27/92	Buf	5	59.2	1	2	49.4
5. <b>Brett Kern</b>	<b>10/6/19</b>	<b>Buf</b>	<b>6</b>	<b>49.7</b>	<b>0</b>	<b>1</b>	<b>49.3</b>
6. <b>Brett Kern</b>	<b>11/25/12</b>	<b>Jax</b>	<b>4</b>	<b>50.3</b>	<b>0</b>	<b>1</b>	<b>49.0</b>
7. <b>Brett Kern</b>	<b>11/9/14</b>	<b>Bal</b>	<b>8</b>	<b>51.8</b>	<b>0</b>	<b>0</b>	<b>48.8</b>
8. <b>Brett Kern</b>	<b>10/26/14</b>	<b>Hou</b>	<b>6</b>	<b>51.7</b>	<b>0</b>	<b>2</b>	<b>48.7</b>
9. <b>Brett Kern</b>	<b>9/16/12</b>	<b>SD</b>	<b>7</b>	<b>51.6</b>	<b>1</b>	<b>3</b>	<b>48.6</b>
10. Craig Hentrich	11/4/01	Jac	4	57.5	0	2	48.5
11. <b>Brett Kern</b>	<b>10/1/17</b>	<b>Hou</b>	<b>5</b>	<b>49.2</b>	<b>0</b>	<b>1</b>	<b>48.4</b>
12. <b>Brett Kern</b>	<b>9/24/17</b>	<b>Sea</b>	<b>6</b>	<b>56.8</b>	<b>1</b>	<b>2</b>	<b>48.2</b>

## 2017 NFL PUNTING LEADERS

Titans punter **Brett Kern** finished in first place on the 2017 NFL leaderboard in gross punting average and net punting average.

Highest gross punting average in 2017:

Player	Team	Gross Average
1. <b>Brett Kern</b>	<b>Tennessee</b>	<b>49.7</b>
2. Shane Lechler	Houston	49.0
3. Drew Kaser	LA Chargers	48.1
4. Johnny Hekker	LA Rams	47.9
5. Britton Colquitt	Cleveland	47.6
6. Marquette King	Oakland	47.4
7. Andy Lee	Arizona	47.3
8. Thomas Morstead	New Orleans	47.0
Pat O'Donnell	Chicago	47.0
10. Kevin Huber	Cincinnati	46.6

Highest net punting average in 2017:

Player	Team	Net Average
1. <b>Brett Kern</b>	<b>Tennessee</b>	<b>44.6</b>
2. Johnny Hekker	LA Rams	44.3
3. Marquette King	Oakland	42.7
4. Rigoberto Sanchez	Indianapolis	42.6
5. Michael Palardy	Carolina	42.4
6. Thomas Morstead	New Orleans	42.2
7. Justin Vogel	Green Bay	41.6
8. Chris Jones	Dallas	41.4
9. Drew Kaser	LA Chargers	41.3
Shane Lechler	Houston	41.3

## MOST CONSECUTIVE GAMES, TEAM HISTORY

Punter **Brett Kern** played in 177 consecutive games for the Titans before the streak came to an end against the Chicago Bears on Nov. 8, 2020. His streak ranks second in franchise history, behind only Hall of Fame offensive lineman **Bruce Matthews** (232).

Most consecutive games played in franchise history (regular season):

Player	Position	Years	Consec. Games
1. Bruce Matthews	OL	1987–2001	232
2. <b>Brett Kern</b>	<b>P</b>	<b>2009–2020</b>	<b>177</b>
3. Robert Brazile	LB	1975–1984	147
4. Craig Hentrich	P	1998–2007	146
5. Rob Bironas	K	2005–2013	144
6. Beau Brinkley	LS	2012–2020	135
Keith Bulluck	LB	2000–2009	135
Elvin Bethea	DE	1968–1977	135
9. Gregg Bingham	LB	1973–1981	134
10. Eddie George	RB	1996–2003	128

## MORE TITANS SPECIALISTS

### 47 - LS MATT OVERTON

6-1, 243, 8th Year, Western Washington

➤ Joined the Titans practice squad on Oct. 12, 2020 and signed to the 53-man roster on Nov. 28, 2020.

➤ Joined the Titans with seven years and 100 games of NFL experience with the Indianapolis Colts (2012-16) and Jacksonville Jaguars (2017-18).

➤ Following the 2013 season, he was selected as the long snapper for the AFC's Pro Bowl team.

➤ A native of Tracy, Calif., he entered the NFL as an undrafted college free agent with the Seattle Seahawks in 2007 following his collegiate career at Western Washington.

#### 2020 Notes:

➤ Elevated from the practice squad to the gameday roster on Nov. 11/8 against Chicago, Nov. 12 against Indianapolis and Nov. 22 at Baltimore. He played in all three games.

➤ Signed to the active roster on Nov. 28.





## TITANS PRACTICE SQUAD

No.	Name	Pos	Ht	Wt	Exp	College
73	Adams, Paul	T	6-5	315	1	Missouri
95	Brown, Miles	DL	6-2	320	2	Wofford
53	Compton, Will	LB	6-1	235	7	Nebraska
12	Daniel, Trevor	P	6-1	231	2	Tennessee
83	Hesse, Parker	TE	6-3	261	1	Iowa
16	Hollister, Cody	WR	6-4	216	3	Arkansas
89	Hudson, Tommy	TE	6-3	255	R	Arizona State
66	Kemp, Brandon	T	6-6	317	R	Valdosta State
4	Kizer, DeShone	QB	6-4	235	4	Notre Dame
7	McCann, Tucker *	K	6-0	218	R	Missouri
52	Munyer, Daniel	C	6-1	305	3	Colorado
78	Newhouse, Marshall	T	6-4	330	11	Texas Christian
57	Ray, Wyatt	OLB	6-3	255	1	Boston College
80	Rogers, Chester	WR	6-0	184	5	Grambling State
59	Skipper, Tuzar	OLB	6-3	246	2	Toledo
2	Sloman, Sam	K	5-8	205	R	Miami (Ohio)

\* Practice Squad/Injured

### TITANS PRACTICE SQUAD CAPSULES

#### **73 - T PAUL ADAMS**

**6-5, 315, 1st Year, Missouri**

- Signed by the Titans to the practice squad on Oct. 27, 2020 after spending the 2020 offseason and training camp with Washington.
- Entered the NFL as a rookie free agent with the New York Giants in 2019.
- As a rookie, he spent the majority of the season on Washington's practice squad after being released by the Giants at the end of training camp and then serving a brief stint on the Cleveland Browns practice squad.
- Played in 41 games over a four-year career at the University of Missouri (2015-18).
- Raised in Nashville, Adams earned Tennessee Titans Mr. Football honors as a high school senior at Christ Presbyterian Academy.

#### **95 - DL MILES BROWN**

**6-2, 320, 2nd Year, Wofford**

- Signed by the Titans to the practice squad on Nov. 10, 2020 after spending a second training camp with the Arizona Cardinals.
- Entered the NFL as an undrafted college free agent with the Arizona Cardinals in 2019.
- As a rookie in 2019, Brown played nine games for the Cardinals, posting four tackles and one tackle for loss.
- Started 49 games and was a three-time All-Southern Conference selection at Wofford College. He totaled 174 tackles, 38 tackles for loss and 13.5 sacks for the Terriers in four seasons.
- He is a native of Cheverly, Md.

#### **53 - LB WILL COMPTON**

**6-1, 235, 7th Year, Nebraska**

- Compton is in his seventh NFL season. He re-joined the Titans on August 27, 2020 after spending one season in Oakland.
- Through the first six seasons of his NFL career, Compton played in 78 games with 39 starts.
- In 2019, he played in nine games with four starts for the Raiders and totaled 39 tackles and one special teams stop.
- In 2018, Compton played in 12 games for the Titans and led the team with 11 special teams tackles.
- He entered the NFL as an undrafted college free agent with Washington in 2013, where he played five seasons (2013-17).

- A native of Bonne Terre, Mo., Compton was a three-year starter at the University of Nebraska (2010-12) and finished his career with 247 tackles to rank 12th on the Nebraska all-time tackles chart, including 110 tackles in his senior season.

#### **2020 Notes:**

- **At Denver (9/14)**, registered three tackles on Monday Night Football.
- Released from the 53-man roster on Oct. 26 and re-signed to the practice squad the following day.

#### **12 - P TREVOR DANIEL**

**6-1, 231, 2nd Year, Tennessee**

- Joined the Titans practice squad on Nov. 7, 2020.
- He originally entered the NFL as a rookie free agent with the Houston Texans in 2018.
- In 2019, he appeared in two games for the Texans before being waived during Week 3.
- In 2018, he played in all 16 regular season games as a rookie with the Houston Texans. He punted 74 times for 3,237 yards (43.7 average, 39.1 net average), with five touchbacks and 36 punts downed inside the 20-yard line.
- A native of Dickson, Tenn., he played 38 career games at the University of Tennessee over four seasons (2014-17), punting 200 times for 9,185 yards (45.9 avg.) with 81 punts placed inside the 20-yard line. He produced 76 career punts of 50+ yards, including a career-long 72-yard punt in 2012. His career average of 45.9 broke the previous record (43.9) set by Jimmy Colquitt during the 1981-84 seasons.

#### **2020 Notes:**

- **Against Indianapolis (11/12)**, made his Titans debut after being elevated to the roster for game day (standard elevation) and punted twice for 64 yards with one punt attempt blocked.
- Elevated to the 53-man roster on Nov. 19.
- **At Baltimore (11/22)**, averaged 46.5 yards (43.0 net) on two punts.
- Waived on Nov. 24 and added to the practice squad two days later.

#### **83 - TE PARKER HESSE**

**6-3, 261, 1st Year, Iowa**

- Originally signed by the Titans as a rookie free agent on May 13, 2019 following a rookie minicamp tryout and spent the entire 2019 season on the practice squad.
- Released by the Titans prior to the 2020 season and re-signed to the practice squad on Oct. 20.
- Switch to tight end at the professional level after competing as a defensive end at Iowa.
- At Iowa, appeared in 52 games with 46 starts over four seasons and totaled 182 tackles, 31 tackles for loss, 14 sacks, two interceptions, 11 passes defended, four forced fumbles and three fumble recoveries as a Hawkeye.
- He is a native of LaCrosse, Wis.
- His last name is pronounced "HESS-ee."

#### **16 - WR CODY HOLLISTER**

**6-4, 216, 3rd Year, Arkansas**

- Signed by the Titans as a free agent following a tryout during 2019 rookie minicamp. Appeared in five games and posted two catches for 13 yards on the season.
- Originally signed by the New England Patriots as an undrafted free agent following the 2017 NFL Draft.
- Hollister's twin brother, Jacob, was also signed by the New England Patriots along with Cody as rookie free agents in 2017. The two brothers were teammates with the Patriots for the 2017 and 2018 campaigns. Jacob was traded to the Seattle Seahawks during the 2019 offseason.
- Hollister is a talented singer/songwriter. He has used social media to post several song performances.

#### **89 - TE TOMMY HUDSON**

**6-3, 255, Rookie, Arizona State**

- Signed by the Titans as an undrafted free agent following the 2020 NFL Draft.
- In four seasons at Arizona State (2016-19), Hudson totaled 25 receptions for 205 yards and played primarily as a blocking tight end.
- Hudson has always wanted to be in the military and has post-football plans of joining the Navy to become a Navy SEAL.

#### **2020 Notes:**

- Placed on reserve/practice squad COVID-19 on Sept. 29.
- Placed on reserve/practice squad suspended on Oct. 8.
- Activated to the practice squad on Nov. 13.



## TITANS PRACTICE SQUAD CAPSULES

### **66 - T BRANDON KEMP**

**6-6, 317, Rookie, Valdosta State**

- Signed by the Titans as an undrafted free agent following the 2020 NFL Draft.
- Appeared in 41 games with 38 starts at tackle over four seasons at Valdosta State (2016-19).
- As a senior (2019), he started all 11 games at tackle and earned D2CCA second team All-America and first-team all-conference recognition.
- As a junior (2018), recorded 11 starts at tackle and helped lead the Blazers to the first undefeated season in school history and the fourth national title in program history.

### **4- QB DESHONE KIZER**

**6-4, 235, 4th Year, Notre Dame**

- Kizer was signed to the Titans practice squad on Nov. 24, 2020.
- The Toledo, Ohio, native entered the NFL as a second-round selection of the Cleveland Browns in 2017.
- Prior to his arrival in Tennessee, he threw for 3,081 yards, 11 touchdowns and 24 interceptions, along with 458 yards and five touchdowns rushing in 18 games with Cleveland and Green Bay.
- Kizer started 15 games as a rookie for the Browns in 2017 and played three games for the Packers in 2018. He also spent time with the Raiders in 2019 and 2020.
- Kizer was a two-year starter at Notre Dame, throwing for 5,809 yards and 47 touchdowns during his college career.

### **7 - K TUCKER McCANN**

**6-0, 218, Rookie, Missouri**

- Signed by the Titans as an undrafted free agent following the 2020 NFL Draft.
- Appeared in 49 games over four seasons at Missouri and finished his career with 358 points which ranked second in program history. Was successful on 61 of 84 career field goals for a 72.6-percent career success rate. His 61 field goals were good for the second-most in Missouri history.
- 2020 Notes:**
- Placed on the practice squad/injured list on Nov. 7.

### **52 - C DANIEL MUNYER**

**6-1, 305, 3rd Year, Colorado**

- Munyer was signed by the Titans to the team's practice squad on Oct. 8, 2019 after previously spending time with the Kansas City Chiefs (2015-16), Arizona Cardinals (2016-2018) and Indianapolis Colts (2019).
- He spent seven games on the Titans' 53-man roster in 2020 before being released on Nov. 7. He was re-signed to the practice squad on Nov. 10.
- The 6-foot-1-inch, 305-pounder originally signed with Kansas City as a rookie free agent following the 2015 NFL Draft.
- The Harbor City, Calif., native appeared in 16 total games with one start at right guard prior to joining the Titans.
- In four seasons at Colorado (2011-14), Munyer played in 43 games with 39 starts, including 36 consecutive starts over his final three seasons. Thirty of his starts came at right guard, and he made six starts at center.

### **78 - T MARSHALL NEWHOUSE**

**6-4, 330, 11th Year, Texas Christian**

- Newhouse was signed by the Titans to the practice squad on Nov. 27, 2020.
- Prior to joining the Titans, he logged 10 NFL seasons, appearing in 129 games with 81 starts. Over his NFL career, he has played both tackle spots and guard.
- In 2019, he played 15 games for the New England Patriots, including nine starts—eight at left tackle and one at right tackle.
- Prior to joining the Patriots, he spent time with the Green Bay Packers (2011-12), Cincinnati Bengals (2014), New York Giants (2015-16), Oakland Raiders (2017), Buffalo Bills (2018) and Carolina Panthers (2018).
- Newhouse was originally drafted by the Green Bay Packers in the fifth round of the 2010 NFL Draft.
- A native of Dallas, Texas, Newhouse was a three-year starter at left tackle during his collegiate career at TCU.

### **57 - OLB WYATT RAY**

**6-3, 255, 1st Year, Boston College**

- Signed by the Titans during 2020 training camp.
- Originally signed with the Cleveland Browns as an undrafted free agent following the 2019 NFL Draft. He has also spent time with the Houston Texans, Buffalo Bills and New York Jets.
- Ray is the grandson of the late legendary singer Nat King Cole, and is the nephew of the late Natalie Cole.
- 2020 Notes:**
- **Against Chicago (11/8)**, made his NFL debut as a reserve on defense after being elevated from the practice squad for the game (standard elevation).

### **80 - WR CHESTER ROGERS**

**6-0, 184, 5th Year, Grambling State**

- Signed by the Titans during Week 3 of the 2020 season.
- Before arriving in Tennessee, Rogers gained 53 games of NFL experience, including 22 starts with the Indianapolis Colts over a four-year career. During that time he had 111 receptions for 1,221 yards and five touchdowns as a receiver, as well as a 9.2-yard career punt return average.
- In 2018, registered 53 receptions for 485 yards in 16 games for the Colts.

### **2 - K SAM SLOMAN**

**5-8, 205, Rookie, Miami (Ohio)**

- Sloman was signed to the Titans practice squad on Nov. 24, 2020.
- The Rosewell, Ga., native was a seventh-round pick by the Los Angeles Rams in 2020. He kicked in the Rams' first seven games of his rookie season, connecting on eight of 11 field goals and 18 of 21 extra points.
- As a college player at Miami (Ohio), he converted 49 of 62 field goal attempts, including 26 of 30 as a senior.

### **59 - OLB TUZAR SKIPPER**

**6-3, 246, 2nd Year, Toledo**

- Signed by the Titans to the practice squad during Week 2 of the 2020 season.
- Originally signed as an undrafted free agent by the Pittsburgh Steelers following the 2019 NFL Draft. Skipper has also spent time with the New York Giants.
- In 2019, appeared in six games for the Giants and totaled two tackles, 0.5 sacks and a fumble recovery as a rookie.
- His first name is pronounced "TWO-zahr."
- 2020 Notes:**
- At Baltimore (11/22), made his Titans debut after being elevated to the active roster for the game (standard elevation).

## TITANS TIDBITS: THE BEST OF TITANS OFF-THE-FIELD NOTES

### **WR CAMERON BATSON**

- Batson was the valedictorian of his class at Millwood (Okla.) High School, and at Texas Tech, he graduated cum laude with his accounting degree in just over three years. His valedictorian speech – he had 52 in his graduating class – focused on his class, along with his past, and his journey.
- Batson wasn't necessarily expecting to make the team's 53-man roster as a rookie free agent in 2018. So when he walked into general manager Jon Robinson's office during shutdown day, he was expecting the worst. But things took a nice turn, and then something happened even the GM had never experienced before. Robinson told Batson he'd made the team's 53-man roster, and an impromptu prayer broke out. "I sat there and prayed," Batson said, "and Jon bowed his head with me. He said, 'That's the first time anyone had ever done that.' ... I just wanted to give God the glory, with everything that is going on good or bad, because without Him nothing is possible."
- He has a dog named Kookie, and runs an Instagram account for her @ms.kookiemonster.
- Batson was roommates with Kansas City Chiefs quarterback Patrick Mahomes at Texas Tech.

### **FB/RB KHARI BLASINGAME**

- Blasingame enjoys playing the saxophone.
- He originally started his Vanderbilt career at linebacker before transitioning to running back as a sophomore in 2016.
- After his football career, Blasingame's goal is to become the CEO of a hospital or health care system. Once there, he wants to focus on improving health care outcomes for disadvantaged populations.
- He earned his undergraduate degree in medicine, health and society from Vanderbilt in 2017 and is working towards a master's degree in education, after playing his final collegiate season in 2018 as a graduate student.

### **CB BREON BORDERS**

- Borders lettered in basketball and track and field at Statesville High School (N.C.), earning the 2013 county basketball player of the year and 2013 county track and field athlete of year by the Statesville Record & Landmark.
- Borders was also the state champion in the 300-meter hurdles and three-time all-conference and all-county selection in track and field.

### **C AARON BREWER**

- The Dallas, Texas, native competed in throws for the track and field team in high school.

### **WR A.J. BROWN**

- Brown was selected in the 19th round of the 2016 Major League Baseball Draft by the San Diego Padres as a centerfielder and he participated in the team's extended spring training program each summer from 2016-18.
- He has a dog, Bentley Juan Brown, and runs an Instagram account for him @bentleyjuan1.
- During a pre-draft visit to San Francisco, Brown was able to link up and work out with Hall of Fame NFL receiver and fellow Mississippian Jerry Rice. Rice took Brown on the horse trail at Edgewood Park in Redwood City, known as one of Rice's training sites, where the pair ran hills as part of their work out. Brown's hometown Starkville, Miss., and Rice's hometown Crawford, Miss., are a 30-minute drive apart.

### **LB JAYON BROWN**

- Former Long Beach Poly and New England Patriots star Willie McGinest is a close friend of the Brown family.
- Brown's younger brother, Joshua, is a defensive end at the University of Arizona, and his two older brothers also played college football. Jason played linebacker at Idaho, while Juwuan was a defensive lineman at Southern Oregon.
- He likes spending as much time as possible with his dogs, "a mutt named Lou" and a Rottweiler named Kali. He also enjoys puzzles and watching movies.

### **CB MALCOLM BUTLER**

- In February 2017, the production company Narrative Capital acquired the rights to the story of Butler for a film tentatively titled "The Secondary."
- Following Butler's crucial goal line interception to seal Super Bowl XLIX, Patriots quarterback Tom Brady, who received a 2015 Chevrolet Colorado as part of his Super Bowl XLIX MVP Award, requested Chevrolet award the truck directly to Butler.
- Prior to securing a rookie free agent tryout with the Patriots in 2014, Butler

was operating the fryolator at a Popeye's restaurant.

- Every offseason since 2015, Butler has hosted free skills and multi-sport experience camps in his hometown of Vicksburg, Miss., for 500 boys and girls in first through 12th grades.

### **S KEVIN BYARD**

- In July 2020, Byard was named the official spokesperson for the United Way of Greater Nashville. His first order of business was to participate in the organization's virtual Stuff the Bus school supply drive.
- In May 2020, Byard was able to accomplish a goal of helping to purchase his mother, Artina Stanley, her "forever home."
- During the 2019 offseason, Byard hosted 200-plus youngsters at the inaugural Kevin Byard Football Camp at Ensworth School. He plans to hold the camp - which was free - every year.
- The Titans had an inside track in their scouting of Byard. Titans general manager Jon Robinson received glowing reports on Byard from his friend and MTSU recruiting coordinator Steve Ellis. When Robinson was a linebackers coach at Nicholls State, Ellis was one of his pupils, and the two remained close through the years. Additionally, Patrick Callaway, college scout for the Titans, was Byard's high school teammate.
- Byard says his football role models are Ed Reed, Brian Dawkins and Troy Polamalu.

### **OLB JADEVEON CLOWNEY (first name pronounced juh-DEV-ee-on)**

- Attended South Pointe High School in Rock Hill, S.C., where he was named South Carolina's 2010 Mr. Football and lettered for the school's basketball team.
- Majored in African-American studies at South Carolina.

### **LB WILL COMPTON**

- Prior to his first training camp as a rookie free agent, Compton typed out five personal goals in his iPad that he wanted to accomplish over the next five years. Although he truly never imagined being able to achieve each of the goals, he checked off all the boxes. They included playing a vital role for Washington, earning a starting spot, being named a captain, reaching a specific financial goal by age 27 and doing at least three speaking engagements a year despite no prior experience.
- Compton is the co-founder of the popular podcast Bussin' With The Boys with teammate Taylor Lewan. The two friends host guests on an old Monte Carlo Budweiser bus and discuss any and everything.

### **DL JACK CRAWFORD**

- Crawford was born in London, England and moved to the United States in 2005. He initially moved to the United States to pursue a career playing basketball.
- It wasn't until 2006 that Crawford joined the football team at St. Augustine Prep (N.J.), where he found immediate success. During his senior season, he emerged as a standout, being rated the No. 15 defensive end in the nation by Scout.com.

### **DB DANE CRUIKSHANK (pronounced CROOK-shank)**

- Growing up a Southern California fan, his most memorable college football moment was playing the Trojans in the Coliseum. Cruikshank posted 10 tackles and one interception in the contest.
- Cruikshank's nickname is 'Smooove.' He wore jersey No. 2 in high school, earning the nickname '2 Smooove,' which was then shortened to Smooove.
- He lists owning his own business as a goal on his bucket list. He would one day like to open his own training facility.

### **P TREVOR DANIEL**

- A native of Dickson, Tenn., Daniel grew up watching football with his grandfather. As a child, "I told my granddad that I was going to play for the Dickson Dragons, which is the middle school team, Dickson Cougars, which is our high school, then Tennessee, then the Tennessee Titans," Daniel said. He completed that dream when he signed with the Titans in 2020.

### **WR COREY DAVIS**

- Davis' late brother, Titus, played football at Central Michigan and was signed by the Chargers as a rookie free agent in 2015. Titus also spent time with the Jets, Bills and Bears.
- One of Davis' favorite quotes is "Never die easy" by Walter Payton, who used the saying as the title to his autobiography.
- Davis studied special education at Western Michigan.



## TITANS TIDBITS: THE BEST OF TITANS OFF-THE-FIELD NOTES

### **OL NATE DAVIS**

- Growing up, Davis was 'always a pretty big kid.' He played on the offensive or defensive line during Pop Warner and estimates that in the fourth grade he weighed around 200 pounds.
- Davis was invited to the 2019 Senior Bowl, which he credits for helping him during the draft process. He went head-to-head with defensive linemen from larger conferences, and as an athlete from a smaller conference, he credits his performance at the Senior Bowl for helping put his name into the conversation ahead of the draft.
- Davis' father purchased him a fishing rod as a child and would take him to the pond near their home in Ashburn, Va., to fish and relax.
- Davis is a car enthusiast who has a knack for identifying the year, make and model of a car. He lists his dream car as a Rolls-Royce.

### **DE MATT DICKERSON**

- Dickerson's father, Clarence, played college football at Henderson State (Ark.).
- Dickerson has a twin sister named Megan.
- Dickerson played football for the first time as a high school freshman.
- Dickerson majored in political science at UCLA.

### **G JAMIL DOUGLAS (first name pronounced juh-MILL)**

- Douglas was on the New England Patriots practice squad when the team won Super Bowl LI.
- He graduated with a degree in in Criminal Justice and Criminology from Arizona State in 2013.
- Played tight end/H-back as a senior in high school after primarily being featured at left tackle during the early part of his high school career. He caught three passes for 79 yards and one touchdown and carried four times for 19 yards.

### **LB NICK DZUBNAR (pronounced duh-ZOOB-nar)**

- Dzubnar feels he was better at hockey than football in high school. He participated as a Junior Anaheim Duck in his youth.
- His brother-in-law is former Chargers tackle Cory Lekkerkerker.
- Earned a degree in construction management from Cal Poly — San Luis Obispo.
- In high school, he was the senior class president and a four-year ASB member.

### **RB DARRYNTON EVANS**

- At the NFL Scouting Combine in February, Evans raised money and brought awareness to ECANA (Endometrial Cancer Action Network for African-Americans) by getting pledges for every inch of his vertical leap. He raised more than \$3,200 with a vertical of 37 inches.
- Evans grew up with and went to high school with San Francisco 49ers running back Raheem Mostert, Tampa Bay Buccaneers safety D'Cota Dixon and Washington linebacker Cole Holcolmb. Mostert, who led the NFC champion 49ers in rushing in 2019 and was among the first to reach out to Evans on social media during the draft, tweeting three simple words: "We built different!"
- Evans got a head start on the Titans' playbook during his final season at Appalachian State. Every year, the Mountaineer coaches' study one NFL offense and incorporate some of its principles into their own playbook. It just so happened that App State chose the Titans prior to the 2019 season.
- Evans earned a grade point average of 3.34 and was tabbed the Sun Belt's Top Scholar by Street & Smith magazine.
- Evans enjoys playing video games, particularly NBA2K, Call of Duty and Madden, solving Rubik's Cubes and producing music in his spare time.

### **LB RASHAAN EVANS**

- Upon being drafted by Tennessee, Evans was reunited with former Crimson Tide teammate Derrick Henry. Henry phoned Evans immediately after he was selected with the 22nd pick to congratulate him.
- At Alabama, Evans shared the field with his brother, Alex, a member of the Crimson Tide spirit squad.
- Growing up in rural Alabama, Evans would chase wild horses to work on improving his speed and athleticism.
- Evans' father, Alan, was a star running back at Auburn. Evans' mother, Chenavis, received four degrees from Auburn, including her doctorate. Evans' older sister was a cheerleader at Auburn, and despite the family ties including his cousins attending Auburn, Evans stuck with his gut and instead

chose Alabama.

- He has two pregame rituals. Evans prays before each game and pulls grass from the field early in pregame to get a feel for the turf.
- His nickname is 'Razor, because I cut up.'

### **TE ANTHONY FIRSKER (pronounced FERK-sir)**

- Firkser grew up playing basketball and both roller and ice hockey at elite levels and didn't begin playing football until his sophomore year of high school.
- In the offseason, Firkser volunteers with his former high school football coach to help train and give advice to aspiring young football players in his hometown community of Manalapan, N.J.
- His brother, Josh, played football at Wagner College.

### **RB D'ONTA FOREMAN**

- In 2016, Foreman was a Heisman Trophy candidate, a consensus first-team All-American, and won the Doak Walker Award and Earl Campbell Tyler Rose Award at the University of Texas.
- Foreman's twin brother, Armanti, was a wide receiver at Texas.

### **CB KRISTIAN FULTON**

- Fulton's older brother, Keith Fulton, played wide receiver at LSU. Kristian and Keith were teammates in 2018.
- Fulton wears jersey No. 26 to fuel his competitive fire. "It just reminds me every day that I had eight corners selected before me," Fulton told the Official Titans Podcast. Two plus six equals eight, "So, if you add it up, it's a reminder for me every day."
- Graduated in December of 2019 with a degree in sports administration from LSU.

### **K STEPHEN GOSTKOWSKI (pronounced gost-COW-ski)**

- The Madison, Miss., native received an athletic scholarship to pitch for the University of Memphis baseball team coming out of high school. He also made the football team as a walk-on and finished his college career as the team's all-time leading scorer with 369 points.

### **RB DERRICK HENRY**

- In high school, Henry broke the 51-year-old national high school rushing record with 12,124 yards after compiling 4,261 rushing yards as a senior.
- Henry sealed an Iron Bowl victory with an epic, career-best 271 rushing yards against the Tigers. He put the Crimson Tide on his back by carrying the ball a school-record 46 times. His 271 rushing yards were 11 more yards than Auburn had in total offense (260). He ended the game with 14 consecutive rushes to run out the clock.
- His late grandmother, Gladys Henry, helped raise him and played a key inspirational role in his development. In 2018, he fulfilled a promise to her and graduated from Alabama with his bachelor's degree. He has a portrait tattoo of her on his chest.
- Gladys Henry nicknamed him "Shocka" as a baby because he "shocked the whole family" when he was born.
- Henry has been growing out his hair since he was in elementary school.

### **DB AMANI HOOKER**

- Hooker was named a finalist for Minnesota's Mr. Football in 2015, yet he had just two FBS scholarship offers. When the in-state university showed hesitancy after multiple workouts, Hooker knew he belonged at Iowa saying, "love who loves me."
- Amani's brother, Quinton, played basketball for North Dakota and helped take the team to the NCAA tournament his senior year. Quinton was Minnesota's Mr. Basketball in high school and currently plays basketball professionally in France.
- In February 2019, Hooker helped crowdfund about \$1,200 for the Park Center high school football program through a Pledge-It campaign raising a dollar amount for every inch of his vertical jump at the NFL Scouting Combine. His 37-inch jump ranked fifth among safeties and equaled money for better equipment at his alma mater.

### **WR ADAM HUMPHRIES**

- Humphries was originally a rookie tryout invitee with the Tampa Bay Buccaneers following the 2015 NFL Draft. Titans general manager Jon Robinson was a member of the Bucs player personnel department at the time and saw the 5-foot-11-inch wideout grind it out in practice and eventually earn a spot on the team's 53-man roster. "Humph came in as a tryout and won a

## TITANS TIDBITS: THE BEST OF TITANS OFF-THE-FIELD NOTES

spot on the 90-man roster," said Robinson. "He was a tough guy to cover all through training camp and he kept working and working and working. I've always had an affinity for him and liked his style. He's earned everything he's got."

- Clemson head football coach Dabo Swinney took a visit to Humphries' high school, Dorman, before the 2011 season to scout eventual signee Charone Peake during a basketball game. But once the game began, Swinney couldn't help but notice Dorman's 5-foot-11 point guard running the show. "I go watch a basketball game at Dorman High School to see Charone Peake, and I'm going, 'Dang, who's this point guard?'" Swinney said. "And I've got Coach (Dave) Gutshall going, 'Well that's the best football player I've got on the team.' And I'm like, 'Really? We need to watch this guy a little bit.' He played corner, he played receiver, he played running back, he played quarterback. He was the best football player on the team. Adam Humphries was his name. I don't think he had any offers. So we offer the guy, 'Well, we're only offering the guy to get Charone Peake. No, no, no. We want Humphries.'"
  - Humphries maintains a friendship with former Clemson teammate DeAndre Hopkins.
  - After going down with an injury in the 2019 season, Humphries adopted a shiba inu puppy, Gigi, to keep him company.
  - An avid golfer, Humphries is around a 7 handicap.
  - During the unique 2020 offseason, Humphries helped pass the time by playing video games. His main purpose was to connect with old friends from high school and college, and former teammates from the Buccaneers. He enjoys Fortnite and Rory McIlroy PGA Tour.

### **CB ADOREE' JACKSON**

- Jackson was a long jumper and sprinter on USC's track team in the springs of 2015 and 2016, winning the Pac-12 outdoor long jump title both years (and placing second in the Pac-12 100 meters in 2016) and earning All-American status both years after twice placing fifth in the NCAA long jump. He also placed 10th in the long jump during the U.S. Olympic Trials.
- Vianca Jackson, a survivor of breast cancer, served as the team's Honorary 12th Titan prior to the team's 2017 Breast Cancer Awareness Game (Oct. 16).
- Jackson's father, Chris Jackson, is the ultimate grill master and can be found at Titans home games smoking turkey legs, Cornish hams, chicken, rabbits, alligator and frog legs for a pre-game tailgate among family and friends, as well as a post-game meal with players and coaches. He makes all of his own rubs and sauces and has been cooking since 1984.
- Jackson, business partner James Moore, and Jay Levine co-founded Kor Media Entertainment (KME), a Los Angeles-based entertainment agency under the Warner Brothers Digital umbrella. Their tagline is "Where Creatives Come to Play" and their goal is to create culture relevance for both creators and brands through interactive and labs which a focus on gaming and esports.
- Jackson is a Reese's Peanut Butter Cups enthusiast. He names creator Harry Burnett Reese as a historical person he would have loved to meet. "He's a genius. That's by far and away my favorite candy. I eat that like it ain't nothing."
- Jackson watched the movie "Space Jam" continuously as a child to the point he memorized most of the movie.
- In May 2018, Jackson and his business partner James Moore paid for the burial costs of Jaylon McKenzie, an eighth-grade football player who was killed by a stray bullet. McKenzie, a St. Louis, Ill., native, grew up idolizing Jackson.

### **DB CHRIS JACKSON**

- A two-time state track champion in high school, Jackson runs a 4.47 second 40-yard dash. 'I still work out like a track athlete when I can,' Jackson said. 'I watch it a lot and keep up with it.'
- He has a love of cars that he attributes to his father and uncle, the latter of which does competitive drag racing. Jackson lists his top three cars as a 1969 Camaro, a 1984 Buick Grand National and a Ferrari F40.
- Jackson was a two-time Florida state high school track champion in the 110-meter hurdles, and a runner-up in the 300 hurdles.

### **C BEN JONES**

- Jones switched from jersey #61 to #60 prior to his senior season at Georgia, to honor his father, Steve, a former collegiate star, who was killed in a helicopter crash when he was 10 years old.
- Jones' pregame ritual consists of walking barefoot on the field "to get a feel for the turf." The routine began before one game with his brother in high

school and after enjoying success that night, it has continued ever since.

- When he was 10 years old, Jones suffered a blow to the head with a baseball bat. The impact caused a blood clot to develop on his brain and fractured his skull. The injury kept him out of all athletic activity for a year.
- In 2017, Jones established The Jones Mission Fund at The Community Foundation to provide at-risk youth with opportunities they might otherwise not have.
- For the past three offseasons, Jones and his wife have hosted the annual Ben Jones Celebrity Clay Shoot. The three events combined have raised more than \$400,000 benefitting The Jones Mission Fund.
- Jones hosts a free Friday Night Lights youth football camp in his native Alabama every June.
- Jones sponsors a trip to a Titans game each fall for the seniors of his high school's football team in Alabama. The experience includes round trip transportation from his hometown, tickets, a private tailgate, swag bags, and a meet-and-greet with a tour of the Titans practice facility after the game with Jones.
- Jones' brother, Clay, played baseball for the University of Alabama and then was drafted by the Detroit Tigers

### **DL DAQUAN JONES**

- Jones has a reputation as an upbeat, positive influence. "I've always had that positive mindset, even when things weren't as good," he says. "The guys laugh at me sometimes because I'm always smiling ... It's not that I'm happy all the time, but I just feel like in today's world, if you let anything get you down, it will. The smallest thing will turn into the biggest problem if you let it, so I just try my best to keep a positive mindset."
- Jones majored in criminal justice at Penn State and spent a portion of his 2013 summer as an intern observing the Spring Township Police Department near State College.
- Jones entered the Penn State program after being rated the second-best offensive lineman in the nation during his playing days at Johnson City High School. He switched to the other side of the ball and made an immediate impact as a true freshman.
- Jones lists his father, Steve, as the most inspirational person in his life. Steve raised DaQuan as a single father and one of his father's greatest traits is that he works extremely hard in everything he does. Steve works as an executive chef at Cornell University.
- Jones is in the process of launching his own non-profit organization called "Create Your Legacy." In June 2019, he hosted the DaQuan Jones Create Your Legacy Football Camp for more than 100 kids ages 11-18 at Johnson City (N.Y.) High School.
- Jones has four dogs, one of which he named Titan.

### **DB JOSHUA KALU (pronounced kuh-LOO)**

- In the 2020 offseason during the COVID-19 pandemic, Kalu spent time giving back to his hometown of Houston, Texas. He partnered with local restaurants and hand-delivered free meals to healthcare workers fighting the pandemic.
- Kalu was heavily involved in the Lincoln community while at Nebraska. He was named to the Brook Berringer Citizenship Team and the Tom Osborne Citizenship Team as a sophomore, junior and senior for his work with Make-A-Wish, NFL Fuel Up to Play 60, the Souper Bowl of Caring, Husker Heroes and Husker Hotline, as well as local hospital and school outreach events.
- He earned his degree in child, youth and family studies in December of 2017, finishing his undergraduate work in 3 1/2 years.

### **T DENNIS KELLY**

- Kelly went back to school during the 2014 offseason to earn his degree in organizational leadership from Purdue, and in May 2019, Kelly received his MBA from the Kelley School of Business at Indiana University.
- Kelly is an avid professional wrestling fan that does not let the opportunity pass him by whenever a live WWE show is in town. He lists the Undertaker as the one person in the world he would like to have dinner with.
- Kelly's brother, Tim, played football at Eastern Illinois and is currently the offensive coordinator for the Houston Texans.
- Kelly's favorite football player growing up was former Titans great Jevon Kearse.
- Kelly claims that the biggest influence on his life and career has been his entire family. "We're a Southside [Chicago] Irish family, so we share a really tight bond and they've inspired me to get to where I am today."

### **P BRETT KERN**

- Kern's father, Cal, is a former professional soccer goalie.



## TITANS TIDBITS: THE BEST OF TITANS OFF-THE-FIELD NOTES

- Kern is an avid golfer that sports a +1 handicap. He picked the game up late in his high school years and caddied for three summers at Inverness Golf Club while in college.
- Kern played basketball and was a long jumper and high hurdler in high school.

### **DB DESMOND KING II**

- King established a Michigan high school record with 29 career interceptions.
- King was a four-year letterman in track, competing in sprint events and relays in high school.

### **OLB HAROLD LANDRY III**

- Landry could have entered the NFL Draft following his 16.5-sack junior season at Boston College. However, he chose to stay in school and received his degree in communications in December 2017.
- Landry enjoys traveling. One of his favorite getaways is Destin, Fla.
- He and his son, Greysen, share the same June 5 birthday.
- Landry's 26 career sacks at Boston College were exceeded in school history by only Mathias Kiwanuka (37.5 from 2002-05).
- In 2016, he set a Boston College record and led the nation with 16.5 sacks. His seven forced fumbles also ranked first nationally.

### **T TAYLOR LEWAN (pronounced leh-WAHN)**

- Lewan is the co-founder of the popular podcast Bussin' With The Boys with teammate Will Compton. The two friends host guests on an old Monte Carlo Budweiser bus and discuss any and everything.
- Lewan owns a taxidermied beaver named Steve. The fedora-donning stuffed rodent, who was a gift from Lewan's wife, Taylin, makes appearances around the Titans locker room, often appearing at the locker of an unsuspecting rookie.
- Lewan chose to wear jersey number 77 at Michigan and then at the pro level because of the legacy of Wolverine tackles who have donned the number, including Jake Long and Jon Jansen.
- Lewan has a mustache tattooed on his right index finger and a stick figure tattooed on the outside edge of his right hand that he calls his "right-hand man."
- One of Lewan's close friends is former Carolina Panthers defensive end Craig Roh. The two played together as high school seniors and then went to Michigan at the same time.
- At the 2014 NFL Scouting Combine, Lewan ran the 40-yard dash in 4.87 seconds, beating all other offensive linemen in his class and clocking the fourth-fastest time among offensive linemen from 2010-14. He also ranked among the top offensive linemen at the 2014 combine in the broad jump (first at nine feet, nine inches), vertical jump (tied for third at 30.5 inches) and three-cone drill (fourth at 7.39 seconds).

### **LB DAVID LONG JR.**

- David's father, David Sr., is a former professional boxer who went 12-5-2 as a heavyweight. He once fought future world champ Deontay Wilder.
- During the offseason, Long still uses on-the-bell, three-minute-round boxing training to focus on his mental awareness. In 2018, Long Jr. went into the ring with headgear against his old man for the first time. They went for three 90-second rounds. "He busted up my lip, but it was fun," Long Jr. says. "He was really iffy that I knew how to throw my hands for real. It was just jabs, but it's grown-man strength."
- Long was a high school teammate of safety Mike Edwards, who was drafted by the Tampa Bay Buccaneers in the third round of the 2019 NFL Draft.

### **RB JEREMY MCNICHOLS**

- McNichols was coached by hip-hop artist Snoop Dogg while playing youth football in the Snoop Youth Football League in Los Angeles, Calif. McNichols played both alongside and against numerous NFL players. The SYFL serves children between the ages of five and 13 years old, teaching them the values of teamwork, good sportsmanship, discipline, and self-respect, while also stressing the importance of academics.

### **CB CHRIS MILTON**

- Milton is related to former NFL running back Tashard Choice, who played six seasons (2008-2013) in the NFL with the Dallas Cowboys, Washington, Buffalo Bills and Indianapolis Colts.
- Milton had the opportunity to learn from Pro Football Hall of Famer Champ Bailey. Their families were close, and when Milton was getting ready for the NFL, he reached out to Bailey for tips. They trained together during the

- weeks leading up to the draft. Now if he ever has questions, he still reaches out to the legendary corner back.
- Milton enjoys fishing in his free time and when he is not playing or training for football he feels like a full-time fisherman on the water.

### **DL LARRELL MURCHISON**

- Murchison grew up working with his mother at her restaurant in Elizabethtown called Glenda's Just Desserts and Lunch Counter, which she has owned for 10 years. He would work doing whatever needed to be done – mopping floors, sweeping, waiting tables and taking orders. "Everything is good, but if you go, I'd say start with the fried pork chops, mac and cheese and cabbage."
- Murchison loves everything music and enjoys playing the drums. His dad played drums in the church when he was younger, and he just followed in his footsteps.

### **CB KAREEM ORR**

- Orr transferred to Chattanooga from Arizona State after his sophomore season because of the birth of his daughter, Scottie Jade.
- Orr is a big Liverpool fan and loves playing FIFA.

### **LS MATT OVERTON**

- Overton's grandfather, Paul Wallrof, played football at University of Washington and was a long-time head football coach and Athletic Hall of Fame inductee at University of Puget Sound.

### **RB SENORISE PERRY (first name pronounce suh-NAH-riss)**

- Perry wasn't among the rookie free agents signed in the days following the 2014 NFL Draft. He hit the tryout circuit and hoped to make an impression. Perry was one of two players signed by the Chicago Bears after a May tryout. He excelled on special teams in the preseason games and sealed his 53-man roster spot as an undrafted free agent.
- Perry excelled in track and field as a high school senior, winning the Georgia state titles in the 100 meters and long jump.
- Perry's hobbies include photography, and he has a desire to learn how to deep sea fish.

### **TE MYCOLE PRUITT**

- The name MyCole has a unique origin. Pruitt's mother's name is Colette. Cole means "people's victory" in Greek baby names. She named him MyCole for My-Victory. MyCole is his mother's victory.
- Named best tight end in Missouri Valley Football Conference history as part of the MVFC's 30-year anniversary celebration.
- Pruitt graduated in December 2014 with a bachelor's degree in industrial technology from Southern Illinois.
- Pruitt attended the same high school as former NFL wide receiver Jeremy Maclin.

### **OLB WYATT RAY**

- Ray is the grandson of the late, legendary singer Nat King Cole and is the nephew of the late Natalie Cole.

### **WR KALIF RAYMOND**

- Raymond was a dual-sport collegiate athlete, competing in football as well as track and field during his senior season at Holy Cross. He placed second in the 100-meter dash at the 2015 New England Outdoor Championship with a time of 10.71 seconds.
- Raymond received little interest from college football programs when he was a student at Greater Atlanta Christian (Ga.) High School, partly due to a serious injury he suffered as a senior. Undeterred, he began sending emails to colleges with football programs with high academic standards. The only schools to respond were Lehigh, Georgetown and Holy Cross, and he chose the latter.
- In preparation for the 2016 NFL Draft, Raymond, who was not invited to the NFL Scouting Combine, was allowed to participate in Harvard's pro day since Holy Cross did not host a pro day.

### **OLB DERICK ROBERSON (pronounced ROW-ber-son)**

- Roberson enjoys painting on and designing sneakers and cleats.
- Roberson is unsure how many tattoos he has at this point, but he has drawn and designed some of the ones he has inked on his body.

### **G RODGER SAFFOLD III**

- Saffold is the owner of competitive "Call of Duty" and "Fortnite" teams called Rise Nation. He invested in the video game industry in April 2014.

## TITANS TIDBITS: THE BEST OF TITANS OFF-THE-FIELD NOTES

- His father, Rodger II, played football at the University of Iowa in the mid-1970s.
- Rodger and his wife Asia grew up on the same street as eight-year olds in Ohio. The childhood friend's romance didn't begin until quite awhile later when the two re-connected on Facebook during Saffold's second-year with the Rams.

### **T TY SAMBRAILO**

- Sambrailo is an avid skier who as a youth earned USSA titles in the slalom, giant slalom and super-G events for his age group.
- Sambrailo's dad, Mark, graduated from the University of Colorado, where he was a pole vaulter, his brother, Erik, also is a CU graduate and competed as a skier in the Junior Olympics, his sister, Kiersten, played volleyball at Oregon State, and his grandfather, Bill Sambrailo, played football at Santa Clara, helping the team to a berth in the Orange Bowl.

### **DT JEFFERY SIMMONS**

- During college Simmons was a two-time member of the SEC Academic Honor Roll.
- Simmons' brother, Dylan Bradley, played football at Southern Miss and then spent time with the Minnesota Vikings. His uncle, Jason Hatcher, played 10 total seasons with the Dallas Cowboys and Washington.
- Away from football, Simmons enjoys fishing and spending time outdoors.

### **TE JONNU SMITH (first name pronounced JAH-new)**

- Smith competed in weightlifting, finishing second in the county in the 219-pound weight class in high school at West Port.
- Smith credits his mother, Karen, for his successes. Jonnu's father passed away as a result of a tow truck accident when he was four years old and his mother raised all six children by herself. "My mother is my rock. It was tough, but we always got what we needed—not necessarily what we wanted all the time—but what we needed. She was so strong all the time."
- Smith endured a lot of challenges as a youngster in Philadelphia and after his brother was arrested and one of his friends was killed on the streets, a decision needed to be made. His family didn't have the financial means to just uproot, so for his own safety Jonnu moved in with his mother's sister and brother-in-law, Darla and Mike Kirkland, in Ocala, Fla. He started playing high school football and even though he was far from a touted recruit, he earned a scholarship to Florida International where his play took off.
- Smith's best friend Willie "Quasim" Jefferson tragically died from a gun shot in October 2016. Jonnu gave his son the middle name Quasim in honor of him.

### **CB TYE SMITH**

- In 2018, Smith began hosting the annual "Simple Greatness" youth football clinic at St. Augustine University in his hometown of Raleigh, N.C. Smith says Simple Greatness to him means, "It can't be measured. It means heart, dedication. It's all the intangibles that we as a society overlook because we look so much at things we can measure."
- Smith enjoys volunteering his free time in the community and he helped raise money for Habitat for Humanity in 2018 with a bowling event and kids field day activity in his hometown of Raleigh, N.C.
- He has his own website, [www.simplegn.com](http://www.simplegn.com).

### **TE GEOFF SWAIM**

- Two-time member of the Big 12 Commissioner's Honor Roll.
- Brother, Mycal, also attended Butte College and then played safety at Eastern Michigan (2012-13) before signing as a free agent with the Tampa Bay Buccaneers following the 2014 NFL Draft.

### **QB RYAN TANNEHILL**

- Ryan founded the Tannehill's A.C.E.S. (Achieving Community Educations Success) program with wife, Lauren, which consisted of 17 sophomores from American Senior High School and is focused on awarding scholarships to the participating students who strive for good grades and took on an active role in their community by hosting monthly events to reward the students and help them give back to the community.
- Ryan's father, Tim, played wide receiver at Texas Tech from 1985-87.

### **DL TEAIR TART**

- Tart graduated from Florida International in December 2019 with a degree in liberal studies.
- Played offensive and defensive line in high school to help guide his team to its first PIAA 3A title.

### **S KENNY VACCARO**

- Vaccaro traveled to Kenya during the 2016 offseason with former Texas and Saints teammate Alex Okafor and is involved in community and fundraising efforts to construct a school in the region.
- Vaccaro's uncle, A.J. Johnson, played for Washington (1989-94), helping them to Super Bowl XXVI win before spending a season with the San Diego Chargers (1995).
- Vaccaro founded the Kenny Vaccaro Foundation to provide economically challenged students with literacy and education resources so that they can achieve academic excellence, develop confident personal skills, and make positive decisions to avoid high risk behavior.

### **WR NICK WESTBROOK-IKHINE (pronounced uh-KEEN-UH)**

- Westbrook-Ikhine attended Lake Mary (Fla.) High School where he set the program's career, single-season and single-game receiving yardage and touchdowns records.
- He also lettered in lacrosse and track and field in high school, participating in the 300-meter hurdles, long jump and triple jump.
- Graduated with a business marketing degree in December 2019 from Indiana's No. 10 ranked Kelley School of Business.

### **T ISAIAH WILSON**

- Wilson enjoys watching cartoons, and he has a particular fondness for "SpongeBob SquarePants." "I can really dissect it deeply and learn a lot from it," he says.
- Wilson is comfortable working in the kitchen, dishing out everything from French toast to mac and cheese and collard greens to his family. He was employed at a summer camp for three summers in high school, spending much of that time in the camp kitchen.
- One of his rituals is eating an ice cream sundae the night before every game.
- Wilson welcomed the opportunity to begin his career in Music City. He listens to a diverse range of music, listing Travis Scott, Brantley Gilbert, Aretha Franklin and Mötley Crüe as a sampling of his many favorites.
- Prior to being drafted by the Titans, Wilson, a video game enthusiast, would choose the Titans when he played Madden NFL because of Derrick Henry. "You can't stop him," Wilson says.

### **QB LOGAN WOODSIDE**

- In his free time, Woodside enjoys playing golf and fishing in his home state of Kentucky.
- His hometown of Frankfort, Ky., is a three-hour drive from Nashville.
- During the 2019 offseason, Woodside played for the Alliance of American Football League's San Antonio Commanders. In seven AAF games, he completed 116 of 201 passes for 1,385 yards and seven touchdowns.



# THIS WEEK'S MEDIA CALENDAR

All media availabilities will take place via video conferencing unless otherwise noted. All times central standard.

1 Tuesday	2 Wednesday	3 Thursday	4 Friday	5 Saturday	6 Sunday	7 Monday
<p><b>11:55 a.m.</b> Defensive assistant coaches available</p>	<p><b>10:45 a.m.</b> Conference call for Nashville media with Browns coach Kevin Stefanski</p> <p><b>11 a.m.</b> Mike Vrabel Press Conference</p> <p><b>11:15 a.m.-12 p.m.</b> Ryan Tannehill, additional players available</p> <p><b>12:20 p.m.</b> Practice (stretch, individual periods open to media)</p>	<p><b>8:40-9:10 a.m.</b> Coordinators available</p> <p><b>11 a.m.</b> Mike Vrabel Press Conference</p> <p><b>11:15 a.m.-12 p.m.</b> Derrick Henry, additional players available</p> <p><b>12:20 p.m.</b> Practice (stretch, individual periods open to media)</p>	<p><b>11 a.m.</b> Practice (stretch, individual periods open to media)</p> <p><b>12:20 p.m.</b> Mike Vrabel press conference, players available</p>	<p><b>No Access</b></p>	<p><b>12 p.m.</b> Titans vs. Browns Nissan Stadium</p> <p>Postgame media access with Mike Vrabel and Titans players</p>	<p><b>TBA</b> Mike Vrabel Press Conference</p>

## TITANS RADIO AFFILIATES

Titans Radio brings football to fans across the Mid-South in one of the NFL's largest radio networks, including Nashville flagship 104.5 The Zone.

Play-by-play announcer **Mike Keith** connection with pro football across the Mid-South dates back to 1996, a year before the Oilers arrived in Tennessee, and he became the "Voice of the Titans" in 1999. Former Titans assistant coach and NFL head coach **Dave McGinnis** began serving as Titans Radio's color analyst in 2017, while Titans Radio gameday host **Rhett Bryan's** involvement with the broadcast dates back to 1997. **Jonathan Hutton** has been a member of the Titans Radio gameday crew since 2014, while **Amie Wells** has been reporting on the sidelines since 2018.

### TITANS RADIO AFFILIATES:

Flagship			
Nashville	WGFX	FM	104.5
Tennessee			
Camden	WRJB	FM	95.9
	WFWL	AM	1220
Centerville	WNKX	FM	96.7
Chattanooga	WGOW	FM	102.3
	AM	1150	
Clarksville	WKFN	AM	540
	FM	104.1	
Cleveland	WCLE	FM	104.1
Columbia	WMCP	AM	1280
Cookeville	WKXD	FM	106.9
Fayetteville	WYTM	FM	105.5
Jackson	WZDQ	FM	102.3
Knoxville	WOKI	FM	98.7
Lawrenceburg	WTNX	FM	106.7
Lebanon	WANT	FM	98.9
Lebanon	WCOR	AM	1490
Lewisburg	WJJM	FM	94.3
Manchester	WMSR	FM	107.9
	AM	1230	
Memphis	WMFS	FM	92.9
	AM	680	
Memphis	WMC	AM	790
Morristown	WCRK	FM	105.7
Nashville	WGFX	FM	104.5
Pulaski	WKSR	FM	100.9
	AM	1420	
Tri-Cities	WXSM	AM	640
Union City	WQAK	FM	105.7
Waverly	WQMV	FM	93.5
	AM	1060	
Winchester	WCDD	AM	1340
Alabama			
Birmingham	WJOX	FM	94.5
Florence	WQLT	FM	107.3
Huntsville	WUMP	AM	730
	FM	103.9	
Huntsville	WVNN	AM	770
	FM	92.5	
Scottsboro	WWIC	AM	1050
Kentucky			
Benton	WCBL	AM	1290
Bowling Green	WPTQ	FM	105.3
Cadiz	WKDZ	FM	106.5
Elizabethtown	WIEL	FM	106.1
	AM	1400	
Hardinsburg	WXBC	FM	104.3
Henderson	WSON	AM	860
	FM	96.5	
Madisonville	WWKY	FM	97.7
Owensboro	WVJS	FM	92.9
	AM	1420	
Paducah	WPAD	FM	99.5
	AM	1560	

## MEDIA CONTACT INFORMATION

Titans Practice Facility/Training Camp Site:  
**Saint Thomas Sports Park**  
 460 Great Circle Road  
 Nashville, TN 37228

Nissan Stadium:  
**One Titans Way**  
 Nashville, TN 37213

Media-Only Website/Credential Application:  
[www.TennesseeTitans.com/media/credentials](http://www.TennesseeTitans.com/media/credentials) (username and password available through Titans media relations)

Phone:  
 (615) 565-4000 (main)  
 (615) 565-4100 (media relations)  
 (615) 565-4200 (ticket office)

Titans Media Relations:

**Robbie Bohren** | Senior Director of Communications  
 (615) 565-4101 | [rbohren@titans.nfl.com](mailto:rbohren@titans.nfl.com)


**Dwight Spradlin** | Assistant Director of Media Relations  
 (615) 565-4102 | [dspradlin@titans.nfl.com](mailto:dspradlin@titans.nfl.com)

**Jared Puffer** | Media Relations Manager  
 (615) 565-4107 | [jpuffer@titans.nfl.com](mailto:jpuffer@titans.nfl.com)

**Kate Guerra** | Team Publicist  
 (615) 565-4139 | [kguerra@titans.nfl.com](mailto:kguerra@titans.nfl.com)

**Kim Smith** | Media Relations Coordinator  
 (615) 565-4103 | [ksmith@titans.nfl.com](mailto:ksmith@titans.nfl.com)

**Arden Shirley** | Media Relations Seasonal Assistant  
 (615) 565-4123 | [ashirley@titans.nfl.com](mailto:ashirley@titans.nfl.com)



Click to access the 2020 Titans Media Guide

## FREE LIVE ONLINE STREAMING

### Local & Primetime Games Only

Watch Titans games live for free in the official Titans Mobile App (iOS & Android) and on TennesseeTitans.com mobile web.

Primetime and nationally televised games are free and available to anyone located in the United States. Local market games are restricted. Please check local TV listings for availability.

Be sure to "Allow Location Access" if and when prompted to access the live stream.

For more information, [CLICK HERE](#).

[DOWNLOAD THE TITANS MOBILE APP](#)

**Geographic and device restrictions apply. Local & primetime games only. Data charges may apply.**

## TITANS ON THE AIR

Programs listed for the Nashville market. Outside of Nashville, check local listings for Titans Radio and "Titans All Access" stations and times.

### MONDAYS

#### Radio

"The Mike Vrabel Show" | 6-7 p.m. | Titans Radio/104.5 The Zone

### TUESDAYS

#### Radio

"Titans Tonight" with Keith Bulluck | 6-7 p.m. | Titans Radio/104.5 The Zone

#### TV

"The Mike Vrabel Show" | 6:30-7 p.m. | WKRN News 2

### WEDNESDAYS

#### Radio

"Mac Talk" with Dave McGinnis | 6-7 p.m. | 104.5 The Zone

#### TV

"Titans Blitz" with Eddie George | 6:30-7 p.m. | MyTV 30

### SATURDAYS

#### TV

"Titans All Access" | 11:30 a.m.-noon | FOX 17

### SUNDAYS

#### TV

"Titans All Access" | 10:30-11 a.m. | FOX 17

#### Radio (Noon Kickoff)

"Countdown to Kickoff" | 10-11 a.m. | 104.5 The Zone

"Titans Countdown" | 11 a.m.-12 p.m. | Titans Radio/104.5 The Zone

"Titans Postgame Show" | 3-5 p.m. | 104.5 The Zone

## THE OTP: OFFICIAL TITANS PODCAST

Hosted by **Mike Keith** and **Amie Wells**, The OTP features contributions from TennesseeTitans.com senior writer/editor **Jim Wyatt**, Titans Radio analyst **Dave McGinnis** and various Titans players and guests each week throughout the season. The OTP is available at [TennesseeTitans.com/podcasts](http://TennesseeTitans.com/podcasts).

## TITANS ALL ACCESS

The Titans' 30-minute, official magazine-style TV show returns for its 18th season in 2020. **Mike Keith** and **Amie Wells** co-host the show, joined by Titans general manager **Jon Robinson**.

Titans All Access features a variety of long-form stories every week. The show always reviews and previews Titans games, but also shares on-and-off-field stories about the players, coaches and their families. Other Titans All Access staples include one-on-one chats with players and exclusive insight from Robinson, plus Titans news from TennesseeTitans.com senior writer/editor **Jim Wyatt**.

Titans All Access is shown locally on Nashville's FOX 17 Saturdays at 11:30 a.m. and Sundays at 10:30 a.m. It also airs in Nashville on CW 58 and on MyTV 30.

Titans All Access also has affiliates in Memphis, Knoxville, Chattanooga, Jackson, Huntsville and Paducah.



## TITANS TV RATINGS

2020 Titans television ratings in the Nashville market:

Date/Opp	Day/Time	Network	Rating/Share	HH (000)	Rank
9/14 at Den	Mon. 9:20 p.m.	ESPN/WZTV	18.4/43	182	1
9/20 vs Jax	Sun. noon	CBS	23.5/48	231	1
9/27 at Min	Sun. noon	CBS	23.7/47	218	1
10/13 vs Buf	Tues. 6 p.m.	CBS	24.1/41	222	1
10/18 vs Hou	Sun. noon	CBS	25.8/48	237	1
10/25 vs. Pit	Sun. noon	CBS	28.8/52	265	1
11/1 at Cin	Sun. noon	CBS	24.6/46	227	1
11/8 vs Chi	Sun. noon	FOX	21.9/43	201	1
11/12 vs Ind	Thu. 7:20 p.m.	FOX/NFLN	26.7/41	246	1
11/22 at Bal	Sun. noon	CBS	25.3/46	232	1
11/29 at Ind	Sun. noon	CBS	TBA	TBA	TBA
12/6 vs Cle	Sun. noon	CBS	-	-	-
12/13 at Jax	Sun. noon	CBS	-	-	-
12/20 vs Det	Sun. noon	FOX	-	-	-
12/27 at GB	Sun. 7:20 p.m.	NBC	-	-	-
1/3 at Hou	Sun. noon	CBS	-	-	-
<b>2020 Regular Season Average</b>			<b>24.2 / 46</b>	<b>225</b>	

Note: One rating point is equal to 9,196 TV homes in the Nashville television market

Previous yearly Titans television ratings in the Nashville market (regular season only):

Season	Rtg/Shr	Season	Rtg/Shr	Season	Rtg/Shr
2019	24.1/44	2012	23.5/39	2005	21.8/42
2018	22.7/39	2011	27.7/46	2004	26.5/48
2017	19.9/35	2010	30.2/50	2003	33.4/57
2016	22.0/38	2009	30.9/50	2002	26.8/49
2015	21.3/37	2008	32.4/55	2001	24.5/42
2014	20.7/36	2007	28.6/49	2000	29.1/50
2013	25.0/41	2006	23.0/42	1999	19.8/35



## 2020 NFL DIVISIONAL STANDINGS

AFC East	W	L	T	Pct	Home	Road	Div	Conf
Buffalo Bills	8	3	0	0.727	5-1	3-2	4-0	6-2
Miami Dolphins	7	4	0	0.636	3-2	4-2	2-2	4-3
New England Patriots	5	6	0	0.455	4-2	1-4	2-1	4-4
New York Jets	0	11	0	0.000	0-6	0-5	0-5	0-9

AFC North	W	L	T	Pct	Home	Road	Div	Conf
Pittsburgh Steelers	10	0	0	1.000	5-0	5-0	3-0	7-0
Cleveland Browns	8	3	0	0.727	5-1	3-2	2-2	5-3
Baltimore Ravens	6	4	0	0.600	2-3	4-1	2-1	4-4
Cincinnati Bengals	2	8	1	0.227	2-3	0-5-1	0-4	2-6

AFC South	W	L	T	Pct	Home	Road	Div	Conf
Tennessee Titans	8	3	0	0.727	4-2	4-1	3-1	6-3
Indianapolis Colts	7	4	0	0.636	4-2	3-2	1-2	3-4
Houston Texans	4	7	0	0.364	2-3	2-4	2-1	3-5
Jacksonville Jaguars	1	10	0	0.091	1-5	0-5	1-3	1-8

AFC West	W	L	T	Pct	Home	Road	Div	Conf
Kansas City Chiefs	10	1	0	0.909	4-1	6-0	3-1	8-1
Las Vegas Raiders	6	5	0	0.545	2-3	4-2	3-1	4-3
Denver Broncos	4	7	0	0.364	2-4	2-3	1-2	4-4
Los Angeles Chargers	3	8	0	0.273	2-3	1-5	0-3	3-5

NFC East	W	L	T	Pct	Home	Road	Div	Conf
New York Giants	4	7	0	0.364	2-3	2-4	3-2	3-6
Washington Football Team	4	7	0	0.364	3-3	1-4	3-2	3-5
Philadelphia Eagles	3	6	1	0.350	2-2-1	1-4	2-2	3-3
Dallas Cowboys	3	8	0	0.273	2-4	1-4	1-3	3-6

NFC North	W	L	T	Pct	Home	Road	Div	Conf
Green Bay Packers	8	3	0	0.727	4-1	4-2	3-1	6-2
Minnesota Vikings	5	6	0	0.455	2-4	3-2	3-1	4-4
Chicago Bears	5	6	0	0.455	2-3	3-3	1-2	5-4
Detroit Lions	4	7	0	0.364	1-4	3-3	0-3	3-5

NFC South	W	L	T	Pct	Home	Road	Div	Conf
New Orleans Saints	9	2	0	0.818	5-1	4-1	4-0	7-1
Tampa Bay Buccaneers	7	5	0	0.583	3-3	4-2	2-2	4-4
Atlanta Falcons	4	7	0	0.364	2-4	2-3	1-2	2-7
Carolina Panthers	4	8	0	0.333	2-4	2-4	1-4	3-6

NFC West	W	L	T	Pct	Home	Road	Div	Conf
Seattle Seahawks	7	3	0	0.700	5-0	2-3	2-2	5-2
Los Angeles Rams	7	4	0	0.636	4-1	3-3	1-2	7-2
Arizona Cardinals	6	5	0	0.545	3-2	3-3	2-1	4-3
San Francisco 49ers	5	6	0	0.455	1-4	4-2	2-2	3-5

GAME PREVIEW

TEAM NOTES

PLAYER NOTES

MEDIA

STATISTICS

ROSTERS

## TITANS OFFENSIVE AND DEFENSIVE RANKINGS BY THE WEEK AND BY THE SEASON

2020 Season		NFL OFFENSE			AFC OFFENSE		
Week	Opp.	Tot	Rush	Pass	Tot	Rush	Pass
1	at Den	12T	14	12	3T	7	4
2	Jax	18	14	18T	10	8	9T
3	at Min	11	13	10	5	7	4
4	Bye	10	10	11	5	6	5
5	Buf	16	9	17	8	5	8
6	Hou	2	4	11	1	4	7
7	Pit	5	5	16	2	4	8
8	at Cin	5	4	18	3	3	8
9	Chi	10	6	20	3	4	9
10	Ind	11	6	24	4	4	11
11	at Bal	10	5	23	3	4	11
12	at Ind	8	3	22	3	3	10
13	Cle						
14	at Jax						
15	Det						
16	at GB						
17	at Hou						

2020 Season		NFL DEFENSE			AFC DEFENSE		
Week	Opp.	Tot	Rush	Pass	Tot	Rush	Pass
1	at Den	11	13T	14	7	7T	9
2	Jax	26	23	23	14	11	11
3	at Min	29	29	23	16	14	12
4	Bye	28	29	22	16	15	10
5	Buf	29	27	23	15	13	10
6	Hou	27	26	28	14	12	15
7	Pit	25	23	26	13	11	13
8	at Cin	25	22	27	12	10	14
9	Chi	25	18	27	12	8	14
10	Ind	24	17	27	12	7	14
11	at Bal	25	19T	27	12	8T	13
12	at Ind	25	16	28	12	6	14
13	Cle						
14	at Jax						
15	Det						
16	at GB						
17	at Hou						

**Final regular season offensive team rankings:**

Titans in 2019	12	3	21	5	2	9
Titans in 2018	25	7	29	11	3	14
Titans in 2017	23	15	23	9	8	11
Titans in 2016	11	3	25	5	2	11
Titans in 2015	30	25	25T	16	10	14
Titans in 2014	29	26	22	14	14	11
Titans in 2013	22	14	21	11	7	11
Titans in 2012	26	21	22	12	10	11
Titans in 2011	17	31	12	8	16	5
Titans in 2010	27	17	25	15	10	13
Titans in 2009	12	2	23	6	2	10
Titans in 2008	21	7	27	10	3	12
Titans in 2007	21	5	27	10	3	14
Titans in 2006	27	5	30	12	3	15
Titans in 2005	17	23	9	10	12	5
Titans in 2004	11	14	10	6	10	5
Titans in 2003	8	26	5	4	14	3
Titans in 2002	17	11	20	9	7	11
Titans in 2001	8	12	8T	5	8	4
Titans in 2000	14	7	16	8	6	8
Titans in 1999	13	13	13T	6	9	5T

**Final regular season defensive team rankings:**

Titans in 2019	21	12	24	11	7	13
Titans in 2018	8	18	6	5	8	4
Titans in 2017	13	4	25	5	1	12
Titans in 2016	20	2	30	11	1	16
Titans in 2015	12	18	7	8	12	3
Titans in 2014	27	31	15	16	15	9
Titans in 2013	14	20	11	8	8	6
Titans in 2012	27	24	26	15	11	14
Titans in 2011	18T	24	14	11	11	10
Titans in 2010	26	20	29	13	10	14
Titans in 2009	28	11T	31	14	5T	16
Titans in 2008	7	6	9	3	3	4
Titans in 2007	5	5	10	4	3	9
Titans in 2006	32	30	27	16	15	15
Titans in 2005	19	22	17	10	11	7
Titans in 2004	27	18	26	13	11	12
Titans in 2003	12	1	30	9	1	15
Titans in 2002	10	2	25	5	2	13
Titans in 2001	25	5	31	15	3	16
Titans in 2000	1	3	1	1	2	1
Titans in 1999	17	10	25	12	6	15

# TENNESSEE TITANS OFFENSIVE AND DEFENSIVE STATS, 1999-2019 (REGULAR SEASON)

1999-2019 TITANS - OFFENSE																					
OFFENSE	2019	2018	2017	2016	2015	2014	2013	2012	2011	2010	2009	2008	2007	2006	2005	2004	2003	2002	2001	2000	1999
<b>GAMES (Won-Lost)</b>	9-7	9-7	9-7	9-7	3-13	2-14	7-9	6-10	9-7	6-10	8-8	13-3	10-6	8-8	4-12	5-11	12-4	11-5	7-9	13-3	13-3
<b>FIRST DOWNS</b>	317	289	290	322	298	258	311	260	281	252	288	268	306	261	279	308	310	312	288	299	294
Rushing	104	106	97	115	66	75	103	70	71	73	115	108	118	105	72	85	84	112	87	107	109
Passing	177	156	157	175	195	159	172	166	185	155	154	143	171	133	191	200	211	182	179	167	167
Penalty	36	27	36	32	37	24	36	24	25	24	19	17	17	23	16	23	15	18	22	25	18
<b>YDS GAINED (tot)</b>	5,805	4,998	5,024	5,728	4,988	4,859	5,390	5,010	5,361	4,834	5,623	5,018	4,987	4,810	5,122	5,487	5,501	5,272	5,352	5,350	5,296
Avg per Game	362.8	312.4	314.0	358.0	311.8	303.7	336.9	313.1	335.1	302.1	351.4	313.6	311.7	300.6	320.1	342.9	343.8	329.5	334.5	334.4	331.0
<b>RUSHING (net)</b>	2223	2,023	1,833	2,187	1,485	1,447	1,894	1,687	1,438	1,727	2,592	2,199	2,109	2,214	1,525	1,871	1,623	1,952	1,794	2,085	1,811
Avg per Game	138.9	126.4	114.6	136.7	92.8	90.4	118.4	105.4	89.9	107.9	162.0	137.4	131.8	138.4	95.3	116.9	101.4	122.0	112.1	130.3	113.2
Rushes	445	454	443	476	371	356	462	378	376	406	499	508	543	469	397	420	486	511	468	546	459
Yards per Rush	5.0	4.5	4.1	4.6	4.0	4.1	4.1	4.5	3.8	4.3	5.2	4.3	3.9	4.7	3.8	4.5	3.3	3.8	3.8	3.8	3.9
<b>PASSING (net)</b>	3,582	2,975	3,191	3,541	3,503	3,412	3,496	3,323	3,923	3,107	3,031	2,819	2,878	2,596	3,597	3,616	3,878	3,320	3,558	3,265	3,485
Avg per Game	223.9	185.9	199.4	221.3	218.9	213.3	218.5	207.7	245.2	194.2	189.4	176.2	179.9	162.3	224.8	226.0	242.4	207.5	222.4	204.1	217.8
Passes Att.	448	437	496	504	551	513	533	540	584	474	476	453	464	447	594	589	502	500	515	462	527
Completed	297	293	306	307	342	299	328	318	353	273	271	265	288	226	358	356	315	306	307	286	304
Pct Completed	66.3	67.0	61.7	60.9	62.1	58.3	61.5	58.9	60.4	57.6	56.9	58.5	62.1	50.6	60.3	60.4	62.7	61.2	59.6	61.9	57.7
Yards Gained	3,956	3,255	3,394	3,720	3,893	3,738	3,710	3,577	4,113	3,278	3,104	2,902	3,077	2,748	3,797	3,933	4,031	3,441	3,867	3,430	3,622
Sacked	56	47	35	28	54	50	37	39	24	27	15	12	30	29	31	44	25	21	43	28	25
Yards Lost	374	280	203	179	390	326	214	254	190	171	73	83	199	152	200	317	153	121	309	165	137
Had Intercepted	8	12	17	11	17	16	16	16	14	15	15	9	17	19	14	19	9	15	17	16	13
Yards Opp Ret	204	219	262	203	263	214	132	260	167	120	121	88	116	250	293	306	264	179	163	236	227
Opp TDs on Int	0	1	2	3	3	1	1	4	3	1	0	0	0	2	4	2	3	2	2	3	2
<b>PUNTS</b>	78	75	75	77	88	89	79	83	86	77	69	87	73	88	78	79	71	66	85	76	90
Avg Yards	47.1	46.4	47.9	44.2	47.4	46.3	42.9	46.4	43.6	42.9	43.4	42.8	41.9	42.7	43.2	42.9	43.9	41.3	42.0	40.8	42.5
<b>PUNT RETURNS</b>	22	27	36	30	38	30	31	31	47	27	33	34	42	37	45	40	37	28	36	53	40
Avg Return	7.7	8.8	8.5	7.9	8.1	6.9	7.7	15.3	10.4	12.2	6.7	9.7	8.7	12.6	9.3	4.3	11.6	7.8	7.8	12.7	9.0
Returned for TD	0	0	0	0	0	0	0	3	1	1	0	0	0	3	1	0	1	0	0	1	1
<b>KICKOFF RETURNS</b>	30	23	28	33	33	48	44	63	32	64	69	52	52	79	70	79	68	50	71	47	56
Avg Return	21.3	32.0	22.1	19.1	20.6	23.4	24.9	23.6	26.0	24.3	20.5	25.4	21.1	23.2	24.2	19.7	19.1	19.6	19.9	26.1	18.6
Returned for TD	0	1	0	0	0	0	0	1	1	1	0	0	0	0	0	0	0	0	1	0	0
<b>PENALTIES</b>	99	82	85	110	93	111	101	106	104	128	98	108	101	94	125	110	110	112	119	107	114
Yards Penalized	932	727	785	1,012	779	961	900	847	960	1,040	821	855	773	803	1,002	923	887	891	1,025	870	1,069
<b>FUMBLES BY</b>	21	18	10	17	25	23	27	21	17	22	27	18	32	29	27	33	24	20	18	24	17
Fumbles Lost	9	6	8	7	16	10	9	12	8	14	16	8	17	7	12	12	12	10	11	14	9
Opp Fumbles	16	14	23	12	16	7	24	15	20	25	20	28	26	19	20	22	21	22	21	39	39
Opp Fum Lost	9	6	9	6	8	4	12	5	12	8	7	11	12	11	11	12	13	11	11	13	24
<b>POSS. TIME (avg)</b>	28:31	29:28	29:51	30:32	29:25	27:31	30:00	27:18	27:52	25:54	28:27	29:09	31:38	27:17	31:13	31:40	32:52	32:47	31:29	33:48	31:30
<b>TOUCHDOWNS</b>	54	34	33	46	37	28	41	36	34	40	39	41	28	36	33	41	48	42	39	38	46
Rushing	21	15	18	16	10	6	16	10	8	13	19	24	17	15	8	12	11	16	12	14	19
Passing	29	16	14	29	25	20	22	17	22	24	16	13	9	13	20	27	30	22	23	18	23
Returns	4	3	1	1	2	2	3	9	4	3	4	4	2	8	5	2	7	4	4	6	4
<b>EXTRA-PT KICKS</b>	50/52	28/31	31/33	39/41	29/31	27/27	41/41	35/35	34/34	38/38	37/37	40/40	28/28	32/32	30/32	39/39	43/44	36/36	34/35	37/38	43/43
<b>2-PT CONVERSIONS</b>	1/2	0/1	0/0	0/5	3/5	0/1	0/0	1/1	0/0	1/2	1/2	1/1	0/0	3/3	0/1	1/2	3/4	2/6	3/4	0/0	1/3
<b>FIELD GOALS/FGA</b>	8/18	26/30	35/42	22/24	14/16	19/22	25/29	25/31	29/32	24/26	27/32	29/33	35/39	22/28	23/29	19/27	32/37	25/31	20/28	27/33	21/25
<b>POINTS SCORED</b>	402	310	334	381	299	254	362	330	325	356	354	375	301	324	299	344	435	367	336	346	392
<b>TURNOVER DIFF.</b>	+6	-1	-4	0	-14	-10	0	-4	+1	-4	-4	+14	0	+2	-6	-1	+13	+4	-4	0	+19

1999-2019 TITANS - DEFENSE																					
DEFENSE	2019	2018	2017	2016	2015	2014	2013	2012	2011	2010	2009	2008	2007	2006	2005	2004	2003	2002	2001	2000	1999
<b>POINTS ALLOWED</b>	331	303	356	378	423	438	381	471	317	339	402	234	297	400	421	439	324	324	388	191	324
<b>OPP FIRST DOWNS</b>	335	298	323	324	317	357	329	358	324	356	323	276	268	329	294	318	275	297	300	215	300
Rushing	95	98	68	70	101	119	108	122	111	107	89	81	80	121	89	99	79	75	79	62	81
Passing	213	182	231	227	192	211	191	210	187	214	210	166	165	181	180	189	167	197	192	134	193
Penalty	27	18	24	27	24	27	30	26	26	35	24	29	23	27	25	30	29	25	29	19	26
<b>OPP YARDS GAINED</b>	5,752	5,334	5,248	5,720	5,475	5,968	5,407	5,999	5,682	5,883	5,850	4,698	4,665	5,915	5,110	5,724	4,901	4,964	5,515	3,814	5,245
Avg per Game	359.5	333.4	328.0	357.5	342.2	373.0	337.9	374.9	355.1	367.7	365.6	293.6	291.6	369.7	319.4	357.8	306.3	310.3	344.7	238.4	327.8
<b>OPP RUSHING (net)</b>	1,672	1,863	1,420	1,413	1,797	2,195	1,795	2,035	2,053	1,851	1,711	1,502	1,478	2,313	1,894	1,917	1,295	1,424	1,431	1,390	1,550
Avg per Game	104.5	116.4	88.8	88.3	112.3	137.2	112.2	127.2	128.3	115.7	106.9	93.9	92.4	144.6	118.4	119.8	80.9	89.0	89.4	86.9	96.9
Rushes																					



# 2020 TENNESSEE TITANS REGULAR SEASON STATISTICS

Won 8, Lost 3

Date	W-L	Score	OT	Opponent	Attendance
09/14	W	16-14		at Denver	
09/20	W	33-30		Jacksonville	
09/27	W	31-30		at Minnesota	
10/13	W	42-16		Buffalo	8,403
10/18	W	42-36	OT	Houston	10,166
10/25	L	24-27		Pittsburgh	10,355
11/01	L	20-31		at Cincinnati	9,712
11/08	W	24-17		Chicago	13,871
11/12	L	17-34		Indianapolis	13,949
11/22	W	30-24	OT	at Baltimore	
11/29	W	45-26		at Indianapolis	12,464
12/06				Cleveland	
12/13				at Jacksonville	
12/20				Detroit	
12/27				at Green Bay	
01/03				at Houston	

Statistic	Tenn.	Opp.
<b>Total First Downs</b>	<b>260</b>	<b>265</b>
Rushing	95	79
Passing	138	164
Penalty	27	22
3rd Down: Made/Att	58/131	80/152
3rd Down Pct.	44.3	52.6
4th Down: Made/Att	6/8	12/18
4th Down Pct.	75.0	66.7
<b>Possession Avg.</b>	<b>28:53</b>	<b>31:07</b>
<b>Total Net Yards</b>	<b>4243</b>	<b>4225</b>
Avg. Per Game	385.7	384.1
Total Plays	709	748
Avg. Per Play	6.0	5.6
<b>Net Yards Rushing</b>	<b>1740</b>	<b>1271</b>
Avg. Per Game	158.2	115.5
Total Rushes	357	295
<b>Net Yards Passing</b>	<b>2503</b>	<b>2954</b>
Avg. Per Game	227.5	268.5
Sacked/Yards Lost	16/112	14/113
Gross Yards	2615	3067
Att./Completions	336/218	439/289
Completion Pct.	64.9	65.8
Had Intercepted	4	11
<b>Punts/Average</b>	<b>37/45.6</b>	<b>36/48.5</b>
Net Punting Avg.	37/39.4	36/42.0
<b>Penalties/Yards</b>	<b>62/566</b>	<b>71/591</b>
<b>Fumbles/Ball Lost</b>	<b>7/1</b>	<b>16/5</b>
<b>Touchdowns</b>	<b>40</b>	<b>36</b>
Rushing	15	12
Passing	23	23
Returns	2	1

Score By Periods	Q1	Q2	Q3	Q4	OT	PTS
<b>Team</b>	<b>72</b>	<b>96</b>	<b>52</b>	<b>92</b>	<b>12</b>	<b>324</b>
<b>Opponents</b>	<b>51</b>	<b>85</b>	<b>51</b>	<b>98</b>	<b>0</b>	<b>285</b>

Scoring	TD	Rush	Rec	Ret	K-PAT	FG	S	PTS
Gostkowski	0	0	0	0	32/34	16/24	0	80
Henry	12	12	0	0			0	72
A. Brown	9	0	8	1			0	54
J. Smith	8	1	7	0			0	48
C. Davis	3	0	3	0			0	18
Tannehill	2	2	0	0			0	14
Humphries	2	0	2	0			0	12
Firkser	1	0	1	0			0	6
Foreman	1	0	1	0			0	6
King	1	0	0	1			0	6
Pruitt	1	0	1	0			0	6
Westbrook	0	0	0	0			0	2
<b>Team</b>	<b>40</b>	<b>15</b>	<b>23</b>	<b>2</b>	<b>32/34</b>	<b>16/24</b>	<b>0</b>	<b>324</b>
<b>Opponents</b>	<b>36</b>	<b>12</b>	<b>23</b>	<b>1</b>	<b>28/30</b>	<b>13/14</b>	<b>0</b>	<b>285</b>

**2-Pt Conv:** Tannehill, Westbrook, **TM 2-4, OPP 1-6**  
**Sacks:** Landry 4.5, Simmons 3, D. Jones 2, J. Brown 1, Crawford 1, Fulton 1, Vaccaro 1, R. Evans 0.5, **TM 14, OPP 16**  
**FUM/Lost:** Tannehill 5/1, Brinkley 1/0, Douglas 1/0

Passing	Att	Cmp	Yds	Cmp%	Yds/Att	TD	TD%	Int	Int%	Long	Sack/Lost	Rating
Tannehill	334	217	2608	65.0	7.81	23	6.9	4	1.2	73t	15/112	106.7
Kern	1	0	0	0.0	0.00	0	0.0	0	0.0	---	0/0	39.6
Woodside	1	1	7	100.0	7.00	0	0.0	0	0.0	7	0/0	95.8
Humphries	0	0	0	---	---	0	---	0	---	---	1/0	---
<b>Team</b>	<b>336</b>	<b>218</b>	<b>2615</b>	<b>64.9</b>	<b>7.78</b>	<b>23</b>	<b>6.8</b>	<b>4</b>	<b>1.2</b>	<b>73t</b>	<b>16/112</b>	<b>106.4</b>
<b>Opponents</b>	<b>439</b>	<b>289</b>	<b>3067</b>	<b>65.8</b>	<b>6.99</b>	<b>23</b>	<b>5.2</b>	<b>11</b>	<b>2.5</b>	<b>71t</b>	<b>14/113</b>	<b>93.1</b>

Rushing	No.	Yds	Avg	Long	TD
Henry	256	1257	4.9	94t	12
McNichols	34	193	5.7	20	0
Tannehill	30	152	5.1	23	2
Foreman	22	95	4.3	15	0
D. Evans	5	21	4.2	9	0
Batson	3	20	6.7	11	0
Perry	2	9	4.5	6	0
J. Smith	1	1	1.0	1t	1
Humphries	0	0	---	---	0
Raymond	1	-3	-3.0	-3	0
Woodside	3	-5	-1.7	-1	0
<b>Team</b>	<b>357</b>	<b>1740</b>	<b>4.9</b>	<b>94t</b>	<b>15</b>
<b>Opponents</b>	<b>295</b>	<b>1271</b>	<b>4.3</b>	<b>39t</b>	<b>12</b>

Receiving	No.	Yds	Avg	Long	TD
C. Davis	42	619	14.7	50	3
A. Brown	40	638	16.0	73t	8
J. Smith	30	338	11.3	63	7
Firkser	29	282	9.7	45	1
Humphries	22	219	10.0	23	2
Henry	14	93	6.6	53	0
Raymond	9	187	20.8	61	0
Batson	8	74	9.3	18	0
Swaim	6	49	8.2	12	0
McNichols	6	29	4.8	9	0
Blasingame	4	39	9.8	16	0
Pruitt	3	17	5.7	10	1
Westbrook	2	14	7.0	7	0
Hollister	1	12	12.0	12	0
Foreman	1	5	5.0	5t	1
Tannehill	1	0	0.0	0	0
<b>Team</b>	<b>218</b>	<b>2615</b>	<b>12.0</b>	<b>73t</b>	<b>23</b>
<b>Opponents</b>	<b>289</b>	<b>3067</b>	<b>10.6</b>	<b>71t</b>	<b>23</b>

Interceptions	No.	Yds	Avg	Long	TD
Hooker	3	9	3.0	6	0
Butler	2	97	48.5	68	0
Fulton	1	44	44.0	44	0
Cruikshank	1	13	13.0	13	0
Joseph	1	5	5.0	5	0
Borders	1	0	0.0	0	0
J. Brown	1	0	0.0	0	0
Landry	1	0	0.0	0	0
T. Smith	0	5	---	5	0
<b>Team</b>	<b>11</b>	<b>173</b>	<b>15.7</b>	<b>68</b>	<b>0</b>
<b>Opponents</b>	<b>4</b>	<b>41</b>	<b>10.3</b>	<b>25</b>	<b>0</b>

Punting	No.	Yds	Avg	Net	TB	In	Lg	B
Kern	24	1125	46.9	41.1	2	15	66	0
Allen	8	404	50.5	40.0	1	0	65	0
Daniel	4	157	39.3	30.0	0	0	52	1
<b>Team</b>	<b>37</b>	<b>1686</b>	<b>45.6</b>	<b>39.4</b>	<b>3</b>	<b>15</b>	<b>66</b>	<b>1</b>
<b>Opponents</b>	<b>36</b>	<b>1747</b>	<b>48.5</b>	<b>42.0</b>	<b>2</b>	<b>16</b>	<b>71</b>	<b>0</b>

Punt Returns	Ret	FC	Yds	Avg	Long	TD
Raymond	21	8	195	9.3	40	0
<b>Team</b>	<b>21</b>	<b>8</b>	<b>195</b>	<b>9.3</b>	<b>40</b>	<b>0</b>
<b>Opponents</b>	<b>15</b>	<b>11</b>	<b>169</b>	<b>11.3</b>	<b>57</b>	<b>0</b>

Kickoff Returns	No.	Yds	Avg	Long	TD
Raymond	15	275	18.3	30	0
Batson	7	148	21.1	35	0
Blasingame	1	11	11.0	11	0
A. Brown	1	42	42.0	42t	1
Kalu	1	2	2.0	2	0
<b>Team</b>	<b>25</b>	<b>478</b>	<b>19.1</b>	<b>42t</b>	<b>1</b>
<b>Opponents</b>	<b>26</b>	<b>561</b>	<b>21.6</b>	<b>49</b>	<b>0</b>

Field Goals	1-19	20-29	30-39	40-49	50+
Gostkowski	0/0	2/3	3/4	5/10	6/7
<b>Team</b>	<b>0/0</b>	<b>2/3</b>	<b>3/4</b>	<b>5/10</b>	<b>6/7</b>
<b>Opponents</b>	<b>0/0</b>	<b>4/4</b>	<b>6/6</b>	<b>3/4</b>	<b>0/0</b>

Gostkowski: (47N,44B,42N,25G) (51G,49G) (39G,31G, 30G,51G,54G,55G) () (27B,37N) (51G,45N) (53N) (40G) (50G,44N) (40G,40G,22G) (49G)  
 OPP: () (35G) (41G,49N) (43G) (38G) (38G,30G) (33G) (22G) (24G,43G) (30G,27G,29G) ()

GAME PREVIEW

TEAM NOTES

PLAYER NOTES

MEDIA

STATISTICS

ROSTERS

## 2020 TENNESSEE TITANS REGULAR SEASON DEFENSIVE STATISTICS

PLAYER	TACKLES			SACKS		QBPs		INTERCEPTIONS				FUMBLES			
	Tot	Solo	Asst	Sk	Yds	QBPs	TFL	No	Yds	Lg	TD	PD	FF	FR	Yds
Brown, Jayon	76	45	31	1.0	6.0	4	5	1	0	0	0	8	2	0	0
Byard, Kevin	70	51	19	0.0	0.0	2	0	0	0	0	0	5	1	0	0
Butler, Malcolm	68	57	11	0.0	0.0	0	1	2	97	68	0	11	0	0	0
Vaccaro, Kenny	65	49	16	1.0	4.0	4	4	0	0	0	0	4	0	0	0
Evans, Rashaan	65	39	26	0.5	0.5	2	0	0	0	0	0	2	0	1	25
Landry III, Harold	48	35	13	4.5	38.5	19	8	1	0	0	0	5	0	0	0
Simmons, Jeffery	37	19	18	3.0	24.0	11	3	0	0	0	0	5	1	2	0
Jones, DaQuan	36	23	13	2.0	13.0	8	5	0	0	0	0	0	0	0	0
Joseph, Johnathan	29	25	4	0.0	0.0	0	2	1	5	5	0	5	1	0	0
Hooker, Amani	24	17	7	0.0	0.0	0	0	3	9	6	0	7	0	0	0
Borders, Breon	20	17	3	0.0	0.0	0	0	1	0	0	0	3	0	0	0
Clowney, Jadeveon	19	14	5	0.0	0.0	9	4	0	0	0	0	4	1	0	0
Jackson, Chris	18	10	8	0.0	0.0	0	1	0	0	0	0	1	0	0	0
Fulton, Kristian	15	13	2	1.0	7.0	1	1	1	44	44	0	1	0	0	0
Crawford, Jack	14	9	5	1.0	20.0	6	1	0	0	0	0	0	0	0	0
King II, Desmond	14	9	5	0.0	0.0	0	0	0	0	0	0	2	0	1	63t
Compton, Will	13	7	6	0.0	0.0	0	0	0	0	0	0	0	0	0	0
Long Jr., David	10	6	4	0.0	0.0	0	1	0	0	0	0	1	0	0	0
Smith, Tye	9	7	2	0.0	0.0	0	0	0	0	0	0	0	0	0	0
Orr, Kareem	5	5	0	0.0	0.0	0	0	0	0	0	0	0	0	0	0
Kalu, Joshua	5	4	1	0.0	0.0	0	0	0	0	0	0	0	1	0	0
Dickerson, Matt	5	1	4	0.0	0.0	1	0	0	0	0	0	0	0	0	0
Roberson, Derick	4	3	1	0.0	0.0	3	0	0	0	0	0	1	0	0	0
Beasley Jr., Vic	3	2	1	0.0	0.0	0	1	0	0	0	0	0	1	0	0
Murchison, Larrell	3	1	2	0.0	0.0	0	1	0	0	0	0	0	0	0	0
Correa, Kamalei	2	1	1	0.0	0.0	2	0	0	0	0	0	0	0	0	0
Mack, Isaiah	2	1	1	0.0	0.0	1	0	0	0	0	0	0	0	0	0
Tart, Teair	2	1	1	0.0	0.0	2	0	0	0	0	0	1	0	0	0
Dzubnar, Nick	1	1	0	0.0	0.0	0	0	0	0	0	0	0	0	0	0
Bates, Daren	0	0	0	0.0	0.0	0	0	0	0	0	0	0	0	0	0
Cruikshank, Dane	0	0	0	0.0	0.0	0	0	1	13	13	0	1	0	0	0
Jackson, Adoree'	0	0	0	0.0	0.0	0	0	0	0	0	0	0	0	0	0
Mabin, Greg	0	0	0	0.0	0.0	0	0	0	0	0	0	0	0	0	0
Milton, Chris	0	0	0	0.0	0.0	0	0	0	0	0	0	0	0	0	0
Ray, Wyatt	0	0	0	0.0	0.0	0	0	0	0	0	0	0	0	0	0
Skipper, Tuzar	0	0	0	0.0	0.0	0	0	0	0	0	0	0	0	0	0
<b>Total</b>	<b>682</b>	<b>472</b>	<b>210</b>	<b>14.0</b>	<b>113.0</b>	<b>75</b>	<b>38</b>	<b>11</b>	<b>168</b>	<b>68</b>	<b>0</b>	<b>67</b>	<b>8</b>	<b>4</b>	<b>63t</b>

### TITANS SPECIAL TEAMS STATISTICS

PLAYER	TACKLES			FUMBLES		BLOCKS		
	Tot	Solo	Asst	FF	FR	PAT	FG	PUNT
Dzubnar, Nick	8	4	4	0	0	0	0	0
Bates, Daren	7	5	2	0	0	0	0	0
Kalu, Joshua	6	5	1	0	0	0	0	0
Hooker, Amani	6	4	2	0	0	0	0	0
Long Jr., David	4	2	2	1	0	0	0	0
Milton, Chris	3	3	0	0	0	0	0	0
Jackson, Chris	3	2	1	0	0	0	0	0
Roberson, Derick	3	1	2	0	0	0	0	0
Perry, Seniorise	2	2	0	0	0	0	0	0
Compton, Will	2	1	1	0	0	0	0	0
Blasingame, Khari	1	1	0	0	0	0	0	0
Douglas, Jamil	1	1	0	0	0	0	0	0
Cruikshank, Dane	1	0	1	0	0	0	0	0
Orr, Kareem	1	0	1	0	1	0	0	0
Raymond, Kalif	1	0	1	0	0	0	0	0
Swaim, Geoff	1	0	1	0	0	0	0	0
<b>TEAM TOTALS:</b>	<b>50</b>	<b>31</b>	<b>19</b>	<b>1</b>	<b>1</b>	<b>0</b>	<b>0</b>	<b>0</b>

### MISCELLANEOUS STATISTICS

PLAYER	TACKLES			FUMBLES	
	Tot	Solo	Asst	FF	FR
Davis, Corey	1	1	0	0	0
Raymond, Kalif	1	1	0	0	0
Sambrailo, Ty	1	0	1	0	0
Westbrook-Ikhine, Nick	1	0	1	0	1
Henry, Derrick	0	0	0	0	1
Kern, Brett	0	0	0	0	1
Tannehill, Ryan	0	0	0	0	2
<b>TEAM TOTALS:</b>	<b>4</b>	<b>2</b>	<b>2</b>	<b>0</b>	<b>5</b>

**Legend:**

- Tot . . . . . Total Tackles
- Solo . . . . . Unassisted Tackles
- Asst . . . . . Assisted Tackles
- Sk . . . . . Quarterback Sacks
- Yds . . . . . Yards Lost on Sack
- QBPs . . . . . Quarterback Pressure
- TFL . . . . . Tackle for Loss
- Int . . . . . Interceptions
- Yds . . . . . Interception Return Yards
- TD . . . . . Interceptions Return Touchdowns
- PD . . . . . Passes Defensed
- FF . . . . . Forced Fumble
- FR . . . . . Fumble Recoveries
- Yds . . . . . Yards on Fumble Returns



# 2020 CLEVELAND BROWNS REGULAR SEASON STATISTICS



**WON 8, LOST 3**

09/13	L	6-38	at Baltimore
09/17	W	35-30	Cincinnati
09/27	W	34-20	Washington
10/04	W	49-38	at Dallas
10/11	W	32-23	Indianapolis
10/18	L	7-38	at Pittsburgh
10/25	W	37-34	at Cincinnati
11/01	L	6-16	Las Vegas
11/15	W	10-7	Houston
11/22	W	22-17	Philadelphia
11/29	W	27-25	at Jacksonville
12/06			at Tennessee
12/14			Baltimore
12/20			at N.Y. Giants
12/27			at N.Y. Jets
01/03			Pittsburgh

* RUSHING		No.	Yds	Avg	Long	TD
Chubb		115	719	6.3	59	6
Hunt	6,000	157	706	4.5	33	4
D. Johnson	6,000	29	142	4.9	28	0
Mayfield	25,021	32	76	2.4	16	0
Beckham	11,759	3	72	24.0	50t	1
Hilliard	5,260	9	48	5.3	19	0
Landry	9,732	3	7	2.3	5	0
Janovich	10,972	2	4	2.0	2	0
Natson	10,613	1	3	3.0	3	0
Gillan	11,133	1	-2	-2.0	-2	0
TEAM	15,926	352	1775	5.0	59	11

* RECEIVING		No.	Yds	Avg	Long	TD
Landry		46	614	13.3	32	1
Hooper		28	262	9.4	36	2
Beckham		23	319	13.9	43t	3
Hunt		22	151	6.9	13	4

	Clev.	Opp.
TOTAL FIRST DOWNS	228	252
Rushing	94	84
Passing	118	153
Penalty	16	15
3rd Down: Made/Att	52/128	62/138
3rd Down Pct.	40.6	44.9
4th Down: Made/Att	6/17	16/18
4th Down Pct.	35.3	88.9
POSSESSION AVG.	30:07	29:53
TOTAL NET YARDS	3913	3904
Avg. Per Game	355.7	354.9
Total Plays	676	724
Avg. Per Play	5.8	5.4
NET YARDS RUSHING	1775	1190
Avg. Per Game	161.4	108.2
Total Rushes	352	287
NET YARDS PASSING	2138	2714
Avg. Per Game	194.4	246.7
Sacked/Yards Lost	17/90	27/189
Gross Yards	2228	2903
Att./Completions	307/188	410/268
Completion Pct.	61.2	65.4
Had Intercepted	7	9
PUNTS/AVERAGE	34/44.7	31/45.2
NET PUNTING AVG.	34/38.4	31/40.5
PENALTIES/YARDS	63/573	60/471
FUMBLES/BALL LOST	11/5	16/8
TOUCHDOWNS	31	34
Rushing	11	10
Passing	18	22
Returns	2	2

* INTERCEPTIONS		No.	Yds	Avg	Long	TD
Goodson		2	7	3.5	7	0
Ward		2	0	0.0	0	0
Takitaki		1	50	50.0	50t	1
Joseph		1	49	49.0	49	0
Harrison		1	47	47.0	47t	1
Redwine		1	8	8.0	8	0
M. Smith		1	2	2.0	2	0
TEAM		9	163	18.1	50t	2
OPPONENTS		7	110	15.7	33t	1

* PUNTING		No.	Yds	Avg	Net	TB	In	Lg	B
Gillan		34	1520	44.7	38.4	1	10	59	0
TEAM		34	1520	44.7	38.4	1	10	59	0
OPPONENTS		31	1402	45.2	40.5	3	13	64	0

* PUNT RETURNS		Ret	FC	Yds	Avg	Long	TD
Peoples-Jones		11	4	61	5.5	13	0
Natson		3	0	25	8.3	13	0
D. Johnson		1	0	0	0.0	0	0
TEAM		15	4	86	5.7	13	0
OPPONENTS		20	8	193	9.7	27	0

* SCORE BY PERIODS	Q1	Q2	Q3	Q4	OT	PTS
TEAM	36	106	42	81	0	265
OPPONENTS	61	67	56	102	0	286

* SCORING	TD-Ru	Pa	Rt	K-PAT	FG	S	PTS	
Parkey	0	0	0	0	28/29	15/17	0	73
Hunt	8	4	4	0			0	48
Chubb	6	6	0	0			0	36
Beckham	4	1	3	0			0	24
Bryant	3	0	3	0			0	18
Higgins	2	0	2	0			0	12
Hooper	2	0	2	0			0	12
Njoku	2	0	2	0			0	12
Harrison	1	0	0	1			0	6
Landry	1	0	1	0			0	6
Peoples-Jones	1	0	1	0			0	6
Takitaki	1	0	0	1			0	6
Carlson	0	0	0	0			0	2
Vernon	0	0	0	0			1	2
Seibert TM	0	0	0	0	0/1	0/1	0	0
TEAM	31	11	18	2	28/30	15/18	2	265
OPPONENTS	34	10	22	2	28/29	16/19	0	286

* KICKOFF RETURNS	No.	Yds	Avg	Long	TD
Peoples-Jones	17	368	21.6	33	0
D. Johnson	5	133	26.6	43	0
Hilliard	2	21	10.5	13	0
Natson	1	31	31.0	31	0
TEAM	25	553	22.1	43	0
OPPONENTS	25	684	27.4	101t	1

* FIELD GOALS	1-19	20-29	30-39	40-49	50+
Parkey	0/0	3/3	4/5	8/9	0/0
Seibert TM	0/0	0/0	0/0	0/1	0/0
TEAM	0/0	3/3	4/5	8/10	0/0
OPPONENTS	0/0	6/6	6/6	3/5	1/2

**2-Pt Conv:** Carlson, TM 1-1, OPP 3-5

**SACKS:** Garrett 9.5, Vernon 5, Clayborn 3.5, Richardson 3.5, Harrison 1, Ogunjobi 1, Stewart 1, T. Thomas 1, Goodson 0.5, K. Johnson 0.5, Redwine 0.5, TM 27, OPP 17

**FUM/LOST:** Mayfield 3/1, Bryant 2/2, Chubb 1/1, Gillan 1/1, Hunt 1/0, D. Johnson 1/0, Joseph 1/0, Tretter 1/0

* PASSING	Att	Cmp	Yds	Cmp%	Yds/Att	TD	TD%	Int	Int%	Long	Sack/Lost	Rating	
Mayfield	294	180	2108	61.2	7.17	17	5.8	7	2.4	43t	17/	90	92.3
Keenum	10	5	46	50.0	4.60	0	0.0	0	0.0	24	0/	0	62.9
Landry	2	2	56	100.0	28.00	1	50.0	0	0.0	37t	0/	0	158.3
Beckham	1	1	18	100.0	18.00	0	0.0	0	0.0	18	0/	0	118.8
TEAM	307	188	2228	61.2	7.26	18	5.9	7	2.3	43t	17/	90	93.4
OPPONENTS	410	268	2903	65.4	7.08	22	5.4	9	2.2	47	27/	189	94.8

GAME PREVIEW

TEAM NOTES

PLAYER NOTES

MEDIA

STATISTICS

ROSTERS

## REGULAR SEASON: THE LAST TIME THE TENNESSEE TITANS ...

## GAMES WON

**WON BY SCORING IN THE LAST TWO MINUTES OF REGULATION**

**By Titans**—Stephen Gostkowski 55-yard FG (1:44 remaining) at Minnesota, 9/27/20 (W)  
**By Opponents**—Stephen Hauschka 46-yard field goal (0:00 remaining), at Buffalo, 10/7/18 (L)

**WON OVERTIME GAME**

**By Titans**—Tennessee 30, at Baltimore 24, 11/22/20 (W)  
**By Opponents**—vs. Arizona 37, Tennessee 34, 12/15/13 (L)

**WON BY 20 OR MORE POINTS**

**By Titans**—Tennessee 42, vs. Buffalo 16, 10/13/20 (W)  
**By Opponents**—at Indianapolis 38, Tennessee 10, 11/18/18 (L)

**WON BY SHUTOUT**

**By Titans**—Tennessee 17, at New York Giants 0, 12/16/18 (W)  
**By Opponents**—at Denver 16, Tennessee 0, 10/13/19 (L)

## TEAM SCORING

**SCORED 50 POINTS**

**By Titans**—*Never in Titans era (since 1999)*  
**By Oilers**—Houston 58, vs. Cleveland 14, 12/9/90 (W)  
**By Opponents**—at Houston 57, Tennessee 14, 10/1/17 (L)

**SCORED 40 POINTS**

**By Titans**—Tennessee 45, at Indianapolis 26, 11/29/20 (W)  
**By Opponents**—at Pittsburgh 40, Tennessee 17, 11/16/17 (L)

**SCORED 20 POINTS IN A QUARTER**

**By Titans**—21 points in second quarter, at Indianapolis, 11/29/20 (W)  
**By Opponents**—21 points in third quarter, vs. New Orleans, 12/22/19 (L)

**SCORED 30 POINTS IN A HALF**

**By Titans**—35 points in first half, at Indianapolis, 11/29/20 (W)  
**By Opponents**—30 points in first half, at Houston, 10/1/17 (L)

**SCORED TOUCHDOWNS ON OFFENSE, DEFENSE AND SPECIAL TEAMS**

**By Titans**—One rushing, two interception returns, two punt returns, vs. Jacksonville, 12/30/12 (W)  
**By Opponents**—Four passing, one interception return, two punt returns, at Oakland, 9/29/02 (L)

**SCORED A TOUCHDOWN ON FIRST OFFENSIVE POSSESSION**

**By Titans**—Derrick Henry 12-yard run, at Indianapolis, 11/29/20 (W)  
**By Opponents**—Trey Burton 11-yard reception, at Indianapolis, 11/29/20 (W)

## TEAM YARDAGE TOTALS

**500 TOTAL NET YARDS**

**By Titans**—vs. Houston (607 yards), 10/18/20 (W)  
**By Opponents**—vs. Kansas City (530 yards), 11/10/19 (W)

**400 TOTAL NET YARDS**

**By Titans**—at Indianapolis (449 yards), 11/29/20 (W)  
**By Opponents**—vs. Indianapolis (430 yards), 11/12/20 (L)

## TEAM DEFENSE

**HELD OPPONENT WITHOUT A TOUCHDOWN**

**By Titans**—Tennessee 17, at New York Giants 0, 12/16/18 (W)  
**By Opponents**—at Denver 16, Tennessee 0, 10/13/19 (L)

**HELD OPPONENT TO 200 OR FEWER NET YARDS OF OFFENSE**

**By Titans**—at Miami (178 net yards), 10/8/17 (L)  
**By Opponents**—vs. Baltimore (106 net yards), 10/14/18 (L)

**HELD OPPONENT TO 50 OR FEWER YARDS RUSHING**

**By Titans**—vs. L.A. Chargers (39 yards), 10/20/19 (W)  
**By Opponents**—at Denver (39 yards), 10/13/19 (L)

**HELD OPPONENT TO 100 OR FEWER NET YARDS PASSING**

**By Titans**—at Miami (78 net yards), 10/8/17 (L)  
**By Opponents**—vs. Baltimore (51 net yards), 10/14/18 (L)

**SEVEN OR MORE SACKS BY TEAM**

**By Titans**—at Arizona (8 sacks), 12/10/17 (L)  
**By Opponents**—at Denver (7 sacks), 10/13/19 (L)

**SIX OR MORE SACKS BY TEAM**

**By Titans**—at Arizona (8 sacks), 12/10/17 (L)  
**By Opponents**—at Indianapolis (6 sacks), 12/1/19 (W)

**FIVE OR MORE SACKS BY TEAM**

**By Titans**—at Atlanta (5 sacks), 9/29/19 (W)  
**By Opponents**—vs. New Orleans (5 sacks), 12/22/19 (L)

**FORCED FIVE OR MORE OPPONENT TURNOVERS**

**By Titans**—vs. N.Y. Jets (4 interceptions, 1 fumble), 12/17/12 (W)  
**By Opponents**—at Houston (4 interceptions, 1 fumble), 10/1/17 (L)

**FORCED FOUR OR MORE OPPONENT TURNOVERS**

**By Titans**—vs. Tampa Bay (2 interceptions, 2 fumbles), 10/27/19 (W)  
**By Opponents**—at Pittsburgh (4 interceptions), 11/16/17 (L)

## SPECIAL TEAMS

**KICKOFF RETURNED FOR TOUCHDOWN**

**By Titans**—A.J. Brown (42 yards) at Indianapolis, 11/29/20 (W)  
**By Opponents**—Jakeem Grant (102 yards) at Miami, 9/9/18 (L)

**OPENING KICKOFF RETURNED FOR TOUCHDOWN**

**By Titans**—Derrick Mason (101 yards) at Cincinnati, 11/18/01 (W)  
**By Opponents**—Josh Huff (107 yards) at Philadelphia, 11/23/14 (L)

**PUNT RETURNED FOR TOUCHDOWN**

**By Titans**—Darius Reynaud (twice—69 yards and 81 yards) vs. Jacksonville, 12/30/12 (W)  
**By Opponents**—Jakeem Grant (74 yards) at Miami, 10/9/16 (W)

**FIELD GOAL BLOCKED**

**By Titans**—(two) Austin Johnson and Dane Cruikshank at Indianapolis (Adam Vinatieri), 12/1/19 (W)  
**By Opponents**—Justin Reid, vs. Houston (Stephen Gostkowski), 10/18/20 (W)

**FIELD GOAL BLOCKED, RETURNED FOR TD**

**By Titans**—Tye Smith (63 yards) at Indianapolis (Adam Vinatieri's FG blocked by Dane Cruikshank), 12/1/19 (W)  
**By Opponents**—Rob Morris (68 yards) at Indianapolis (Gary Anderson's FG blocked by Montae Reager), 12/5/04 (L)

**PUNT BLOCKED**

**By Titans**—Tim Shaw vs. Pittsburgh (Drew Butler), 10/11/12 (W)  
**By Opponents**—E.J. Speed, vs. Indianapolis (Trevor Daniel), 11/12/20 (L)

**PUNT BLOCKED AND RETURNED FOR TD**

**By Titans**—Jason McCourty vs. Indianapolis (Pat McAfee's punt blocked by Patrick Bailey and recovered in end zone by McCourty), 10/30/11 (W)  
**By Opponents**—T.J. Carrie (6 yards), vs. Indianapolis (Trevor Daniel's punt blocked by E.J. Speed), 11/12/20 (L)

**FIVE FIELD GOALS**

**By Titans**—Stephen Gostkowski (6) at Minnesota, 9/27/20 (W)  
**By Opponents**—Jason Myers (5), vs. New York Jets, 12/2/18 (W)

**FOUR FIELD GOALS**

**By Titans**—Stephen Gostkowski (6) at Minnesota, 9/27/20 (W)  
**By Opponents**—Harrison Butker, vs. Kansas City, 11/10/19 (W)

**THREE FIELD GOALS**

**By Titans**—Stephen Gostkowski (3) at Baltimore, 11/22/20 (W)  
**By Opponents**—Justin Tucker (3), at Baltimore, 11/22/20 (W)



## REGULAR SEASON: THE LAST TIME THE TENNESSEE TITANS ...

### SUCCESSFUL ONSIDE KICK

**By Titans**—Rob Bironas kicks and Daimion Stafford recovers, vs. Arizona, 12/15/13 (L)

**By Opponents**—Connor Barth kicks and Adrian Amos recovers, at Chicago, 11/27/16 (W)

### MISSED PAT

**By Titans**—Stephen Gostkowski vs. Jacksonville, 9/20/20 (W)

**By Opponents**—Ka’imi Fairbairn, vs. Houston, 10/18/20 (W)

## TWO-POINT CONVERSIONS

### TWO-POINT CONVERSION MADE

**By Titans**—Ryan Tannehill (run) at Baltimore, 11/22/20 (W)

**By Opponents**—J.K. Dobbins (pass from Lamar Jackson), at Baltimore, 11/22/20 (W)

### TWO-POINT CONVERSION FAILED

**By Titans**—at Cincinnati (pass failed), 11/1/20 (L)

**By Opponents**—at Indianapolis (twice; pass failed and run failed), 11/29/20 (W)

## INDIVIDUAL OFFENSIVE PERFORMANCES

### INDIVIDUAL WITH 200 SCRIMMAGE YARDS

**By Titans**—Derrick Henry (264 yards) vs. Houston, 10/18/20 (W)

**By Opponents**—Todd Gurley (276 yards), vs. Los Angeles Rams, 12/24/17 (L)

### RUSHING TOUCHDOWN AND RECEIVING TOUCHDOWN

**By Titans**—Derrick Henry (1 rushing, 1 receiving) at Carolina, 11/3/19 (L)

**By Opponents**—Nyheim Hines (1 rushing, 1 receiving), vs. Indianapolis, 11/12/20 (L)

### RUSHING TOUCHDOWN AND PASSING TOUCHDOWN

**By Titans**—Ryan Tannehill (1 passing, 1 rushing) at Indianapolis, 11/29/20 (W)

**By Opponents**—Deshaun Watson (2 passing, 1 rushing), at Houston, 11/26/18 (L)

## INDIVIDUAL RUSHING

### 200 YARDS RUSHING

**By Titans**—Derrick Henry (212 yards) vs. Houston, 10/18/20 (W)

**By Opponents**—Le’Veon Bell (204 yards) vs. Pittsburgh, 11/17/14 (L)

### 150 YARDS RUSHING

**By Titans**—Derrick Henry (178 yards) at Indianapolis, 11/29/20 (W)

**By Opponents**—Dalvin Cook (181 yards), at Minnesota, 9/27/20 (W)

### 100 YARDS RUSHING

**By Titans**—Derrick Henry (178 yards) at Indianapolis, 11/29/20 (W)

**By Opponents**—Dalvin Cook (181 yards), at Minnesota, 9/27/20 (W)

### CONSECUTIVE 100-YARD RUSHING GAMES

**By Titans**—Derrick Henry (3) vs. Indianapolis (103 yards), 11/12/20 (L); at Baltimore (133), 11/22/20 (W); at Indianapolis (178), 11/29/20 (W)

### 30 OR MORE CARRIES

**By Titans**—Derrick Henry (31 att) at Denver, 9/14/20 (W)

**By Opponents**—Melvin Gordon (32 carries) at San Diego, 11/6/16 (L)

### RUSHING PLAY OF 80 OR MORE YARDS

**By Titans**—Derrick Henry (94 yards) vs. Houston, 10/18/20 (W)

**By Opponents**—Lamar Miller (97 yards), at Houston, 11/26/18 (L)

### RUSHING PLAY OF 50 OR MORE YARDS

**By Titans**—Derrick Henry (94 yards) vs. Houston, 10/18/20 (W)

**By Opponents**—Christian McCaffrey (58 yards), at Carolina, 11/3/19 (L)

### THREE TOUCHDOWNS RUSHING

**By Titans**—Derrick Henry (3) at Indianapolis, 11/29/20 (W)

**By Opponents**—Corey Dillon (4) at Cincinnati, 12/4/97 (L)

### TWO TOUCHDOWNS RUSHING

**By Titans**—Derrick Henry (3) at Indianapolis, 11/29/20 (W)

**By Opponents**—Jacoby Brissett (2), at Indianapolis, 11/29/20 (W)

## INDIVIDUAL PASSING

### 400 YARDS PASSING

**By Titans**—Ryan Fitzpatrick (402 yards) vs. Arizona, 12/15/13 (L)

**By Opponents**—Patrick Mahomes (446 yards), vs. Kansas City, 11/10/19 (W)

### 300 YARDS PASSING

**By Titans**—Ryan Tannehill (366 yards) vs. Houston, 10/18/20 (W)

**By Opponents**—Philip Rivers (308 yards), vs. Indianapolis, 11/12/20 (L)

### CONSECUTIVE 300-YARD PASSING GAMES

**By Titans**—Matt Hasselbeck vs. Baltimore (358 yards), 9/18/11 (W), vs. Denver (311 yards), 9/25/11 (W)

### FIVE TOUCHDOWN PASSES

**By Titans**—Steve McNair vs. Jacksonville, 12/26/99 (W)

**By Opponents**—Blake Bortles vs. Jacksonville, 12/6/15 (W)

### FOUR TOUCHDOWN PASSES

**By Titans**—Ryan Tannehill vs. Houston, 10/18/20 (W)

**By Opponents**—Deshaun Watson, vs. Houston, 10/18/20 (W)

### 50 OR MORE PASS ATTEMPTS

**By Titans**—Zach Mettenberger (51 att) vs. Houston, 12/27/15 (L)

**By Opponents**—Nick Foles (52 att), vs. Chicago, 11/8/20 (W)

### 40 OR MORE PASS ATTEMPTS

**By Titans**—Ryan Tannehill (41 att) vs. Houston, 10/18/20 (W)

**By Opponents**—Philip Rivers (42 att), at Indianapolis, 11/29/20 (W)

### 30 OR MORE COMPLETIONS

**By Titans**—Ryan Tannehill (30 comp) vs. Houston, 10/18/20 (W)

**By Opponents**—Nick Foles (36 comp), vs. Chicago, 11/8/20 (W)

### NO SACKS ALLOWED

**By Titans**—vs. Buffalo, 10/13/20 (W)

**By Opponents**—at Cincinnati, 11/1/20 (L)

### COMPLETION OF 80 OR MORE YARDS

**By Titans**—Ryan Tannehill (91 yards) at Oakland, 12/8/19 (W)

**By Opponents**—Jared Goff (80 yards), vs. Los Angeles Rams, 12/24/17 (L)

### COMPLETION OF 50 OR MORE YARDS

**By Titans**—Ryan Tannehill (69 yards) at Indianapolis, 11/29/20 (W)

**By Opponents**—Philip Rivers (50 yards), at Indianapolis, 11/29/20 (W)

## INDIVIDUAL RECEIVING

### 200 YARDS RECEIVING

**By Titans**—Kenny Britt (225 yards) vs. Philadelphia, 10/24/10 (W)

**By Opponents**—DeAndre Hopkins (238 yards) at Houston, 11/30/14 (L)

### 150 YARDS RECEIVING

**By Titans**—A.J. Brown (153 yards) vs. Pittsburgh, 10/25/20 (L)

**By Opponents**—Justin Jefferson (175 yards), at Minnesota, 9/27/20 (W)

### 100 YARDS RECEIVING

**By Titans**—Corey Davis (113 yards) at Baltimore, 11/22/20 (W)

**By Opponents**—Michael Pittman Jr. (101 yards), vs. Indianapolis, 11/12/20 (L)

### CONSECUTIVE 100-YARD RECEIVING GAMES

**By Titans**—A.J. Brown at Oakland (153 yards), 12/8/19 (W), vs. Houston (114 yards), 12/15/19 (L)

### 10 OR MORE RECEPTIONS

**By Titans**—Delanie Walker (10 rec.) vs. Dallas, 9/14/14 (L)

**By Opponents**—Stefon Diggs (10 rec.), vs. Buffalo, 10/13/20 (W)

### RECEPTION OF 80 OR MORE YARDS

**By Titans**—A.J. Brown (91 yards) at Oakland, 12/8/19 (W)

**By Opponents**—Todd Gurley (80 yards), vs. Los Angeles Rams, 12/24/17 (L)

## REGULAR SEASON: THE LAST TIME THE TENNESSEE TITANS ...

**RECEPTION OF 50 OR MORE YARDS**

**By Titans**—A.J. Brown (69 yards) at Indianapolis, 11/29/20 (W)

**By Opponents**—T.Y. Hilton (50 yards), at Indianapolis, 11/29/20 (W)

**THREE TOUCHDOWN RECEPTIONS**

**By Titans**—Kenny Britt vs. Philadelphia, 10/24/10 (W)

**By Opponents**—Antonio Brown at Pittsburgh, 11/16/17 (L)

**TWO TOUCHDOWN RECEPTIONS**

**By Titans**—A.J. Brown vs. Houston, 10/18/20 (W)

**By Opponents**—Diontae Johnson, vs. Pittsburgh, 10/25/20 (L)

**COMBINED OFFENSIVE PERFORMANCES BY TEAMMATES****100-YARD RUSHER AND 100-YARD RECEIVER IN A GAME**

**By Titans**—Derrick Henry (133 rush.) and Corey Davis (113 rec.) at Baltimore, 11/22/20 (W)

**By Opponents**—Dalvin Cook (181 rush.) and Justin Jefferson (175 rec.) at Minnesota, 9/27/20 (W)

**By One Player (Opponent)**—Todd Gurley (118 rush. and 158 receiving), vs. Los Angeles Rams, 12/24/17 (L)

**100-YARD RUSHER, 100-YARD RECEIVER AND 300-YARD PASSER IN A GAME**

**By Titans**—Derrick Henry (212 rush.), Anthony Firkser (113 rec.) and Ryan Tannehill (366 pass.) vs. Houston, 10/18/20 (W)

**By Opponents**—Todd Gurley (118 rush. and 158 rec.) and Jared Goff (301 pass.), vs. Los Angeles Rams, 12/24/17 (L)

**300-YARD PASSER AND 100-YARD RECEIVER IN A GAME**

**By Titans**— Ryan Tannehill (366 pass.) and Anthony Firkser (113 rec.) vs. Houston, 10/18/20 (W)

**By Opponents**—Philip Rivers (308 pass.), Michael Pittman Jr. (101 rec.), vs. Indianapolis, 11/12/20 (L)

**100-YARD RUSHER AND 300-YARD PASSER IN A GAME**

**By Titans**—Derrick Henry (212 rush.) and Ryan Tannehill (366 pass.) vs. Houston, 10/18/20 (W)

**By Opponents**— Gardner Minshew II (339 pass.) and James Robinson (102 rush.), vs. Jacksonville, 9/20/20 (W)

**TWO 100-YARD RUSHERS IN A GAME**

**By Titans**—Chris Johnson (125 yards) and LenDale White (106 yards) at Detroit, 11/27/08 (W)

**By Opponents**—Arian Foster (115 yards) and Ben Tate (104 yards) vs. Houston, 10/23/11 (L)

**TWO 100-YARD RECEIVERS IN A GAME**

**By Titans**—Justin Hunter (109 yards) and Kendall Wright (103 yards) at Oakland, 11/24/13 (W)

**By Opponents**—Zach Ertz (112 rec.) and Alshon Jeffery (105 rec.), vs. Philadelphia, 9/30/18 (W)

**INDIVIDUAL DEFENSE****INTERCEPTION RETURNED FOR TOUCHDOWN**

**By Titans**—Malcolm Butler (38 yards) at Cleveland, 9/8/19 (W)

**By Opponents**—Trumaine Johnson (31 yards), vs. New York Jets, 12/2/18 (W)

**FUMBLE RETURNED FOR TOUCHDOWN**

**By Titans**—Desmond King II (63 yards) vs. Chicago, 11/8/20 (W)

**By Opponents**—Yannick Ngakoue (67 yards) vs. Jacksonville, 12/31/17 (W)

**SAFETY SCORED**

**By Titans**—Browns quarterback Baker Mayfield sacked in end zone by Cameron Wake, at Cleveland, 9/8/19 (W)

**By Opponents**—Cameron Batson tackled in end zone vs. Jacksonville, 12/6/18 (W)

**THREE INTERCEPTIONS**

**By Titans**—Kevin Byard (3) at Cleveland, 10/22/17 (W)

**By Opponents**—Glover Quin (3) at Houston, 11/28/10 (L)

**TWO INTERCEPTIONS**

**By Titans**—Malcolm Butler (2) vs. Buffalo, 10/13/20 (W)

**By Opponents**—Reshad Jones at Miami, 9/9/18 (L)

**THREE SACKS**

**By Titans**—Jason Jones (3.5) vs. Pittsburgh, 12/21/08 (W)

**By Opponents**—Jordan Phillips, vs. Buffalo, 10/6/19 (L)

## POSTSEASON: THE LAST TIME THE TENNESSEE TITANS ...

**GAMES WON (PLAYOFFS)****WON BY SCORING IN THE LAST TWO MINUTES OF REGULATION**

**By Titans**—Gary Anderson 46-yard field goal with 0:29 remaining, at Baltimore, 1/3/04 (W)

**By Opponents**—Matt Stover 43-yard field goal with 0:53 remaining, vs. Baltimore, 1/10/09 (L)

**WON OVERTIME GAME**

**By Titans**—Tennessee 34, vs. Pittsburgh 31, 1/11/03 (W)

**By Opponents**—at Buffalo 41, Houston 38, 1/3/93 (L)

**WON BY 20 OR MORE POINTS**

**By Titans/Oilers**—Never Happened

**By Opponents**—at New England 35, Tennessee 14, 1/13/18 (L)

**WON BY SHUTOUT**

**By Titans/Oilers**—Never Happened

**By Opponents**—Never Happened

**TEAM SCORING (PLAYOFFS)****SCORED 50 POINTS**

**By Titans/Oilers**—Never Happened

**By Opponents**—at Oakland 56, Houston 7, 12/21/69 (L)

**SCORED 40 POINTS**

**By Titans/Oilers**—Never Happened

**By Opponents**—at Oakland 41, Tennessee 24, 1/19/03 (L)

**SCORED 20 POINTS IN A QUARTER**

**By Titans**—Never in Titans era (since 1999)

**By Oilers**—21 points in second quarter, at Buffalo, 1/3/93 (L)

**By Opponents**—21 points in second quarter, at New England, 1/13/18 (L)

**SCORED 30 POINTS IN A HALF**

**By Titans/Oilers**—Never Happened

**By Opponents**—35 points in second half, at Buffalo, 1/3/93 (L)

**SCORED TOUCHDOWNS ON OFFENSE, DEFENSE AND SPECIAL TEAMS**

**By Titans/Oilers**—Never Happened

**By Opponents**—Never Happened

**SCORED A TOUCHDOWN ON FIRST OFFENSIVE POSSESSION**

**By Titans**—Anthony Firkser 12-yard pass from Ryan Tannehill, at New England, 1/4/20 (W)

**By Opponents**—Bethel Johnson 41-yard pass from Tom Brady, at New England, 1/10/04 (L)

**TEAM YARDAGE TOTALS (PLAYOFFS)****500 TOTAL NET YARDS**

**By Titans/Oilers**—Never Happened

**By Opponents**—at Baltimore (530 yards), 1/11/20 (W)

**400 TOTAL NET YARDS**

**By Titans**—vs. Pittsburgh (430 yards), 1/11/03 (W)

**By Opponents**—at Kansas City (404 yards), 1/19/20 (L)



## POSTSEASON: THE LAST TIME THE TENNESSEE TITANS ...

### TEAM DEFENSE (PLAYOFFS)

#### HELD OPPONENT WITHOUT A TOUCHDOWN

- By Titans**—Never in Titans era (since 1999)
- By Oilers**—Houston 10, at San Diego 3, 12/24/61 (W)
- By Opponents**—at San Diego 17, Tennessee 6, 1/6/08 (L)

#### HELD OPPONENT TO 200 OR FEWER NET YARDS OF OFFENSE

- By Titans**—vs. Baltimore (134 net yards), 1/7/01 (L)
- By Opponents**—vs. Buffalo (194 net yards), 1/8/00 (W)

#### HELD OPPONENT TO 50 OR FEWER YARDS RUSHING

- By Titans**—vs. Baltimore (50 yards), 1/10/09 (L)
- By Opponents**—vs. Kansas City (39 yards), 1/16/94 (L)

#### HELD OPPONENT TO 100 OR FEWER NET YARDS PASSING

- By Titans**—vs. Buffalo (97 net yards), 1/8/00 (W)
- By Opponents**—at Baltimore (83 net yards), 1/11/20 (W)

#### SEVEN OR MORE SACKS BY TEAM

- By Titans/Oilers**—Never Happened
- By Opponents**—at New England (8 sacks), 1/13/18 (L)

### SPECIAL TEAMS (PLAYOFFS)

#### KICKOFF RETURNED FOR TOUCHDOWN

- By Titans**—Derrick Mason (80 yards) at Jacksonville, 1/23/00 (W)
- By Opponents**—Never Happened

#### RETURNED OPENING KICKOFF FOR TOUCHDOWN

- By Titans/Oilers**—Never Happened
- By Opponents**—Never Happened

#### PUNT RETURNED FOR TOUCHDOWN

- By Titans/Oilers**—Never Happened
- By Opponents**—Never Happened

#### FIELD GOAL BLOCKED

- By Titans/Oilers**—Never Happened
- By Opponents**—Richard Seymour at New England (Gary Anderson), 1/10/04 (L)

#### FIELD GOAL BLOCKED, RETURNED FOR TD

- By Titans/Oilers**—Never Happened
- By Opponents**—Anthony Mitchell (90 yards) vs. Baltimore (Al Del Greco's FG blocked by Keith Washington), 1/7/01 (L)

#### PUNT BLOCKED

- By Titans**—Chris Coleman vs. Baltimore (Kyle Richardson, twice), 1/7/01 (L)
- By Opponents**—Jerry Olsavsky vs. Pittsburgh (Greg Montgomery), 12/31/89 (L)

#### PUNT BLOCKED AND RETURNED FOR TD

- By Titans/Oilers**—Never Happened
- By Opponents**—Never Happened

#### FIVE FIELD GOALS

- By Titans/Oilers**—Never Happened
- By Opponents**—Never Happened

#### FOUR FIELD GOALS

- By Titans**—Al Del Greco at Indianapolis, 1/16/00 (W)
- By Opponents**—Gary Anderson (OT) vs. Pittsburgh, 12/31/89 (L)

#### THREE FIELD GOALS

- By Titans**—Al Del Greco (4) at Indianapolis, 1/16/00 (W)
- By Opponents**—Jeff Reed vs. Pittsburgh, 1/11/03 (W)

#### MISSED PAT (KICK)

- By Titans/Oilers**—Never Happened
- By Opponents**—David Treadwell (Wide Left) at Denver, 1/4/92 (L)

### TWO-POINT CONVERSIONS (PLAYOFFS)

#### TWO-POINT CONVERSION MADE

- By Titans/Oilers**—Never Happened
- By Opponents**—Plaxico Burress (pass from Hines Ward) vs. Pittsburgh, 1/11/03 (W)

#### TWO-POINT CONVERSION FAILED

- By Titans**—at New England (run failed), 1/4/20 (W)
- By Opponents**—at Baltimore (pass failed), 1/11/20 (W)

### INDIVIDUAL OFFENSIVE PERFORMANCES (PLAYOFFS)

#### INDIVIDUAL WITH 200 SCRIMMAGE YARDS

- By Titans**—Derrick Henry (202 yards) at Baltimore, 1/11/20 (W)
- By Opponents**—Never Happened

#### RUSHING TOUCHDOWN AND RECEIVING TOUCHDOWN

- By Titans**—Never in Titans era (since 1999)
- By Oilers**—Allen Pinkett at Cleveland, 12/24/88 (W)
- By Opponents**—James White at New England, 1/13/18 (L)

#### RUSHING TOUCHDOWN AND PASSING TOUCHDOWN

- By Titans**—Ryan Tannehill at Baltimore, 1/11/20 (W)
- By Opponents**—Patrick Mahomes at Kansas City, 1/19/20 (L)

### INDIVIDUAL RUSHING (PLAYOFFS)

#### 200 YARDS RUSHING

- By Titans/Oilers**—Never Happened
- By Opponents**—Never Happened

#### 150 YARDS RUSHING

- By Titans**—Derrick Henry (195 yards) at Baltimore, 1/11/20 (W)
- By Opponents**—Paul Lowe (165 yards) vs. Los Angeles Chargers, 1/1/61 (W)

#### 100 YARDS RUSHING

- By Titans**—Derrick Henry (195 yards) at Baltimore, 1/11/20 (W)
- By Opponents**—Fred Taylor (110 yards) at Jacksonville, 1/23/00 (W)

#### CONSECUTIVE 100-YARD RUSHING GAMES

- By Titans**—Derrick Henry at New England (182 yards), 1/4/20 (W), at Baltimore (195 yards), 1/11/20 (W)

#### 30 OR MORE CARRIES

- By Titans**—Derrick Henry (30) at Baltimore, 1/11/20 (W)
- By Opponents**—Never Happened

#### RUSHING PLAY OF 80 OR MORE YARDS

- By Titans/Oilers**—Never Happened
- By Opponents**—Never Happened

#### RUSHING PLAY OF 50 OR MORE YARDS

- By Titans**—Derrick Henry (66 yards) at Baltimore, 1/11/20 (W)
- By Opponents**—Never Happened

#### THREE TOUCHDOWNS RUSHING

- By Titans/Oilers**—Never Happened
- By Opponents**—Never Happened

#### TWO TOUCHDOWNS RUSHING

- By Titans**—Steve McNair at Oakland, 1/19/03 (L)
- By Opponents**—Antowain Smith vs. Buffalo, 1/8/00 (W)

### INDIVIDUAL PASSING (PLAYOFFS)

#### 400 YARDS PASSING

- By Titans/Oilers**—Never Happened
- By Opponents**—Kurt Warner (414 yards) vs. St. Louis, 1/30/00 (L)

#### 300 YARDS PASSING

- By Titans**—Steve McNair (338 yards) vs. Pittsburgh, 1/11/03 (W)
- By Opponents**—Lamar Jackson (365 yards), at Baltimore, 1/11/20 (W)

#### CONSECUTIVE 300-YARD PASSING GAMES

- Playoffs:**
- By Titans/Oilers**—Never Happened

## POSTSEASON: THE LAST TIME THE TENNESSEE TITANS ...

### FIVE TOUCHDOWN PASSES

**By Titans/Oilers**—Never Happened

**By Opponents**—Daryle Lamonica (6) at Oakland, 12/21/69 (L)

### FOUR TOUCHDOWN PASSES

**By Titans**—Never in Titans era (since 1999)

**By Oilers**—Warren Moon at Buffalo, 1/3/93 (L)

**By Opponents**—Frank Reich at Buffalo, 1/3/93 (L)

### 50 OR MORE PASS ATTEMPTS

**By Titans**—Never in Titans era (since 1999)

**By Oilers**—Warren Moon (50 att) at Buffalo, 1/3/93 (L)

**By Opponents**—Lamar Jackson (59 att), at Baltimore, 1/11/20 (W)

### 40 OR MORE PASS ATTEMPTS

**By Titans**—Kerry Collins (42 att) vs. Baltimore, 1/10/09 (L)

**By Opponents**—Lamar Jackson (59 att), at Baltimore, 1/11/20 (W)

### 30 OR MORE COMPLETIONS

**By Titans**—Never in Titans era (since 1999)

**By Oilers**—Warren Moon (32 comp) vs. Kansas City, 1/16/94 (L)

**By Opponents**—Lamar Jackson (31 comp), at Baltimore, 1/11/20 (W)

### NO SACKS ALLOWED

**By Titans**—at Baltimore, 1/3/04 (W)

**By Opponents**—at New England, 1/4/20 (W)

### COMPLETION OF 80 OR MORE YARDS

**By Titans/Oilers**—Never Happened

**By Opponents**—Never Happened

### COMPLETION OF 50 OR MORE YARDS

**By Titans**—Never in Titans era (since 1999)

**By Oilers**—Dan Pastorini (71 yards) at New England, 12/31/78 (L)

**By Opponents**—Patrick Mahomes (60 yards), at Kansas City, 1/19/20 (L)

## INDIVIDUAL RECEIVING (PLAYOFFS)

### 200 YARDS RECEIVING

**By Titans/Oilers**—Never Happened

**By Opponents**—Never Happened

### 150 YARDS RECEIVING

**By Titans/Oilers**—Never Happened

**By Opponents**—Isaac Bruce (162 yards) vs. St. Louis, 1/30/00 (L)

### 100 YARDS RECEIVING

**By Titans**—Justin Gage (135 yards) vs. Baltimore, 1/10/09 (L)

**By Opponents**—Sammy Watkins (114 yards), at Kansas City, 1/19/20 (L)

### CONSECUTIVE 100-YARD RECEIVING GAMES

**By Titans**—Never in Titans era (since 1999)

**By Oilers**—Ernest Givins at Denver (111 yards), 1/4/92 (L), at Buffalo (117 yards), 1/3/93 (L)

### 10 OR MORE RECEPTIONS

**By Titans**—Justin Gage (11 rec.) vs. Baltimore, 1/10/09 (L)

**By Opponents**—Danny Amendola (11 rec.) at New England, 1/13/18 (L)

### RECEPTION OF 80 OR MORE YARDS

**By Titans/Oilers**—Never Happened

**By Opponents**—Never Happened

### RECEPTION OF 50 OR MORE YARDS

**By Titans**—Never in Titans era (since 1999)

**By Oilers**—Ken Burrough (71 yards) at New England, 12/31/78 (L)

**By Opponents**—Sammy Watkins (60 yards), at Kansas City, 1/19/20 (L)

### THREE TOUCHDOWN RECEPTIONS

**By Titans/Oilers**—Never Happened

**By Opponents**—Andre Reed at Buffalo, 1/3/93 (L)

### TWO TOUCHDOWN RECEPTIONS

**By Titans/Oilers**—Corey Davis at New England, 1/13/18 (L)

**By Opponents**—Tyreek Hill, at Kansas City, 1/19/20 (L)

## COMBINED OFFENSIVE PERFORMANCES BY TEAMMATES (PLAYOFFS)

### 100-YARD RUSHER AND 100-YARD RECEIVER IN A GAME

**By Titans/Oilers**—Never Happened

**By Opponents**—Lamar Jackson (143 rush.) and Marquis Brown (126 rec.), at Baltimore, 1/11/20 (W)

### 100-YARD RUSHER, 100-YARD RECEIVER AND 300-YARD PASSER IN A GAME

**By Titans/Oilers**—Never Happened

**By Opponents**—Lamar Jackson (143 rush.), Lamar Jackson (365 pass.) and Marquis Brown (126 rec.), at Baltimore, 1/11/20 (W)

### 300-YARD PASSER AND 100-YARD RECEIVER IN A GAME

**By Titans**—Steve McNair (338 pass.) and Frank Wycheck (123 rec.) vs. Pittsburgh, 1/11/03 (W)

**By Opponents**—Lamar Jackson (365 pass.) and Marquis Brown (126 rec.), at Baltimore, 1/11/20 (W)

### 100-YARD RUSHER AND 300-YARD PASSER IN A GAME

**By Titans/Oilers**—Never Happened

**By Opponents**—Lamar Jackson (143 rush. and 365 pass.), at Baltimore, 1/11/20 (W)

### TWO 100-YARD RUSHERS IN A GAME

**By Titans/Oilers**—Never Happened

**By Opponents**—Hewritt Dixon (144 yards) and Pete Banaszak (116 yards) at Oakland, 12/31/67 (L)

### TWO 100-YARD RECEIVERS IN A GAME

**By Titans**—Never in Titans era (since 1999)

**By Oilers**—Mike Barber (112 yards) and Ken Burrough (103 yards) at Miami, 12/24/78 (W)

**By Opponents**—Chris Chambers (121 yards) and Vincent Jackson (114 yards) at San Diego, 1/6/08 (L)

## INDIVIDUAL DEFENSE (PLAYOFFS)

### INTERCEPTION RETURNED FOR TOUCHDOWN

**By Titans**—Logan Ryan (9 yards) at New England, 1/4/20 (W)

**By Opponents**—Will Demps (56 yards), at Baltimore, 1/3/04 (W)

### FUMBLE RETURNED FOR TOUCHDOWN

**By Titans/Oilers**—Never Happened

**By Opponents**—Never Happened

### SAFETY SCORED

**By Titans**—Josh Evans and Jason Fisk (sacked Mark Brunell), at Jacksonville, 1/23/00 (W)

**By Opponents**—Dan Pastorini ran out of the End Zone, at Miami, 12/24/78 (W)

### THREE INTERCEPTIONS

**By Titans**—Never in Titans era (since 1999)

**By Oilers**—Vernon Perry (4\*) at San Diego, 12/29/79 (W)

**By Opponents**—Never Happened

### TWO INTERCEPTIONS

**By Titans**—Never in Titans era (since 1999)

**By Oilers**—Bubba McDowell vs. N.Y. Jets, 12/29/91 (W)

**By Opponents**—Johnny Robinson vs. Dallas Texans, 12/23/62 (L)

### THREE SACKS

**By Titans**—Never in Titans era (since 1999)

**By Oilers**—Andy Dorris vs. Denver, 12/23/79 (W)

**By Opponents**—Willie McGinest at New England, 1/10/04 (L)



## LAST TIME IN A SEASON THE TITANS ...

### TEAM OFFENSE

Ranked 1st in Overall Offense — 1990  
 Ranked 1st in Rushing Offense — 1967 (AFL)  
 Ranked 1st in Passing Offense — 1992

### TEAM DEFENSE

Ranked 1st in Overall Defense — 2000  
 Ranked 1st in Rushing Defense — 2003  
 Ranked 1st in Passing Defense — 2000

### GAMES WON (REGULAR SEASON)

10 Wins — 2008 (13-3)  
 11 Wins — 2008 (13-3)  
 12 Wins — 2008 (13-3)  
 13 Wins — 2008 (13-3)

### ADVANCED IN PLAYOFFS

Wild Card Round — 2019  
 Divisional Round — 2019  
 Conference Championship — 2019  
 Super Bowl — 1999

### RUSHING

1,000 Yards — **Derrick Henry** (1,257), 2020  
 1,500 Yards — **Derrick Henry** (1,540), 2019  
 2,000 Yards — Chris Johnson (2,006), 2009  
 300 Attempts — **Derrick Henry** (303), 2019  
 400 Attempts — Eddie George (403), 2000  
 10 Touchdowns — **Derrick Henry** (12), 2020  
 15 Touchdowns — **Derrick Henry** (16), 2019

### PASSING

3,000 Yards — Marcus Mariota (3,232), 2017  
 3,500 Yards — Matt Hasselbeck (3,571), 2011  
 4,000 Yards — Warren Moon (4,690), 1991  
 400 Attempts — Marcus Mariota (453), 2017  
 500 Attempts — Matt Hasselbeck (518), 2011  
 600 Attempts — Warren Moon (655), 1991  
 20 Touchdowns — **Ryan Tannehill** (23), 2020  
 30 Touchdowns — Warren Moon (33), 1990  
 90.0 Passer Rating — **Ryan Tannehill** (117.5), 2019  
 100.0 Passer Rating — **Ryan Tannehill** (117.5), 2019

### RECEIVING

80 Receptions — Delanie Walker (94), 2015  
 90 Receptions — Delanie Walker (94), 2015  
 100 Receptions — Haywood Jeffires (100), 1991  
 1,000 Yards — **A.J. Brown** (1,051), 2019  
 1,500 Yards — Charlie Hennigan (1,546), 1964  
 10 Touchdowns — Drew Bennett (11), 2004  
 15 Touchdowns — Bill Groman (17), 1961

### SCORING

100 Points — **Derrick Henry** (108), 2019  
 110 Points — Ryan Succop (136), 2017  
 120 Points — Ryan Succop (136), 2017  
 130 Points — Ryan Succop (136), 2017  
 30 Field Goals — Ryan Succop (35), 2017  
 35 Field Goals — Ryan Succop (35), 2017  
 10 Touchdowns — **Derrick Henry** (12), 2020  
 15 Touchdowns — **Derrick Henry** (18), 2019

### DEFENSE

7 Interceptions — **Kevin Byard** (8), 2017  
 8 Interceptions — **Kevin Byard** (8), 2017  
 9 Interceptions — Mike Reinfeldt (12), 1979  
 10 Interceptions — Mike Reinfeldt (12), 1979  
 10 Sacks — Brian Orakpo (10.5), 2016  
 12 Sacks — Jason Babin (12.5), 2010  
 14 Sacks — Jevon Kearse (14.5), 1999  
 150 Tackles — Wesley Woodyard (172), 2017  
 175 Tackles — Keith Bulluck (180), 2002  
 200 Tackles — Gregg Bingham (212), 1980

## TITANS RECORDS AT A GLANCE

Team record holders in major statistical categories

### SCORING

Points (Game) — 30 by Billy Cannon (5 TDs) at N.Y. Titans, 12/10/61  
 Points (Season) — 136 by Al Del Greco, 1998; by Ryan Succop, 2017  
 Points (Career) — 1,060 by Al Del Greco, 1991-00  
 Touchdowns (Game) — 5 by Billy Cannon at N.Y. Titans, 12/10/61  
 Touchdowns (Season) — 19 by Earl Campbell, 1979  
 Touchdowns (Career) — 74 by Eddie George, 1996-03  
 Field Goals (Game) — 8 by Rob Bironas at Hou., 10/21/07  
 Field Goals (Season) — 36 by Al Del Greco, 1998  
 Field Goals (Career) — 246 by Al Del Greco, 1991-00

### RUSHING

Rushing Yards (Game) — 238 by **Derrick Henry** vs. Jax, 12/6/18  
 Rushing Yards (Season) — 2,006 by Chris Johnson, 2009  
 Rushing Yards (Career) — 10,009 by Eddie George, 1996-03  
 Rushing Touchdowns (Game) — 4 by Earl Campbell vs. Mia., 11/20/78; Lorenzo White vs. Cle., 12/9/90; **Derrick Henry** vs. Jax, 12/6/18  
 Rushing Touchdowns (Season) — 19 by Earl Campbell, 1979  
 Rushing Touchdowns (Career) — 73 by Earl Campbell, 1978-84

### PASSING

Passing Yards (Game) — 527 by Warren Moon at K.C., 12/16/90  
 Passing Yards (Season) — 4,690 by Warren Moon, 1991  
 Passing Yards (Career) — 33,685 by Warren Moon, 1984-93  
 Passing Touchdowns (Game) — 7 by George Blanda vs. N.Y. Titans, 11/19/61  
 Passing Touchdowns (Season) — 36 by George Blanda, 1961  
 Passing Touchdowns (Career) — 196 by Warren Moon, 1984-93  
 Passer Rating (Game) — 158.3 by Chris Chandler at Cin., 9/24/95  
 Passer Rating (Season) — 117.5 by **Ryan Tannehill**, 2019  
 Passer Rating (Career) — 90.5 by Marcus Mariota, 2015-19

### RECEIVING

Receptions (Game) — 13 (three times, last by Drew Bennett at Oak., 12/19/04)  
 Receptions (Season) — 101 by Charlie Hennigan, 1964  
 Receptions (Career) — 542 by Ernest Givins, 1986-94  
 Receiving Yards (Game) — 272 by Charlie Hennigan at Bos., 10/13/61  
 Receiving Yards (Season) — 1,746 by Charlie Hennigan, 1961  
 Receiving Yards (Career) — 7,935 by Ernest Givins, 1986-94  
 Receiving Touchdowns (Game) — 3 (17 times, last by Kenny Britt vs. Phi., 10/24/10)  
 Receiving Touchdowns (Season) — 17 by Bill Groman, 1961  
 Receiving Touchdowns (Career) — 51 by Charlie Hennigan, 1960-66

### PUNTING

Punts (Game) — 11 (twice by Rich Camarillo, last at Pit., 12/3/95)  
 Punts (Season) — 96 by Rich Camarillo, 1994  
 Punts (Career) — 863 by **Brett Kern**, 2009-20

### PUNT RETURNS

Punt Return Yards (Game) — 160 by Darius Reynaud vs. Jax., 12/30/12  
 Punt Return Average (Season) — 15.4 by Billy Johnson, 1977  
 Punt Return Average (Career) — 13.2 by Billy Johnson, 1974-80

### KICKOFF RETURNS

Kickoff Return Yards (Game) — 240 by Bobby Jancik at Oak., 12/22/63  
 Kickoff Return Average (Season) — 31.7 by Darius Jennings, 2018  
 Kickoff Return Average (Career) — 26.5 by Bobby Jancik, 1962-67

### INTERCEPTIONS

Interceptions (Game) — 3 (nine times, last by **Kevin Byard** at Cle., 10/22/17)  
 Interceptions (Season) — 12 by Freddy Glick, 1963; by Mike Reinfeldt, 1979  
 Interceptions (Career) — 45 by Jim Norton, 1960-68

### SACKS

Sacks (Game) — 4 (five times, last by William Fuller vs. Pit., 11/28/93)  
 Sacks (Season) — 17 by Elvin Bethea, 1973  
 Sacks (Career) — 105 by Elvin Bethea, 1968-83

# TENNESSEE TITANS 2020 PARTICIPATION CHART

Player	9/14	9/20	9/27	10/13	10/18	10/25	11/1	11/8	11/12	11/22	11/29	12/6	12/13	12/20	12/27	1/3	Season Totals			
	@Den	Jax	@Min	Buf	Hou	Pit	@Cin	Chi	Ind	@Bal	@Ind	Cle	@Jax	Det	@GB	@Hou	GP	GS	DNP	IA
Adams, Paul	X	X	X	X	X	X	PS	PS	PS	PS	PS						0	0	0	0
Allen, Ryan	X	X	X	X	X	X	X	P	IA	PS	X						1	0	0	1
Bates, Daren	PS	PS	PS	P	P	P	P	P	P	P	P						8	0	0	0
Batson, Cameron	PS	P	WR	R/PSC	P	PS	PS	P	P	P	P						7	1	0	0
Beasley Jr., Vic	IA	IA	P	P	P	P	P	X	X	X	X						5	0	0	2
Blasingame, Khari	FB	P	R/C		FB	P	P	FB	FB	FB	FB						10	6	0	0
Borders, Breon	X	X	PS	R/PSC	R/PSC	PS	P	CB	CB	CB	CB						5	4	0	0
Brewer, Aaron	P	DNP	IA	P	DNP	P	DNP	P	P	LG	P						7	1	3	1
Brinkley, Beau	P	P	P	P	P	P	P	X	X	X	X						7	0	0	0
Brown, A.J.	WR	IA	IA	P	WR	WR	WR	WR	P	WR	WR						9	7	0	2
Brown, Jayon	ILB	ILB	ILB	ILB	ILB	ILB	ILB	ILB	ILB	ILB	IR						10	10	0	0
Brown, Miles	X	X	X	X	X	X	X	X	PS	PS	PS						0	0	0	0
Butler, Malcolm	CB	CB	CB	CB	CB	CB	CB	CB	CB	CB	CB						11	11	0	0
Byard, Kevin	FS	FS	FS	FS	FS	FS	FS	FS	FS	FS	FS						11	11	0	0
Clowney, Jadeveon	OLB	OLB	OLB	OLB	OLB	OLB	OLB	IA	OLB	IR	IR						8	8	0	1
Compton, Will	P	P	P	P	IA	P	PS	PS	PS	P	ILB						7	1	0	1
Correa, Kamalei	P	P	P	IA	X	X	X	X	X	X	X						3	0	0	1
Crawford, Jack	P	DE	DE	DE	P	P	P	DE	P	DE	DE						11	6	0	0
Cruikshank, Dane	IR	IR	IR	IR	IR	P	IA	P	IR	IR	IR						2	0	0	1
Daniel, Trevor	X	X	X	X	X	X	X	PS	P	P	X						2	0	0	0
Davis II, Jamal	PS	X	X	X	X	X	X	X	X	X	X						0	0	0	0
Davis, Corey	WR	WR	WR	R/C	R/C	WR	WR	WR	P	P	WR						9	7	0	0
Davis, Nate	RG	RG	RG	RG	RG	RG	RG	RG	RG	RG	RG						11	11	0	0
Dickerson, Matt	P	IA	P	P	IA	IA	IA	IA	IA	P	P						5	0	0	6
Douglas, Jamil	IA	IA	P	P	P	P	P	P	P	P	P						9	0	0	2
Dzubnar, Nick	P	P	P	P	P	P	P	P	P	P	P						11	0	0	0
Evans, Darrynton	IA	IA	P	P	IR	IR	IR	IR	IR	IR	IR						2	0	0	2
Evans, Rashaan	ILB	ILB	ILB	ILB	ILB	ILB	ILB	ILB	ILB	ILB	ILB						11	11	0	0
Firkser, Anthony	P	P	P	TE	P	P	P	P	P	P	P						11	1	0	0
Foreman, D'Onta	X	X	X	PS	PS	PS	P	P	P	P	P						5	0	0	0
Fulton, Kristian	P	P	P	IA	CB	CB	IR	IR	IR	IR	IR						5	2	0	1
Gostkowski, Stephen	P	P	P	P	P	P	P	P	P	P	P						11	0	0	0
Henry, Derrick	RB	RB	RB	RB	RB	RB	RB	RB	RB	RB	RB						11	11	0	0
Hesse, Parker	X	X	X	X	X	PS	PS	PS	PS	PS	PS						0	0	0	0
Hollister, Cody	P	PS	PS	P	PS	PS	PS	PS	PS	PS	PS						2	0	0	0
Hooker, Amani	P	P	P	P	P	P	P	P	P	SS	P						11	1	0	0
Hudson, Tommy	PS	PS	PS	P/SUS	P/SUS	P/SUS	P/SUS	P/SUS	P/SUS	PS	PS						0	0	0	0
Humphries, Adam	P	P	WR	R/C	P	P	P	IA	IA	IA	IA						6	1	0	4
Jackson, Adoree'	IR	IR	IR	IR	IR	IR	IR	IR	IA	IA	IA						0	0	0	3
Jackson, Chris	DB	P	IA	CB	IA	P	DB	P	P	P	R/C						8	3	0	2
Jones, Ben	C	C	C	C	C	C	C	C	C	C	C						11	11	0	0
Jones, DaQuan	NT	NT	NT	NT	NT	NT	NT	NT	NT	NT	NT						11	11	0	0
Joseph, Johnathan	CB	CB	CB	CB	CB	P	CB	X	X	X	X						7	6	0	0
Kalu, Joshua	P	P	P	P	P	IA	P	P	P	P	P						10	0	0	1
Kelly, Dennis	RT	RT	RT	RT	RT	RT	RT	RT	RT	RT	RT						11	11	0	0
Kemp, Brandon	PS	PS	PS	PS	PS	PS	PS	PS	PS	PS	PS						0	0	0	0
Kern, Brett	P	P	P	P	P	P	P	IR	IR	IR	P						8	0	0	0
King II, Desmond	X	X	X	X	X	X	X	CB	CB	P	CB						4	3	0	0
Kizer, DeShone	X	X	X	X	X	X	X	X	X	X	PS						0	0	0	0
Landry III, Harold	OLB	OLB	OLB	OLB	OLB	OLB	OLB	OLB	OLB	OLB	OLB						11	11	0	0
Lewan, Taylor	LT	LT	LT	LT	LT	IR	IR	IR	IR	IR	IR						5	5	0	0
Long Jr., David	P	P	P	P	P	IA	P	P	P	R/C	P						9	0	0	1
Mabin, Greg	X	X	PS	PS	PS	X	X	X	PS	DNP	X						0	0	1	0
Mack, Isaiah	P	IA	P	P	P	P	P	X	X	X	X						6	0	0	1
McCann, Tucker	PS	PS	PS	PS	PS	PS	PS	PS-I	PS-I	PS-I	PS-I						0	0	0	0
McKinney, Anthony	R/O	R/O	R/O	R/O	R/O	R/O	R/O	R/O	R/O	R/O	R/O						0	0	0	0
McNichols, Jeremy	P	P	P	P	P	P	P	P	P	P	P						11	0	0	0
Milton, Chris	P	P	P	P	P	P	P	P	PS	P	P						10	0	0	0
Munyer, Daniel	P	P	P	IA	IA	IA	IA	X	PS	PS	PS						3	0	0	4
Murchison, Larrell	IA	P	P	P	P	P	P	P	P	IA	IA						8	0	0	3
Nelson, Picasso	X	PS	X	X	X	X	X	X	X	X	X						0	0	0	0
Newhouse, Marshall	X	X	X	X	X	X	X	X	X	X	PS						0	0	0	0
Orr, Kareem	PS	PS	PS	P	P	PS	P	IA	DNP	IR	IR						3	0	1	1
Orzech, Matt	X	X	X	X	X	X	X	X	IA	IA	IA						0	0	0	3
Overton, Matt	X	X	X	PS	PS	PS	PS	P	P	P	P						4	0	0	0
Perry, Seniorise	P	IR	IR	IR	IR	IR	IR	IR	IR	P	P						4	0	0	0
Pruitt, MyCole	TE	P	P	R/C	R/C	TE	TE	P	IA	IA	IA						6	3	0	3
Quessenberry, David	PS	PS	PS	P	PS	P	P	P	P	P	LT						7	1	0	0
Ray, Wyatt	PS	PS	PS	PS	PS	PS	PS	P	PS	PS	PS						1	0	0	0
Raymond, Kalif	P	WR	P	WR	P	P	P	P	WR	P	P						11	3	0	0

GAME PREVIEW

TEAM NOTES

PLAYER NOTES

MEDIA

STATISTICS

ROSTERS



## TENNESSEE TITANS 2020 PARTICIPATION CHART

Player	9/14	9/20	9/27	10/13	10/18	10/25	11/1	11/8	11/12	11/22	11/29	12/6	12/13	12/20	12/27	1/3	Season Totals			
	@Den	Jax	@Min	Buf	Hou	Pit	@Cin	Chi	Ind	@Bal	@Ind	Cle	@Jax	Det	@GB	@Hou	GP	GS	DNP	IA
Roberson, Derick . . . . .	IA	IA	IA	IA	P	IA	IA	P	P	OLB	P						5	1	0	6
Rogers, Chester . . . . .	X	X	PS	PS	PS	PS	PS	PS	PS	PS	PS						0	0	0	0
Saffold III, Rodger . . . . .	LG	LG	LG	LG	LG	LG	LG	LG	LG	IA	LG						10	10	0	1
Sambrailo, Ty . . . . .	P	P	P	P	P	LT	LT	LT	LT	LT	IR						10	5	0	0
Siemian, Trevor . . . . .	PS	PS	PS	PS	PS	PS	PS	PS	PS	X	X						0	0	0	0
Simmons, Jeffery . . . . .	DT	DT	R/C	R/C	DT	DT	DT	DT	DT	DT	DT						10	10	0	0
Skipper, Tuzar . . . . .	X	PS	PS	PS	PS	PS	PS	PS	PS	P	P						2	0	0	0
Sloman, Sam . . . . .	X	X	X	X	X	X	X	X	X	X	PS						0	0	0	0
Smith, Jonnu . . . . .	TE	TE	TE	TE	TE	TE	TE	TE	TE	TE	P						11	10	0	0
Smith, Kobe . . . . .	PS	PS	X	X	X	X	X	X	X	X	X						0	0	0	0
Smith, Maurice . . . . .	X	PS	X	PS	PS	X	X	X	X	X	X						0	0	0	0
Smith, Tye . . . . .	P	P	P	P	P	CB	IA	IR	IR	IR	P						7	1	0	1
Swaim, Geoff . . . . .	IA	IA	IA	TE	P	P	IA	IA	TE	TE	TE						6	4	0	5
Tannehill, Ryan . . . . .	QB	QB	QB	QB	QB	QB	QB	QB	QB	QB	QB						11	11	0	0
Tart, Teair . . . . .	PS	PS	PS	PS	PS	PS	PS	P	P	P	P						4	0	0	0
Tavecchio, Giorgio . . . . .	X	X	X	X	X	X	X	X	PS	PS	X						0	0	0	0
Vaccaro, Kenny . . . . .	SS	SS	SS	SS	SS	SS	SS	SS	SS	IA	SS						10	10	0	1
Westbrook-Ikhine, Nick . . . . .	IA	P	P	P	WR	P	P	P	P	P	P						10	1	0	1
Wilson, Isaiah . . . . .	R/C	R/C	R/C	R/C	IA	IA	IA	IA	IA	DNP	P						1	0	1	5
Woodside, Logan . . . . .	DNP	DNP	DNP	DNP	DNP	DNP	DNP	DNP	P	P	P						3	0	8	0

Starters indicated by position (QB, RB, MLB, etc.); P = played but did not start; DNP = active but did not play; IA = inactive for game; PS = practice squad; PS-I = practice squad injured; P/SUS = practice squad/suspended; reserve; X = not on roster; IR = injured reserve; SUS = reserve/suspended; NFI = non-football injury; PUP = physically unable to perform; R/O = reserve/opt-out; R/C = reserve/COVID-19; R/PSC=reserve/practice squad COVID-19

## TENNESSEE TITANS 2020 TRANSACTIONS

January 20	Signed <b>DE AMANI BLEDSOE</b> , <b>RB DALYN DAWKINS</b> , <b>LB NIGEL HARRIS</b> , <b>TE PARKER HESSE</b> , <b>C DANIEL MUNYER</b> , <b>CB KAREEM ORR</b> , <b>OL DAVID QUENSENBERRY</b> , <b>WR TREVION THOMPSON</b> , <b>RB SHAUN WILSON</b> and <b>QB LOGAN WOODSIDE</b> to future contracts	McCANN, T ANTHONY McKINNEY, RB CAMERON SCARLETT, NT KOBÉ SMITH, DT TEAIR TART, WR NICK WESTBROOK-IKHINE, WR KRISTIAN WILKERSON and WR KYLE WILLIAMS	
January 21	Signed <b>OLB JOSH SMITH</b> to a future contract	May 27	Signed fifth-round choice <b>DL LARRELL MURCHISON</b> and seventh-round choice <b>DB CHRIS JACKSON</b>
January 23	Signed <b>CB KENNETH DURDEN</b> to a future contract	June 22	Signed seventh-round choice <b>QB COLE McDONALD</b>
January 30	Hired <b>ANTHONY MIDGET</b> as secondary coach	July 22	Signed third-round choice <b>RB DARRYNTON EVANS</b>
February 3	Signed <b>TE COLE HERDMAN</b> to a future contract	July 26	Terminated vested veteran <b>G ZAC KERIN</b> ; waived <b>DE AMANI BLEDSOE</b> , <b>LB NIGEL HARRIS</b> , <b>TE COLE HERDMAN</b> and <b>WR TREVION THOMPSON</b> ; waived <b>RB SHAUN WILSON</b> non-football injury
February 6	Hired <b>JIM HASLETT</b> as inside linebackers coach; elevated <b>RYAN CROW</b> to assistant special teams coach, <b>MATT EDWARDS</b> to defensive assistant and <b>SCOTT BOOKER</b> to safeties coach	July 28	Signed second-round choice <b>CB KRISTIAN FULTON</b> ; terminated vested veteran <b>OLB JORDAN WILLIAMS</b> ; placed <b>LB JAYON BROWN</b> and <b>WR COREY DAVIS</b> on physically unable to perform; placed <b>OLB VIC BEASLEY JR.</b> on reserve/did not report; placed <b>T ANTHONY MCKINNEY</b> on reserve/voluntary opt-out; placed <b>T ISAIAH WILSON</b> on reserve/COVID-19
February 24	Hired <b>ZAK KUHR</b> as defensive quality control	August 3	Signed first-round choice <b>T ISAIAH WILSON</b> ; activated <b>T ISAIAH WILSON</b> off reserve/COVID-19; signed free agent <b>G ZAC KERIN</b>
March 11	Terminated vested veteran <b>CB CHRIS MILTON</b>	August 5	Moved <b>LB JAYON BROWN</b> from physically unable to perform to active roster
March 12	Signed free agent <b>CB CHRIS MILTON</b> ; terminated vested veterans <b>RB DION LEWIS</b> and <b>OLB CAMERON WAKE</b>	August 7	Activated <b>OLB VIC BEASLEY JR.</b> from reserve/did not report; placed <b>DL JACK CRAWFORD</b> on reserve/COVID-19
March 13	Terminated vested veteran <b>K RYAN SUCCOP</b> ; terminated vested veteran <b>TE DELANIE WALKER</b> with failed physical	August 10	Placed <b>OLB JOSH SMITH</b> on reserve/COVID-19
March 16	Designated <b>RB DERRICK HENRY</b> as the Franchise Player	August 11	Placed <b>OLB VIC BEASLEY JR.</b> on non-football injury; waived injured <b>OLB REGGIE GILBERT</b>
March 19	Traded <b>DT JURRELL CASEY</b> to the Denver Broncos for their 2020 seventh-round selection (237th overall)	August 13	Signed free agent <b>OLB WYATT RAY</b>
March 21	Signed unrestricted free agent <b>T DENNIS KELLY</b>	August 16	Signed free agent <b>OLB JAMAL DAVIS II</b>
March 24	Signed unrestricted free agent <b>TE MYCOLE PRUITT</b>	August 17	Moved <b>WR COREY DAVIS</b> from physically unable to perform to active roster
March 25	Signed free agent <b>T TY SAMBRAILO</b>	August 19	Waived <b>RB DALYN DAWKINS</b> , <b>TE PARKER HESSE</b> , <b>QB COLE McDONALD</b> and <b>WR KYLE WILLIAMS</b> ; signed free agents <b>WR KRISHAWN HOGAN</b> , <b>RB MARCUS MARSHALL</b> , <b>QB TREVOR SIEMIAN</b> and <b>TE GEOFF SWAIM</b>
March 26	Signed unrestricted free agent <b>LB NICK DZUBNAR</b>	August 20	Activated <b>DL JACK CRAWFORD</b> off reserve/COVID-19
March 31	Signed unrestricted free agent <b>OLB VIC BEASLEY JR.</b>	August 22	Activated <b>OLB JOSH SMITH</b> off reserve/COVID-19; waived <b>OLB JOSH SMITH</b>
April 2	Signed <b>RB DERRICK HENRY</b> as the Franchise Player	August 26	Waived <b>LB KHAYLAN KEARSE-THOMAS</b> and <b>RB CAMERON SCARLETT</b> ; signed free agent <b>RB JEREMY McNICHOLS</b>
April 8	Signed unrestricted free agent <b>DL JACK CRAWFORD</b>	August 27	Signed free agent <b>LB WILL COMPTON</b>
April 10	Signed unrestricted free agent <b>OLB KAMALEI CORREA</b>	September 2	Waived <b>OL AVERY GENNESY</b> ; signed free agent <b>DB DOUG MIDDLETON</b>
April 17	Signed free agent <b>OL AVERY GENNESY</b>	September 3	Waived <b>K GREG JOSEPH</b> ; signed free agent <b>K STEPHEN GOSTKOWSKI</b>
April 21	Signed unrestricted free agent <b>CB TYE SMITH</b>	September 5	Activated <b>OLB VIC BEASLEY JR.</b> from non-football injury; terminated vested veterans <b>DB IBRAHEIM CAMPBELL</b> , <b>G ZAC KERIN</b> , <b>DB DOUG MIDDLETON</b> , <b>CB CHRIS MILTON</b> , <b>RB SENORISE PERRY</b> ,
April 23	Drafted <b>T ISAIAH WILSON</b> (first round, 29th overall)		
April 24	Drafted <b>CB KRISTIAN FULTON</b> (second round, 61st overall) and <b>RB DARRYNTON EVANS</b> (third round, 93rd overall)		
April 25	Drafted <b>DL LARRELL MURCHISON</b> (fifth round, 174th overall) and <b>QB COLE McDONALD</b> (seventh round, 224th overall); traded a 2020 seventh-round pick (237th overall) to the Kansas City Chiefs for their 2021 sixth-round pick; drafted <b>DB CHRIS JACKSON</b> (seventh round, 243rd overall)		
April 29	Signed free agent <b>G ZAC KERIN</b>		
April 30	Signed free agent <b>RB SENORISE PERRY</b>		
May 1	Signed free agent <b>DB IBRAHEIM CAMPBELL</b>		
May 6	Signed free agent <b>CB JOHNATHAN JOSEPH</b>		
May 7	Signed the following undrafted free agents: <b>C AARON BREWER</b> , <b>LB CALE GARRETT</b> , <b>TE TOMMY HUDSON</b> , <b>LB KHAYLAN KEARSE-THOMAS</b> , <b>T BRANDON KEMP</b> , <b>WR MASON KINSEY</b> , <b>K TUCKER</b>		

# TENNESSEE TITANS 2020 TRANSACTIONS

DATE	TRANSACTION	TRANSACTION
	QB TREVOR SIEMIAN and CB TYE SMITH; waived OLB JAMAL DAVIS II, WR RASHARD DAVIS, CB KENNETH DURDEN, LB CALE GARRETT, WR KRISHAWN HOGAN, TE TOMMY HUDSON, DT JOEY IVIE, T BRANDON KEMP, WR MASON KINSEY, RB MARCUS MARSHALL, K TUCKER McCANN, RB JEREMY McNICHOLS, CB KAREEM ORR, T DAVID QUESSNBERRY, OLB WYATT RAY, NT KOBE SMITH, DT TEAIR TART, OLB D'ANDRE WALKER, WR NICK WESTBROOK-IKHINE and WR KRISTIAN WILKERSON	elevation
September 6	Signed OLB JAMAL DAVIS II, TE TOMMY HUDSON, T BRANDON KEMP, K TUCKER McCANN, RB JEREMY McNICHOLS, CB KAREEM ORR, T DAVID QUESSNBERRY, OLB WYATT RAY, QB TREVOR SIEMIAN, NT KOBE SMITH, CB TYE SMITH, DT TEAIR TART and WR NICK WESTBROOK-IKHINE to the practice squad; placed DB DANE CRUIKSHANK on injured reserve; placed T ISAIAH WILSON on reserve/COVID-19; signed free agents CB CHRIS MILTON and RB SENORISE PERRY	October 19 Placed T TAYLOR LEWAN on injured reserve; activated WR COREY DAVIS from reserve/COVID-19
September 7	Waived WR CAMERON BATSON	October 20 Activated TE MYCOLE PRUITT from reserve/COVID-19; restored CB BREON BORDERS to the practice squad from practice squad reserve/COVID-19; released CB GREG MABIN and DB MAURICE SMITH from the practice squad; signed TE PARKER HESSE to the practice squad
September 8	Signed free agent OLB JADEVEON CLOWNEY; signed DB CHRIS MILLER to the practice squad; waived OLB REGGIE GILBERT from reserve/injured with an injury settlement	October 21 Designated CB ADOREE' JACKSON to return to practice
September 9	Signed WR CAMERON BATSON and LB MALIK JEFFERSON to the practice squad	October 24 Activated DB DANE CRUIKSHANK from reserve/injured, designated for return; activated LB DAREN BATES and OL DAVID QUESSNBERRY from the practice squad to the active roster standard elevation
September 13	Released LB MALIK JEFFERSON and DB CHRIS MILLER from the practice squad; signed LB DAREN BATES to the practice squad	October 26 Terminated vested veteran LB WILL COMPTON
September 14	Placed CB ADOREE' JACKSON on injured reserve; signed CB TYE SMITH from the practice squad to the active roster; activated RB JEREMY McNICHOLS and WR NICK WESTBROOK-IKHINE from the practice squad to the active roster standard elevation	October 27 Signed LB DAREN BATES and OL DAVID QUESSNBERRY from the practice squad to the active roster; signed T PAUL ADAMS and LB WILL COMPTON to the practice squad
September 15	Waived WR CODY HOLLISTER; released OLB JAMAL DAVIS II from the practice squad; signed OLB TUZAR SKIPPER to the practice squad	October 28 Designated RB SENORISE PERRY to return to practice
September 16	Signed WR NICK WESTBROOK-IKHINE from the practice squad to the active roster	October 31 Placed CB KRISTIAN FULTON on injured reserve; signed CB KAREEM ORR from the practice squad to the active roster; activated CB BREON BORDERS and RB D'ONTA FOREMAN from the practice squad to the active roster standard elevation
September 17	Signed WR CODY HOLLISTER, DB PICASSO NELSON and DB MAURICE SMITH to the practice squad	November 2 Waived DT ISAIAH MACK; traded a 2021 sixth-round draft choice from the Jacksonville Jaguars to the Los Angeles Chargers for CB DESMOND KING II
September 19	Activated WR CAMERON BATSON and RB JEREMY McNICHOLS from the practice squad to the active roster standard elevation	November 3 Terminated vested veterans LS BEAU BRINKLEY and CB JOHNATHAN JOSEPH
September 21	Released DB PICASSO NELSON, DB MAURICE SMITH and NT KOBE SMITH from the practice squad; signed CB BREON BORDERS, CB GREG MABIN and WR CHESTER ROGERS to the practice squad	November 4 Terminated vested veteran OLB VIC BEASLEY JR.
September 23	Placed RB SENORISE PERRY on injured reserve; signed RB JEREMY McNICHOLS from the practice squad to the active roster	November 5 Signed LS MATT ORZECH from the Miami Dolphins' practice squad
September 24	Placed CB GREG MABIN on practice squad reserve/COVID-19	November 7 Placed P BRETT KERN and CB TYE SMITH on injured reserve; waived C DANIEL MUNYER; signed free agent P RYAN ALLEN; signed WR CAMERON BATSON, CB BREON BORDERS, RB D'ONTA FOREMAN and DT TEAIR TART from the practice squad to the active roster; activated LS MATT OVERTON and OLB WYATT RAY from the practice squad to the active roster standard elevation; placed K TUCKER McCANN on practice squad injured; signed P TREVOR DANIEL to the practice squad
September 26	Activated WR CAMERON BATSON from the practice squad to the active roster standard elevation	November 9 Signed CB GREG MABIN to the practice squad
September 29	Placed LS BEAU BRINKLEY and DL DaQUAN JONES on reserve/COVID-19; placed TE TOMMY HUDSON on practice squad reserve/COVID-19; signed RB D'ONTA FOREMAN and DB MAURICE SMITH to the practice squad	November 10 Signed DL MILES BROWN, C DANIEL MUNYER and K GIORGIO TAVECCHIO to the practice squad
September 30	Placed OLB KAMALEI CORREA on reserve/COVID-19	November 11 Placed DB DANE CRUIKSHANK on injured reserve; activated CB ADOREE' JACKSON from reserve/injured, designated for return
October 1	Placed CB KRISTIAN FULTON on reserve/COVID-19	November 12 Activated P TREVOR DANIEL and LS MATT OVERTON from the practice squad to the active roster standard elevation
October 2	Placed WR ADAM HUMPHRIES on reserve/COVID-19; placed WR CAMERON BATSON on practice squad reserve/COVID-19	November 13 Activated TE TOMMY HUDSON to the practice squad from practice squad/suspended
October 3	Placed DT JEFFERY SIMMONS on reserve/COVID-19	November 16 Placed LB DAVID LONG JR. on reserve/COVID-19; designated RB DARRYNTON EVANS to return to practice
October 5	Placed FB/RB KHARI BLASINGAME on reserve/COVID-19	November 17 Terminated vested veteran P RYAN ALLEN
October 7	Placed WR COREY DAVIS on reserve/COVID-19	November 18 Activated RB SENORISE PERRY from reserve/injured, designated for return
October 8	Placed TE MYCOLE PRUITT on reserve/COVID-19; placed CB BREON BORDERS on practice squad reserve/COVID-19; placed TE TOMMY HUDSON on practice squad/suspended	November 19 Signed P TREVOR DANIEL from the practice squad to the active roster; signed P RYAN ALLEN to the practice squad
October 10	Activated T ISAIAH WILSON from reserve/COVID-19 with an exemption; restored CB GREG MABIN to the practice squad from practice squad reserve/COVID-19	November 20 Practice squad QB TREVOR SIEMIAN signed to the New Orleans Saints active roster
October 11	Activated LS BEAU BRINKLEY and DL DaQUAN JONES from reserve/COVID-19	November 21 Placed OLB JADEVEON CLOWNEY and CB KAREEM ORR on injured reserve; signed CB GREG MABIN from the practice squad to the active roster; activated LB WILL COMPTON and OLB TUZAR SKIPPER from the practice squad to the active roster standard elevation; activated LS MATT OVERTON from the practice squad to the active roster COVID-19 replacement
October 12	Signed LS MATT OVERTON to the practice squad	November 24 Placed LB JAYON BROWN and T TY SAMBRAILO on injured reserve; waived P TREVOR DANIEL and CB GREG MABIN; released P RYAN ALLEN and K GIORGIO TAVECCHIO from the practice squad; signed QB DeSHONE KIZER and K SAM SLOMAN to the practice squad; designated CB KRISTIAN FULTON, P BRETT KERN and CB TYE SMITH to return to practice
October 13	Activated OLB KAMALEI CORREA and CB KRISTIAN FULTON from reserve/COVID-19; activated LB DAREN BATES, WR CODY HOLLISTER, CB KAREEM ORR and OL DAVID QUESSNBERRY from the practice squad to the active roster COVID-19 replacement	November 26 Signed P TREVOR DANIEL to the practice squad
October 14	Activated WR ADAM HUMPHRIES from reserve/COVID-19; restored WR CAMERON BATSON to the practice squad from practice squad reserve/COVID-19	November 27 Signed T MARSHALL NEWHOUSE to the practice squad
October 15	Activated DT JEFFERY SIMMONS from reserve/COVID-19; placed RB DARRYNTON EVANS on injured reserve; designated DB DANE CRUIKSHANK to return to practice; traded OLB KAMALEI CORREA and a 2021 seventh-round draft choice to the Jacksonville Jaguars for their 2021 sixth-round draft choice	November 28 Activated P BRETT KERN and CB TYE SMITH from reserve/injured, designated for return; activated LB DAVID LONG JR. from reserve/COVID-19; placed DB CHRIS JACKSON on reserve/COVID-19; signed LS MATT OVERTON from the practice squad to the active roster; activated LB WILL COMPTON from the practice squad to the active roster standard elevation; activated OLB TUZAR SKIPPER from the practice squad to the active roster COVID-19 replacement
October 16	Activated FB/RB KHARI BLASINGAME from reserve/COVID-19	
October 17	Activated LB DAREN BATES and WR CAMERON BATSON from the practice squad to the active roster COVID-19 replacement; activated CB KAREEM ORR from the practice squad to the active roster standard	



## TENNESSEE TITANS UNOFFICIAL DEPTH CHART

### OFFENSE

<b>WR</b>	84	Corey Davis	<u>15</u>	<u>Nick Westbrook-Ikhine</u>		
<b>TE</b>	81	Jonnu Smith	85	MyCole Pruitt	86	Anthony Firkser
					87	Geoff Swaim
<b>LT</b>	72	David Quessenberry				
<b>LG</b>	76	Rodger Saffold III	75	Jamil Douglas		
<b>C</b>	60	Ben Jones	75	Jamil Douglas		
<b>RG</b>	64	Nate Davis	<u>62</u>	<u>Aaron Brewer</u>		
<b>RT</b>	71	Dennis Kelly	<u>79</u>	<u>Isaiah Wilson</u>		
<b>WR</b>	10	Adam Humphries	14	Kalif Raymond		
<b>WR</b>	11	A.J. Brown	13	Cameron Batson		
<b>QB</b>	17	Ryan Tannehill	5	Logan Woodside		
<b>RB</b>	22	Derrick Henry	28	Jeremy McNichols	45	D'Onta Foreman
			41	Khari Blasingame (FB)	20	Seniorise Perry

### DEFENSE

<b>DE</b>	94	Jack Crawford	<u>91</u>	<u>Larrell Murchison</u>		
<b>NT</b>	90	DaQuan Jones	92	Matt Dickerson		
<b>DT</b>	98	Jeffery Simmons	<u>93</u>	<u>Teair Tart</u>		
<b>OLB</b>	50	Derick Roberson				
<b>ILB</b>	54	Rashaan Evans	56	Daren Bates		
<b>ILB</b>	51	David Long Jr.	49	Nick Dzubnar		
<b>OLB</b>	58	Harold Landry III				
<b>CB</b>	25	Adoree' Jackson	33	Desmond King II	23	Tye Smith
<b>SS</b>	24	Kenny Vaccaro	46	Joshua Kalu		
<b>FS</b>	31	Kevin Byard	37	Amani Hooker		
<b>CB</b>	21	Malcolm Butler	39	Breon Borders	30	Chris Milton

### SPECIAL TEAMS

<b>K</b>	3	Stephen Gostkowski	6	Brett Kern		
<b>KO</b>	3	Stephen Gostkowski	6	Brett Kern		
<b>P</b>	6	Brett Kern	3	Stephen Gostkowski		
<b>H</b>	6	Brett Kern	5	Logan Woodside		
<b>PR</b>	14	Kalif Raymond	33	Desmond King II	10	Adam Humphries
<b>KOR</b>	13	Cameron Batson	14	Kalif Raymond	33	Desmond King II
<b>LS</b>	47	Matt Overton	60	Ben Jones	86	Anthony Firkser

As of Nov. 30, 2020

Rookies are underlined

## TITANS PRONUNCIATION GUIDE

**Kevin BYARD** (BY-urd); **JAMIL Douglas** (juh-MILL); **Nick DZUBNAR** (duh-ZOOB-nar); **Anthony FIRKSER** (FERK-sir); **Stephen GOSTKOWSKI** (gost-COW-ski); **DAQUAN Jones** (day-QUAN); **Joshua KALU** (kuh-LOO); **SENIORISE Perry** (suh-NAH-riss); **Derick ROBERSON** (ROW-ber-son); **JONNU Smith** (JAH-new); **Ryan TANNERHILL** (TAN-uh-hill) ; **Nick Westbrook-IKHINE** (uh-KEEN-uh)





## HOW THE TENNESSEE TITANS WERE BUILT

YEAR	DRAFTEES (15)	FREE AGENTS (31)	TRADES/WAIVERS (4)
<b>2020</b>	T Isaiah Wilson (1) DL Larrell Murchison (5)	LB Nick Dzubnar (UFA-LAC) DL Jack Crawford (UFA-ATL) RB Senorise Perry (FA) G/C Aaron Brewer (FA) DT Teair Tart (FA) WR Nick Westbrook-Ikhine (FA) TE Geoff Swaim (FA) RB Jeremy McNichols (FA) K Stephen Gostkowski (FA) CB Chris Milton (FA) LB Daren Bates (FA) CB Breon Borders (FA) RB D'Onta Foreman (FA) LS Matt Overton (FA)	CB Desmond King II (T-LAC)
<b>2019</b>	DT Jeffery Simmons (1) WR A.J. Brown (2) OL Nate Davis (3) DB Amani Hooker (4) LB David Long Jr. (6)	WR Adam Humphries (UFA-TB) G Rodger Saffold III (UFA-LAR) QB Logan Woodside (FA) OLB Derick Roberson (FA) FB/RB Khari Blasingame (FA)	QB Ryan Tannehill (T-MIA)
<b>2018</b>	LB Rashaan Evans (1) OLB Harold Landry III (2)	CB Malcolm Butler (UFA-NE) DE Matt Dickerson (FA) S Kenny Vaccaro (FA) WR Cameron Batson (FA) TE Anthony Firkser (FA) DB Joshua Kalu (FA) TE MyCole Pruitt (FA) OL David Quessenberry (FA) G/C Jamil Douglas (FA) WR Kalif Raymond (FA)	
<b>2017</b>	WR Corey Davis (1a) CB Adoree' Jackson (1b) TE Jonnu Smith (3b)	CB Tye Smith (FA)	
<b>2016</b>	RB Derrick Henry (2c) S Kevin Byard (3)	C Ben Jones (UFA-HOU)	T Dennis Kelly (T-PHI)
<b>2014</b>	DL DaQuan Jones (4a)		
<b>2009</b>			P Brett Kern (W-DEN)

**Reserve/Injured:** ILB Jayon Brown (D5-2017), OLB Jadeveon Clowney (FA-2020), DB Dane Cruikshank (D5-2018), RB Darrynton Evans (D3-2020); CB Kristian Fulton (D2-2020), T Taylor Lewan (D1-2014), CB Kareem Orr (FA-2019), T Ty Sambrailo (FA-2020)

**Reserve/COVID-19:** CB Chris Jackson (D7b-2020)

**Reserve/Voluntary Opt-Out:** T Anthony McKinney (FA-2020)

As of Nov. 30, 2020

## TENNESSEE TITANS POSITIONAL ROSTER - OFFENSE

### QUARTERBACKS (2)

17	Tannehill, Ryan	QB	6-4	217	7/27/88	9	Texas A&M	Big Spring, Texas	T (MIA)-'19
5	Woodside, Logan	QB	6-1	213	1/27/95	1	Toledo	Frankfort, Ky.	FA-'19

### RUNNING BACKS (5)

41	Blasingame, Khari	FB/RB	6-0	233	7/1/96	2	Vanderbilt	New Market, Ala.	FA-'19
45	Foreman, D'Onta	RB	6-1	236	4/24/96	3	Texas	Texas City, Texas	FA-'20
22	Henry, Derrick	RB	6-3	247	1/4/94	5	Alabama	Yulee, Fla.	D2c-'16
28	McNichols, Jeremy	RB	5-9	205	12/26/95	1	Boise State	Santa Margarita, Calif.	FA-'20
20	Perry, Seniorise	RB	6-0	210	9/19/91	6	Louisville	Summerville, Ga.	FA-'20

### WIDE RECEIVERS (6)

13	Batson, Cameron	WR	5-8	175	12/20/95	3	Texas Tech	Oklahoma City, Okla.	FA-'18
11	Brown, A.J.	WR	6-1	226	6/30/97	2	Mississippi	Starkville, Miss.	D2-'19
84	Davis, Corey	WR	6-3	209	1/11/95	4	Western Michigan	Wheaton, Ill.	D1a-'17
10	Humphries, Adam	WR	5-11	195	6/24/93	6	Clemson	Spartanburg, S.C.	UFA (TB)-'19
14	Raymond, Kalif	WR	5-8	182	8/8/94	3	Holy Cross	Lawrenceville, Ga.	FA-'18
15	Westbrook-Ikhine, Nick	WR	6-2	211	3/21/97	R	Indiana	Lake Mary, Fla.	FA-'20

### TIGHT ENDS (4)

86	Firkser, Anthony	TE	6-2	246	2/19/95	3	Harvard	Manalapan, N.J.	FA-'18
85	Pruitt, MyCole	TE	6-2	245	3/24/92	5	Southern Illinois	South Bend, Ind.	FA-'18
81	Smith, Jonnu	TE	6-3	248	8/22/95	4	Florida International	Ocala, Fla.	D3b-'17
87	Swaim, Geoff	TE	6-4	260	9/16/93	6	Texas	Chico, Calif.	FA-'20

### CENTERS (2)

62	Brewer, Aaron	G/C	6-1	274	10/28/97	R	Texas State	Dallas, Texas	FA-'20
60	Jones, Ben	C	6-3	308	7/2/89	9	Georgia	Brent, Ala.	UFA (HOU)-'16

### GUARDS (3)

64	Davis, Nate	OL	6-3	316	9/23/96	2	Charlotte	Ashburn, Va.	D3-'19
75	Douglas, Jamil	G/C	6-4	309	2/28/92	3	Arizona State	Cypress, Calif.	FA-'18
76	Saffold III, Rodger	G	6-5	325	6/6/88	11	Indiana	Bedford, Ohio	UFA (LAR)-'19

### TACKLES (3)

71	Kelly, Dennis	T	6-8	321	1/16/90	9	Purdue	Chicago Heights, Ill.	T (PHI)-'16
72	Quessenberry, David	OL	6-5	310	8/24/90	2	San Jose State	La Jolla, Calif.	FA-'18
79	Wilson, Isaiah	T	6-6	350	2/12/99	R	Georgia	Brooklyn, N.Y.	D1-'20

### LONG SNAPPER (1)

47	Overton, Matt	LS	6-1	243	7/6/85	8	Western Washington	Tracy, Calif.	FA-'20
----	---------------	----	-----	-----	--------	---	--------------------	---------------	--------

### PLACEKICKERS (1)

3	Gostkowski, Stephen	K	6-1	215	1/28/84	15	Memphis	Madison, Miss.	FA-'20
---	---------------------	---	-----	-----	---------	----	---------	----------------	--------

As of Nov. 30, 2020



## TENNESSEE TITANS POSITIONAL ROSTER - DEFENSE

### DEFENSIVE LINEMEN (6)

94	Crawford, Jack	DL	6-5	274	9/7/88	9	Penn State	London, United Kingdom	UFA (ATL)-'20
92	Dickerson, Matt	DE	6-5	292	11/9/95	3	UCLA	San Mateo, Calif.	FA-'18
90	Jones, DaQuan	DL	6-4	322	12/27/91	7	Penn State	Johnson City, N.Y.	D4a-'14
91	Murchison, Larrell	DL	6-2	297	4/24/97	R	North Carolina State	Elizabethtown, N.C.	D5-'20
98	Simmons, Jeffery	DL	6-4	305	7/28/97	2	Mississippi State	Macon, Miss.	D1-'19
93	Tart, Teair	DT	6-2	304	2/28/97	R	Florida International	Philadelphia, Pa.	FA-'20

### LINEBACKERS (6)

56	Bates, Daren	LB	5-11	225	11/27/90	8	Auburn	Olive Branch, Miss.	FA-'20
49	Dzubnar, Nick	LB	6-1	240	8/15/91	6	Cal Poly-San Luis Obispo	Mission Viejo, Calif.	UFA (LAC)-'20
54	Evans, Rashaan	LB	6-2	232	11/8/95	3	Alabama	Auburn, Ala.	D1-'18
58	Landry III, Harold	OLB	6-2	252	6/5/96	3	Boston College	Spring Lake, N.C.	D2-'18
51	Long Jr., David	LB	5-11	227	10/12/96	2	West Virginia	Cincinnati, Ohio	D6-'19
50	Roberson, Derick	OLB	6-3	250	11/15/95	2	Sam Houston State	San Antonio, Texas	FA-'19

### CORNERBACKS (6)

39	Borders, Breon	CB	6-0	189	7/22/95	2	Duke	Statesville, N.C.	FA-'20
21	Butler, Malcolm	CB	5-11	190	3/2/90	7	West Alabama	Vicksburg, Miss.	UFA (NE)-'18
25	Jackson, Adoree'	CB	5-11	185	9/18/95	4	Southern California	East St. Louis, Ill.	D1b-'17
33	King II, Desmond	CB	5-10	201	12/14/94	4	Iowa	Detroit, Mich.	T (LAC)-'20
30	Milton, Chris	CB	5-11	190	9/15/92	5	Georgia Tech	Folkston, Ga.	W (IND)-'19
23	Smith, Tye	CB	6-0	195	5/3/93	5	Towson	Raleigh, N.C.	FA-'17

### SAFETIES (4)

31	Byard, Kevin	S	5-11	212	8/17/93	5	Middle Tennessee State	Lithonia, Ga.	D3-'16
37	Hooker, Amani	DB	5-11	210	6/14/98	2	Iowa	Minneapolis, Minn.	D4-'19
46	Kalu, Joshua	DB	6-0	203	8/28/95	2	Nebraska	Houston, Texas	FA-'18
24	Vaccaro, Kenny	S	6-0	214	2/15/91	8	Texas	Brownwood, Texas	FA-'18

### PUNTERS (1)

6	Kern, Brett	P	6-2	214	2/17/86	13	Toledo	Grand Island, N.Y.	W (DEN)-'09
---	-------------	---	-----	-----	---------	----	--------	--------------------	-------------

As of Nov. 30, 2020

# TENNESSEE TITANS ALPHABETICAL ROSTER

NO.	NAME	POS.	HT.	WT.	BIRTHDATE	EXP.	COLLEGE	HOMETOWN	ACQUIRED
56	Bates, Daren	LB	5-11	225	11/27/90	8	Auburn	Olive Branch, Miss.	FA-'20
13	Batson, Cameron	WR	5-8	175	12/20/95	3	Texas Tech	Oklahoma City, Okla.	FA-'18
41	Blasingame, Khari	FB/RB	6-0	233	7/1/96	2	Vanderbilt	New Market, Ala.	FA-'19
39	Borders, Breon	CB	6-0	189	7/22/95	2	Duke	Statesville, N.C.	FA-'20
62	Brewer, Aaron	G/C	6-1	274	10/28/97	R	Texas State	Dallas, Texas	FA-'20
11	Brown, A.J.	WR	6-1	226	6/30/97	2	Mississippi	Starkville, Miss.	D2-'19
21	Butler, Malcolm	CB	5-11	190	3/2/90	7	West Alabama	Vicksburg, Miss.	UFA (NE)-'18
31	Byard, Kevin	S	5-11	212	8/17/93	5	Middle Tennessee State	Lithonia, Ga.	D3-'16
94	Crawford, Jack	DL	6-5	274	9/7/88	9	Penn State	London, United Kingdom	UFA (ATL)-'20
84	Davis, Corey	WR	6-3	209	1/11/95	4	Western Michigan	Wheaton, Ill.	D1a-'17
64	Davis, Nate	OL	6-3	316	9/23/96	2	Charlotte	Ashburn, Va.	D3-'19
92	Dickerson, Matt	DE	6-5	292	11/9/95	3	UCLA	San Mateo, Calif.	FA-'18
75	Douglas, Jamil	G/C	6-4	309	2/28/92	3	Arizona State	Cypress, Calif.	FA-'18
49	Dzubnar, Nick	LB	6-1	240	8/15/91	6	Cal Poly - San Luis Obispo	Mission Viejo, Calif.	UFA (LAC)-'20
54	Evans, Rashaan	LB	6-2	232	11/8/95	3	Alabama	Auburn, Ala.	D1-'18
86	Firkser, Anthony	TE	6-2	246	2/19/95	3	Harvard	Manalapan, N.J.	FA-'18
45	Foreman, D'Onta	RB	6-1	236	4/24/96	3	Texas	Texas City, Texas	FA-'20
3	Gostkowski, Stephen	K	6-1	215	1/28/84	15	Memphis	Madison, Miss.	FA-'20
22	Henry, Derrick	RB	6-3	247	1/4/94	5	Alabama	Yulee, Fla.	D2c-'16
37	Hooker, Amani	DB	5-11	210	6/14/98	2	Iowa	Minneapolis, Minn.	D4-'19
10	Humphries, Adam	WR	5-11	195	6/24/93	6	Clemson	Spartanburg, S.C.	UFA (TB)-'19
25	Jackson, Adoree'	CB	5-11	185	9/18/95	4	Southern California	East St. Louis, Ill.	D1b-'17
60	Jones, Ben	C	6-3	308	7/2/89	9	Georgia	Brent, Ala.	UFA (HOU)-'16
90	Jones, DaQuan	DL	6-4	322	12/27/91	7	Penn State	Johnson City, N.Y.	D4a-'14
46	Kalu, Joshua	DB	6-0	203	8/28/95	2	Nebraska	Houston, Texas	FA-'18
71	Kelly, Dennis	T	6-8	321	1/16/90	9	Purdue	Chicago Heights, Ill.	T (PHI)-'16
CB	Kern, Brett	P	6-2	214	2/17/86	13	Toledo	Grand Island, N.Y.	W (DEN)-'09
33	King II, Desmond	CB	5-10	201	12/14/94	4	Iowa	Detroit, Mich.	T (LAC)-'20
58	Landry III, Harold	OLB	6-2	252	6/5/96	3	Boston College	Spring Lake, N.C.	D2-'18
51	Long Jr., David	LB	5-11	227	10/12/96	2	West Virginia	Cincinnati, Ohio	D6-'19
28	McNichols, Jeremy	RB	5-9	205	12/26/95	1	Boise State	Santa Margarita, Calif.	FA-'20
30	Milton, Chris	CB	5-11	190	9/15/92	5	Georgia Tech	Folkston, Ga.	W (IND)-'19
91	Murchison, Larrell	DL	6-2	297	4/24/97	R	North Carolina State	Elizabethtown, N.C.	D5-'20
47	Overton, Matt	LS	6-1	243	7/6/85	8	Western Washington	Tracy, Calif.	FA-'20
20	Perry, Seniorise	RB	6-0	210	9/19/91	6	Louisville	Summerville, Ga.	FA-'20
85	Pruitt, MyCole	TE	6-2	245	3/24/92	5	Southern Illinois	South Bend, Ind.	FA-'18
72	Quessenberry, David	OL	6-5	310	8/24/90	2	San Jose State	La Jolla, Calif.	FA-'18
14	Raymond, Kalif	WR	5-8	182	8/8/94	3	Holy Cross	Lawrenceville, Ga.	FA-'18
50	Roberson, Derick	OLB	6-3	250	11/15/95	2	Sam Houston State	San Antonio, Texas	FA-'19
76	Saffold III, Rodger	G	6-5	325	6/6/88	11	Indiana	Bedford, Ohio	UFA (LAR)-'19
98	Simmons, Jeffery	DT	6-4	305	7/28/97	2	Mississippi State	Macon, Miss.	D1-'19
81	Smith, Jonnu	TE	6-3	248	8/22/95	4	Florida International	Ocala, Fla.	D3b-'17
23	Smith, Tye	CB	6-0	195	5/3/93	5	Towson	Raleigh, N.C.	FA-'17
87	Swaim, Geoff	TE	6-4	260	9/16/93	6	Texas	Chico, Calif.	FA-'20
17	Tannehill, Ryan	QB	6-4	217	7/27/88	9	Texas A&M	Big Spring, Texas	T (MIA)-'19
93	Tart, Teair	DT	6-2	304	2/28/97	R	Florida International	Philadelphia, Pa.	FA-'20
24	Vaccaro, Kenny	S	6-0	214	2/15/91	8	Texas	Brownwood, Texas	FA-'18
15	Westbrook-Ikhine, Nick	WR	6-2	211	3/21/97	R	Indiana	Lake Mary, Fla.	FA-'20
79	Wilson, Isaiah	T	6-6	350	2/12/99	R	Georgia	Brooklyn, N.Y.	D1-'20
5	Woodside, Logan	QB	6-1	213	1/27/95	1	Toledo	Frankfort, Ky.	FA-'19
<b>PRACTICE SQUAD (15):</b>									
73	Adams, Paul	T	6-5	315	5/17/95	1	Missouri	Nashville, Tenn.	FA-'20
95	Brown, Miles	DL	6-2	320	9/4/97	2	Wofford	Cheverly, Md.	FA-'20
53	Compton, Will	LB	6-1	235	9/19/89	7	Nebraska	Bonne Terre, Mo.	FA-'20
12	Daniel, Trevor	P	6-1	231	12/8/94	2	Tennessee	Dickson, Tenn.	FA-'20
83	Hesse, Parker	TE	6-3	261	5/26/95	1	Iowa	Waukon, Iowa	FA-'20
16	Hollister, Cody	WR	6-4	216	11/18/93	3	Arkansas	Bend, Ore.	FA-'19
89	Hudson, Tommy	TE	6-3	255	2/22/97	R	Arizona State	San Jose, Calif.	FA-'20
66	Kemp, Brandon	T	6-6	317	1/18/97	R	Valdosta State	Atlanta, Ga.	FA-'20
4	Kizer, DeShone	QB	6-4	235	1/3/96	4	Notre Dame	Toledo, Ohio	FA-'20
52	Munyer, Daniel	C	6-1	305	3/4/92	3	Colorado	Harbor City, Calif.	FA-'19
78	Newhouse, Marshall	T	6-4	330	9/29/88	11	Texas Christian	Dallas, Texas	FA-'20
57	Ray, Wyatt	OLB	6-3	255	10/24/96	1	Boston College	Boca Raton, Fla.	FA-'20
80	Rogers, Chester	WR	6-0	184	1/12/94	5	Grambling State	Huntsville, Ala.	FA-'20
59	Skipper, Tuzar	OLB	6-3	246	6/5/95	2	Toledo	Norwich, Conn.	FA-'20
2	Sloman, Sam	K	5-8	205	9/19/97	R	Miami (Ohio)	Rosewell, Ga.	FA-'20
<b>RESERVE/COVID-19 (1):</b>									
35	Jackson, Chris	DB	5-10	193	4/13/98	R	Marshall	Tallahassee, Fla.	D7b-'20
<b>RESERVE/INJURED (8):</b>									
55	Brown, Jayon	LB	6-0	226	2/26/95	4	UCLA	Long Beach, Calif.	D5-'17
99	Clowney, Jadeveon	OLB	6-5	255	2/14/93	7	South Carolina	Rock Hill, S.C.	FA-'20
29	Cruikshank, Dane	DB	6-1	209	4/27/95	3	Arizona	Chino Hills, Calif.	D5-'18
32	Evans, Darrynton	RB	5-10	203	7/9/98	R	Appalachian State	Oak Hill, Fla.	D3-'20
26	Fulton, Kristian	CB	5-11	197	9/3/98	R	Louisiana State	New Orleans, La.	D2-'20
77	Lewan, Taylor	T	6-7	309	7/22/91	7	Michigan	Cave Creek, Ariz.	D1-'14
36	Orr, Kareem	CB	5-11	195	1/2/97	1	Chattanooga	Chattanooga, Tenn.	FA-'19
70	Sambrailo, Ty	T	6-5	311	3/10/92	6	Colorado State	Watsonville, Calif.	FA-'20
<b>PRACTICE SQUAD/INJURED (1):</b>									
7	McCann, Tucker	K	6-0	218	11/10/97	R	Missouri	O'Fallon, Ill.	FA-'20
<b>RESERVE/VOLUNTARY OPT-OUT (1):</b>									
61	McKinney, Anthony	T	6-7	316	10/25/97	R	Texas Christian	Rockford, Ill.	FA-'20

Active Roster Count: 50 As of Nov. 30, 2020

**HEAD COACH: MIKE VRABEL**

**ASSISTANT COACHES:** ARTHUR SMITH (offensive coordinator), CRAIG AUKERMAN (special teams), BRIAN BELL (strength and conditioning assistant), SCOTT BOOKER (safeties), SHANE BOWEN (outside linebackers), KEITH CARTER (offensive line), RYAN CROW (assistant special teams), TONY DEWS (running backs), TODD DOWNING (tight ends), MATT EDWARDS (defensive assistant), MONDRAY GEE (strength and conditioning assistant), JIM HASLETT (inside linebackers), CHANDLER HENLEY (quality control), ZAK KUHR (defensive quality control), ANTHONY MIDGET (secondary), ROB MOORE (wide receivers), PAT O'HARA (quarterbacks), FRANK PIRAINO (strength and conditioning), LUKE STECKEL (offensive assistant), MIKE SULLIVAN (assistant offensive line), TERRELL WILLIAMS (defensive line)

GAME PREVIEW

TEAM NOTES

PLAYER NOTES

MEDIA

STATISTICS

ROSTERS



## TENNESSEE TITANS NUMERICAL ROSTER

NO.	NAME	POS.	HT.	WT.	AGE	EXP.	COLLEGE	HOMETOWN	ACQUIRED
3	Stephen Gostkowski	K	6-1	215	36	15	Memphis	Madison, Miss.	FA-'20
5	Logan Woodside	QB	6-1	213	25	1	Toledo	Frankfort, Ky.	FA-'19
6	Brett Kern	P	6-2	214	34	13	Toledo	Grand Island, N.Y.	W (DEN)-'09
10	Adam Humphries	WR	5-11	195	27	6	Clemson	Spartanburg, S.C.	UFA (TB)-'19
11	A.J. Brown	WR	6-1	226	23	2	Mississippi	Starkville, Miss.	D2-'19
13	Cameron Batson	WR	5-8	175	24	3	Texas Tech	Oklahoma City, Okla.	FA-'18
14	Kalif Raymond	WR	5-8	182	26	3	Holy Cross	Lawrenceville, Ga.	FA-'18
15	Nick Westbrook-Ikhine	WR	6-2	211	23	R	Indiana	Lake Mary, Fla.	FA-'20
17	Ryan Tannehill	QB	6-4	217	32	9	Texas A&M	Big Spring, Texas	T (MIA)-'19
20	Senorise Perry	RB	6-0	210	29	6	Louisville	Summerville, Ga.	FA-'20
21	Malcolm Butler	CB	5-11	190	30	7	West Alabama	Vicksburg, Miss.	UFA (NE)-'18
22	Derrick Henry	RB	6-3	247	26	5	Alabama	Yulee, Fla.	D2c-'16
23	Tye Smith	CB	6-0	195	27	5	Towson	Raleigh, N.C.	FA-'17
24	Kenny Vaccaro	S	6-0	214	29	8	Texas	Brownwood, Texas	FA-'18
25	Adoree' Jackson	CB	5-10	186	25	4	Southern California	East St. Louis, Ill.	D1b-'17
28	Jeremy McNichols	RB	5-9	205	24	1	Boise State	Santa Margarita, Calif.	FA-'20
30	Chris Milton	CB	5-11	190	28	5	Georgia Tech	Folkston, Ga.	W (IND)-'19
31	Kevin Byard	S	5-11	212	27	5	Middle Tennessee State	Lithonia, Ga.	D3-'16
33	Desmond King II	CB	5-10	201	25	4	Iowa	Detroit, Mich.	T (LAC)-'20
37	Amani Hooker	DB	5-11	210	22	2	Iowa	Minneapolis, Minn.	D4-'19
39	Breon Borders	CB	6-0	189	25	2	Duke	Statesville, N.C.	FA-'20
41	Khari Blasingame	FB/RB	6-0	233	24	2	Vanderbilt	New Market, Ala.	FA-'19
45	D'Onta Foreman	RB	6-1	236	24	3	Texas	Texas City, Texas	FA-'20
46	Joshua Kalu	DB	6-0	203	25	2	Nebraska	Houston, Texas	FA-'18
47	Matt Overton	LS	6-1	243	35	8	Western Washington	Tracy, Calif.	FA-'20
49	Nick Dzubnar	LB	6-1	240	29	6	Cal Poly - San Luis Obispo	Mission Viejo, Calif.	UFA (LAC)-'20
50	Derick Roberson	OLB	6-3	250	25	2	Sam Houston State	San Antonio, Texas	FA-'19
51	David Long Jr.	LB	5-11	227	24	2	West Virginia	Cincinnati, Ohio	D6-'19
54	Rashaan Evans	LB	6-2	232	25	3	Alabama	Auburn, Ala.	D1-'18
56	Daren Bates	LB	5-11	225	30	8	Auburn	Olive Branch, Miss.	FA-'20
58	Harold Landry III	OLB	6-2	252	24	3	Boston College	Spring Lake, N.C.	D2-'18
60	Ben Jones	C	6-3	308	31	9	Georgia	Brent, Ala.	UFA (HOU)-'16
62	Aaron Brewer	G/C	6-1	274	23	R	Texas State	Dallas, Texas	FA-'20
64	Nate Davis	OL	6-3	316	24	2	Charlotte	Ashburn, Va.	D3-'19
71	Dennis Kelly	T	6-8	321	30	9	Purdue	Chicago Heights, Ill.	T (PHI)-'16
72	David Quessenberry	OL	6-5	305	30	2	San Jose State	La Jolla, Calif.	FA-'18
75	Jamil Douglas	G/C	6-4	309	28	3	Arizona State	Cypress, Calif.	FA-'18
76	Rodger Saffold III	G	6-5	325	32	11	Indiana	Bedford, Ohio	UFA (LAR)-'19
79	Isaiah Wilson	T	6-6	350	21	R	Georgia	Brooklyn, N.Y.	D1-'20
81	Jonnu Smith	TE	6-3	248	25	4	Florida International	Ocala, Fla.	D3b-'17
84	Corey Davis	WR	6-3	209	25	4	Western Michigan	Wheaton, Ill.	D1a-'17
85	MyCole Pruitt	TE	6-2	245	28	5	Southern Illinois	South Bend, Ind.	FA-'18
86	Anthony Firkser	TE	6-2	246	25	3	Harvard	Manalapan, N.J.	FA-'18
87	Geoff Swaim	TE	6-4	260	27	6	Texas	Chico, Calif.	FA-'20
90	DaQuan Jones	DL	6-4	322	28	7	Penn State	Johnson City, N.Y.	D4a-'14
91	Larrell Murchison	DL	6-2	297	23	R	North Carolina State	Elizabethtown, N.C.	D5-'20
92	Matt Dickerson	DE	6-5	292	25	3	UCLA	San Mateo, Calif.	FA-'18
93	Teair Tart	DT	6-2	304	23	R	Florida International	Philadelphia, Pa.	FA-'20
94	Jack Crawford	DL	6-5	274	32	9	Penn State	London, United Kingdom	UFA (ATL)-'20
98	Jeffery Simmons	DT	6-4	305	23	2	Mississippi State	Macon, Miss.	D1-'19
<b>PRACTICE SQUAD (15):</b>									
2	Sam Sloman	K	5-8	205	23	R	Miami (Ohio)	Rosewell, Ga.	FA-'20
4	DeShone Kizer	QB	6-4	235	24	4	Notre Dame	Toledo, Ohio	FA-'20
12	Trevor Daniel	P	6-1	231	25	2	Tennessee	Dickson, Tenn.	FA-'20
16	Cody Hollister	WR	6-4	216	27	3	Arkansas	Bend, Ore.	FA-'19
52	Daniel Munyer	C	6-1	305	28	3	Colorado	Harbor City, Calif.	FA-'19
53	Will Compton	LB	6-1	235	31	7	Nebraska	Bonne Terre, Mo.	FA-'20
57	Wyatt Ray	OLB	6-3	255	24	1	Boston College	Boca Raton, Fla.	FA-'20
59	Tuzar Skipper	OLB	6-3	246	25	2	Toledo	Norwich, Conn.	FA-'20
66	Brandon Kemp	T	6-6	317	23	R	Valdosta State	Atlanta, Ga.	FA-'20
73	Paul Adams	T	6-5	315	25	1	Missouri	Nashville, Tenn.	FA-'20
78	Marshall Newhouse	T	6-4	330	32	11	Texas Christian	Dallas, Texas	FA-'20
80	Chester Rogers	WR	6-0	184	26	5	Grambling State	Huntsville, Ala.	FA-'20
83	Parker Hesse	TE	6-3	261	25	1	Iowa	Waukon, Iowa	FA-'20
89	Tommy Hudson	TE	6-3	255	23	R	Arizona State	San Jose, Calif.	FA-'20
95	Miles Brown	DL	6-2	320	23	2	Wofford	Cheverly, Md.	FA-'20
<b>RESERVE/COVID-19 (1):</b>									
35	Chris Jackson	DB	5-10	193	22	R	Marshall	Tallahassee, Fla.	D7b-'20
<b>RESERVE/INJURED (8):</b>									
26	Kristian Fulton	CB	5-11	197	22	R	Louisiana State	New Orleans, La.	D2-'20
29	Dane Cruikshank	DB	6-1	209	25	3	Arizona	Chino Hills, Calif.	D5-'18
32	Darrynton Evans	RB	5-10	203	22	R	Appalachian State	Oak Hill, Fla.	D3-'20
36	Kareem Orr	CB	5-11	195	23	1	Chattanooga	Chattanooga, Tenn.	FA-'19
55	Jayon Brown	LB	6-0	226	25	4	UCLA	Long Beach, Calif.	D5-'17
70	Ty Sambrailo	T	6-5	311	28	6	Colorado State	Watsonville, Calif.	FA-'20
77	Taylor Lewan	T	6-7	309	29	7	Michigan	Cave Creek, Ariz.	D1-'14
99	Jadeveon Clowney	OLB	6-5	255	27	7	South Carolina	Rock Hill, S.C.	FA-'20
<b>PRACTICE SQUAD/INJURED (1):</b>									
7	Tucker McCann	K	6-0	218	23	R	Missouri	O'Fallon, Ill.	FA-'20
<b>RESERVE/VOLUNTARY OPT-OUT (1):</b>									
61	Anthony McKinney	T	6-7	316	23	R	Texas Christian	Rockford, Ill.	FA-'20

Active Roster Count: 50

As of Nov. 30, 2020

**HEAD COACH: MIKE VRABEL**

**ASSISTANT COACHES:** ARTHUR SMITH (offensive coordinator), CRAIG AUKERMAN (special teams), BRIAN BELL (strength and conditioning assistant), SCOTT BOOKER (safeties), SHANE BOWEN (outside linebackers), KEITH CARTER (offensive line), RYAN CROW (assistant special teams), TONY DEWS (running backs), TODD DOWNING (tight ends), MATT EDWARDS (defensive assistant), MONDRAY GEE (strength and conditioning assistant), JIM HASLETT (inside linebackers), CHANDLER HENLEY (quality control), ZAK KUHR (defensive quality control), ANTHONY MIDGET (secondary), ROB MOORE (wide receivers), PAT O'HARA (quarterbacks), FRANK PIRAINO (strength and conditioning), LUKE STECKEL (offensive assistant), MIKE SULLIVAN (assistant offensive line), TERRELL WILLIAMS (defensive line)

**HOW ACQUIRED KEY:** FA (free agent), UFA (unrestricted free agent), RFA (restricted free agent), D (draft pick), W (waivers), T (trade)



TENNESSEE  
**TITANS**

**MIKE VRABEL**  
**TRANSCRIPT**



# HEAD COACH MIKE VRABEL PRESS CONFERENCE TRANSCRIPT

## Monday, November 30, 2020

### ***(on the challenge and opportunity of potentially adding another win in Week 12)***

It's about getting back and physically resetting, trying to carryover and play with the confidence in the things that we're doing well, and build momentum through the week. Prepare for a new opponent, one that we don't know as much about because of the new coaching staff and the time in which we played this team last. This is a talented team, excellent running the football, number one in the league in running the football. They're really good on both sides of the ball in the red zone. There's a lot of things that we're going to have to be prepared for, and hopefully we can build off of the things that we've done well in the last two weeks.

### ***(on working from home on Monday and Tuesday due to the new COVID-19 protocols and how that will affect Wednesday in the facility)***

I would imagine that Wednesday is going to be exactly like it was last Wednesday, that we'll operate our meetings in the bubble, that we'll have grab and go meals. We'll operate with two locker rooms. We'll operate with two weight rooms with no more than 10 players in there at a time. We'll make sure that everybody's wearing masks and face coverings when they get treatment, and while they're in the meetings. That's what we've done. As far as working from home, the process hasn't changed. We're trying to prepare for Cleveland. Met with Jon (Robinson) and Todd (Toriscelli) about the roster, and then keep getting ready and be able to get these guys back here on Wednesday and to operate with whatever the league tells us is best and safest for our players.

### ***(on managing running back Derrick Henry's carries to prevent a drop off in production next season)***

We play Nick Chubb and Kareem Hunt this week. I don't even remember Jamal Anderson, or whoever you referenced. Oh, Larry Johnson? We're just trying to get ready for the Cleveland Browns and that's what our focus is.

### ***(on players having a dip in production later on if they have a high volume of carries and managing that with Derrick Henry)***

Got to try to prepare to beat the Cleveland Browns this week.

### ***(on the benefit of dealing with a COVID-19 outbreak earlier in the season instead of now)***

No. I don't want that to ever come across as like, 'Oh, we're going to get something over with.' What we dealt with was unfortunate, and we handled it the best that we felt like we could. Every team is different. Every situation is different. I'm proud of the fact that the past few cases that we had were isolated with zero close contacts, and that's a testament to our players, our staff. One of our team leaders, a guy that I have a lot of respect for, was in the locker room yesterday and reminding guys as they were excited to put their mask on, Rodger Saffold. Everybody's aware of it and it takes a group effort because as you can see these close contacts can set you back and force players to not be available.

### ***(on if linebacker David Long Jr. has improved in practice to earn playing time or if his skillset is needed to replace linebacker Jayon Brown)***

I think it's a combination of a few things. His ability to continue to improve, and when you play behind a good player, somebody that's playing a lot of snaps for you, it's signal caller on defense, it's sometimes hard to create opportunities. I think David (Long) will be prepared, and again will be a large part of what we do going forward and it was good to see him back out there. He should have a great week of practice this week and help us against the Browns.

### ***(on David Long Jr. calling plays for the defense)***

I don't have access to that type of technology, so I can only go by what I saw. It looked like he was trying to communicate and get the call. It wasn't an issue, if that's what you mean, but I don't know what it sounds like when he gives a call, just like you wouldn't. I'm standing on the sidelines.

### ***(on rotating David Long Jr. and linebacker Will Compton in as defensive playcallers)***

We didn't have access to David (Long) on the practice field until Saturday, which is a walkthrough, and a flight to Indy. We had met with him throughout the week, but that's a tall task having been away. Physically, what he was going to look like after passing through the cardiovascular ramp up. I think it was a good start. I thought he was prepared, and I thought both of those guys knew what we were trying to do and get done in the gameplan.

### ***(on keeping quarterback DeShone Kizer away from the team in the 'designated survivor' role)***

The plan would be to try to keep him as safe and everybody else as safe as possible. He'll continue to probably Zoom meet and then get a workout in after practice after guys go back in.

***(on if the larger practice squad and shorter injured reserve timeline has provided better football and should remain after this season)***

I don't know if it's made for better football. I think it's allowed us to operate the roster and move guys around when you need some pieces with dealing with injuries that occur and dealing with time lost due to COVID.

***(on offensive coordinator Arthur Smith scripting touchdown drives on three consecutive opening possessions)***

Listen guys, three weeks ago Arthur (Smith) stunk. We couldn't gain any yards against Chicago. We couldn't get any yards against somebody else. It goes up and down. One week we're going to stink and this guy sucks and then I suck. We're trying to stay consistent as possible, continue to improve, everybody work together, come together with a gameplan, try to make sure that the players understand it, try to make sure that they know what the keys are, show them the keys, have some answers if things look a little different during the game, and that's what I was proud of, the guys, everybody with the coaches and the players especially yesterday, is that they knew the plan. They understood what the keys were and then when there were adjustments that needed to be made, we were able to make. We played much better on special teams. Those guys were ready for that challenge. We were able to protect our punter, our kicker. We're able to get some return yards. We covered kicks well. Brett (Kern) kicked the ball well. Stephen (Gostkowski) made all his kicks. Offensively, we handled the movement. I thought we wore them down, which we were trying to do, running the football and being physical. I thought we were ready for them defensively, going fast and operating with a veteran quarterback that wants to be on the ball and move pieces around, get them in what they think is the best play, we did that better. We affected the quarterback better than we did in 17, 18 days ago. That's really all we're trying to do, and it's not about one person and Derrick Henry. There's a lot a lot of yards that were made because guys were blocking and finishing and trying to get him extra yards. Quarterback was only hit twice, so that's a testament to the protection and Jeremy (McNichols) when he had to step in there and block on third down. That's really what the question is and so you can ask me anything you want to ask me, but it's going to depend on the week. It's three weeks ago, it's this guy stinks and this guy's awful. We're going to try to improve and keep working.

***(on scripted drives)***

And then I answered what I felt like I wanted to answer your question to.

***(on the players having increased focus and intensity in the later part of the season)***

I don't think intensity level. I don't think intensity. I think maybe the approach to practice and understanding what it is that we need to do each week, and how we have to work and operate and function as a unit. I think the team is grasping a hold of the complementary football and how strong that can be when we get some return yards, or we pin them back, or we get a stop in two minute and are able to score it at the end of the half. You hear players referencing our ability to get turnovers and turn them into points, pin them inside the 10 or 20-yard line. I think that's just an overall – and you hear them talk about it after the game, and what it looks like and how we want to play the game.

***(on safety Kevin Byard's frustration in not making big plays and if his responsibilities on defense have changed)***

Not being asked to do anything that we haven't asked anybody on the rest of the defense to do anything. Every year is different. Every week is different. Sometimes you get the opportunities and you make the most of them, and then one game it might not happen. We're focused on how we can continue to improve as a unit, which I think we have. Whoever's making those plays, whoever's getting those sacks, as long as it's coordinated and everybody's sound, we're all doing our job. That's what I'm concerned about. I think we need to try to focus on creating some of those turnovers and looking at those opportunities to where we can get the football out. We did have some opportunities yesterday to intercept the football. We had two guys really, basically have an interception that didn't end up with but they're breaking on the football, and Breon (Borders) dropped one and he came back and got another one. But we still have to continue to focus on that and being a defense that's trying to get the football. We've done a great job of taking care of it offensively and at times gotten it away from the other team, which has helped us.

***(on the effectiveness of using 12 and 13 personnel groupings to be more physical)***

I think that those multiple tight end groupings is something that we've done. I think we like those guys. I think we like what Khari (Blasingame) does. I think we like some of those guys' versatility in what we can do. You can be physical in 11 personnel. You can be physical in 22. I think it just matters the mindset and the players out there that are operating. We do a good job of mixing it up and trying to mix personnel as we operate through the game and see what's working. We've always talked about getting into drives, sustaining drives, converting third down so a lot of those plays can complement each other and the formations can complement each other.

***(on the team's focus heightening at this point in the season)***

It's a long season, and so sometimes there's lulls. That's not any kind of excuse, but I think that they realized the position that we're in. We talked extensively about being in a pack a few weeks ago bunched up with quite a few



teams, and this was the time of year that people would invariably separate themselves from the pack one way or the other. All we've done is taken a few steps to put ourselves in a position to continue to play meaningful games here in December.

***(on separating from the pack and moving in the direction he wants the team to go in)***

Show them how each week is so important. It's completely different than the past week and the challenge you may be facing. There's going to be different keys this week. There'll be different things that we'll have to do and the focus that we'll have to have coming off of playing games on the road against Baltimore and Indy, and now, like I said, learning a new team with a new coaching staff.

***(on the standard being higher than inconsistency)***

Absolutely. The standard is high, extremely high. I will continue to try to do a much better job of coaching this team, and being the best coach that I can be, and continue to get these guys to play amazingly.

***(on if wide receiver A.J. Brown's return for a touchdown was so wide open that anyone could do it or if it showcased A.J. Brown's ability to make big plays)***

Nobody touched him. He caught the ball at his waist and ran 40 yards. Again, we trust A.J. (Brown). When you're the ball recovery guy, you have to be willing to go in there and take a take a hit. You can't block all those guys. You want somebody that's willing to go get that football, and he did. He attacked it. We were able to get a couple guys over there to shield guys off and then he was able to end up in the end zone. But I think that those guys that you put out there are guys that you trust to go get the ball with the with the game on the line.

***(on being the hunted instead of the hunters at this point in the season)***

Every year is different. Every week, whether you're 6-5 or 8-3, I'd say that it comes down to how you play. It comes down to how you play each week. I don't ever look at it as like people, or you're the hunted, or your hunt. Hopefully we're going out there with an attitude that we're going to we're going to be hunting every single week, regardless of what our record is.



TENNESSEE  
**TITANS**

**GAME-BY-GAME  
STATISTICS**



2020 TENNESSEE TITANS GAME-BY-GAME OFFENSE

	Sept 14 @ Den	Sept 20 Jax	Sept 27 @ Min	Oct 13 Buf	Oct 18 Hou	Oct 25 Pit	Nov 1 @ Cin	Nov 8 Chi	Nov 12 Ind	Nov 22 @ Bal	Nov 29 @ Ind	Dec 6 Cle	Dec 13 @ Jax	Dec 19/20 Det	Dec 27 @ GB	Jan 3 @ Hou	2020 Totals
<b>Points</b>	16	33	31	42	42	24	20	24	17	30	45						324
1st Qtr	0	14	6	7	14	0	0	3	7	7	14						72
2nd Qtr	7	10	3	14	7	7	7	7	10	3	21						96
3rd Qtr	0	6	16	7	0	10	0	7	0	3	3						52
4th Qtr	9	3	6	14	15	7	13	7	0	11	7						92
Overtime	0	0	0	0	6	0	0	0	0	6	0						12
TDs (Ru-P-Ret)	0-2-0	0-4-0	2-0-0	3-3-0	2-4-0	1-2-0	1-2-0	0-2-1	1-1-0	1-2-0	4-1-1						15-23-2
PATs (M/A)	1-2	3-4	1-1	6-6	4-4	3-3	2-2	3-3	2-2	1-1	6-6						32-34
2PT Convs (M/A)	0-0	0-0	0-1	0-0	1-1	0-0	0-1	0-0	0-0	1-1	0-0						2-4
FGs (M/A)	1-4	2-2	6-6	0-0	0-2	1-2	0-1	1-1	1-2	3-3	1-1						16-24
Safeties	0	0	0	0	0	0	0	0	0	0	0						0
<b>First Downs</b>	26	23	23	25	31	15	27	11	25	26	28						260
Rushing	6	7	10	9	9	5	12	4	9	8	16						95
Passing	17	12	13	14	20	8	13	7	9	16	9						138
Penalty	3	4	0	2	2	2	2	0	7	2	3						27
<b>3rd Down Conv (M/A)</b>	7-16	7-11	3-13	6-10	6-10	5-13	5-9	6-15	3-10	5-12	5-12						58-131
3rd Down Conv Pct	43.75%	63.64%	23.08%	60.00%	60.00%	38.46%	55.56%	40.00%	30.00%	41.67%	41.67%						44.27%
<b>4th Down Conv (M/A)</b>	1-1	0-0	1-1	1-1	0-0	0-1	1-1	0-0	0-1	1-1	1-1						6-8
4th Down Conv Pct	100.00%	0.00%	100.00%	100.00%	0.00%	0.00%	100.00%	0.00%	0.00%	100.00%	100.00%						75.00%
<b>Red Zone Conv (M/A)</b>	2-3	4-4	2-4	6-6	4-6	2-2	3-4	1-1	2-4	2-5	4-5						32-44
Red Zone Conv Pct	66.67%	100.00%	50.00%	100.00%	66.67%	100.00%	75.00%	100.00%	50.00%	40.00%	80.00%						72.73%
<b>Goal to Go Conv (M/A)</b>	2-2	1-1	2-2	4-4	3-3	2-2	2-3	1-1	2-2	1-2	2-2						22-24
Goal to Go Conv Pct	100.00%	100.00%	100.00%	100.00%	100.00%	100.00%	66.67%	100.00%	100.00%	50.00%	100.00%						91.67%
<b>Total Net Yards</b>	377	354	444	334	601	292	441	228	294	423	449						4243
Total Off. Plays	78	59	73	62	70	56	60	55	60	68	68						709
Avg. Gain Per Play	4.8	6.0	6.1	5.4	8.6	5.2	7.4	4.1	4.9	6.2	6.6						6.0
<b>Net Yards Rushing</b>	130	123	134	139	263	82	218	92	157	173	229						1740
Total Rushing Plays	34	34	35	34	27	23	29	31	32	34	45						357
Avg. Gain Per Rush	3.8	3.6	3.8	4.1	9.7	3.6	7.5	3.0	4.9	5.1	5.1						4.9
<b>Net Yards Passing</b>	247	231	310	195	338	210	223	136	137	250	220						2503
Times Sacked	1	1	1	0	2	2	1	3	1	2	1						16
Yards Lost on Sacks	2	8	11	0	26	10	10	22	10	16	1						112
Gross Yards Passing	249	239	321	195	364	220	233	158	147	266	221						2615
Pass Attempts	43	24	37	28	41	31	30	21	27	32	22						336
Pass Completions	29	18	23	21	30	18	18	10	15	23	13						218
Completion Pct	67.44%	75.00%	62.16%	75.00%	73.17%	58.06%	60.00%	47.62%	55.56%	71.88%	59.09%						64.88%
Avg. Gain Per Pass	5.6	9.2	8.2	7.0	7.9	6.4	7.2	5.7	4.9	7.4	9.6						7.1
Interceptions	0	0	1	0	1	0	1	0	0	1	0						4
<b>Fumbles / Fum. Lost</b>	0-0	0-0	2-0	0-0	1-1	1-0	0-0	0-0	0-0	3-0	0-0						7-1
<b>Penalties</b>	5	4	4	6	7	7	7	6	3	4	9						62
Penalty Yards	37	30	45	46	73	73	68	57	30	44	63						566
<b>Punts</b>	4	3	3	3	1	4	2	8	3	2	4						37
Gross Punting Average	51.0	40.7	47.7	42.7	54.0	60.5	36.0	50.5	21.3	46.5	40.0						45.6
Touchbacks	0	0	1	0	0	0	1	1	0	0	0						3
Inside20	2	3	1	3	0	1	1	0	0	0	4						15
Punts Blocked	0	0	0	0	0	0	0	0	1	0	0						1
Net Punting Average	47.0	40.7	41.0	43.0	54.0	39.8	26.0	40.0	21.3	43.0	40.0						39.4
<b>Punt Returns</b>	3	1	2	2	3	1	1	3	1	0	4						21
Punt Return Yards	19	0	5	40	20	5	3	49	2	0	52						195
Punt Return Avg.	6.3	0.0	2.5	20.0	6.7	5.0	3.0	16.3	2.0	0.0	13.0						9.3
Fair Catches	1	0	1	0	0	1	0	2	0	2	1						8
<b>Kickoff Returns</b>	1	4	1	2	3	3	2	2	2	3	2						25
Kickoff Return Yards	19	54	30	35	63	43	30	37	60	47	60						478
Kickoff Return Avg.	19.0	13.5	30.0	17.5	21.0	14.3	15.0	18.5	30.0	15.7	30.0						19.1
<b>Time of Possession</b>	32:40	26:38	31:32	27:36	31:50	23:23	24:03	26:06	28:42	33:33	35:33						28:53
Turnover Ratio	+1	+2	+2	+3	-2	+3	-1	+2	0	0	+1						+11

2020 TENNESSEE TITANS GAME-BY-GAME DEFENSE

	Sept 14 @ Den	Sept 20 Jax	Sept 27 @ Min	Oct 13 Buf	Oct 18 Hou	Oct 25 Pit	Nov 1 @ Cin	Nov 8 Chi	Nov 12 Ind	Nov 22 @ Bal	Nov 29 @ Ind	Dec 6 Cle	Dec 13 @ Jax	Dec 19/20 Det	Dec 27 @ GB	Jan 3 @ Hou	2020 Totals
<b>Points</b>	14	30	30	16	36	27	31	17	34	30	26						285
1st Qtr	7	7	7	7	0	7	3	0	3	7	7						51
2nd Qtr	0	3	10	3	10	17	14	0	10	3	7						85
3rd Qtr	0	7	7	0	13	3	0	0	14	3	0						51
4th Qtr	7	13	6	6	13	0	14	17	7	11	12						98
Overtime	0	0	0	0	0	0	0	0	0	6	0						0
TDs (Ru-P-Ret)	1-1-0	1-3-0	1-3-0	0-2-0	1-4-0	1-2-0	2-2-0	0-2-0	2-1-1	1-2-0	2-2-0						12-23-1
PATs (M/A)	2-2	3-4	3-3	1-1	3-4	3-3	4-4	2-2	4-4	1-1	2-2						28-30
2PT Convs (M/A)	0-0	0-0	0-1	0-1	0-1	0-0	0-0	0-0	0-0	1-1	0-2						1-6
FGs (M/A)	0-0	1-1	1-2	1-1	1-1	2-2	1-1	1-1	2-2	3-3	0-0						13-14
Safeties	0	0	0	0	0	0	0	0	0	0	0						0
<b>First Downs</b>	19	30	22	23	25	23	27	22	26	26	27						265
Rushing	6	9	10	7	6	6	7	2	11	8	6						79
Passing	12	20	11	16	17	15	16	17	14	16	17						164
Penalty	1	1	1	0	2	2	4	3	1	2	4						22
<b>3rd Down Conv (M/A)</b>	3-9	10-14	4-10	13-17	7-14	13-18	10-15	2-15	4-12	5-12	5-13						80-152
3rd Down Conv Pct	33.33%	71.43%	40.00%	76.47%	50.00%	72.22%	66.67%	13.33%	33.33%	41.67%	38.46%						52.63%
<b>4th Down Conv (M/A)</b>	0-1	1-1	0-1	0-0	3-3	0-0	1-1	3-4	3-5	1-1	1-2						12-18
4th Down Conv Pct	0.00%	100.00%	0.00%	0.00%	100.00%	0.00%	100.00%	75.00%	60.00%	100.00%	50.00%						66.67%
<b>Red Zone Conv (M/A)</b>	2-3	4-5	2-2	2-2	4-4	3-5	4-5	2-3	3-6	2-5	4-4						31-43
Red Zone Conv Pct	66.67%	80.00%	100.00%	100.00%	100.00%	60.00%	80.00%	66.67%	50.00%	40.00%	100.00%						72.09%
<b>Goal to Go Conv (M/A)</b>	1-2	1-1	1-1	0-0	4-4	2-2	2-2	2-3	1-2	1-2	3-3						17-21
Goal to Go Conv Pct	50.00%	100.00%	100.00%	0.00%	100.00%	100.00%	100.00%	66.67%	50.00%	50.00%	100.00%						80.95%
<b>Total Net Yards</b>	323	480	464	370	412	362	367	375	430	423	336						4225
Total Off. Plays	59	74	62	69	67	74	69	75	69	68	67						748
Avg. Gain Per Play	5.5	6.5	7.5	5.4	6.1	4.9	5.3	5.0	6.2	6.2	5.0						5.6
<b>Net Yards Rushing</b>	107	165	226	95	92	94	118	56	133	173	56						1271
Total Rushing Plays	26	27	33	22	27	25	32	20	29	34	21						295
Avg. Gain Per Rush	4.1	6.1	6.8	4.3	3.4	3.8	3.7	2.8	4.6	5.1	2.7						4.3
<b>Net Yards Passing</b>	216	315	238	275	320	268	249	319	297	250	280						2954
Times Sacked	0	2	2	1	2	0	0	3	1	2	2						14
Yards Lost on Sacks	0	24	13	10	15	0	0	16	11	16	15						113
Gross Yards Passing	216	339	251	285	335	268	249	335	308	266	295						3067
Pass Attempts	33	45	27	46	38	49	37	52	39	32	44						439
Pass Completions	22	30	16	29	28	32	26	36	29	23	24						289
Completion Pct	66.67%	66.67%	59.26%	63.04%	73.68%	65.31%	70.27%	69.23%	74.36%	71.88%	54.55%						65.83%
Avg. Gain Per Pass	6.5	6.7	8.2	5.9	8.0	5.5	6.7	5.8	7.4	7.4	6.1						6.5
Interceptions	0	2	2	2	0	3	0	0	0	1	1						11
<b>Fumbles / Fum. Lost</b>	4-1	2-0	2-1	2-1	0-0	2-0	1-0	3-2	0-0	3-0	0-0						16-5
<b>Penalties</b>	5	8	3	10	4	8	7	5	9	4	6						71
PenaltyYards	56	60	20	56	46	69	45	35	73	44	50						591
<b>Punts</b>	5	2	3	2	4	2	3	6	1	2	5						36
Gross Punting Average	48.8	40.0	44.0	64.0	52.3	50.0	43.3	49.7	46.0	46.5	50.8						48.5
Touchbacks	0	0	0	0	1	0	0	1	0	0	0						2
Inside20	3	1	1	1	1	2	2	2	1	0	1						16
Punts Blocked	0	0	0	0	0	0	0	0	0	0	0						0
Net Punting Average	45.0	40.0	42.3	44.0	42.3	47.5	42.3	38.2	44.0	43.0	40.4						42.0
<b>Punt Returns</b>	2	1	0	1	1	3	0	6	0	0	0						15
Punt Return Yards	16	0	0	-1	0	83	0	64	0	0	0						169
Punt Return Avg.	8.0	0.0	0.0	-1.0	0.0	27.7	0.0	10.7	0.0	0.0	0.0						11.3
Fair Catches	1	1	2	1	0	1	1	0	1	2	2						11
<b>Kickoff Returns</b>	0	1	2	6	2	1	4	3	3	3	2						26
Kickoff Return Yards	0	0	47	138	39	17	97	53	67	47	49						561
Kickoff Return Avg.	0.0	0.0	23.5	23.0	19.5	17.0	24.3	17.7	22.3	15.7	24.5						21.6
<b>Time of Possession</b>	27:20	33:22	28:28	32:24	31:40	36:37	35:57	33:54	31:18	33:33	24:27						31:07









## 2020 TENNESSEE TITANS INDIVIDUAL GAME-BY-GAME PASSING STATISTICS

RYAN TANNEHILL																
				PASSING												
Date	Opp	W-L	GP / GS	Att	Cmp	Pct	Yds	Yd/Att	TD	TD%	Int	Int%	Lg	Sk	Yds	Rat
Sept 14	@ Den	W	S	43	29	67.4	249	5.8	2	4.7	0	0.0	23	1	2	97.9
Sept 20	Jax	W	S	24	18	75.0	239	10.0	4	16.7	0	0.0	63	1	8	145.7
Sept 27	@ Min	W	S	37	23	62.2	321	8.7	0	0.0	1	2.7	61	1	11	78.8
Oct 13	Buf	W	S	28	21	75.0	195	7.0	3	10.7	0	0.0	20	0	0	129.3
Oct 18	Hou	W	S	41	30	73.2	366	8.9	4	9.8	1	2.4	53	2	22	122.6
Oct 25	Pit	L	S	30	18	60.0	220	7.3	2	6.7	0	0.0	73t	2	10	104.9
Nov 1	@ Cin	L	S	30	18	60.0	233	7.8	2	6.7	1	3.3	27	1	10	92.8
Nov 8	Chi	W	S	21	10	47.6	158	7.5	2	9.5	0	0.0	40	3	22	104.9
Nov 12	Ind	L	S	27	15	55.6	147	5.4	1	3.7	0	0.0	21	1	10	83.4
Nov 22	@ Bal	W	S	31	22	71.0	259	8.4	2	6.5	1	3.2	50	2	16	104.1
Nov 29	@ Ind	W	S	22	13	59.1	221	10.0	1	4.5	0	0.0	69t	1	1	108.3
<b>2020 Totals</b>		<b>8-3</b>	<b>11 / 11</b>	<b>334</b>	<b>217</b>	<b>65.0</b>	<b>2,608</b>	<b>7.8</b>	<b>23</b>	<b>6.9</b>	<b>4</b>	<b>1.2</b>	<b>73t</b>	<b>15</b>	<b>112</b>	<b>106.7</b>

LOGAN WOODSIDE																
				PASSING												
Date	Opp	W-L	GP / GS	Att	Cmp	Pct	Yds	Yd/Att	TD	TD%	Int	Int%	Lg	Sk	Yds	Rat
Sept 14	@ Den	W	DNP	0	0	-	0	-	0	-	0	-	0	0	0	-
Sept 20	Jax	W	DNP	0	0	-	0	-	0	-	0	-	0	0	0	-
Sept 27	@ Min	W	DNP	0	0	-	0	-	0	-	0	-	0	0	0	-
Oct 13	Buf	W	DNP	0	0	-	0	-	0	-	0	-	0	0	0	-
Oct 18	Hou	W	DNP	0	0	-	0	-	0	-	0	-	0	0	0	-
Oct 25	Pit	L	DNP	0	0	-	0	-	0	-	0	-	0	0	0	-
Nov 1	@ Cin	L	DNP	0	0	-	0	-	0	-	0	-	0	0	0	-
Nov 8	Chi	W	DNP	0	0	-	0	-	0	-	0	-	0	0	0	-
Nov 12	Ind	L	p	0	0	-	0	-	0	-	0	-	0	0	0	-
Nov 22	@ Bal	W	p	1	1	100.0	7	7.0	0	0.0	0	0.0	7	0	0	95.8
Nov 29	@ Ind	W	p	0	0	-	0	-	0	-	0	-	0	0	0	-
<b>2020 Totals</b>		<b>8-3</b>	<b>3 / 0</b>	<b>1</b>	<b>1</b>	<b>100.0</b>	<b>7</b>	<b>7.0</b>	<b>0</b>	<b>0.0</b>	<b>0</b>	<b>0.0</b>	<b>7</b>	<b>0</b>	<b>0</b>	<b>95.8</b>

**Other passers:** Brett Kern (1 for 0 yards, incomplete, vs. PIT, 10/25)

## 2020 TENNESSEE TITANS INDIVIDUAL GAME-BY-GAME RUSHING STATISTICS

KHARI BLASINGAME (RB/FB)								DARRYNTON EVANS (RB)							
Date	Opp	GP / GS	RUSHING					Date	Opp	GP / GS	RUSHING				
			Att	Yds	Avg	Lg	TD				Att	Yds	Avg	Lg	TD
Sept 14	@ Den	p	0	0	-	0	0	Sept 14	@ Den	IA	0	0	-	0	0
Sept 20	Jax	S	0	0	-	0	0	Sept 20	Jax	IA	0	0	-	0	0
Sept 27	@ Min	p	0	0	-	0	0	Sept 27	@ Min	p	3	9	3.0	4	0
Oct 13	Buf	R/C	Placed on Reserve/COVID-19 Oct. 5, 2020.					Oct 13	Buf	p	2	12	6.0	9	0
Oct 18	Hou	S	0	0	-	0	0	Oct 18	Hou	IR	Placed on Injured Reserve Oct. 15, 2020.				
Oct 25	Pit	p	0	0	-	0	0								
Nov 1	@ Cin	p	0	0	-	0	0								
Nov 8	Chi	S	0	0	-	0	0								
Nov 12	Ind	S	0	0	-	0	0								
Nov 22	@ Bal	S	0	0	-	0	0								
Nov 29	@ Ind	S	0	0	-	0	0								
<b>2020 Totals</b>	<b>10 / 6</b>		<b>0</b>	<b>0</b>	<b>-</b>	<b>0</b>	<b>0</b>	<b>2020 Totals</b>	<b>2 / 0</b>		<b>5</b>	<b>21</b>	<b>4.2</b>	<b>9</b>	<b>0</b>

D'ONTA FOREMAN (RB)								DERRICK HENRY (RB)											
Date	Opp	GP / GS	RUSHING					Date	Opp	GP / GS	RUSHING								
			Att	Yds	Avg	Lg	TD				Att	Yds	Avg	Lg	TD				
Sept 14	@ Den	NOR	Added to the Practice Squad Sept. 29, 2020.					Sept 14	@ Den	S	31	116	3.7	13	0				
Sept 20	Jax	NOR										Sept 20	Jax	S	25	84	3.4	14	0
Sept 27	@ Min	NOR										Sept 27	@ Min	S	26	119	4.6	16	2
Oct 13	Buf	PS	0	0	-	0	0	Oct 13	Buf	S	19	57	3.0	12	2				
Oct 18	Hou	PS	0	0	-	0	0	Oct 18	Hou	S	22	212	9.6	94t	2				
Oct 25	Pit	PS	0	0	-	0	0	Oct 25	Pit	S	20	75	3.8	17	1				
Nov 1	@ Cin	p	5	37	7.4	15	0	Nov 1	@ Cin	S	18	112	6.2	21	1				
Nov 8	Chi	p	5	11	2.2	3	0	Nov 8	Chi	S	21	68	3.2	26	0				
Nov 12	Ind	p	7	18	2.6	8	0	Nov 12	Ind	S	19	103	5.4	20	0				
Nov 22	@ Bal	p	1	1	1.0	1	0	Nov 22	@ Bal	S	28	133	4.8	29t	1				
Nov 29	@ Ind	p	4	28	7.0	12	0	Nov 29	@ Ind	S	27	178	6.6	31	3				
<b>2020 Totals</b>	<b>5 / 0</b>		<b>22</b>	<b>95</b>	<b>4.3</b>	<b>15</b>	<b>0</b>	<b>2020 Totals</b>	<b>11 / 11</b>		<b>256</b>	<b>1257</b>	<b>4.9</b>	<b>94t</b>	<b>12</b>				

JEREMY MCNICHOLS (RB)								SENRITSE PERRY (RB)							
Date	Opp	GP / GS	RUSHING					Date	Opp	GP / GS	RUSHING				
			Att	Yds	Avg	Lg	TD				Att	Yds	Avg	Lg	TD
Sept 14	@ Den	p	0	0	-	0	0	Sept 14	@ Den	p	0	0	-	0	0
Sept 20	Jax	p	2	7	3.5	4	0	Sept 20	Jax	p	2	9	4.5	6	0
Sept 27	@ Min	p	0	0	-	0	0	Sept 27	@ Min	IR	Placed on Injured Reserve Sept. 23, 2020.				
Oct 13	Buf	p	9	28	3.1	7	0								
Oct 18	Hou	p	5	51	10.2	20	0								
Oct 25	Pit	p	1	2	2.0	2	0								
Nov 1	@ Cin	p	4	49	12.3	17	0								
Nov 8	Chi	p	2	10	5.0	5	0								
Nov 12	Ind	p	3	26	8.7	16	0								
Nov 22	@ Bal	p	0	0	-	0	0	Nov 22	@ Bal	p	0	0	-	0	0
Nov 29	@ Ind	p	8	20	2.5	6	0	Nov 29	@ Ind	p	0	0	-	0	0
<b>2020 Totals</b>	<b>11 / 0</b>		<b>34</b>	<b>193</b>	<b>5.7</b>	<b>20</b>	<b>0</b>	<b>2020 Totals</b>	<b>4 / 0</b>		<b>2</b>	<b>9</b>	<b>4.5</b>	<b>6</b>	<b>0</b>

RYAN TANNEHILL (QB)								LOGAN WOODSIDE (QB)							
Date	Opp	GP / GS	RUSHING					Date	Opp	GP / GS	RUSHING				
			Att	Yds	Avg	Lg	TD				Att	Yds	Avg	Lg	TD
Sept 14	@ Den	S	3	14	4.7	11	0	Sept 14	@ Den	DNP	0	0	-	0	0
Sept 20	Jax	S	4	12	3.0	8	0	Sept 20	Jax	DNP	0	0	-	0	0
Sept 27	@ Min	S	4	9	2.3	10	0	Sept 27	@ Min	DNP	0	0	-	0	0
Oct 13	Buf	S	4	42	10.5	23	1	Oct 13	Buf	DNP	0	0	-	0	0
Oct 18	Hou	S	0	0	-	0	0	Oct 18	Hou	DNP	0	0	-	0	0
Oct 25	Pit	S	2	5	2.5	4	0	Oct 25	Pit	DNP	0	0	-	0	0
Nov 1	@ Cin	S	2	20	10.0	15	0	Nov 1	@ Cin	DNP	0	0	-	0	0
Nov 8	Chi	S	3	3	1.0	5	0	Nov 8	Chi	DNP	0	0	-	0	0
Nov 12	Ind	S	2	9	4.5	5	0	Nov 12	Ind	p	0	0	-	0	0
Nov 22	@ Bal	S	4	35	8.8	21	0	Nov 22	@ Bal	p	0	0	-	0	0
Nov 29	@ Ind	S	2	3	1.5	2	1	Nov 29	@ Ind	p	3	-5	-1.7	-1	0
<b>2020 Totals</b>	<b>11 / 11</b>		<b>30</b>	<b>152</b>	<b>5.1</b>	<b>23</b>	<b>2</b>	<b>2020 Totals</b>	<b>3 / 0</b>		<b>0</b>	<b>0</b>	<b>-</b>	<b>0</b>	<b>0</b>

**Other rushers:** Cameron Batson (1 for 11 yards vs. JAX, 9/20); Adam Humphries (1 for 0 yards at MIN, 9/27); Kalif Raymond (1 for -3 yards at MIN, 9/27); Jonnu Smith (1 for 1 yard vs. IND, 11/12); Cameron Batson (1 for 4 yards at BAL, 11/23); Cameron Batson (1 for 5 yards at IND, 11/30)



**2020 TENNESSEE TITANS INDIVIDUAL GAME-BY-GAME RECEIVING STATISTICS**

CAMERON BATSON (WR)							KHARI BLASINGAME (RB/FB)								
Date	Opp	GP / GS	RECEIVING					Date	Opp	GP / GS	RECEIVING				
			No	Yds	Avg	Lg	TD				No	Yds	Avg	Lg	TD
Sept 14	@ Den	PS	0	0	-	0	0	Sept 14	@ Den	p	5	0	5.0	0	0
Sept 20	Jax	p	2	26	13.0	18	0	Sept 20	Jax	S	0	0	0.0	0	0
Sept 27	@ Min	S	0	0	-	0	0	Sept 27	@ Min	p	0	0	0.0	0	0
Oct 13	Buf	R/C	Placed on Reserve/COVID-19 Oct. 2, 2020.					Oct 13	Buf	R/C	Placed on Reserve/COVID-19 Oct. 5, 2020.				
Oct 18	Hou	p	1	13	13	13	0	Oct 18	Hou	S	0	0	0	0	0
Oct 25	Pit	PS	0	0	-	0	0	Oct 25	Pit	p	0	0	0.0	0	0
Nov 1	@ Cin	PS	0	0	-	0	0	Nov 1	@ Cin	p	5	0	5.0	0	0
Nov 8	Chi	p	1	6	6.0	6	0	Nov 8	Chi	S	0	0	0.0	0	0
Nov 12	Ind	p	2	8	4.0	5	0	Nov 12	Ind	S	13	0	13.0	0	0
Nov 22	@ Bal	p	2	21	10.5	14	0	Nov 22	@ Bal	0	0	0	0	0	
Nov 29	@ Ind	p	0	0	-	0	0	Nov 29	@ Ind	1	16	0	16.0	0	0
<b>2020 Totals</b>		<b>7 / 1</b>	<b>8</b>	<b>74</b>	<b>9.3</b>	<b>18</b>	<b>0</b>	<b>2020 Totals</b>		<b>10 / 6</b>	<b>-</b>	<b>0</b>	<b>0.0</b>	<b>0</b>	<b>0</b>

A.J. BROWN (WR)							COREY DAVIS (WR)								
Date	Opp	GP / GS	RECEIVING					Date	Opp	GP / GS	RECEIVING				
			No	Yds	Avg	Lg	TD				No	Yds	Avg	Lg	TD
Sept 14	@ Den	S	5	39	7.8	12	0	Sept 14	@ Den	S	7	101	14.4	23	0
Sept 20	Jax	IA	0	0	-	0	0	Sept 20	Jax	S	3	36	12.0	17	1
Sept 27	@ Min	IA	0	0	-	0	0	Sept 27	@ Min	S	5	69	13.8	38	0
Oct 13	Buf	p	7	82	11.7	16t	1	Oct 13	Buf	R/C	Placed on Reserve/COVID-19 Oct. 7, 2020.				
Oct 18	Hou	S	5	58	11.6	18	2	Oct 18	Hou	R/C					
Oct 25	Pit	S	6	153	25.5	73t	1	Oct 25	Pit	S	6	35	5.8	7	1
Nov 1	@ Cin	S	4	24	6.0	9t	1	Nov 1	@ Cin	S	8	128	16.0	27	1
Nov 8	Chi	S	4	101	25.3	40t	1	Nov 8	Chi	S	0	0	-	0	0
Nov 12	Ind	p	1	21	21.0	21	0	Nov 12	Ind	p	5	67	13.4	20	0
Nov 22	@ Bal	S	4	62	15.5	25	1	Nov 22	@ Bal	p	5	113	22.6	50	0
Nov 29	@ Ind	S	4	98	24.5	69t	1	Nov 29	@ Ind	S	3	70	23.3	37	0
<b>2020 Totals</b>		<b>9 / 7</b>	<b>40</b>	<b>638</b>	<b>16.0</b>	<b>73t</b>	<b>8</b>	<b>2020 Totals</b>		<b>9 / 7</b>	<b>42</b>	<b>619</b>	<b>14.7</b>	<b>50</b>	<b>3</b>

DARRYNTON EVANS (RB)							ANTHONY FIRKSER (TE)													
Date	Opp	GP / GS	RECEIVING					Date	Opp	GP / GS	RECEIVING									
			No	Yds	Avg	Lg	TD				No	Yds	Avg	Lg	TD					
Sept 14	@ Den	IA	0	0	-	0	0	Sept 14	@ Den	p	2	5	2.5	6	0					
Sept 20	Jax	IA	0	0	-	0	0	Sept 20	Jax	p	4	45	11.3	16	0					
Sept 27	@ Min	p	0	0	-	0	0	Sept 27	@ Min	p	0	0	-	0	0					
Oct 13	Buf	p	0	0	-	0	0	Oct 13	Buf	S	3	19	6.3	12	0					
Oct 18	Hou	IR	Placed on Injured Reserve Oct. 15, 2020.					Oct 18	Hou	p	8	113	14.1	45	1					
Oct 25	Pit	IR											Oct 25	Pit	p	2	7	3.5	4	0
Nov 1	@ Cin	IR											Nov 1	@ Cin	p	2	36	18.0	26	0
Nov 8	Chi	IR											Nov 8	Chi	p	3	19	6.3	12	0
Nov 12	Ind	IR											Nov 12	Ind	p	1	5	5.0	5	0
Nov 22	@ Bal	IR											Nov 22	@ Bal	p	4	33	8.3	12	0
Nov 29	@ Ind	IR											Nov 29	@ Ind	p	0	0	-	0	0
<b>2020 Totals</b>		<b>2 / 0</b>						<b>0</b>	<b>0</b>	<b>-</b>	<b>0</b>	<b>0</b>	<b>2020 Totals</b>		<b>11 / 1</b>	<b>29</b>	<b>282</b>	<b>9.7</b>	<b>45</b>	<b>1</b>

DERRICK HENRY (RB)							CODY HOLLISTER (WR)								
Date	Opp	GP / GS	RECEIVING					Date	Opp	GP / GS	RECEIVING				
			No	Yds	Avg	Lg	TD				No	Yds	Avg	Lg	TD
Sept 14	@ Den	S	3	15	5.0	6	0	Sept 14	@ Den	p	0	0	-	0	0
Sept 20	Jax	S	0	0	-	0	0	Sept 20	Jax	PS	Waived on Sept. 15, 2020.				
Sept 27	@ Min	S	2	11	5.5	6	0	Sept 27	@ Min	PS	Added to the Practice Squad Sept. 17, 2020.				
Oct 13	Buf	S	1	6	6.0	6	0	Oct 13	Buf	p	1	12	12.0	12	0
Oct 18	Hou	S	2	52	26.0	53	0	Oct 18	Hou	0	0	0	-	0	0
Oct 25	Pit	S	2	-3	-1.5	-1	0	Oct 25	Pit	0	0	0	-	0	0
Nov 1	@ Cin	S	0	0	-	0	0	Nov 1	@ Cin	0	0	0	-	0	0
Nov 8	Chi	S	0	0	-	0	0	Nov 8	Chi	0	0	0	-	0	0
Nov 12	Ind	S	1	6	6.0	6	0	Nov 12	Ind	0	0	0	-	0	0
Nov 22	@ Bal	S	1	-1	-1.0	-1	0	Nov 22	@ Bal	0	0	0	-	0	0
Nov 29	@ Ind	S	2	7	3.5	4	0	Nov 29	@ Ind	0	0	0	-	0	0
<b>2020 Totals</b>		<b>11 / 11</b>	<b>14</b>	<b>93</b>	<b>6.6</b>	<b>53</b>	<b>0</b>	<b>2020 Totals</b>		<b>2 / 0</b>	<b>1</b>	<b>12</b>	<b>12.0</b>	<b>12</b>	<b>0</b>

ADAM HUMPHRIES (WR)							JEREMY MCNICHOLS (RB)								
Date	Opp	GP / GS	RECEIVING					Date	Opp	GP / GS	RECEIVING				
			No	Yds	Avg	Lg	TD				No	Yds	Avg	Lg	TD
Sept 14	@ Den	p	6	47	7.8	10	0	Sept 14	@ Den	p	0	0	-	0	0
Sept 20	Jax	p	5	48	9.6	18t	1	Sept 20	Jax	p	0	0	-	0	0
Sept 27	@ Min	S	4	41	10.3	23	0	Sept 27	@ Min	p	1	5	5.0	5	0
Oct 13	Buf	R/C	Placed on Reserve/COVID-19 Oct. 2, 2020.					Oct 13	Buf	p	1	3	3.0	3	0
Oct 18	Hou	p	6	64	10.7	22t	1	Oct 18	Hou	p	2	11	5.5	9	0
Oct 25	Pit	p	1	19	19.0	19	0	Oct 25	Pit	p	0	0	-	0	0
Nov 1	@ Cin	p	0	0	-	0	0	Nov 1	@ Cin	p	0	0	-	0	0
Nov 8	Chi	IA	0	0	-	0	0	Nov 8	Chi	p	0	0	-	0	0
Nov 12	Ind	IA	0	0	-	0	0	Nov 12	Ind	p	1	8	8.0	8	0
Nov 22	@ Bal	IA	0	0	-	0	0	Nov 22	@ Bal	p	1	2	2.0	2	0
Nov 29	@ Ind	IA	0	0	-	0	0	Nov 29	@ Ind	p	0	0	-	0	0
<b>2020 Totals</b>		<b>6 / 1</b>	<b>22</b>	<b>219</b>	<b>10.0</b>	<b>23</b>	<b>2</b>	<b>2020 Totals</b>		<b>11 / 0</b>	<b>6</b>	<b>29</b>	<b>4.8</b>	<b>9</b>	<b>0</b>

**2020 TENNESSEE TITANS INDIVIDUAL GAME-BY-GAME RECEIVING STATISTICS**

SENRORISE PERRY (RB)						MYCOLE PRUITT (TE)									
Date	Opp	GP / GS	RECEIVING					Date	Opp	GP / GS	RECEIVING				
			No	Yds	Avg	Lg	TD				No	Yds	Avg	Lg	TD
Sept 14	@ Den	p	0	0	-	0	0	Sept 14	@ Den	S	1	1	1.0	1	1
Sept 20	Jax	p	0	0	-	0	0	Sept 20	Jax	p	0	0	-	0	0
Sept 27	@ Min	IR	Placed on Injured Reserve Sept. 23, 2020.					Sept 27	@ Min	p	2	16	8	10	0
Oct 13	Buf	IR						Oct 13	Buf	R/C	Placed on Reserve/COVID-19 Oct. 8, 2020.				
Oct 18	Hou	IR						Oct 18	Hou	R/C					
Oct 25	Pit	IR						Oct 25	Pit	S	0	0	-	0	0
Nov 1	@ Cin	IR						Nov 1	@ Cin	S	0	0	-	0	0
Nov 8	Chi	IR						Nov 8	Chi	p	0	0	-	0	0
Nov 12	Ind	IR						Nov 12	Ind	IA	0	0	-	0	0
Nov 22	@ Bal	p						0	0	-	0	0	-	0	0
Nov 29	@ Ind	p	0	0	-	0	0	-	0	0					
<b>2020 Totals</b>		<b>4 / 0</b>	<b>0</b>	<b>0</b>	<b>-</b>	<b>0</b>	<b>0</b>	<b>2020 Totals</b>		<b>6 / 3</b>	<b>3</b>	<b>17</b>	<b>5.7</b>	<b>10</b>	<b>1</b>

KHALIF RAYMOND (WR)						JONNU SMITH (TE)									
Date	Opp	GP / GS	RECEIVING					Date	Opp	GP / GS	RECEIVING				
			No	Yds	Avg	Lg	TD				No	Yds	Avg	Lg	TD
Sept 14	@ Den	p	0	0	-	0	0	Sept 14	@ Den	S	4	36	9.0	22	1
Sept 20	Jax	S	0	0	-	0	0	Sept 20	Jax	S	4	84	21.0	63	2
Sept 27	@ Min	p	3	118	39.3	61	0	Sept 27	@ Min	S	5	61	12.2	21	0
Oct 13	Buf	S	2	26	13.0	20	0	Oct 13	Buf	S	5	40	8.0	14	2
Oct 18	Hou	p	3	32	10.7	20	0	Oct 18	Hou	S	1	13	13.0	13	0
Oct 25	Pit	p	0	0	-	0	0	Oct 25	Pit	S	1	9	9.0	9	0
Nov 1	@ Cin	p	1	11	11.0	11	0	Nov 1	@ Cin	S	2	29	14.5	19	0
Nov 8	Chi	p	0	0	-	0	0	Nov 8	Chi	S	2	32	16.0	30	1
Nov 12	Ind	S	0	0	-	0	0	Nov 12	Ind	S	2	14	7.0	8	0
Nov 22	@ Bal	p	0	0	-	0	0	Nov 22	@ Bal	S	4	20	5.0	8	1
Nov 29	@ Ind	p	0	0	-	0	0	Nov 29	@ Ind	p	0	0	-	0	0
<b>2020 Totals</b>		<b>11 / 3</b>	<b>9</b>	<b>187</b>	<b>20.8</b>	<b>61</b>	<b>0</b>	<b>2020 Totals</b>		<b>11 / 10</b>	<b>30</b>	<b>338</b>	<b>11.3</b>	<b>63</b>	<b>7</b>

GEOFF SWAIM (TE)						NICK WESTBROOK-IKHINE (WR)									
Date	Opp	GP / GS	RECEIVING					Date	Opp	GP / GS	RECEIVING				
			No	Yds	Avg	Lg	TD				No	Yds	Avg	Lg	TD
Sept 14	@ Den	IA	0	0	-	0	0	Sept 14	@ Den	IA	0	0	-	0	0
Sept 20	Jax	IA	0	0	-	0	0	Sept 20	Jax	p	0	0	-	0	0
Sept 27	@ Min	IA	0	0	-	0	0	Sept 27	@ Min	p	0	0	-	0	0
Oct 13	Buf	S	0	0	-	0	0	Oct 13	Buf	p	1	7	7.0	7	0
Oct 18	Hou	p	2	10	5.0	8	0	Oct 18	Hou	S	0	0	-	0	0
Oct 25	Pit	p	0	0	-	0	0	Oct 25	Pit	p	0	0	-	0	0
Nov 1	@ Cin	IA	0	0	-	0	0	Nov 1	@ Cin	p	0	0	-	0	0
Nov 8	Chi	IA	0	0	-	0	0	Nov 8	Chi	p	0	0	-	0	0
Nov 12	Ind	S	0	0	-	0	0	Nov 12	Ind	p	0	0	-	0	0
Nov 22	@ Bal	S	1	9	9.0	9	0	Nov 22	@ Bal	p	1	7	7.0	7	0
Nov 29	@ Ind	S	3	30	10.0	12	0	Nov 29	@ Ind	p	0	0	-	0	0
<b>2020 Totals</b>		<b>6 / 4</b>	<b>6</b>	<b>49</b>	<b>8.2</b>	<b>12</b>	<b>0</b>	<b>2020 Totals</b>		<b>10 / 1</b>	<b>2</b>	<b>14</b>	<b>7.0</b>	<b>7</b>	<b>0</b>

Other receivers: Ryan Tannehill (1 for 0 yards at MIN, 9/27); D'Onta Foreman (1 for 5 yards vs. IND, 11/12)



## 2020 TENNESSEE TITANS INDIVIDUAL GAME-BY-GAME PUNTING

### RYAN ALLEN

Date	Opp	GP / GS	PUNTING										
			No.	Yds	Avg	Ret	Yds	R Avg	TB	In	Lg	Blk	Net
Sept 14	@ Den		Signed on Nov. 7, 2020.										
Sept 20	Jax												
Sept 27	@ Min												
Oct 13	Buf												
Oct 18	Hou												
Oct 25	Pit												
Nov 1	@ Cin												
Nov 8	Chi	p	8	404	50.5	6	64	10.667	1	0	65	0	40
Nov 12	Ind	IA	Waived on Nov. 17, 2020. Added to the Practice Squad Nov. 19, 2020.										
Nov 22	@ Bal	0	0	0	-	0	0	-	0	0	0	0	-
Nov 29	@ Ind	0	0	0	-	0	0	-	0	0	0	0	-
<b>2020 Totals</b>		<b>1 / 0</b>	<b>8</b>	<b>404</b>	<b>50.5</b>	<b>6</b>	<b>64</b>	<b>10.7</b>	<b>1</b>	<b>0</b>	<b>65</b>	<b>0</b>	<b>40.0</b>

### TREVOR DANIEL

Date	Opp	GP / GS	PUNTING										
			No.	Yds	Avg	Ret	Yds	R Avg	TB	In	Lg	Blk	Net
Sept 14	@ Den		Signed to the Practice Squad on Nov. 7, 2020.										
Sept 20	Jax												
Sept 27	@ Min												
Oct 13	Buf												
Oct 18	Hou												
Oct 25	Pit												
Nov 1	@ Cin												
Nov 8	Chi		0	2	64.0	32	0	0.0	-	0	0	47	1.0
Nov 12	Ind	p	0	2	93.0	46.5	1	7.0	7	0	0	52	0.0
Nov 22	@ Bal	p	0	0	0.0	-	0	0.0	-	0	0	0	0.0
Nov 29	@ Ind	PS	0	0	0.0	-	0	0.0	-	0	0	0	0.0
<b>2020 Totals</b>		<b>2 / 0</b>	<b>4</b>	<b>157</b>	<b>39.3</b>	<b>1</b>	<b>7</b>	<b>7.0</b>	<b>0</b>	<b>0</b>	<b>52</b>	<b>1</b>	<b>30.0</b>

### BRETT KERN

Date	Opp	GP / GS	PUNTING										
			No.	Yds	Avg	Ret	Yds	R Avg	TB	In	Lg	Blk	Net
Sept 14	@ Den	p	4	204	51.0	2	16	8.0	0	2	66	0	47.0
Sept 20	Jax	p	3	122	40.7	1	0	0.0	0	3	57	0	40.7
Sept 27	@ Min	p	3	143	47.7	0	0	-	1	1	59	0	41.0
Oct 13	Buf	p	3	128	42.7	1	-1	-1.0	0	3	55	0	43.0
Oct 18	Hou	p	1	54	54.0	1	0	0.0	0	0	54	0	54.0
Oct 25	Pit	p	4	242	60.5	3	83	27.7	0	1	63	0	39.8
Nov 1	@ Cin	p	2	72	36.0	0	0	-	1	1	36	0	26.0
Nov 8	Chi	IR	Placed on Injured Reserve Nov. 7, 2020.										
Nov 12	Ind	IR											
Nov 22	@ Bal	IR											
Nov 29	@ Ind	p	4	160	40.0	0	0	-	0	4	48	0	40.0
<b>2020 Totals</b>		<b>8 / 0</b>	<b>24</b>	<b>1,125</b>	<b>46.9</b>	<b>8</b>	<b>98</b>	<b>12.3</b>	<b>2</b>	<b>15</b>	<b>66</b>	<b>0</b>	<b>41.1</b>

Other Punters: none

## 2020 INDIVIDUAL GAME-BY-GAME PUNT AND KICKOFF RETURNS

### CAMERON BATSON

Date	Opp	GP / GS	PUNT RETURNS						KICKOFF RETURNS				
			No	FC	Yds	Avg	Lg	TD	No	Yds	Avg	Lg	TD
Sept 14	@ Den	PS	0	0	0	-	0	0	0	0	-	0	0
Sept 20	Jax	p	0	0	0	-	0	0	0	0	-	0	0
Sept 27	@ Min	S	0	0	0	-	0	0	0	0	-	0	0
Oct 13	Buf	R/C	Placed on Reserve/COVID-19 Oct. 2, 2020.										
Oct 18	Hou	p	0	0	0	-	0	0	0	0	-	0	0
Oct 25	Pit	PS	0	0	0	-	0	0	0	0	-	0	0
Nov 1	@ Cin	PS	0	0	0	-	0	0	0	0	-	0	0
Nov 8	Chi	p	0	0	0	-	0	0	1	23	23.0	23	0
Nov 12	Ind	p	0	0	0	-	0	0	2	60	30.0	35	0
Nov 22	@ Bal	p	0	0	0	-	0	0	3	47	15.7	19	0
Nov 29	@ Ind	p	0	0	0	-	0	0	1	18	18.0	18	0
2020 Totals		7 / 1	0	0	0	-	0	0	7	148	21.1	35	0

### KALIF RAYMOND

Date	Opp	GP / GS	PUNT RETURNS						KICKOFF RETURNS				
			No	FC	Yds	Avg	Lg	TD	No	Yds	Avg	Lg	TD
Sept 14	@ Den	p	3	1	19	6.3	11	0	1	19	19.0	19	0
Sept 20	Jax	S	1	0	0	0.0	0	0	3	52	17.3	23	0
Sept 27	@ Min	p	2	1	5	2.5	3	0	1	30	30.0	30	0
Oct 13	Buf	S	2	0	40	20.0	40	0	2	35	17.5	22	0
Oct 18	Hou	p	3	0	20	6.7	16	0	3	63	21.0	23	0
Oct 25	Pit	p	1	1	5	5.0	5	0	3	43	14.3	23	0
Nov 1	@ Cin	p	1	0	3	3.0	3	0	1	19	19.0	19	0
Nov 8	Chi	p	3	2	49	16.3	21	0	1	14	14.0	14	0
Nov 12	Ind	S	1	0	2	2.0	2	0	0	0	-	0	0
Nov 22	@ Bal	p	0	2	0	-	0	0	0	0	-	0	0
Nov 29	@ Ind	p	4	1	52	13.0	17	0	0	0	-	0	0
2020 Totals		11 / 3	21	8	195	9.3	40	0	15	275	18.3	30	0

**Other returners:** Joshua Kalu (1 KR for 2 yards vs. JAX, 9/20); Khari Blasingame (1 KR for 11 yards at CIN, 11/1); A.J. Brown (1 for 42 yards, touchdown, at IND, 11/30)



**2020 TENNESSEE TITANS INDIVIDUAL GAME-BY-GAME DEFENSIVE STATISTICS**

**DARREN BATES (LB)**

Date	Opp	GP / GS	TACKLES . . .						INTERCEPTIONS . . .					FUMBLES . . .			SpT	
			Tot	Solo	Asst	Sk	Yds	QBP	TFL	No	Yds	Lg	TD	PD	FF	FR		Yds
Sept 14	@ Den	PS	0	0	0	0.0	0.0	0	0	0	0	0	0	0	0	0	0	0
Sept 20	Jax	PS	0	0	0	0.0	0.0	0	0	0	0	0	0	0	0	0	0	0
Sept 27	@ Min	PS	0	0	0	0.0	0.0	0	0	0	0	0	0	0	0	0	0	0
Oct 13	Buf	p	0	0	0	0.0	0.0	0	0	0	0	0	0	0	0	0	0	0
Oct 18	Hou	p	0	0	0	0.0	0.0	0	0	0	0	0	0	0	0	0	0	1
Oct 25	Pit	p	0	0	0	0.0	0.0	0	0	0	0	0	0	0	0	0	0	1
Nov 1	@ Cin	p	0	0	0	0.0	0.0	0	0	0	0	0	0	0	0	0	0	1
Nov 8	Chi	p	0	0	0	0.0	0.0	0	0	0	0	0	0	0	0	0	0	2
Nov 12	Ind	p	0	0	0	0.0	0.0	0	0	0	0	0	0	0	0	0	0	0
Nov 22	@ Bal	p	0	0	0	0.0	0.0	0	0	0	0	0	0	0	0	0	0	2
Nov 29	@ Ind	p	0	0	0	0.0	0.0	0	0	0	0	0	0	0	0	0	0	0
<b>2020 Totals</b>		<b>8 / 0</b>	<b>0</b>	<b>0</b>	<b>0</b>	<b>0.0</b>	<b>0.0</b>	<b>0</b>	<b>0</b>	<b>0</b>	<b>0</b>	<b>0</b>	<b>0</b>	<b>0</b>	<b>0</b>	<b>0</b>	<b>0</b>	<b>7</b>

**BREON BORDERS (CB)**

Date	Opp	GP / GS	TACKLES . . .						INTERCEPTIONS . . .					FUMBLES . . .			SpT	
			Tot	Solo	Asst	Sk	Yds	QBP	TFL	No	Yds	Lg	TD	PD	FF	FR		Yds
Sept 14	@ Den	NOR	0	0	0	0.0	0.0	0	0	0	0	0	0	0	0	0	0	0
Sept 20	Jax	NOR	Signed to the Practice Squad Sept. 21, 2020.															
Sept 27	@ Min	PS	0	0	0	0.0	0.0	0	0	0	0	0	0	0	0	0	0	0
Oct 13	Buf	PS	0	0	0	0.0	0.0	0	0	0	0	0	0	0	0	0	0	0
Oct 18	Hou	PS	0	0	0	0.0	0.0	0	0	0	0	0	0	0	0	0	0	0
Oct 25	Pit	PS	0	0	0	0.0	0.0	0	0	0	0	0	0	0	0	0	0	0
Nov 1	@ Cin	p	3	2	1	0.0	0.0	0	0	0	0	0	0	0	0	0	0	0
Nov 8	Chi	S	9	7	2	0.0	0.0	0	0	0	0	0	1	0	0	0	0	0
Nov 12	Ind	S	5	5	0	0.0	0.0	0	0	0	0	0	0	0	0	0	0	0
Nov 22	@ Bal	S	1	1	0	0.0	0.0	0	0	0	0	0	1	0	0	0	0	0
Nov 29	@ Ind	S	2	2	0	0.0	0.0	0	0	1	0	0	0	2	0	0	0	0
<b>2020 Totals</b>		<b>5 / 4</b>	<b>20</b>	<b>17</b>	<b>3</b>	<b>0.0</b>	<b>0.0</b>	<b>0</b>	<b>0</b>	<b>1</b>	<b>0</b>	<b>0</b>	<b>0</b>	<b>4</b>	<b>0</b>	<b>0</b>	<b>0</b>	<b>0</b>

**JAYON BROWN (LB)**

Date	Opp	GP / GS	TACKLES . . .						INTERCEPTIONS . . .					FUMBLES . . .			SpT	
			Tot	Solo	Asst	Sk	Yds	QBP	TFL	No	Yds	Lg	TD	PD	FF	FR		Yds
Sept 14	@ Den	S	5	2	3	0.0	0.0	0	1	0	0	0	0	0	0	0	0	0
Sept 20	Jax	S	7	3	4	0.0	0.0	1	1	0	0	0	0	1	0	0	0	0
Sept 27	@ Min	S	8	6	2	0.0	0.0	2	0	0	0	0	0	1	0	0	0	0
Oct 13	Buf	S	5	3	2	0.0	0.0	0	0	0	0	0	0	1	0	0	0	0
Oct 18	Hou	S	10	4	6	0.0	0.0	0	1	0	0	0	0	0	0	0	0	0
Oct 25	Pit	S	8	7	1	0.0	0.0	0	0	1	0	0	0	4	0	0	0	0
Nov 1	@ Cin	S	12	7	5	0.0	0.0	0	0	0	0	0	0	0	0	0	0	0
Nov 8	Chi	S	11	6	5	1.0	6.0	1	1	0	0	0	0	1	1	0	0	0
Nov 12	Ind	S	7	5	2	0.0	0.0	0	0	0	0	0	0	1	0	0	0	0
Nov 22	@ Bal	S	3	2	1	0.0	0.0	0	1	0	0	0	0	0	0	0	0	0
Nov 29	@ Ind	0	Placed on Injured Reserve Nov. 24, 2020.															
<b>2020 Totals</b>		<b>10 / 10</b>	<b>76</b>	<b>45</b>	<b>31</b>	<b>1.0</b>	<b>6.0</b>	<b>4</b>	<b>5</b>	<b>1</b>	<b>0</b>	<b>0</b>	<b>0</b>	<b>8</b>	<b>2</b>	<b>0</b>	<b>0</b>	<b>0</b>

**MALCOLM BUTLER (CB)**

Date	Opp	GP / GS	TACKLES . . .						INTERCEPTIONS . . .					FUMBLES . . .			SpT	
			Tot	Solo	Asst	Sk	Yds	QBP	TFL	No	Yds	Lg	TD	PD	FF	FR		Yds
Sept 14	@ Den	S	3	3	0	0.0	0.0	0	0	0	0	0	0	0	0	0	0	0
Sept 20	Jax	S	11	8	3	0.0	0.0	0	0	0	0	0	0	2	0	0	0	0
Sept 27	@ Min	S	4	4	0	0.0	0.0	0	0	0	0	0	0	2	0	0	0	0
Oct 13	Buf	S	7	7	0	0.0	0.0	0	1	2	97	68	0	2	0	0	0	0
Oct 18	Hou	S	8	8	0	0.0	0.0	0	0	0	0	0	0	1	0	0	0	0
Oct 25	Pit	S	8	7	1	0.0	0.0	0	0	0	0	0	0	0	0	0	0	0
Nov 1	@ Cin	S	8	4	4	0.0	0.0	0	0	0	0	0	0	1	0	0	0	0
Nov 8	Chi	S	4	3	1	0.0	0.0	0	0	0	0	0	0	2	0	0	0	0
Nov 12	Ind	S	7	5	2	0.0	0.0	0	0	0	0	0	0	1	0	0	0	0
Nov 22	@ Bal	S	4	4	0	0.0	0.0	0	0	0	0	0	0	0	0	0	0	0
Nov 29	@ Ind	S	4	4	0	0.0	0.0	0	0	0	0	0	0	0	0	0	0	0
<b>2020 Totals</b>		<b>11 / 11</b>	<b>68</b>	<b>57</b>	<b>11</b>	<b>0.0</b>	<b>0.0</b>	<b>0</b>	<b>1</b>	<b>2</b>	<b>97</b>	<b>68</b>	<b>0</b>	<b>11</b>	<b>0</b>	<b>0</b>	<b>0</b>	<b>0</b>

**KEVIN BYARD (S)**

Date	Opp	GP / GS	TACKLES . . .						INTERCEPTIONS . . .					FUMBLES . . .			SpT	
			Tot	Solo	Asst	Sk	Yds	QBP	TFL	No	Yds	Lg	TD	PD	FF	FR		Yds
Sept 14	@ Den	S	9	8	1	0.0	0.0	0	0	0	0	0	0	1	1	0	0	0
Sept 20	Jax	S	3	2	1	0.0	0.0	0	0	0	0	0	0	0	0	0	0	0
Sept 27	@ Min	S	4	1	3	0.0	0.0	0	0	0	0	0	0	1	0	0	0	0
Oct 13	Buf	S	2	2	0	0.0	0.0	0	0	0	0	0	0	1	0	0	0	0
Oct 18	Hou	S	8	6	2	0.0	0.0	0	0	0	0	0	0	0	0	0	0	0
Oct 25	Pit	S	6	6	0	0.0	0.0	0	0	0	0	0	0	0	0	0	0	0
Nov 1	@ Cin	S	7	4	3	0.0	0.0	1	0	0	0	0	0	1	0	0	0	0
Nov 8	Chi	S	7	4	3	0.0	0.0	1	0	0	0	0	0	0	0	0	0	0
Nov 12	Ind	S	10	6	4	0.0	0.0	0	0	0	0	0	0	0	0	0	0	0
Nov 22	@ Bal	S	7	5	2	0.0	0.0	0	0	0	0	0	0	1	0	0	0	0
Nov 29	@ Ind	S	7	7	0	0.0	0.0	0	0	0	0	0	0	0	0	0	0	0
<b>2020 Totals</b>		<b>11 / 11</b>	<b>70</b>	<b>51</b>	<b>19</b>	<b>0.0</b>	<b>0.0</b>	<b>2</b>	<b>0</b>	<b>0</b>	<b>0</b>	<b>0</b>	<b>0</b>	<b>5</b>	<b>1</b>	<b>0</b>	<b>0</b>	<b>0</b>







**2020 TENNESSEE TITANS INDIVIDUAL GAME-BY-GAME DEFENSIVE STATISTICS**

**CHRIS JACKSON (DB)**

Date	Opp	GP / GS	TACKLES . . .							INTERCEPTIONS . . .					FUMBLES . . .			SpT
			Tot	Solo	Asst	Sk	Yds	QBP	TFL	No	Yds	Lg	TD	PD	FF	FR	Yds	
Sept 14	@ Den	S	1	0	1	0.0	0.0	0	0	0	0	0	0	0	0	0	0	0
Sept 20	Jax	p	6	3	3	0.0	0.0	0	0	0	0	0	0	0	0	0	0	0
Sept 27	@ Min	IA	0	0	0	0.0	0.0	0	0	0	0	0	0	0	0	0	0	0
Oct 13	Buf	S	4	3	1	0.0	0.0	0	0	0	0	0	0	1	0	0	0	0
Oct 18	Hou	IA	0	0	0	0.0	0.0	0	0	0	0	0	0	0	0	0	0	0
Oct 25	Pit	p	3	2	1	0.0	0.0	0	0	0	0	0	0	0	0	0	0	0
Nov 1	@ Cin	S	4	2	2	0.0	0.0	0	1	0	0	0	0	0	0	0	0	2
Nov 8	Chi	p	0	0	0	0.0	0.0	0	0	0	0	0	0	0	0	0	0	0
Nov 12	Ind	p	0	0	0	0.0	0.0	0	0	0	0	0	0	0	0	0	0	0
Nov 22	@ Bal	p	0	0	0	0.0	0.0	0	0	0	0	0	0	0	0	0	0	1
Nov 29	@ Ind	R/C	Placed on Reserve/COVID-19 Nov. 28, 2020.															
<b>2020 Totals</b>		<b>8 / 3</b>	<b>18</b>	<b>10</b>	<b>8</b>	<b>0.0</b>	<b>0.0</b>	<b>0</b>	<b>1</b>	<b>0</b>	<b>0</b>	<b>0</b>	<b>0</b>	<b>1</b>	<b>0</b>	<b>0</b>	<b>0</b>	<b>3</b>

**DAQUAN JONES (DL)**

Date	Opp	GP / GS	TACKLES . . .							INTERCEPTIONS . . .					FUMBLES . . .			SpT
			Tot	Solo	Asst	Sk	Yds	QBP	TFL	No	Yds	Lg	TD	PD	FF	FR	Yds	
Sept 14	@ Den	S	2	1	1	0.0	0.0	0	0	0	0	0	0	0	0	0	0	0
Sept 20	Jax	S	4	3	1	0.0	0.0	0	0	0	0	0	0	0	0	0	0	0
Sept 27	@ Min	S	2	2	0	0.0	0.0	2	0	0	0	0	0	0	0	0	0	0
Oct 13	Buf	S	2	1	1	0.0	0.0	0	0	0	0	0	0	0	0	0	0	0
Oct 18	Hou	S	4	2	2	0.5	1.5	1	2	0	0	0	0	0	0	0	0	0
Oct 25	Pit	S	3	1	2	0.0	0.0	0	0	0	0	0	0	0	0	0	0	0
Nov 1	@ Cin	S	2	1	1	0.0	0.0	1	0	0	0	0	0	0	0	0	0	0
Nov 8	Chi	S	7	4	3	0.5	0.5	2	2	0	0	0	0	0	0	0	0	0
Nov 12	Ind	S	5	4	1	1.0	11.0	1	1	0	0	0	0	0	0	0	0	0
Nov 22	@ Bal	S	1	1	0	0.0	0.0	0	0	0	0	0	0	0	0	0	0	0
Nov 29	@ Ind	S	4	3	1	0.0	0.0	1	0	0	0	0	0	0	0	0	0	0
<b>2020 Totals</b>		<b>11 / 11</b>	<b>36</b>	<b>23</b>	<b>13</b>	<b>2.0</b>	<b>13.0</b>	<b>8</b>	<b>5</b>	<b>0</b>	<b>0</b>	<b>0</b>	<b>0</b>	<b>0</b>	<b>0</b>	<b>0</b>	<b>0</b>	<b>0</b>

**JOSHUA KALU (DB)**

Date	Opp	GP / GS	TACKLES . . .							INTERCEPTIONS . . .					FUMBLES . . .			SpT
			Tot	Solo	Asst	Sk	Yds	QBP	TFL	No	Yds	Lg	TD	PD	FF	FR	Yds	
Sept 14	@ Den	p	1	1	0	0.0	0.0	0	0	0	0	0	0	0	1	0	0	0
Sept 20	Jax	p	0	0	0	0.0	0.0	0	0	0	0	0	0	0	0	0	0	0
Sept 27	@ Min	p	0	0	0	0.0	0.0	0	0	0	0	0	0	0	0	0	0	1
Oct 13	Buf	p	0	0	0	0.0	0.0	0	0	0	0	0	0	0	0	0	0	1
Oct 18	Hou	p	0	0	0	0.0	0.0	0	0	0	0	0	0	0	0	0	0	0
Oct 25	Pit	IA	0	0	0	0.0	0.0	0	0	0	0	0	0	0	0	0	0	0
Nov 1	@ Cin	p	0	0	0	0.0	0.0	0	0	0	0	0	0	0	0	0	0	0
Nov 8	Chi	p	0	0	0	0.0	0.0	0	0	0	0	0	0	0	0	0	0	3
Nov 12	Ind	p	0	0	0	0.0	0.0	0	0	0	0	0	0	0	0	0	0	1
Nov 22	@ Bal	p	4	3	1	0.0	0.0	0	0	0	0	0	0	0	0	0	0	0
Nov 29	@ Ind	p	0	0	0	0.0	0.0	0	0	0	0	0	0	0	0	0	0	0
<b>2020 Totals</b>		<b>10 / 0</b>	<b>5</b>	<b>4</b>	<b>1</b>	<b>0.0</b>	<b>0.0</b>	<b>0</b>	<b>0</b>	<b>0</b>	<b>0</b>	<b>0</b>	<b>0</b>	<b>0</b>	<b>1</b>	<b>0</b>	<b>0</b>	<b>6</b>

**DESMOND KING II (DB)**

Date	Opp	GP / GS	TACKLES . . .							INTERCEPTIONS . . .					FUMBLES . . .			SpT
			Tot	Solo	Asst	Sk	Yds	QBP	TFL	No	Yds	Lg	TD	PD	FF	FR	Yds	
Sept 14	@ Den	NOR	Acquired via trade on Nov. 2, 2020.															
Sept 20	Jax	NOR																
Sept 27	@ Min	NOR																
Oct 13	Buf	NOR																
Oct 18	Hou	NOR																
Oct 25	Pit	NOR																
Nov 1	@ Cin	NOR																
Nov 8	Chi	S	2	2	0	0.0	0.0	0	0	0	0	0	0	0	0	1	63t	0
Nov 12	Ind	S	5	2	3	0.0	0.0	0	0	0	0	0	0	0	0	0	0	0
Nov 22	@ Bal	p	4	3	1	0.0	0.0	0	0	0	0	0	2	0	0	0	0	0
Nov 29	@ Ind	S	3	2	1	0.0	0.0	0	0	0	0	0	0	0	0	0	0	0
<b>2020 Totals</b>		<b>4 / 3</b>	<b>14</b>	<b>9</b>	<b>5</b>	<b>0.0</b>	<b>0.0</b>	<b>0</b>	<b>0</b>	<b>0</b>	<b>0</b>	<b>0</b>	<b>0</b>	<b>2</b>	<b>0</b>	<b>1</b>	<b>63t</b>	<b>0</b>

**HAROLD LANDRY III (OLB)**

Date	Opp	GP / GS	TACKLES . . .							INTERCEPTIONS . . .					FUMBLES . . .			SpT
			Tot	Solo	Asst	Sk	Yds	QBP	TFL	No	Yds	Lg	TD	PD	FF	FR	Yds	
Sept 14	@ Den	S	4	4	0	0.0	0.0	3	1	0	0	0	0	0	0	0	0	0
Sept 20	Jax	S	5	2	3	0.0	0.0	3	0	1	0	0	0	2	0	0	0	0
Sept 27	@ Min	S	5	3	2	0.0	0.0	3	0	0	0	0	0	1	0	0	0	0
Oct 13	Buf	S	3	3	0	1.0	10.0	1	1	0	0	0	0	0	0	0	0	0
Oct 18	Hou	S	6	5	1	0.5	1.5	2	1	0	0	0	0	0	0	0	0	0
Oct 25	Pit	S	3	3	0	0.0	0.0	1	1	0	0	0	0	0	0	0	0	0
Nov 1	@ Cin	S	5	3	2	0.0	0.0	0	0	0	0	0	0	1	0	0	0	0
Nov 8	Chi	S	4	3	1	1.0	9.0	4	1	0	0	0	0	1	0	0	0	0
Nov 12	Ind	S	5	4	1	0.0	0.0	0	1	0	0	0	0	0	0	0	0	0
Nov 22	@ Bal	S	7	4	3	1.0	9.0	1	1	0	0	0	0	0	0	0	0	0
Nov 29	@ Ind	S	1	1	0	1.0	9.0	1	1	0	0	0	0	0	0	0	0	0
<b>2020 Totals</b>		<b>11 / 11</b>	<b>48</b>	<b>35</b>	<b>13</b>	<b>4.5</b>	<b>38.5</b>	<b>19</b>	<b>8</b>	<b>1</b>	<b>0</b>	<b>0</b>	<b>0</b>	<b>5</b>	<b>0</b>	<b>0</b>	<b>0</b>	<b>0</b>







## 2020 TENNESSEE TITANS GAME-BY-GAME FIELD GOALS AND SCORING BY QUARTER

Date	Opp	TITANS						OPPONENTS							
		1ST	2ND	3RD	4TH	OT	TOTAL	TITANS FIELD GOALS	1ST	2ND	3RD	4TH	OT	TOTAL	OPPONENTS FG
Sept 14	@ Den	0	7	0	9	0	16	S. Gostkowski 47WR, 44B, 42WL, (25)	7	0	0	7	0	14	
Sept 20	Jax	14	10	6	3	0	33	S. Gostkowski (51), (49)	6	3	7	13	0	30	J. Lambo (35)
Sept 27	@ Min	6	3	16	6	0	31	S. Gostkowski (39), (31), (30), (51), (54), (55)	7	10	7	6	0	30	D. Bailey (41), 49WR
Oct 13	Buf	7	14	7	14	0	42		7	3	0	6	0	16	T. Bass (43)
Oct 18	Hou	14	7	0	15	6	42	S. Gostkowski 27B, 37WR	0	10	13	13	0	36	K. Fairbairn (38)
Oct 25	Pit	0	7	10	7	0	24	S. Gostkowski (51), 45WR	7	17	3	0	0	27	C. Boswell (38), (30)
Nov 1	@ Cin	0	7	0	13	0	20	S. Gostkowski 53RU	3	14	0	14	0	31	R. Bullock (33)
Nov 8	Chi	3	7	7	7	0	24	S. Gostkowski (40)	0	0	0	17	0	17	C. Santos (22)
Nov 12	Ind	7	10	0	0	0	17	S. Gostkowski (50), 44WR	3	10	14	7	0	34	R. Blankenship (24), (43)
Nov 22	@ Bal	7	3	3	11	6	30	S. Gostkowski (40), (40), (22)	3	11	7	3	0	24	J. Tucker (30), (27), (29)
Nov 29	@ Ind	14	21	3	7	0	45	S. Gostkowski (49)	7	7	0	12	0	26	
Dec 6	Cle														
Dec 13	@ Jax														
Dec 19/20	Det														
Dec 27	@ GB														
Jan 3	@ Hou														
<b>2020 Totals</b>		<b>72</b>	<b>96</b>	<b>52</b>	<b>92</b>	<b>12</b>	<b>324</b>		<b>50</b>	<b>85</b>	<b>51</b>	<b>98</b>	<b>0</b>	<b>285</b>	



## 2020 TENNESSEE TITANS GAME-BY-GAME SCORING

### Game 1: Titans @ Broncos, Sept. 14, 2020

Team	Qtr	Time	Play Description (Drive Plays-Yards, Time)	Titans	Broncos
Broncos	1	0:26	N.Fant 9 yd. pass from D.Lock (B.McManus kick) (10-63, 4:57)	0	7
Titans	2	9:21	M.Pruitt 1 yd. pass from R.Tannehill (S.Gostkowski kick) (5-23, 2:23)	7	7
Titans	4	13:49	J.Smith 1 yd. pass from R.Tannehill (kick failed, wl) (15-82, 7:02)	13	7
Broncos	4	9:08	M.Gordon 1 yd. run (B.McManus kick) (9-75, 4:41)	13	14
Titans	4	0:17	S.Gostkowski 25 yd. Field Goal (12-83, 2:48)	16	14

### Game 2: Jaguars @ Titans, Sept. 20, 2020

Team	Qtr	Time	Play Description (Drive Plays-Yards, Time)	Jaguars	Titans
Titans	1	13:22	J.Smith 13 yd. pass from R.Tannehill (S.Gostkowski kick) (3-77, 1:38)	0	7
Titans	1	5:43	C.Davis 9 yd. pass from R.Tannehill (S.Gostkowski kick) (5-30, 1:56)	0	14
Jaguars	1	3:43	T.Eifert 19 yd. pass from G.Minshe (J.Lambo kick) (6-75, 2:00)	7	14
Titans	2	1:47	J.Smith 4 yd. pass from R.Tannehill (S.Gostkowski kick) (13-85, 5:50)	7	21
Jaguars	2	0:12	J.Lambo 35 yd. Field Goal (10-58, 1:35)	10	21
Titans	2	0:00	S.Gostkowski 51 yd. Field Goal (2-16, 0:12)	10	24
Jaguars	3	7:04	J.Robinson 17 yd. run (J.Lambo kick) (14-89, 7:56)	17	24
Titans	3	2:04	A.Humphries 18 yd. pass from R.Tannehill (kick failed, hlu) (9-75, 5:00)	17	30
Jaguars	4	14:16	K.Cole 2 yd. pass from G.Minshe (kick failed, hru) (7-75, 2:48)	23	30
Jaguars	4	7:25	C.Thompson 14 yd. pass from G.Minshe (J.Lambo kick) (9-86, 5:02)	30	30
Titans	4	1:36	S.Gostkowski 49 yd. Field Goal (8-29, 1:53)	30	33

### Game 3: Titans @ Vikings, Sept. 27, 2020

Team	Qtr	Time	Play Description (Drive Plays-Yards, Time)	Titans	Vikings
Titans	1	11:44	S.Gostkowski 39 yd. Field Goal (6-54, 3:16)	3	0
Titans	1	6:01	S.Gostkowski 31 yd. Field Goal (4-7, 0:52)	6	0
Vikings	1	2:43	D.Cook 39 yd. run (D.Bailey kick) (7-76, 3:18)	6	7
Vikings	2	8:56	A.Thielen 16 yd. pass from K.Cousins (D.Bailey kick) (10-88, 5:52)	6	14
Titans	2	3:18	S.Gostkowski 30 yd. Field Goal (12-63, 5:38)	9	14
Vikings	2	1:41	D.Bailey 41 yd. Field Goal (7-52, 1:37)	9	17
Titans	3	8:57	S.Gostkowski 51 yd. Field Goal (5-28, 1:18)	12	17
Vikings	3	8:04	J.Jefferson 71 yd. pass from K.Cousins (D.Bailey kick) (2-73, 0:53)	12	24
Titans	3	3:53	D.Henry 1 yd. run (S.Gostkowski kick) (8-75, 4:11)	19	24
Titans	3	1:22	D.Henry 1 yd. run (pass failed) (3-65, 1:17)	25	24
Vikings	4	10:17	K.Rudolph 3 yd. pass from K.Cousins (pass failed) (10-75, 6:05)	25	30
Titans	4	6:31	S.Gostkowski 54 yd. Field Goal (10-39, 3:46)	28	30
Titans	4	1:44	S.Gostkowski 55 yd. Field Goal (9-44, 1:58)	31	30

### Game 4: Bills @ Titans, Oct. 13, 2020

Team	Qtr	Time	Play Description (Drive Plays-Yards, Time)	Bills	Titans
Titans	1	12:45	A.Brown 16 yd. pass from R.Tannehill (S.Gostkowski kick) (2-16, 0:44)	0	7
Bills	1	6:02	I.McKenzie 3 yd. pass from J.Allen (T.Bass kick) (15-76, 6:43)	7	7
Titans	2	13:54	D.Henry 1 yd. run (S.Gostkowski kick) (7-30, 3:05)	7	14
Bills	2	8:35	T.Bass 43 yd. Field Goal (10-50, 5:19)	10	14
Titans	2	0:16	R.Tannehill 10 yd. run (S.Gostkowski kick) (12-90, 2:39)	10	21
Titans	3	1:49	J.Smith 4 yd. pass from R.Tannehill (S.Gostkowski kick) (3-12, 1:16)	10	28
Bills	4	10:00	T.Yeldon 22 yd. pass from J.Allen (pass failed) (14-90, 6:49)	16	28
Titans	4	3:57	D.Henry 9 yd. run (S.Gostkowski kick) (11-75, 6:03)	16	35
Titans	4	1:59	J.Smith 7 yd. pass from R.Tannehill (S.Gostkowski kick) (6-18, 1:50)	16	42

### Game 5: Texans @ Titans, Oct. 18, 2020

Team	Qtr	Time	Play Description (Drive Plays-Yards, Time)	Texans	Titans
Titans	1	6:57	A.Firkser 7 yd. pass from R.Tannehill (S.Gostkowski kick) (9-80, 4:23) (6-82, 3:30) (6-82, 3:30)	0	7
Titans	1	0:12	A.Brown 6 yd. pass from R.Tannehill (S.Gostkowski kick) (10-71, 5:14)	0	14
Texans	2	8:56	D.Fells 1 yd. pass from D.Watson (K.Fairbairn kick) (13-82, 6:16)	7	14
Titans	2	3:34	A.Humphries 22 yd. pass from R.Tannehill (S.Gostkowski kick) (11-85, 5:22)	7	21
Texans	2	0:00	K.Fairbairn 38 yd. Field Goal (11-55, 3:34)	10	21
Texans	3	6:15	Da.Johnson 1 yd. run (K.Fairbairn kick) (5-79, 2:32)	17	21
Texans	3	4:35	R.Cobb 4 yd. pass from D.Watson (kick failed, wl) (3-4, 1:22)	23	21
Titans	4	9:23	D.Henry 94 yd. run (R.Tannehill-N.Westbrook pass) (1-94, 0:14)	23	29
Texans	4	8:37	W.Fuller 53 yd. pass from D.Watson (K.Fairbairn kick) (2-75, 0:46)	30	29
Texans	4	1:50	B.Cooks 1 yd. pass from D.Watson (pass failed) (15-69, 6:40)	36	29
Titans	4	0:04	A.Brown 7 yd. pass from R.Tannehill (S.Gostkowski kick) (9-76, 1:46)	36	36
Titans	5	6:30	D.Henry 5 yd. run	36	42

### Game 6: Steelers @ Titans, Oct. 25, 2020

Team	Qtr	Time	Play Description (Drive Plays-Yards, Time)	Steelers	Titans
Steelers	1	5:42	D.Johnson 11 yd. pass from B.Roethlisberger (C.Boswell kick) (16-75, 9:18)	7	0
Steelers	2	12:16	B.Snell 1 yd. run (C.Boswell kick) (13-61, 7:05)	14	0
Titans	2	5:26	C.Davis 4 yd. pass from R.Tannehill (S.Gostkowski kick) (12-75, 6:50)	14	7
Steelers	2	2:50	C.Boswell 38 yd. Field Goal (7-55, 2:36)	17	7
Steelers	2	0:52	D.Johnson 9 yd. pass from B.Roethlisberger (C.Boswell kick) (3-17, 0:43)	24	7
Steelers	3	10:26	C.Boswell 30 yd. Field Goal (7-54, 2:53)	27	7
Titans	3	9:36	A.Brown 73 yd. pass from R.Tannehill (S.Gostkowski kick) (2-75, 0:50)	27	14
Titans	3	2:55	S.Gostkowski 51 yd. Field Goal (4--3, 0:49)	27	17
Titans	4	10:13	D.Henry 1 yd. run (S.Gostkowski kick) (12-70, 5:25)	27	24

### Game 7: Titans @ Bengals, Nov. 1, 2020

Team	Qtr	Time	Play Description (Drive Plays-Yards, Time)	Titans	Bengals
Bengals	1	9:48	R.Bullock 33 yd. Field Goal (12-57, 5:12)	0	3
Bengals	2	10:26	S.Perine 1 yd. run (R.Bullock kick) (9-57, 4:59)	0	10
Titans	2	6:04	D.Henry 3 yd. run (S.Gostkowski kick) (10-75, 4:22)	7	10
Bengals	2	0:32	G.Bernard 12 yd. run (R.Bullock kick) (9-73, 5:32)	7	17
Bengals	4	13:55	T.Boyd 7 yd. pass from J.Burrow (R.Bullock kick) (12-86, 5:37)	7	24
Titans	4	11:20	A.Brown 9 yd. pass from R.Tannehill (S.Gostkowski kick) (9-75, 2:35)	14	24
Bengals	4	7:30	G.Bernard 6 yd. pass from J.Burrow (R.Bullock kick) (7-44, 3:50)	14	31
Titans	4	5:56	C.Davis 12 yd. pass from R.Tannehill (pass failed) (6-75, 1:34)	20	31

## 2020 TENNESSEE TITANS GAME-BY-GAME SCORING

### Game 8: Bears @ Titans, Nov. 8, 2020

Team	Qtr	Time	Play Description (Drive Plays-Yards, Time)	Bears	Titans
Titans	1	4:22	S.Gostkowski 40 yd. Field Goal (8-56, 4:09)	0	3
Titans	2	4:39	A.Brown 40 yd. pass from R.Tannehill (S.Gostkowski kick) (12-91, 6:10)	0	10
Titans	3	4:41	D.King 63 yd. fumble return (S.Gostkowski kick)	0	17
Bears	4	12:30	C.Santos 22 yd. Field Goal (15-63, 7:11)	3	17
Titans	4	8:10	J.Smith 2 yd. pass from R.Tannehill (S.Gostkowski kick) (8-76, 4:20)	3	24
Bears	4	5:06	R.Nall 6 yd. pass from N.Foles (C.Santos kick) (9-75, 3:04)	10	24
Bears	4	1:04	4 J.Graham 8 yd. pass from N.Foles (C.Santos kick) (8-80, 0:58)	17	24

### Game 9: Colts @ Titans, Nov. 12, 2020

Team	Qtr	Time	Play Description (Drive Plays-Yards, Time)	Colts	Titans
Titans	1	11:50	D.Foreman 5 yd. pass from R.Tannehill (S.Gostkowski kick) (6-67, 3:10)	0	7
Colts	1	0:36	R.Blankenship 24 yd. Field Goal (11-69, 4:30)	3	7
Titans	2	11:12	S.Gostkowski 50 yd. Field Goal (8-43, 4:24)	3	10
Colts	2	7:49	N.Hines 13 yd. pass from P.Rivers (R.Blankenship kick) (8-80, 3:23)	10	10
Titans	2	2:54	J.Smith 1 yd. run (S.Gostkowski kick) (9-75, 4:55)	10	17
Colts	2	0:00	R.Blankenship 43 yd. Field Goal (13-51, 2:54)	13	17
Colts	3	2:51	N.Hines 2 yd. run (R.Blankenship kick) (4-27, 1:18)	20	17
Colts	3	1:52	T.Carrie 6 yd. return of blocked punt (R.Blankenship kick)	27	17
Colts	4	9:21	J.Brissett 2 yd. run (R.Blankenship kick) (4-66, 2:50)	34	17

### Game 10: Titans @ Ravens, Nov. 22, 2020

Team	Qtr	Time	Play Description (Drive Plays-Yards, Time)	Titans	Ravens
Titans	1	8:37	J.Smith 1 yd. pass from R.Tannehill (S.Gostkowski kick) (9-79, 5:16) (6-73, 2:37) (6-73, 2:37)	7	0
Ravens	1	1:50	J.Tucker 30 yd. Field Goal (13-63, 6:47)	7	3
Ravens	2	11:05	J.Tucker 27 yd. Field Goal (7-13, 3:03)	7	6
Ravens	2	5:17	J.Dobbins 2 yd. run (L.Jackson-J.Dobbins pass) (9-60, 4:08)	7	14
Titans	2	0:48	S.Gostkowski 40 yd. Field Goal (14-53, 4:29)	10	14
Ravens	3	9:34	M.Andrews 31 yd. pass from L.Jackson (J.Tucker kick) (7-74, 3:52)	10	21
Titans	3	5:33	S.Gostkowski 40 yd. Field Goal (8-53, 4:01)	13	21
Titans	4	11:12	S.Gostkowski 22 yd. Field Goal (12-81, 5:34)	16	21
Titans	4	2:18	A.Brown 14 yd. pass from R.Tannehill (R.Tannehill run) (10-90, 5:25)	24	21

### Game 11: Titans @ Colts, Nov. 29, 2020

Team	Qtr	Time	Play Description (Drive Plays-Yards, Time)	Titans	Colts
Titans	1	9:12	D.Henry 12 yd. run (S.Gostkowski kick) (10-75, 5:48)	7	0
Colts	1	2:34	T.Burton 11 yd. pass from P.Rivers (R.Blankenship kick) (12-75, 6:38)	7	7
Titans	1	0:09	A.Brown 69 yd. pass from R.Tannehill (S.Gostkowski kick) (4-75, 2:25)	14	7
Colts	2	12:51	J.Brissett 1 yd. run (R.Blankenship kick) (6-75, 2:18)	14	14
Titans	2	6:15	D.Henry 1 yd. run (S.Gostkowski kick) (8-65, 3:29)	21	14
Titans	2	1:41	D.Henry 11 yd. run (S.Gostkowski kick) (9-86, 2:44)	28	14
Titans	2	0:20	R.Tannehill 1 yd. run (S.Gostkowski kick) (5-44, 0:53)	35	14
Titans	3	0:44	S.Gostkowski 49 yd. Field Goal (8-32, 4:54)	38	14
Colts	4	13:23	J.Brissett 1 yd. run (run failed) (9-75, 2:21)	38	20
Colts	4	2:34	T.Hilton 5 yd. pass from P.Rivers (pass failed) (11-94, 3:21)	38	26
Titans	4	2:29	A.Brown 42 yd. kickoff return (S.Gostkowski kick) (0-0, 0:05)	45	26

# TITANS-BRONCOS: GAME SUMMARY



Week 1: Titans 16, Broncos 14

Monday, Sept. 14, 2020 • 8:20 p.m. MT • Empower Field at Mile High



## GAME RECAP

In Week 1 of the 2020 NFL season, the Titans traveled to Denver to take on the Broncos on Monday Night Football. Tennessee won by a score of 16-14.

Denver got on the board first with a 10-play, 63-yard scoring drive. Broncos RB **Melvin Gordon III** and QB **Drew Lock** each rushed for a first down, and Lock tossed a 12-yard pass to Broncos WR **Jerry Jeudy** to help move the chains. Ultimately, Lock connected with Broncos TE **Noah Fant** for a nine-yard score and an early 7-0 lead.

In the second quarter at the Denver 21-yard line, Lock tossed a two-yard pass to Gordon III, but S **Kevin Byard** forced a fumble and the ball was recovered by DL **Jeffery Simmons**. Tennessee took possession and capitalized on the turnover. RB **Derrick Henry** contributed 13 yard on the ground as QB **Ryan Tannehill** hit TE **MyCole Pruitt** for a one-yard touchdown to tie the game, 7-7.

On the ensuing Denver drive, the Broncos drove into Titans territory but were denied a score. On first-and-goal at the Tennessee two-yard line, Broncos RB **Phillip Lindsay** gained one yard on the ground, but Denver was stopped on the following three downs. On fourth down, Lock tossed a shovel pass to Broncos TE **Jake Butt**, who was taken down by Simmons and DL **DaQuan Jones** for no gain to preserve the score.

In the second half, the Titans took the lead with a 15-play, 82-yard scoring drive. Tannehill completed two first-down passes to WR **Corey Davis**, one to WR **Adam Humphries**, and Henry added one rushing first down before Tannehill threw a one-yard touchdown pass to TE **Jonnu Smith**. The extra point attempt was no good as the Titans pulled ahead, 13-7. The Broncos responded on the ensuing possession with a scoring drive of their own. Gordon III rushed for a gain of 25, and Jeudy contributed a 21-yard reception before Gordon ran in a one-yard score as the Broncos retook the lead, 14-13.

Late in the fourth quarter, the Titans offense moved efficiently down the field for an 83-yard scoring drive that took 2:48 to complete. With 17 seconds remaining in regulation, K **Stephen Gostkowski** tacked on a 25-yard field goal to put the Titans ahead, 16-14. Tennessee's defense preserved the score and the Titans opened up the season with a primetime victory.

## SCORING

	1	2	3	4	Final
Tennessee	0	7	0	9	16
Denver	7	0	0	7	14

TEAM	SCORING PLAY	TIME
Broncos	N.Fant 9 yd. pass from D.Lock (B.McManus kick)	1:0:26
Titans	M.Pruitt 1 yd. pass from R.Tannehill (S.Gostkowski kick)	2-9:21
Titans	J.Smith 1 yd. pass from R.Tannehill (kick failed, wl)	4-13:49
Broncos	M.Gordon 1 yd. run (B.McManus kick)	4-9:08
Titans	S.Gostkowski 25 yd. Field Goal	4-0:17

Missed FGs: S. Gostkowski 47WR, 44B, 42WL

Attendance: 0

Time of Game: 3:06

Weather: 79°, Mostly Clear, Wind SE 10 mph

Referee: Scott Novak



TEAM STATISTICS

	Titans	Broncos
TOTAL FIRST DOWNS	26	19
THIRD DOWN EFFICIENCY	7-16-44%	3-9-33%
FOURTH DOWN EFFICIENCY	1-1-100%	0-1-0%
TOTAL NET YARDS	377	323
Plays - Avg.	78-4.8	59-5.5
NET YARDS RUSHING	130	107
Rushes - Avg.	34-3.8	26-4.1
NET YARDS PASSING	247	216
Sacks - Yards Lost	1-2	0-0
PASS ATT-COMP-INT	43-29-0	33-22-0
PUNTS - Avg.	4-51.0	5-46.4
Net Punting Average	47.0	42.6
PUNT RETURNS - Yards	3-19	2-16
KICKOFF RETURNS - Yards	1-19	0-0
INTERCEPTIONS - Yards	0-0	0-0
PENALTIES Number and Yards	5-37	5-56
FUMBLES - Lost	0-0	4-1
TOUCHDOWNS	2	2
EXTRA POINTS Made-Attempts	1-2	2-2
RED ZONE EFFICIENCY	2-3-67%	2-3-67%
GOAL TO GO EFFICIENCY	2-2-100%	1-2-50%
SAFETIES	0	0
GIVEAWAYS	0	1
TAKEAWAYS	1	0
TIME OF POSSESSION	32:40	27:20

## TITANS STARTERS

OFFENSE		DEFENSE	
WR 84	C.Davis	DB 35	C.Jackson
TE 81	J.Smith	NT 90	D.Jones
LT 77	T.Lewan	DT 98	J.Simmons
RT 76	R.Saffold	OLB 99	J.Clowney
C 60	B.Jones	ILB 54	R.Evans
RG 64	N.Davis	ILB 55	J.Brown
RT 71	D.Kelly	OLB 58	H.Landry
TE 85	M.Pruitt	CB 33	J.Joseph
WR 11	A.Brown	SS 24	K.Vaccaro
QB 17	R.Tannehill	FS 31	K.Byard
RB 22	D.Henry	CB 21	M.Butler

## BRONCOS STARTERS

OFFENSE		DEFENSE	
LT 72	G.Bolles	DE 96	S.Harris
LG 66	D.Risner	NT 98	M.Purcell
C 79	L.Cushenberry	DE 99	J.Casey
RG 61	G.Glasgow	SLB 97	J.Attachu
RT 68	E.Wilkinson	WLB 55	B.Chubb
TE 87	N.Fant	ILB 45	A.Johnson
WR 81	T.Patrick	ILB 47	J.Jewell
RB 25	M.Gordon	LCB 21	A.Bouye
QB 3	D.Lock	RCB 29	B.Callahan
WR 17	D.Hamilton	SS 22	K.Jackson
RB 30	P.Lindsay	FS 31	J.Simmons

## TITANS INDIVIDUAL STATISTICS

Rushing	Att	Yds	Avg	Lg	TD
D.Henry	31	116	3.7	13	0
R.Tannehill	3	14	4.7	11	0
<b>Total</b>	<b>34</b>	<b>130</b>	<b>3.8</b>	<b>13</b>	<b>0</b>

Passing	Att	Cmp	Yds	TD	Lg	IN	Rt
R.Tannehill	43	29	249	2	23	0	97.9
<b>Total</b>	<b>43</b>	<b>29</b>	<b>249</b>	<b>2</b>	<b>23</b>	<b>0</b>	<b>97.9</b>

Receiving	No	Yds	Avg	Lg	TD
C.Davis	7	101	14.4	23	0
A.Humphries	6	47	7.8	10	0
A.Brown	5	39	7.8	12	0
J.Smith	4	36	9.0	22	1
D.Henry	3	15	5.0	6	0
A.Firkser	2	5	2.5	6	0
K.Blasingame	1	5	5.0	5	0
M.Pruitt	1	1	1.0	1	1
<b>Total</b>	<b>29</b>	<b>249</b>	<b>8.6</b>	<b>23</b>	<b>2</b>

Interceptions	No	Yds	Avg	Lg	TD
None					

## Leading Tacklers (Press Box Totals)

K. Byard 9-8-1; K. Vaccaro 6-5-1; J. Brown 5-3-2

Sacks: None

FF: K. Byard 1; J. Kalu 1 FR: J. Simmons 1

## BRONCOS INDIVIDUAL STATISTICS

Rushing	Att	Yds	Avg	Lg	TD
M.Gordon	15	78	5.2	25	1
P.Lindsay	7	24	3.4	10	0
D.Lock	3	5	1.7	3	0
R.Freeman	1	0	0.0	0	0
<b>Total</b>	<b>26</b>	<b>107</b>	<b>4.1</b>	<b>25</b>	<b>1</b>

Passing	Att	Cmp	Yds	TD	Lg	IN	Rt
D.Lock	33	22	216	1	31	0	95.0
<b>Total</b>	<b>33</b>	<b>22</b>	<b>216</b>	<b>1</b>	<b>31</b>	<b>0</b>	<b>95.0</b>

Receiving	No	Yds	Avg	Lg	TD
N.Fant	5	81	16.2	31	1
J.Jeudy	4	56	14.0	25	0
T.Patrick	4	29	7.3	15	0
M.Gordon	3	8	2.7	8	0
D.Hamilton	1	18	18.0	18	0
R.Freeman	1	12	12.0	12	0
P.Lindsay	1	11	11.0	11	0
T.Cleveland	1	7	7.0	7	0
J.Butt	1	0	0.0	0	0
N.Vannett	1	-6	-6.0	-6	0
<b>Total</b>	<b>22</b>	<b>216</b>	<b>9.8</b>	<b>31</b>	<b>1</b>

Interceptions	No	Yds	Avg	Lg	TD
None					

## Leading Tacklers (Press Box Totals)

A. Johnson 12-8-4; B. Callahan 8-6-2; J. Jewell 8-5-3

Sacks: J. Attaochu 1

FF: None FR: None



# TITANS-JAGUARS: GAME SUMMARY



**Week 2: Titans 33, Jaguars 30**  
**Sunday, Sept. 20, 2020 • 12:00 p.m. CT • Nissan Stadium**



In Week 2 of the 2020 season, the Titans hosted the Jacksonville Jaguars for their home opener and won by a score of 33-30. Tennessee advanced to 2-0 on the season for the first time since 2008.

The Titans opened up the game with a three-play scoring drive that elapsed 98 seconds. QB **Ryan Tannehill's** first pass of the game went 63 yards to TE **Jonnu Smith**, and two plays later Smith caught a 13-yard score for an early 7-0 Titans lead. On the following Jacksonville possession, rookie CB **Kristian Fulton** picked off Jaguars QB **Gardner Minshew II** and returned the ball 44 yards. Tennessee capitalized on the turnover as Tannehill threw a nine-yard touchdown to WR **Corey Davis**, 14-7 Titans. Jacksonville then responded with a touchdown drive of their own. Minshew II hit Jaguars WR **DJ Chark Jr.** for a 45-yard gain before ultimately tossing a 19-yard touchdown to Jaguars TE **Tyler Eifert** to cut the score in half, 14-7.

In the second quarter Tennessee extended its lead on another touchdown by Smith. Tannehill threw a four-yard score to Smith for a 21-7 advantage. Both teams successfully added a field goal each to make it 24-10 with the Titans ahead heading into halftime.

Jacksonville had the ball to begin the second half and quickly inched closer to the Titans with a 14-play scoring drive. Jaguars RB **James Robinson** scurried into the end zone on a 17-yard rush to make it a 24-17 game. On the ensuing Tennessee possession, RB **Derrick Henry** contributed a 14-yard gain and Davis caught a 17-yard pass to move the chains. Facing pressure and absorbing a hit as he threw the ball, Tannehill launched an 18-yard touchdown pass to WR **Adam Humphries**. The extra point was no good as Tennessee pulled out ahead, 30-17.

On the ensuing Jacksonville drive, Minshew II led his offense on a 75-yard scoring drive that resulted in a two-yard touchdown reception by Jaguars WR **Keelan Cole Sr.** Jacksonville's extra point attempt failed, 30-23 Titans.

In the fourth quarter, Jacksonville tied the game 30-30. After two catches for 32 yards contributed by Jaguars WR **Chris Conley**, Minshew was able to hit Jaguars RB **Chris Thompson** for a 14-yard touchdown to knot the score.

For the second consecutive week, Tannehill engineered a game-winning drive for

Tennessee. Beginning at their own 40-yard line, the Titans moved down to the Jacksonville 31-yard line to allow K **Stephen Gostkowski** the opportunity to convert the go-ahead 49-yard field goal with 1:36 remaining in the game, 33-30. The Jaguars offense took the field with a minute and a half to go and DT **Jeffery Simmons** tipped a Minshew II seonc-down pass that was intercepted by outside linebacker **Harold Landry III** to preserve a Titans victory.

## SCORING

	1	2	3	4	Final
Jacksonville	7	3	7	13	30
Tennessee	14	10	6	3	33

## TEAM SCORING PLAY

TEAM	SCORING PLAY	TIME
Titans	J.Smith 13 yd. pass from R.Tannehill (S.Gostkowski kick)	1-13:22
Titans	C.Davis 9 yd. pass from R.Tannehill (S.Gostkowski kick)	1-5:43
Jaguars	T.Eifert 19 yd. pass from G.Minshew (J.Lambo kick)	1-3:43
Titans	J.Smith 4 yd. pass from R.Tannehill (S.Gostkowski kick)	2-1:47
Jaguars	J.Lambo 35 yd. Field Goal	2-0:12
Titans	S.Gostkowski 51 yd. Field Goal	2-0:00
Jaguars	J.Robinson 17 yd. run (J.Lambo kick)	3-7:04
Titans	A.Humphries 18 yd. pass from R.Tannehill (kick failed, hlu)	3-2:04
Jaguars	K.Cole 2 yd. pass from G.Minshew (kick failed, hru)	4-14:14
Jaguars	C.Thompson 14 yd. pass from G.Minshew (J.Lambo kick)	4-7:25
Titans	S.Gostkowski 49 yd. Field Goal	4-1:36

Missed FGs: None

Attendance: 0

Time of Game: 2:59

Weather: 72°, Sunny, Wind WE 5 mph

Referee: Clay Martin



## TEAM STATISTICS

	Jaguars	Titans
TOTAL FIRST DOWNS	30	23
THIRD DOWN EFFICIENCY	10-14-71%	7-11-64%
FOURTH DOWN EFFICIENCY	1-1-100%	0-0-0%
TOTAL NET YARDS	480	354
Plays - Avg.	74-6.5	59-6.0
NET YARDS RUSHING	165	123
Rushes - Avg.	27-6.1	34-3.6
NET YARDS PASSING	315	231
Sacks - Yards Lost	2-24	1-8
PASS ATT-COMP-INT	45-30-2	24-18-0
PUNTS - Avg.	2-40.0	3-40.7
Net Punting Average	40.0	40.7
PUNT RETURNS - Yards	1-0	1-0
KICKOFF RETURNS - Yards	1-0	4-54
INTERCEPTIONS - Yards	0-0	2-44
PENALTIES Number and Yards	8-60	4-30
FUMBLES - Lost	2-0	0-0
TOUCHDOWNS	4	4
EXTRA POINTS Made-Attempts	3-4	3-4
RED ZONE EFFICIENCY	4-5-80%	4-4-100%
GOAL TO GO EFFICIENCY	1-1-100%	1-1-100%
SAFETIES	0	0
GIVEAWAYS	2	0
TAKEAWAYS	0	2
TIME OF POSSESSION	33:22	26:38

## JAGUARS STARTERS

OFFENSE		DEFENSE	
WR 17	D.Chark	DE 41	J.Allen
LT 74	C.Robinson	NT 95	A.Jones
G 68	A.Norwell	DE 90	T.Bryan
C 65	B.Linder	DT 96	A.Gotsis
G 60	A.Cann	WLB 44	M.Jack
LT 75	J.Taylor	MLB 47	J.Schobert
TE 80	J.O'Shaughnessy	SLB 48	L.Jacobs
QB 15	G.Minshew	CB 37	T.Herdndon
RB 30	J.Robinson	FS 42	A.Wingard
TE 88	T.Eifert	SS 29	J.Jones
TE 86	B.Ellefson	CB 23	C.Henderson

## TITANS STARTERS

OFFENSE		DEFENSE	
WR 84	C.Davis	DE 94	J.Crawford
TE 81	J.Smith	NT 90	D.Jones
LT 77	T.Lewan	DT 98	J.Simmons
RT 76	R.Saffold	OLB 99	J.Clowney
C 60	B.Jones	ILB 54	R.Evans
RG 64	N.Davis	ILB 55	J.Brown
RT 71	D.Kelly	OLB 58	H.Landry
FB 41	K.Blasingame	CB 33	J.Joseph
WR 14	K.Raymond	SS 24	K.Vaccaro
QB 17	R.Tannehill	FS 31	K.Byard
RB 22	D.Henry	CB 21	M.Butler

## JAGUARS INDIVIDUAL STATISTICS

Rushing	Att	Yds	Avg	Lg	TD
J.Robinson	16	102	6.4	39	1
L.Shenault	5	37	7.4	14	0
G.Minshew	4	19	4.8	11	0
C.Thompson	2	7	3.5	5	0
<b>Total</b>	<b>27</b>	<b>165</b>	<b>6.1</b>	<b>39</b>	<b>1</b>

Passing	Att	Cmp	Yds	TD	Lg	IN	Rt
G.Minshew	45	30	339	3	45	2	92.7
<b>Total</b>	<b>45</b>	<b>30</b>	<b>339</b>	<b>3</b>	<b>45</b>	<b>2</b>	<b>92.7</b>

Receiving	No	Yds	Avg	Lg	TD
K.Cole	6	58	9.7	23	1
D.Chark	4	84	21.0	45	0
C.Conley	4	48	12.0	24	0
J.O'Shaughnessy	4	40	10.0	13	0
T.Eifert	3	36	12.0	19	1
L.Shenault	3	35	11.7	14	0
C.Thompson	3	20	6.7	14	1
J.Robinson	3	18	6.0	6	0
<b>Total</b>	<b>30</b>	<b>339</b>	<b>11.3</b>	<b>45</b>	<b>3</b>

Interceptions	No	Yds	Avg	Lg	TD
None					

## Leading Tacklers (Press Box Totals)

M. Jack 11-6-5; J. Schobert 10-6-4; A. Wingard 9-7-2

Sacks: K. Chaisson 1

FF: None FR: None

## TITANS INDIVIDUAL STATISTICS

Rushing	Att	Yds	Avg	Lg	TD
D.Henry	25	84	3.4	14	0
R.Tannehill	4	12	3.0	8	0
C.Batson	1	11	11.0	11	0
S.Perry	2	9	4.5	6	0
J.McNichols	2	7	3.5	4	0
<b>Total</b>	<b>34</b>	<b>123</b>	<b>3.6</b>	<b>14</b>	<b>0</b>

Passing	Att	Cmp	Yds	TD	Lg	IN	Rt
R.Tannehill	24	18	239	4	63		0145.7
<b>Total</b>	<b>24</b>	<b>18</b>	<b>239</b>	<b>4</b>	<b>63</b>		<b>0145.7</b>

Receiving	No	Yds	Avg	Lg	TD
A.Humphries	5	48	9.6	18	1
J.Smith	4	84	21.0	63	2
A.Firkser	4	45	11.3	16	0
C.Davis	3	36	12.0	17	1
C.Batson	2	26	13.0	18	0
<b>Total</b>	<b>18</b>	<b>239</b>	<b>13.3</b>	<b>63</b>	<b>4</b>

Interceptions	No	Yds	Avg	Lg	TD
K. Fulton	1	44	44.0	44	0
H. Landry	1	0	0.0	0	0
<b>Total</b>	<b>2</b>	<b>44</b>	<b>22.0</b>	<b>44</b>	<b>0</b>

## Leading Tacklers (Press Box Totals)

K. Vaccaro 11-10-1; M. Butler 11-8-3; R. Evans 7-6-1

Sacks: K. Vaccaro 1; J. Crawford 1

FF: None FR: None

# TITANS-VIKINGS: GAME SUMMARY



**Week 3: Titans 31, Vikings 30**  
**Sunday, Sept. 27, 2020 • 12:00 p.m. CT • U.S. Bank Stadium**



In Week 3 of the 2020 season, the Titans traveled to Minnesota to face the Vikings and won by a score of 31-30. K **Stephen Gostkowski** was a career-best six-for-six on field goals and RB **Derrick Henry** added two rushing scores to propel the Titans to a 3-0 start.

Tennessee put up a 54-yard scoring drive on their opening possession. WR **Kalif Raymond** made a 44-yard catch to move the chains as Gostkowski converted a 39-yard field goal for an early 3-0 lead. Later in the first quarter, CB **Johnathan Joseph** forced Vikings RB **Dalvin Cook** to fumble the ball and LB **Rashaan Evans** recovered the fumble. Evans scooped the ball up and ran 25 yards to the Minnesota 20-yard line to set the Titans up in position for a 31-yard field goal. Tennessee moved ahead, 6-0. On the ensuing Minnesota possession, the Vikings put together a seven-play, 76-yard scoring drive. Vikings QB **Kirk Cousins** connected with Vikings WR **Justin Jefferson** for an 11-yard gain before Cook took off for a 39-yard rushing score. Minnesota took the lead, 7-6.

In the second quarter, QB **Ryan Tannehill** threw an interception in the end zone to Vikings S **Harrison Smith**. Minnesota capitalized on the turnover and produced an 88-yard scoring drive, which was capped with a 16-yard touchdown reception by Vikings WR **Adam Thielen** for a 14-6 Minnesota advantage. Each team tacked on a field goal in the second quarter to make it a 17-9 game heading into halftime.

In the third quarter, Tennessee inched closer to Minnesota with a 51-yard field goal to make it a 17-12 game. However, on the ensuing Vikings possession Cousins threw a 71-yard touchdown pass to Jefferson as Minnesota extended the lead, 24-12.

On the following Tennessee drive, WR **Corey Davis** contributed a 38-yard reception to give Tennessee a first down at the Minnesota eight-yard line. Ultimately, Henry ran into the end zone on a one-yard score to make it a 24-19 game. After forcing the Vikings to punt on their next possession, Tennessee put together another scoring drive. With a 61-yard catch contributed by Raymond, Henry again rushed for a one-yard score to give Tennessee the lead. The Titans were unsuccessful on a two-point conversion attempt and took the lead, 25-24.

The Vikings retook the lead with a 10-play, 75-yard scoring drive. Cousins connected with Vikings TE **Kyle Rudolph** for a three-yard touchdown, but Minnesota's two-point conversion attempt failed as the Vikings took a 30-25 advantage.

Trailing by five points, the Titans engineered a 10-play scoring drive on that saw Gost-

kowski nail a 54-yard field goal to make it a 30-28 game. After forcing the Vikings to punt, Tennessee added another field goal on its next possession as Gostkowski's 55-yard kick gave the Titans a 31-30 lead with just under two minutes left to play.

With Minnesota facing a fourth-and-24 from their own 26-yard line, and Tennessee looking to preserve a lead, Cousins threw a pass deep right and it was intercepted by DB **Amani Hooker** to seal a Titans victory.

## SCORING

	1	2	3	4	Final
Tennessee	6	3	16	6	31
Minnesota	7	10	7	6	30

TEAM	SCORING PLAY	TIME
Titans	S.Gostkowski 39 yd. Field Goal	1-11:44
Titans	S.Gostkowski 31 yd. Field Goal	1-6:01
Vikings	D.Cook 39 yd. run (D.Bailey kick)	1-2:43
Vikings	A.Thielen 16 yd. pass from K.Cousins (D.Bailey kick)	2-8:56
Titans	S.Gostkowski 30 yd. Field Goal	2-3:18
Vikings	D.Bailey 41 yd. Field Goal	2-1:41
Titans	S.Gostkowski 51 yd. Field Goal	3-8:57
Vikings	J.Jefferson 71 yd. pass from K.Cousins (D.Bailey kick)	3-8:04
Titans	D.Henry 1 yd. run (S.Gostkowski kick)	3-3:53
Titans	D.Henry 1 yd. run (pass failed)	3-1:22
Vikings	K.Rudolph 3 yd. pass from K.Cousins (pass failed)	4-10:17
Titans	S.Gostkowski 54 yd. Field Goal	4-6:31
Titans	S.Gostkowski 55 yd. Field Goal	4-1:44

**Missed FGs:** D. Bailey 49WR

**Attendance:** 0

**Time of Game:** 3:10

**Weather:** Indoors

**Referee:** Clete Blakeman



TEAM STATISTICS

	Titans	Vikings
TOTAL FIRST DOWNS	23	22
THIRD DOWN EFFICIENCY	3-13-23%	4-10-40%
FOURTH DOWN EFFICIENCY	1-1-100%	0-1-0%
TOTAL NET YARDS	444	464
Plays - Avg.	73-6.1	62-7.5
NET YARDS RUSHING	134	226
Rushes - Avg.	35-3.8	33-6.8
NET YARDS PASSING	310	238
Sacks - Yards Lost	1-11	2-13
PASS ATT-COMP-INT	37-23-1	27-16-2
PUNTS - Avg.	3-47.7	3-44.0
Net Punting Average	41.0	42.3
PUNT RETURNS - Yards	2-5	0-0
KICKOFF RETURNS - Yards	1-30	2-47
INTERCEPTIONS - Yards	2-8	1-16
PENALTIES Number and Yards	4-45	3-20
FUMBLES - Lost	2-0	2-1
TOUCHDOWNS	2	4
EXTRA POINTS Made-Attempts	1-2	3-4
RED ZONE EFFICIENCY	2-4-50%	2-2-100%
GOAL TO GO EFFICIENCY	2-2-100%	1-1-100%
SAFETIES	0	0
GIVEAWAYS	1	3
TAKEAWAYS	3	1
TIME OF POSSESSION	31:32	28:28

## TITANS STARTERS

OFFENSE		DEFENSE	
WR 84	C.Davis	DE 94	J.Crawford
TE 81	J.Smith	NT 90	D.Jones
LT 77	T.Lewan	DT 98	J.Simmons
LG 76	R.Saffold	OLB 99	J.Clowney
C 60	B.Jones	ILB 54	R.Evans
RG 64	N.Davis	ILB 55	J.Brown
RT 71	D.Kelly	OLB 58	H.Landry
WR 10	A.Humphries	CB 33	J.Joseph
QB 17	R.Tannehill	SS 24	K.Vaccaro
RB 22	D.Henry	FS 31	K.Byard
WR 13	C.Batson	CB 21	M.Butler

## VIKINGS STARTERS

OFFENSE		DEFENSE	
WR 18	J.Jefferson	LE 95	I.Odenigbo
LT 71	R.Reiff	NT 93	S.Stephen
LG 78	D.Dozier	DT 94	J.Johnson
C 56	G.Bradbury	RE 91	Y.Ngakoue
RG 73	D.Samia	SLB 50	E.Wilson
RT 75	B.O'Neill	MLB 54	E.Kendricks
TE 82	K.Rudolph	CB 29	K.Boyd
WR 19	A.Thielen	LCB 20	J.Gladney
QB 8	K.Cousins	RCB 24	H.Hill
HB 33	D.Cook	SS 22	H.Smith
FB 30	C.Ham	FS 41	A.Harris

## TITANS INDIVIDUAL STATISTICS

Rushing	Att	Yds	Avg	Lg	TD
D.Henry	26	119	4.6	16	2
R.Tannehill	4	9	2.3	10	0
D.Evans	3	9	3.0	4	0
A.Humphries	1	0	0.0	0	0
K.Raymond	1	-3	-3.0	-3	0
<b>Total</b>	<b>35</b>	<b>134</b>	<b>3.8</b>	<b>16</b>	<b>2</b>

Passing	Att	Cmp	Yds	TD	Lg	IN	Rt
R.Tannehill	37	23	321	0	61	1	78.8
<b>Total</b>	<b>37</b>	<b>23</b>	<b>321</b>	<b>0</b>	<b>61</b>	<b>1</b>	<b>78.8</b>

Receiving	No	Yds	Avg	Lg	TD
C.Davis	5	69	13.8	38	0
J.Smith	5	61	12.2	21	0
A.Humphries	4	41	10.3	23	0
K.Raymond	3	118	39.3	61	0
M.Pruitt	2	16	8.0	10	0
D.Henry	2	11	5.5	6	0
J.McNichols	1	5	5.0	5	0
R.Tannehill	1	0	0.0	0	0
<b>Total</b>	<b>23</b>	<b>321</b>	<b>14.0</b>	<b>61</b>	<b>0</b>

Interceptions	No	Yds	Avg	Lg	TD
J.Joseph	1	5	5.0	5	0
A.Hooker	1	3	3.0	3	0
<b>Total</b>	<b>2</b>	<b>8</b>	<b>4.0</b>	<b>5</b>	<b>0</b>

## Leading Tacklers (Press Box Totals)

J. Brown 8-6-2; J. Joseph 7-7-0; R. Evans 7-4-3

**Sacks:** J. Simmons 1; K. Fulton 1

**FF:** J. Joseph 1 **FR:** R. Evans 1

## VIKINGS INDIVIDUAL STATISTICS

Rushing	Att	Yds	Avg	Lg	TD
D.Cook	22	181	8.2	39	1
A.Mattison	8	27	3.4	15	0
K.Cousins	2	14	7.0	14	0
A.Thielen	1	4	4.0	4	0
<b>Total</b>	<b>33</b>	<b>226</b>	<b>6.8</b>	<b>39</b>	<b>1</b>

Passing	Att	Cmp	Yds	TD	Lg	IN	Rt
K.Cousins	27	16	251	3	71	2	96.4
<b>Total</b>	<b>27</b>	<b>16</b>	<b>251</b>	<b>3</b>	<b>71</b>	<b>2</b>	<b>96.4</b>

Receiving	No	Yds	Avg	Lg	TD
J.Jefferson	7	175	25.0	71	1
A.Thielen	3	29	9.7	16	1
D.Cook	2	18	9.0	15	0
K.Rudolph	2	11	5.5	8	1
C.Ham	1	11	11.0	11	0
C.Beebe	1	7	7.0	7	0
<b>Total</b>	<b>16</b>	<b>251</b>	<b>15.7</b>	<b>71</b>	<b>3</b>

Interceptions	No	Yds	Avg	Lg	TD
H.Smith	1	16	16.0	16	0
<b>Total</b>	<b>1</b>	<b>16</b>	<b>16.0</b>	<b>16</b>	<b>0</b>

## Leading Tacklers (Press Box Totals)

E. Kendricks 10-6-4; H. Smith 9-6-3; A. Harris 8-6-2

**Sacks:** Y. Ngakoue 1

**FF:** Y. Ngakoue **FR:** None



# TITANS-BILLS: GAME SUMMARY



**Week 5: Titans 42, Bills 16**  
**Tuesday, Oct. 13, 2020 • 6:05 p.m. CT • Nissan Stadium**



In Week 5 of the 2020 season, the Titans hosted the Buffalo Bills for a Tuesday night matchup that was rescheduled due to Tennessee's COVID-19 outbreak. With just two days of practice before the game after Saint Thomas Sports Park was closed, and 16 days since their Week 3 contest, the Titans used three takeaways and six total touchdowns to beat the Bills by a score of 42-16.

Buffalo had possession of the ball to begin the game, but on the third play, Bills QB **Josh Allen** threw an interception to CB **Malcolm Butler** who returned the ball 29 yards to the Buffalo 16-yard line. Tennessee quickly took a 7-0 lead as QB **Ryan Tannehill** tossed a 16-yard touchdown strike to WR **A.J. Brown**. On their ensuing possession, Buffalo put together a 76-yard scoring drive that culminated in Allen throwing a three-yard touchdown to Bills WR **Isaiah McKenzie** to tie the game, 7-7. Later in the first quarter, WR **Kalif Raymond** recorded a 40-yard punt return to put the Titans in good field position at the Buffalo 30-yard line, and he also contributed a 20-yard catch on the drive. Ultimately, RB **Derrick Henry** ran in a one-yard score for a 14-7 lead.

In the second quarter, Buffalo added a 10-play scoring drive with Bills TE **Dawson Knox**, Bills WR **Stefon Diggs** and Bills WR **Gabriel Davis** contributing first down receptions. However, the Titans defense kept Buffalo at bay and forced them to settle for a 43-yard field goal to make it 14-10. Later in the second quarter, the Titans put together a 90-yard scoring drive to close out the first half of the game on top. Henry and Tannehill rushed for first downs and Brown added a 12-yard gain before Tannehill took the ball into the end zone himself for a 10-yard touchdown and a 21-10 halftime lead.

On Buffalo's opening drive of the second half, the Bills drove from their own three-yard line to the Tennessee 33-yard line. However, Allen threw his second pick of the day to Butler, who intercepted the ball at the Tennessee 20-yard line and returned it a career-long 68 yards. Tennessee took possession in the red zone and capitalized as Tannehill threw a four-yard touchdown to TE **Jonnu Smith** for a 28-10 advantage.

In the fourth quarter, Buffalo tacked on a 90-yard scoring drive with assistance by two first-down receptions by Bills WR **Cole Beasley**. Allen connected with Bills RB **T.J. Yeldon** for a 22-yard score, but Buffalo's two-point conversion attempt failed as Allen threw an incompletion. Buffalo cut Tennessee's lead to 28-16. However, Tennessee then constructed back-to-back scoring drives. First came an 11-play, 75-yard scoring drive that saw Tannehill

contribute a 23-yard rushing gain before Henry capped the drive with a nine-yard touchdown for a 35-16 lead. On the ensuing kickoff, LB **David Long Jr.** caused Bills WR Andre Roberts to fumble the return and it was recovered by CB **Kareem Orr**. Tennessee took possession at the Buffalo 18-yard line and capitalized on the third turnover of the night as Smith caught a seven-yard touchdown. The Titans took a 42-16 lead to seal a victory and hand Buffalo its first loss of the season.

## SCORING

	1	2	3	4	Final
Buffalo	7	3	0	6	16
Tennessee	7	14	7	14	42

TEAM	SCORING PLAY	TIME
Titans	A.Brown 16 yd. pass from R.Tannehill (S.Gostkowski kick)	1-12:45
Bills	I.McKenzie 3 yd. pass from J.Allen (T.Bass kick)	1-6:02
Titans	D.Henry 1 yd. run (S.Gostkowski kick)	2-13:54
Bills	T.Bass 43 yd. Field Goal	2-8:35
Titans	R.Tannehill 10 yd. run (S.Gostkowski kick)	2-0:16
Titans	J.Smith 4 yd. pass from R.Tannehill (S.Gostkowski kick)	3-1:49
Bills	T.Yeldon 22 yd. pass from J.Allen (pass failed)	4-10:00
Titans	D.Henry 9 yd. run (S.Gostkowski kick)	4-3:57
Titans	J.Smith 7 yd. pass from R.Tannehill (S.Gostkowski kick)	4-1:59

Missed FGs: None

Attendance: 8,403

Time of Game: 2:55

Weather: 73°, W N 3mph

Referee: Carl Cheffers



TEAM STATISTICS

	Bills	Titans
TOTAL FIRST DOWNS	23	25
THIRD DOWN EFFICIENCY	13-17-76%	6-10-60%
FOURTH DOWN EFFICIENCY	0-0-0%	1-1-100%
TOTAL NET YARDS	370	334
Plays - Avg.	69-5.4	62-5.4
NET YARDS RUSHING	95	139
Rushes - Avg.	22-4.3	34-4.1
NET YARDS PASSING	275	195
Sacks - Yards Lost	1-10	0-0
PASS ATT-COMP-INT	46-29-2	28-21-0
PUNTS - Avg.	2-64.0	3-42.7
Net Punting Average	44.0	43.0
PUNT RETURNS - Yards	1--1	2-40
KICKOFF RETURNS - Yards	6-138	2-35
INTERCEPTIONS - Yards	0-0	2-97
PENALTIES Number and Yards	10-56	6-46
FUMBLES - Lost	2-1	0-0
TOUCHDOWNS	2	6
EXTRA POINTS Made-Attempts	1-2	6-6
RED ZONE EFFICIENCY	2-2-100%	6-6-100%
GOAL TO GO EFFICIENCY	0-0-0%	4-4-100%
SAFETIES	0	0
GIVEAWAYS	3	0
TAKEAWAYS	0	3
TIME OF POSSESSION	32:24	27:36

## BILLS STARTERS

OFFENSE		DEFENSE	
LT 73	D.Dawkins	LDE 93	T.Murphy
LG 70	C.Ford	DT 91	E.Oliver
C 60	M.Morse	DT 99	H.Phillips
RG 66	B.Winters	RDE 55	J.Hughes
RT 75	Da.Williams	MLB 49	T.Edmunds
TE 88	D.Knox	WLB 53	T.Dodson
QB 17	J.Allen	NCB 47	C.Lewis
RB 26	D.Singletery	FS 31	D.Marlowe
WR 14	S.Diggs	RCB 29	J.Norman
WR 13	G.Davis	S 21	J.Poyer
WR 19	I.McKenzie	SS 23	M.Hyde

## TITANS STARTERS

OFFENSE		DEFENSE	
TE 87	G.Swaim	DE 94	J.Crawford
TE 81	J.Smith	NT 90	D.Jones
LT 77	T.Lewan	OLB 99	J.Clowney
LG 76	R.Saffold	ILB 54	R.Evans
C 60	B.Jones	ILB 55	J.Brown
RG 64	N.Davis	OLB 58	H.Landry
RT 71	D.Kelly	CB 35	C.Jackson
WR 14	K.Raymond	CB 33	J.Joseph
TE 86	A.Firkser	SS 24	K.Vaccaro
QB 17	R.Tannehill	FS 31	K.Byard
RB 22	D.Henry	CB 21	M.Butler

## BILLS INDIVIDUAL STATISTICS

Rushing	Att	Yds	Avg	Lg	TD
T.Yeldon	7	52	7.4	34	0
D.Singletery	11	25	2.3	6	0
J.Allen	4	18	4.5	7	0
<b>Total</b>	<b>22</b>	<b>95</b>	<b>4.3</b>	<b>34</b>	<b>0</b>

Passing	Att	Cmp	Yds	TD	Lg	IN	Rt
J.Allen	41	26	263	2	22	2	77.6
M.Barkley	5	3	22	0	11	0	70.4
<b>Total</b>	<b>46</b>	<b>29</b>	<b>285</b>	<b>2</b>	<b>22</b>	<b>2</b>	<b>76.8</b>

Receiving	No	Yds	Avg	Lg	TD
S.Diggs	10	106	10.6	19	0
C.Beasley	6	53	8.8	14	0
G.Davis	5	58	11.6	15	0
I.McKenzie	4	7	1.8	9	1
T.Yeldon	1	22	22.0	22	1
A.Roberts	1	16	16.0	16	0
D.Knox	1	15	15.0	15	0
D.Singletery	1	8	8.0	8	0
<b>Total</b>	<b>29</b>	<b>285</b>	<b>9.8</b>	<b>22</b>	<b>2</b>

Interceptions	No	Yds	Avg	Lg	TD
None					

## Leading Tacklers (Press Box Totals)

T. Edmunds 8-4-4; J. Norman 7-7-0; J. Poyer 7-7-0

Sacks: None  
 FF: None FR: None

## TITANS INDIVIDUAL STATISTICS

Rushing	Att	Yds	Avg	Lg	TD
D.Henry	19	57	3.0	12	2
R.Tannehill	4	42	10.5	23	1
J.McNichols	9	28	3.1	7	0
D.Evans	2	12	6.0	9	0
<b>Total</b>	<b>34</b>	<b>139</b>	<b>4.1</b>	<b>23</b>	<b>3</b>

Passing	Att	Cmp	Yds	TD	Lg	IN	Rt
R.Tannehill	28	21	195	3	20		0129.3
<b>Total</b>	<b>28</b>	<b>21</b>	<b>195</b>	<b>3</b>	<b>20</b>		<b>0129.3</b>

Receiving	No	Yds	Avg	Lg	TD
A.Brown	7	82	11.7	16	1
J.Smith	5	40	8.0	14	2
A.Firkser	3	19	6.3	12	0
K.Raymond	2	26	13.0	20	0
C.Hollister	1	12	12.0	12	0
N.Westbrook	1	7	7.0	7	0
D.Henry	1	6	6.0	6	0
J.McNichols	1	3	3.0	3	0
<b>Total</b>	<b>21</b>	<b>195</b>	<b>9.3</b>	<b>20</b>	<b>3</b>

Interceptions	No	Yds	Avg	Lg	TD
M. Butler	2	97	48.5	68	0
<b>Total</b>	<b>2</b>	<b>97</b>	<b>48.5</b>	<b>68</b>	<b>0</b>

## Leading Tacklers (Press Box Totals)

R. Evans 9-7-2; M. Butler 7-6-1; J. Brown 5-3-2

Sacks: H. Landry 1  
 FF: J. Brown 1 FR: None



# TITANS-TEXANS: GAME SUMMARY



**Week 6: Titans 42, Texans 36**  
**Sunday, Oct. 18, 2020 • 12:00 p.m. CT • Nissan Stadium**



In Week 6 of the 2020 season, the Titans hosted the division opponent Houston Texans and won in overtime by a score of 42-36. Tennessee set a franchise record with 601 net yards of offense, and posted just the fourth all-time NFL performance with a 200-yard rusher (RB **Derrick Henry**), 300-yard passer (QB **Ryan Tannehill**) and 100-yard receiver (TE **Anthony Firkser**) while advancing to 5-0 on the season.

The Titans took an early 14-0 lead in the first quarter. First, Tannehill guided the team on an 80-yard scoring drive that saw an 18-yard gain on the ground by Henry and first down receptions by WR **A.J. Brown**, WR **Cameron Batson** and Firkser. Tannehill threw a seven-yard touchdown to Firkser to put the Titans up, 7-0. On the following Tennessee possession, Henry contributed a 34-yard rush before Tannehill connected with Brown for a six-yard touchdown. The Titans moved ahead, 14-0.

In the second quarter, Houston responded with a touchdown of their own. Facing a third-and-one at the Tennessee one-yard line, Texans RB **David Johnson** ran up the middle but was denied for no gain by LB **Rashaan Evans** and DT **Jeffery Simmons**. However, Houston was successful on the fourth-down attempt, as Texans QB **Deshaun Watson** threw a one-yard touchdown to Texans TE **Darren Fells**. Houston cut Tennessee's lead in half, 14-7.

On the ensuing Tennessee possession, the Titans constructed an 11-play scoring drive. WR **Kalif Raymond** caught a 20-yard ball to move the chains before WR **Adam Humphries** extended the lead to 21-7 with a 22-yard touchdown catch. As Houston got the ball back, the Texans were able to tack on a 38-yard field goal to make it a 21-10 game heading into halftime.

In the third quarter, Houston scored 13 points to take a 23-21 lead. First, Fells contributed catches of 11 and 35 yards to move the chains before David Johnson ran into the end zone for a one-yard score. On the ensuing drive, Tannehill was strip-sacked by Texans DE **J.J. Watt** and the ball was recovered by Texans OLB **Jacob Martin** at the Tennessee four-yard line. Houston capitalized on the turnover as Watson connected with Texans WR **Randall Cobb** for a four-yard touchdown. The extra point was no good as Houston took the lead, 23-21.

In the fourth quarter with the Titans trailing by two, the Tennessee offense took over at their own six-yard line. On the first play of the drive, Henry promptly took the handoff and raced 94 yards for a go-ahead touchdown. Tannehill connected with WR **Nick Westbrook-Ikhine** for a successful two-point conversion to make it a 29-23 game.

Houston immediately responded and took the lead back on a two-play scoring drive. Watson threw a 22-yard pass to Texans TE **Pharaoh Brown** before nailing Texans WR **Will Fuller V** for a 53-yard score and a 30-29 lead. As the Tennessee offense took the field needing to score, Tannehill was intercepted on a deep pass by Texans CB **Bradley Roby**. Houston took possession at their own 31-yard line and engineered a 15-play scoring drive that culminated in a one-yard touchdown pass from Watson to Texans WR **Brandin Cooks**. Houston elected to attempt a two-point conversion, but Watson's pass was incomplete after Simmons batted the ball, and the score remained 36-29.

Down seven points with under two minutes remaining in regulation, Tannehill took command of the offense and completed eight consecutive passes, including a game-tying seven-yard touchdown to Brown with four seconds left in regulation. After the successful extra point, the game was tied at 36-36 and heading for overtime.

After winning the coin toss, Tennessee had possession of the ball first. Henry took a short pass 53 yards to flip field position, and then at the Houston 27-yard line, RB **Jeremy McNichols** added a 17-yard rush. Ultimately, in Wildcat formation, Henry took the direct snap and ran into the end zone for a walk-off five-yard touchdown. Tennessee beat Houston by a score of 42-36 and advanced to a 5-0 record on the season.

## SCORING

	1	2	3	4	OT	Final
Houston	0	10	13	13	0	36
Tennessee	14	7	0	15	6	42

TEAM	SCORING PLAY	TIME
Titans	A.Firkser 7 yd. pass from R.Tannehill (S.Gostkowski kick)	1-6:57
Titans	A.Brown 6 yd. pass from R.Tannehill (S.Gostkowski kick)	1-0:12
Texans	D.Fells 1 yd. pass from D.Watson (K.Fairbairn kick)	2-8:56
Titans	A.Humphries 22 yd. pass from R.Tannehill (S.Gostkowski kick)	2-3:34
Texans	K.Fairbairn 38 yd. Field Goal	2-0:00
Texans	Da.Johnson 1 yd. run (K.Fairbairn kick)	3-6:15
Texans	R.Cobb 4 yd. pass from D.Watson (kick failed, wl)	3-4:35
Titans	D.Henry 94 yd. run (R.Tannehill-N.Westbrook pass)	4-9:23
Texans	W.Fuller 53 yd. pass from D.Watson (K.Fairbairn kick)	4-8:37
Texans	B.Cooks 1 yd. pass from D.Watson (pass failed)	4-1:50
Titans	A.Brown 7 yd. pass from R.Tannehill (S.Gostkowski kick)	4-0:04
Titans	D.Henry 5 yd. run	5-6:30

**Missed FGs:** S. Gostkowski 27B, 37WR

**Attendance:** 10,166

**Time of Game:** 3:12

**Weather:** 61°. Cloudy, wind S 10mph

**Referee:** Alex Kemp



## TEAM STATISTICS

	Texans	Titans
TOTAL FIRST DOWNS	25	31
THIRD DOWN EFFICIENCY	7-14-50%	6-10-60%
FOURTH DOWN EFFICIENCY	3-3-100%	0-0-0%
TOTAL NET YARDS	412	601
Plays - Avg.	67-6.1	70-8.6
NET YARDS RUSHING	92	263
Rushes - Avg.	27-3.4	27-9.7
NET YARDS PASSING	320	338
Sacks - Yards Lost	2-15	2-26
PASS ATT-COMP-INT	38-28-0	41-30-1
PUNTS - Avg.	4-52.3	1-54.0
Net Punting Average	42.3	54.0
PUNT RETURNS - Yards	1-0	3-20
KICKOFF RETURNS - Yards	2-39	3-63
INTERCEPTIONS - Yards	1-0	0-0
PENALTIES Number and Yards	4-46	7-73
FUMBLES - Lost	0-0	1-1
TOUCHDOWNS	5	6
EXTRA POINTS Made-Attempts	3-5	5-5
FIELD GOALS Made-Attempts	1-1	0-2
RED ZONE EFFICIENCY	4-4-100%	4-6-67%
GOAL TO GO EFFICIENCY	4-4-100%	3-3-100%
SAFETIES	0	0
GIVEAWAYS	0	2
TAKEAWAYS	2	0
TIME OF POSSESSION	31:40	31:50

## TEXANS STARTERS

OFFENSE	DEFENSE
QB 4 D.Watson	DE 99 J.Watt
RB 31 Da.Johnson	DT 92 B.Dunn
TE 85 P.Brown	DE 96 P.Hall
WR 15 W.Fuller	LB 91 C.Watkins
WR 13 B.Cooks	LB 41 Z.Cunningham
TE 87 D.Fells	LB 50 T.Adams
LT 78 L.Tunsil	LB 57 B.Scarlett
LG 64 S.Kelemete	CB 21 B.Roby
C 66 N.Martin	CB 26 V.Hargreaves
RG 73 Z.Fulton	S 20 Ju.Reid
RT 71 T.Howard	S 23 E.Murray

## TITANS STARTERS

OFFENSE	DEFENSE
WR 15 N.Westbrook	NT 90 D.Jones
TE 81 J.Smith	DT 98 J.Simmons
LT 77 T.Lewan	OLB 99 J.Clowney
LG 76 R.Saffold	ILB 54 R.Evans
C 60 B.Jones	ILB 55 J.Brown
RG 64 N.Davis	OLB 58 H.Landry
RT 71 D.Kelly	CB 26 K.Fulton
FB 41 K.Blasingame	CB 33 J.Joseph
WR 11 A.Brown	SS 24 K.Vaccaro
QB 17 R.Tannehill	FS 31 K.Byard
RB 22 D.Henry	CB 21 M.Butler

## TEXANS INDIVIDUAL STATISTICS

Rushing	Att	Yds	Avg	Lg	TD
Da.Johnson	19	57	3.0	11	1
D.Watson	4	26	6.5	11	0
D.Johnson	4	9	2.3	10	0
<b>Total</b>	<b>27</b>	<b>92</b>	<b>3.4</b>	<b>11</b>	<b>1</b>

Passing	Att	Cmp	Yds	TD	Lg	IN	Rt
D.Watson	37	28	335	4	53	0	138.9
R.Cobb	1	0	0	0	0	0	39.6
<b>Total</b>	<b>38</b>	<b>28</b>	<b>335</b>	<b>4</b>	<b>53</b>	<b>0</b>	<b>135.3</b>

Receiving	No	Yds	Avg	Lg	TD
B.Cooks	9	68	7.6	19	1
W.Fuller	6	123	20.5	53	1
D.Fells	6	85	14.2	35	1
R.Cobb	3	17	5.7	7	1
P.Brown	2	28	14.0	22	0
Da.Johnson	1	12	12.0	12	0
D.Johnson	1	2	2.0	2	0
<b>Total</b>	<b>28</b>	<b>335</b>	<b>12.0</b>	<b>53</b>	<b>4</b>

Interceptions	No	Yds	Avg	Lg	TD
B. Roby	1	0	0.0	0	0
<b>Total</b>	<b>1</b>	<b>0</b>	<b>0.0</b>	<b>0</b>	<b>0</b>

## Leading Tacklers (Press Box Totals)

T. Adams 8-6-2; Z. Cunningham 8-2-6; P. Hall 7-7-0

**Sacks:** T. Adams 1; J. Watt 1

**FF:** J. Watt 1 **FR:** J. Martin 1

## TITANS INDIVIDUAL STATISTICS

Rushing	Att	Yds	Avg	Lg	TD
D.Henry	22	212	9.6	94	2
J.McNichols	5	51	10.2	20	0
<b>Total</b>	<b>27</b>	<b>263</b>	<b>9.7</b>	<b>94</b>	<b>2</b>

Passing	Att	Cmp	Yds	TD	Lg	IN	Rt
R.Tannehill	41	30	364	4	53	0	1122.4
<b>Total</b>	<b>41</b>	<b>30</b>	<b>364</b>	<b>4</b>	<b>53</b>	<b>0</b>	<b>1122.4</b>

Receiving	No	Yds	Avg	Lg	TD
A.Firkser	8	113	14.1	45	1
A.Humphries	6	64	10.7	22	1
A.Brown	5	56	11.2	18	2
K.Raymond	3	32	10.7	20	0
D.Henry	2	52	26.0	53	0
J.McNichols	2	11	5.5	9	0
G.Swaim	2	10	5.0	8	0
J.Smith	1	13	13.0	13	0
C.Batson	1	13	13.0	13	0
<b>Total</b>	<b>30</b>	<b>364</b>	<b>12.1</b>	<b>53</b>	<b>4</b>

Interceptions	No	Yds	Avg	Lg	TD
None					

## Leading Tacklers (Press Box Totals)

J. Brown 10-4-6; M. Butler 8-8-0; K. Byard 8-6-2

**Sacks:** J. Simmons 1; D. Jones 1

**FF:** J. Brown 1 **FR:** None

# TITANS-STEELERS: GAME SUMMARY



**Week 7: Titans 24, Steelers 27**  
**Sunday, Oct. 25, 2020 • 12:00 p.m. CT • Nissan Stadium**



In Week 7 of the 2020 season the Titans hosted the Pittsburgh Steelers in a showdown between two undefeated teams, marking just the sixth contest in the Super Bowl era that featured two unbeaten squads in Week 7 or later. The game was initially scheduled for Week 4 but postponed after Tennessee's COVID-19 outbreak. Pittsburgh came out with a victory by a score of 27-24, handing the Titans their first loss of the season.

Pittsburgh got on the board on the team's opening possession with a 16-play drive. Steelers QB **Ben Roethlisberger** threw first down passes to Steelers WR **Diontae Johnson** and WR **Ray-Ray McCloud**, and Steelers RB **James Conner** added a first down on the ground before Roethlisberger connected with Johnson for an 11-yard touchdown as Pittsburgh took an early 7-0 lead.

In the second quarter, Pittsburgh doubled the lead with a 61-yard touchdown drive. Steelers TE **Eric Ebron** contributed a 22-yard reception, and Steelers WR **JuJu Smith-Schuster** added a 21-yard catch before Steelers RB **Benny Snell Jr.** scored on a one-yard touchdown rush to make it 14-0 Pittsburgh. On the ensuing Tennessee possession, the Titans replied with a touchdown drive of their own. QB **Ryan Tannehill** threw a 13-yard pass to WR **A.J. Brown** and a 19-yard gain to WR **Adam Humphries** before connecting with WR **Corey Davis** for a four-yard touchdown strike. Tennessee cut the lead, 14-7.

Pittsburgh added two more scores in the second quarter. First, Steelers RB **James Conner** accounted for 50 of the 55 yards on a possession that resulted in a 38-yard field goal. Next, McCloud returned a punt 57 yards to give Pittsburgh the ball at the Tennessee 17-yard line. Roethlisberger was able to toss a nine-yard touchdown to Johnson to make it a 24-7 game heading into halftime.

On the Steelers opening drive of the second half, Pittsburgh tacked on a 30-yard field goal for a 27-7 advantage, which ultimately became the only points scored by the Steelers in the second half. However, on the ensuing possession, Tannehill quickly found Brown for a 73-yard touchdown as Tennessee inched closer, 27-14.

Later in the third quarter, Roethlisberger's pass was tipped by DT **Jeffery Simmons** and caught by LB **Jayon Brown** at the Steelers 30-yard line. Tennessee capitalized on the turnover with a 51-yard field goal to make it a 27-17 game.

In the fourth quarter, Tennessee constructed a 70-yard scoring drive that featured RB **Derick Henry** accounting for 43 yards. Ultimately, Henry dove into the end zone for a one-yard

touchdown to make it a one possession game, 27-24. On the following Pittsburgh possession, the Steelers drove from their own nine-yard line to the Tennessee 19-yard line. However, Roethlisberger threw an interception in the end zone to DB **Amani Hooker** for a touch-back. With two and a half minutes remaining in regulation and the Titans trailing by three, Tennessee moved the ball efficiently from their own 25-yard line to the Pittsburgh 28-yard line. With 19 seconds remaining, K **Stephen Gostkowski** attempted a game-tying 45-yard field goal, but the kick went wide right as Pittsburgh handed Tennessee their first loss of the season, 27-24.

## SCORING

	1	2	3	4	Final
<b>Pittsburgh</b>	7	17	3	0	27
<b>Tennessee</b>	0	7	10	7	24

TEAM	SCORING PLAY	TIME
Steelers	D.Johnson 11 yd. pass from B.Roethlisberger (C.Boswell kick)	1-5:42
Steelers	B.Snell 1 yd. run (C.Boswell kick)	2-12:16
Titans	C.Davis 4 yd. pass from R.Tannehill (S.Gostkowski kick)	2-5:26
Steelers	C.Boswell 38 yd. Field Goal	2-2:50
Steelers	D.Johnson 9 yd. pass from B.Roethlisberger (C.Boswell kick)	2-0:52
Steelers	C.Boswell 30 yd. Field Goal	3-10:26
Titans	A.Brown 73 yd. pass from R.Tannehill (S.Gostkowski kick)	3-9:36
Titans	S.Gostkowski 51 yd. Field Goal	3-2:55
Titans	D.Henry 1 yd. run (S.Gostkowski kick)	4-10:13

**Missed FGs:** S. Gostkowski 45WR

**Attendance:** 10,355

**Time of Game:** 3:06

**Weather:** 55°, Cloudy, wind NNW 3 mph

**Referee:** Shawn Hochuli



TEAM STATISTICS

	Steelers	Titans
TOTAL FIRST DOWNS	23	15
THIRD DOWN EFFICIENCY	13-18-72%	5-13-38%
FOURTH DOWN EFFICIENCY	0-0-0%	0-1-0%
TOTAL NET YARDS	362	292
Plays - Avg.	74-4.9	56-5.2
NET YARDS RUSHING	94	82
Rushes - Avg.	25-3.8	23-3.6
NET YARDS PASSING	268	210
Sacks - Yards Lost	0-0	2-10
PASS ATT-COMP-INT	49-32-3	31-18-0
PUNTS - Avg.	2-50.0	4-60.5
Net Punting Average	47.5	39.8
PUNT RETURNS - Yards	3-83	1-5
KICKOFF RETURNS - Yards	1-17	3-43
INTERCEPTIONS - Yards	0-0	3-18
PENALTIES Number and Yards	8-69	7-73
FUMBLES - Lost	2-0	1-0
TOUCHDOWNS	3	3
EXTRA POINTS Made-Attempts	3-3	3-3
FIELD GOALS Made-Attempts	2-2	1-2
RED ZONE EFFICIENCY	3-5-60%	2-2-100%
GOAL TO GO EFFICIENCY	2-2-100%	2-2-100%
SAFETIES	0	0
GIVEAWAYS	3	0
TAKEAWAYS	0	3
TIME OF POSSESSION	36:37	23:23

## STEELERS STARTERS

OFFENSE		DEFENSE	
WR 18	D.Johnson	DT 97	C.Heyward
LT 78	A.Villanueva	NT 94	T.Alualu
LG 71	M.Feiler	DE 91	S.Tuitt
C 53	M.Pouncey	LOLB 90	T.Watt
RG 66	D.DeCastro	LILB 41	R.Spillane
RT 76	C.Okorafor	RILB 98	V.Williams
TE 85	E.Ebron	ROLB 48	B.Dupree
RB 30	J.Conner	LCB 23	J.Haden
TE 11	C.Claypool	FS 39	M.Fitzpatrick
QB 7	B.Roethlisberger	SS 34	Te.Edmunds
WR 19	J.Smith-Schuster	RCB 22	S.Nelson

## TITANS STARTERS

OFFENSE		DEFENSE	
WR 84	C.Davis	NT 90	D.Jones
TE 81	J.Smith	DT 98	J.Simmons
LT 70	T.Sambrailo	OLB 99	J.Clowney
LG 76	R.Saffold	ILB 54	R.Evans
C 60	B.Jones	ILB 55	J.Brown
RG 64	N.Davis	OLB 58	H.Landry
RT 71	D.Kelly	CB 23	T.Smith
TE 85	M.Pruitt	CB 26	K.Fulton
WR 11	A.Brown	SS 24	K.Vaccaro
QB 17	R.Tannehill	FS 31	K.Byard
RB 22	D.Henry	CB 21	M.Butler

## STEELERS INDIVIDUAL STATISTICS

Rushing	Att	Yds	Avg	Lg	TD
J.Conner	20	82	4.1	24	0
A.McFarland	1	6	6.0	6	0
J.Samuels	1	5	5.0	5	0
B.Snell	2	2	1.0	1	1
B.Roethlisberger	1	-1	-1.0	-1	0
<b>Total</b>	<b>25</b>	<b>94</b>	<b>3.8</b>	<b>24</b>	<b>1</b>

Passing	Att	Cmp	Yds	TD	Lg	IN	Rt
B.Roethlisberger	49	32	268	2	28	3	67.4
<b>Total</b>	<b>49</b>	<b>32</b>	<b>268</b>	<b>2</b>	<b>28</b>	<b>3</b>	<b>67.4</b>

Receiving	No	Yds	Avg	Lg	TD
J.Smith-Schuster	9	85	9.4	28	0
D.Johnson	9	80	8.9	14	2
E.Ebron	6	50	8.3	22	0
J.Conner	3	29	9.7	18	0
V.McDonald	2	14	7.0	9	0
R.McCloud	2	12	6.0	9	0
C.Claypool	1	-2	-2.0	-2	0
<b>Total</b>	<b>32</b>	<b>268</b>	<b>8.4</b>	<b>28</b>	<b>2</b>

Interceptions	No	Yds	Avg	Lg	TD
None					

## Leading Tacklers (Press Box Totals)

V. Williams 10-9-1; J. Haden 7-4-3; T. Watt 5-4-1

**Sacks:** V. Williams 1; T. Watt 1

**FF:** None **FR:** J. None

## TITANS INDIVIDUAL STATISTICS

Rushing	Att	Yds	Avg	Lg	TD
D.Henry	20	75	3.8	17	1
R.Tannehill	2	5	2.5	4	0
J.McNichols	1	2	2.0	2	0
<b>Total</b>	<b>23</b>	<b>82</b>	<b>3.6</b>	<b>17</b>	<b>1</b>

Passing	Att	Cmp	Yds	TD	Lg	IN	Rt
R.Tannehill	30	18	220	2	73	0	0104.9
B.Kern	1	0	0	0	0	0	39.6
<b>Total</b>	<b>31</b>	<b>18</b>	<b>220</b>	<b>2</b>	<b>73</b>	<b>0</b>	<b>0101.5</b>

Receiving	No	Yds	Avg	Lg	TD
A.Brown	6	153	25.5	73	1
C.Davis	6	35	5.8	7	1
A.Firkser	2	7	3.5	4	0
D.Henry	2	-3	-1.5	-1	0
A.Humphries	1	19	19.0	19	0
J.Smith	1	9	9.0	9	0
<b>Total</b>	<b>18</b>	<b>220</b>	<b>12.2</b>	<b>73</b>	<b>2</b>

Interceptions	No	Yds	Avg	Lg	TD
D.Cruikshank	1	13	13.0	13	0
J.Brown	1	0	0.0	0	0
A.Hooker	1	0	0.0	0	0
<b>Total</b>	<b>3</b>	<b>18</b>	<b>6.0</b>	<b>13</b>	<b>0</b>

## Leading Tacklers (Press Box Totals)

J. Brown 8-7-1; M. Butler 8-7-1; K. Byard 6-6-0

**Sacks:** None

**FF:** J. Clowney 1; V. Beasley 1 **FR:** None



# TITANS-BENGALS: GAME SUMMARY



**Week 8: Titans 20, Bengals 31**  
**Sunday, Nov. 1, 2020 • 1:00 p.m. ET • Paul Brown Stadium**



In Week 8 of the 2020 season the Titans traveled to Cincinnati to face the Bengals and fell by a score of 31-20.

Cincinnati got on the board on their opening possession and never relinquished the lead. Bengals QB **Joe Burrow** constructed a 12-play, 57-yard drive that saw two first down receptions by Bengals WR **Tee Higgins** and culminated in a 33-yard field goal by Bengals K **Randy Bullock**. Cincinnati took a 3-0 lead. Later in the first quarter, Tennessee drove down the field into Bengals territory with aid by a 24-yard reception by WR **Corey Davis**. However, K **Stephen Gostkowski's** 53-yard attempt hit the upright as the score remained 3-0.

In the second quarter, Cincinnati extended the lead with a nine-play, 57-yard scoring drive. Bengals WR **Tyler Boyd** contributed a 13-yard catch before Bengals RB **Samaje Perine** scored on a one-yard touchdown run for a 10-0 lead. However, Tennessee responded on the ensuing possession with a scoring drive of their own that featured eight consecutive run plays. RB **Derrick Henry** carried the ball six times for 43 yards, and RB **D'Onta Foreman** added two carries for 14 yards, before Henry found the end zone on a three-yard touchdown run. The Titans cut the lead, 10-7.

The Bengals put together a 73-yard scoring drive on their ensuing possession. Higgins contributed two first-down receptions which allowed Bengals HB **Giovani Bernard** to score on a 12-yard touchdown as Cincinnati took a 17-7 lead into halftime.

In the fourth quarter, Burrow found Boyd in the end zone for a seven-yard touchdown to extend Cincinnati's lead to 24-7. On the ensuing Titans possession, Tennessee put together a 75-yard scoring drive. With two first-down rushes contributed by Henry, a first-down catch by Davis, and another first-down carry added by RB **Jeremy McNichols**, Tannehill was then able to connect with WR **A.J. Brown** for a nine-yard touchdown, 24-14 Bengals.

Cincinnati responded with another touchdown on their following drive. Perine contributed a 16-yard run and Boyd caught an 18-yard reception before Burrow threw a six-yard touchdown strike to Bernard. The Bengals widened the lead, 31-14.

Trailing by 17, Tennessee replied on their ensuing possession with a touchdown score to inch closer to Cincinnati. TE **Anthony Firkser** caught two passes for 36 yards, and Davis added two receptions for 22 yards, before Tannehill connected with Davis for a 12-yard touchdown. The point after conversion attempt was unsuccessful, 31-20. Ultimately Tennessee could not construct a comeback and fell on the road to Cincinnati.

## SCORING

	1	2	3	4	Final
Tennessee	0	7	0	13	20
Cincinnati	3	14	0	14	31

## TEAM SCORING PLAY

TEAM	SCORING PLAY	TIME
Bengals	R.Bullock 33 yd. Field Goal	1-9:48
Bengals	S.Perine 1 yd. run (R.Bullock kick)	2-10:26
Titans	D.Henry 3 yd. run (S.Gostkowski kick)	2-6:04
Bengals	G.Bernard 12 yd. run (R.Bullock kick)	2-0:32
Bengals	T.Boyd 7 yd. pass from J.Burrow (R.Bullock kick)	4-13:55
Titans	A.Brown 9 yd. pass from R.Tannehill (S.Gostkowski kick)	4-11:20
Bengals	G.Bernard 6 yd. pass from J.Burrow (R.Bullock kick)	4-7:30
Titans	C.Davis 12 yd. pass from R.Tannehill (pass failed)	4-5:56

Missed FGs: S. Gostkowski 53RU

Attendance: 9,712

Time of Game: 3:09

Weather: 48°, Sunny, wind W 24 mph

Referee: Scott Novak



TEAM STATISTICS

	Titans	Bengals
TOTAL FIRST DOWNS	27	27
THIRD DOWN EFFICIENCY	5-9-56%	10-15-67%
FOURTH DOWN EFFICIENCY	1-1-100%	1-1-100%
TOTAL NET YARDS	441	367
Plays - Avg.	60-7.4	69-5.3
NET YARDS RUSHING	218	118
Rushes - Avg.	29-7.5	32-3.7
NET YARDS PASSING	223	249
Sacks - Yards Lost	1-10	0-0
PASS ATT-COMP-INT	30-18-1	37-26-0
PUNTS - Avg.	2-36.0	3-43.3
Net Punting Average	26.0	42.3
PUNT RETURNS - Yards	1-3	0-0
KICKOFF RETURNS - Yards	2-30	4-97
INTERCEPTIONS - Yards	0-0	1-0
PENALTIES Number and Yards	7-68	7-45
FUMBLES - Lost	0-0	1-0
TOUCHDOWNS	3	4
EXTRA POINTS Made-Attempts	2-3	4-4
FIELD GOALS Made-Attempts	0-1	1-1
RED ZONE EFFICIENCY	3-4-75%	4-5-80%
GOAL TO GO EFFICIENCY	2-3-67%	2-2-100%
SAFETIES	0	0
GIVEAWAYS	1	0
TAKEAWAYS	0	1
TIME OF POSSESSION	24:03	35:57

## TITANS STARTERS

OFFENSE		DEFENSE	
WR 84	C.Davis	DB 35	C.Jackson
TE 81	J.Smith	NT 90	D.Jones
LT 70	T.Sambrailo	DT 98	J.Simmons
LG 76	R.Saffold III	OLB 99	J.Clowney
C 60	B.Jones	ILB 54	R.Evans
RG 64	N.Davis	ILB 55	J.Brown
RT 71	D.Kelly	OLB 58	H.Landry III
TE 85	M.Pruitt	CB 33	J.Joseph
WR 11	A.Brown	SS 24	K.Vaccaro
QB 17	R.Tannehill	FS 31	K.Byard
RB 22	D.Henry	CB 21	M.Butler

## BENGALS STARTERS

OFFENSE		DEFENSE	
WR 18	A.Green	LDE 91	A.Bledsoe
LOT 77	H.Adeniji	NT 99	C.Covington
LG 63	D.Calhoun	DT 76	M.Daniels
C 53	B.Price	RDE 58	C.Lawson
RG 62	A.Redmond	LB 56	J.Bynes
ROT 74	F.Johnson	LB 57	G.Pratt
TE 89	D.Sample	DE/DT 70	M.Hunt
WR 19	A.Tate	CB 38	L.Sims
WR 85	T.Higgins	CB 22	W.Jackson III
QB 9	J.Burrow	S 24	V.Bell
HB 25	G.Bernard	S 30	J.Bates III

## TITANS INDIVIDUAL STATISTICS

Rushing	Att	Yds	Avg	Lg	TD
D.Henry	18	112	6.2	21	1
J.McNichols	4	49	12.3	17	0
D.Foreman	5	37	7.4	15	0
R.Tannehill	2	20	10.0	15	0
<b>Total</b>	<b>29</b>	<b>218</b>	<b>7.5</b>	<b>21</b>	<b>1</b>

Passing	Att	Cmp	Yds	TD	Lg	IN	Rt
R.Tannehill	30	18	233	2	27	1	92.8
<b>Total</b>	<b>30</b>	<b>18</b>	<b>233</b>	<b>2</b>	<b>27</b>	<b>1</b>	<b>92.8</b>

Receiving	No	Yds	Avg	Lg	TD
C.Davis	8	128	16.0	27	1
A.Brown	4	24	6.0	9	1
A.Firkser	2	36	18.0	26	0
J.Smith	2	29	14.5	19	0
K.Raymond	1	11	11.0	11	0
K.Blasingame	1	5	5.0	5	0
<b>Total</b>	<b>18</b>	<b>233</b>	<b>12.9</b>	<b>27</b>	<b>2</b>

Interceptions	No	Yds	Avg	Lg	TD
None					

**Leading Tacklers (Press Box Totals)**  
 J. Brown 12-7-5; J. Joseph 9-7-2; M. Butler 8-5-3

**Sacks:** None  
**FF:** None **FR:** None

## BENGALS INDIVIDUAL STATISTICS

Rushing	Att	Yds	Avg	Lg	TD
G.Bernard	15	62	4.1	12	1
S.Perine	10	32	3.2	16	1
J.Burrow	3	9	3.0	7	0
T.Boyd	2	9	4.5	5	0
T.Higgins	2	6	3.0	6	0
<b>Total</b>	<b>32</b>	<b>118</b>	<b>3.7</b>	<b>16</b>	<b>2</b>

Passing	Att	Cmp	Yds	TD	Lg	IN	Rt
J.Burrow	37	26	249	2	24	2	0106.7
<b>Total</b>	<b>37</b>	<b>26</b>	<b>249</b>	<b>2</b>	<b>24</b>	<b>2</b>	<b>0106.7</b>

Receiving	No	Yds	Avg	Lg	TD
A.Tate	7	65	9.3	15	0
T.Higgins	6	78	13.0	24	0
T.Boyd	6	67	11.2	18	1
G.Bernard	3	16	5.3	10	1
A.Green	2	19	9.5	13	0
S.Perine	1	2	2.0	2	0
C.Carter	1	2	2.0	2	0
<b>Total</b>	<b>26</b>	<b>249</b>	<b>9.6</b>	<b>24</b>	<b>2</b>

**Interceptions**  
 J. Bates III 1 0 0.0 0 0  
**Total** 1 0 0.0 0 0

**Leading Tacklers (Press Box Totals)**  
 J. Bates 11-9-2; L. Sims 6-6-0; V. Bell 5-3-2

**Sacks:** L. Wilson 1  
**FF:** None **FR:** None



# TITANS-BEARS: GAME SUMMARY



**Week 9: Titans 24, Bears 17**  
**Sunday, Nov. 8, 2020 • 12:00 p.m. CT • Nissan Stadium**



In Week 9 of the 2020 season the Titans hosted the Chicago Bears and won by a score of 24-17. Tennessee's defense limited Chicago to two third-down conversions on 15 attempts and allowed the Bears to rush for just 56 yards. Tennessee's defense limited Chicago to two third-down conversions on 15 attempts and allowed the Bears to rush for just 56 yards.

Tennessee got on the board first with an eight-play, 56-yard scoring drive and never relinquished the lead. WR **A.J. Brown** caught a 38-yard pass to help move the chains before K **Stephen Gostkowski** ultimately made a 40-yard field goal for an early 3-0 lead.

In the second quarter, the Titans extended the lead with a 91-yard scoring drive. RB **Derrick Henry** carried the ball for five consecutive plays, and Brown added a 17-yard reception before he then bulldozed his way into the end zone on a 40-yard touchdown catch to make it 10-0 Tennessee.

In the third quarter with Chicago driving toward the red zone, Bears QB **Nick Foles** threw a short pass to Bears RB **David Montgomery**, but DL **Jeffery Simmons** forced him to fumble. CB **Desmond King II** scooped up the fumble and returned it for a 63-yard touchdown to extend the Titans lead, 17-0.

Chicago got on the board in the fourth quarter on a 15-play scoring drive. Bears WR **Allen Robinson II** contributed a 23-yard catch to help move the sticks but Chicago was halted at the Tennessee four-yard line. Bears K **Cairo Santos** converted a 23-yard field goal to make it a 17-3 game. On the ensuing Titans possession, Tennessee quickly added another touchdown. Henry broke free for a 26-yard gain, and QB **Ryan Tannehill** threw a 30-yard pass to TE **Jonnu Smith** to give the Titans a first down at the Chicago two-yard line. On the next play, Tannehill tossed a two-yard touchdown pass to Smith to put Tennessee up, 24-3.

Chicago responded on the next possession with a touchdown of their own. Robinson contributed a 27-yard catch to bring the Bears into Titans territory before Foles ultimately connected with Bears RB **Ryan Nall** for a six-yard touchdown. Chicago moved closer, 24-10.

Later in the fourth quarter, the Bears tacked on another score on an 80-yard possession. Nall added two first-down receptions, and Robinson contributed an 11-yard first down, before Foles threw an eight-yard touchdown to Bears TE **Jimmy Graham**. Chicago made it a one possession game at 24-17 but could not recover an onside kick as the Titans advanced to 6-2 on the season.

## SCORING

	1	2	3	4	Final
Chicago	0	0	0	17	17
Tennessee	3	7	7	7	24

TEAM	SCORING PLAY	TIME
Titans	S.Gostkowski 40 yd. Field Goal	1-4:22
Titans	A.Brown 40 yd. pass from R.Tannehill (S.Gostkowski kick)	2-4:39
Titans	D.King 63 yd. fumble return (S.Gostkowski kick)	3-4:41
Bears	C.Santos 22 yd. Field Goal	4-12:30
Titans	J.Smith 2 yd. pass from R.Tannehill (S.Gostkowski kick)	4-8:10
Bears	R.Nall 6 yd. pass from N.Foles (C.Santos kick)	4-5:06
Bears	J.Graham 8 yd. pass from N.Foles (C.Santos kick)	4-1:04

Missed FGs: None

Attendance: 13,871

Time of Game: 3:07

Weather: 77°, Sunny, wind SE 14 mph

Referee: Ronald Torbert



TEAM STATISTICS

	Bears	Titans
TOTAL FIRST DOWNS	22	11
THIRD DOWN EFFICIENCY	2-15-13%	6-15-40%
FOURTH DOWN EFFICIENCY	3-4-75%	0-0-0%
TOTAL NET YARDS	375	228
Plays - Avg.	75	55
NET YARDS RUSHING	56	92
Rushes - Avg.	20-2.8	31-3.0
NET YARDS PASSING	319	136
Sacks - Yards Lost	3-16	3-22
PASS ATT-COMP-INT	52-36-0	21-10-0
PUNTS - Avg.	6-49.7	8-50.5
Net Punting Average	38.2	40.0
PUNT RETURNS - Yards	6-64	3-49
KICKOFF RETURNS - Yards	3-53	2-37
INTERCEPTIONS - Yards	0-0	0-0
PENALTIES Number and Yards	5-35	6-57
FUMBLES - Lost	3-2	0-0
TOUCHDOWNS	2	3
EXTRA POINTS Made-Attempts	2-2	3-3
FIELD GOALS Made-Attempts	1-1	1-1
RED ZONE EFFICIENCY	2-3-67%	1-1-100%
GOAL TO GO EFFICIENCY	2-3-67%	1-1-100%
SAFETIES	0	0
GIVEAWAYS	2	0
TAKEAWAYS	0	2
TIME OF POSSESSION	33:54	26:06

## BEARS STARTERS

OFFENSE		DEFENSE	
WR 12	A.Robinson	DT 96	A.Hicks
TE 80	J.Graham	NT 98	B.Nichols
RT 69	R.Coward	DE 92	B.Urban
RG 74	G.Ifedi	OLB 52	K.Mack
C 64	A.Bars	ILB 58	R.Smith
LG 71	A.Hambright	ILB 59	D.Trevathan
LT 72	C.Leno	OLB 94	R.Quinn
QB 9	N.Foles	CB 23	K.Fuller
WR 88	R.Ridley	S 38	Ta.Gipson
WR 84	C.Patterson	S 39	E.Jackson
WR 11	D.Mooney	CB 33	J.Johnson

## TITANS STARTERS

OFFENSE		DEFENSE	
WR 84	C.Davis	DE 94	J.Crawford
TE 81	J.Smith	NT 90	D.Jones
LT 70	T.Sambrailo	DT 98	J.Simmons
LG 76	R.Saffold III	ILB 54	R.Evans
C 60	B.Jones	ILB 55	J.Brown
RG 64	N.Davis	OLB 58	H.Landry III
RT 71	D.Kelly	CB 39	B.Borders
WR 11	A.Brown	CB 33	D.King
QB 17	R.Tannehill	SS 24	K.Vaccaro
FB 41	K.Blasingame	FS 31	K.Byard
RB 22	D.Henry	CB 21	M.Butler

## BEARS INDIVIDUAL STATISTICS

Rushing	Att	Yds	Avg	Lg	TD
D.Montgomery	14	30	2.1	5	0
C.Patterson	3	13	4.3	6	0
B.Mingo	1	11	11.0	11	0
N.Foles	2	2	1.0	2	0
<b>Total</b>	<b>20</b>	<b>56</b>	<b>2.8</b>	<b>11</b>	<b>0</b>

Passing	Att	Cmp	Yds	TD	Lg	IN	Rt
N.Foles	52	36	335	2	34	0	99.4
<b>Total</b>	<b>52</b>	<b>36</b>	<b>335</b>	<b>2</b>	<b>34</b>	<b>0</b>	<b>99.4</b>

Receiving	No	Yds	Avg	Lg	TD
A.Robinson	7	81	11.6	27	0
J.Graham	6	55	9.2	24	1
A.Miller	5	59	11.8	34	0
D.Mooney	5	43	8.6	22	0
R.Nall	4	35	8.8	16	1
C.Patterson	4	27	6.8	9	0
D.Montgomery	3	12	4.0	13	0
R.Ridley	2	23	11.5	18	0
<b>Total</b>	<b>36</b>	<b>335</b>	<b>9.3</b>	<b>34</b>	<b>2</b>

Interceptions	No	Yds	Avg	Lg	TD
None					

**Leading Tacklers (Press Box Totals)**  
 R. Smith 11-9-2; A. Hicks 6-4-2; B. Skrine 6-4-2

**Sacks:** R. Smith 1; M. Edwards 1; B. Nichols 1  
**FF:** None **FR:** None

## TITANS INDIVIDUAL STATISTICS

Rushing	Att	Yds	Avg	Lg	TD
D.Henry	21	68	3.2	26	0
D.Foreman	5	11	2.2	3	0
J.McNichols	2	10	5.0	5	0
R.Tannehill	3	3	1.0	5	0
<b>Total</b>	<b>31</b>	<b>92</b>	<b>3.0</b>	<b>26</b>	<b>0</b>

Passing	Att	Cmp	Yds	TD	Lg	IN	Rt
R.Tannehill	21	10	158	2	40	0	0104.9
<b>Total</b>	<b>21</b>	<b>10</b>	<b>158</b>	<b>2</b>	<b>40</b>	<b>0</b>	<b>0104.9</b>

Receiving	No	Yds	Avg	Lg	TD
A.Brown	4	101	25.3	40	1
A.Firkser	3	19	6.3	12	0
J.Smith	2	32	16.0	30	1
C.Batson	1	6	6.0	6	0
<b>Total</b>	<b>10</b>	<b>158</b>	<b>15.8</b>	<b>40</b>	<b>2</b>

Interceptions	No	Yds	Avg	Lg	TD
None					

**Leading Tacklers (Press Box Totals)**  
 J. Brown 10-6-4; B. Borders 9-7-2; D. Jones 7-5-2;  
 A. Hooker 7-5-2

**Sacks:** J. Brown 1; H. Landry 1; R. Evans 0.5; D. Jones 0.5

**FF:** J. Brown 1; J. Simmons 1 **FR:** J. Simmons 1; D. King 1

# TITANS-COLTS: GAME SUMMARY



**Week 10: Titans 17, Colts 34**  
**Thursday, Nov. 12, 2020 • 7:20 p.m. CT • Nissan Stadium**



In Week 10 of the 2020 season the Titans hosted Indianapolis for a Thursday Night Football matchup, the first of two meetings within a three-week span against the Colts. Tennessee lost the contest by a score of 34-17 and fell to 6-3 on the season.

The Titans opened with a touchdown on their first possession. WR **Cameron Batson** gave the offense good field position with a 35-yard kick return, and QB **Ryan Tannehill** threw first-down passes to FB/RB **Khari Blasingame**, WR **A.J. Brown** and WR **Corey Davis**. The drive culminated in a five-yard touchdown pass to RB **D'Onta Foreman** and an early 7-0 lead. As Indianapolis took over for their first series, Colts QB **Philip Rivers** guided his offense down into Tennessee territory. Facing a fourth-and-one at the Titans 29-yard line, Colts RB **Jordan Wilkins** took the handoff but was swiftly stuffed by CB **Malcolm Butler** and caused a turnover on downs.

Later in the first quarter, Indianapolis put together an 11-play scoring drive and was able to tack on a field goal to make it a 7-3 game.

Tennessee extended the lead in the second quarter with an eight-play scoring drive. RB **Derrick Henry** broke free for a 20-yard gain to move the sticks before K **Stephen Gostkowski** converted a 50-yard field goal, 10-3 Titans. However, Indianapolis knotted the score on the ensuing possession. Rivers threw first-down passes to Colts RB **Nyheim Hines**, Colts WR **Michael Pittman Jr.**, and to Colts RB **Jonathan Taylor**, before Hines caught a 13-yard touchdown pass to make it a 10-10 contest.

The Titans replied immediately and scored a touchdown to regain the lead. Henry rushed for two first downs and Davis added an 18-yard grab before TE **Jonnu Smith** ran in for a one-yard rushing score. Tennessee went ahead of Indianapolis, 17-10. The Colts regained possession and quickly constructed a scoring drive before the end of the first half. Facing a second-and-eight at the Tennessee nine-yard line with 16 seconds remaining, Rivers was sacked by DL **DaQuan Jones** for a loss of 11. Indianapolis was forced to settle for a field goal, making it a 17-13 game heading into halftime.

In the third quarter, the Titans defense registered a goal line stand but they suffered a three-and-out at their own 10-yard line. P **Trevor Daniel** shanked the punt and pushed the Colts back just 17 yards. Indianapolis took over at the Tennessee 27-yard line and quickly found the end zone as Hines ran for a two-yard touchdown. The Colts took the lead, 20-17. On the following Tennessee possession, the Titans again had a three-and-out at their own

26-yard line. Daniel's punt was blocked by Colts LB **E.J. Speed** and returned for a six-yard touchdown by Colts CB **T.J. Carrie**. Indianapolis took a 27-17 lead.

In the fourth quarter, Indianapolis recorded a four-play scoring drive. Pittman caught a 40-yard pass to flip field position as Colts QB **Jacoby Brissett** entered the game and rushed for a two-yard score. Indianapolis took a 34-17 lead. The Titans were unable to mount a comeback and fell to the Colts at home.

## SCORING

	1	2	3	4	Final
Indianapolis	3	10	14	7	34
Tennessee	7	10	0	0	17

## TEAM SCORING PLAY

TEAM	SCORING PLAY	TIME
Titans	D.Foreman 5 yd. pass from R.Tannehill (S.Gostkowski kick)	1-11:50
Colts	R.Blankenship 24 yd. Field Goal	1-0:36
Titans	S.Gostkowski 50 yd. Field Goal	2-11:12
Colts	N.Hines 13 yd. pass from P.Rivers (R.Blankenship kick)	2-7:49
Titans	J.Smith 1 yd. run (S.Gostkowski kick)	2-2:54
Colts	R.Blankenship 43 yd. Field Goal	2-0:00
Colts	N.Hines 2 yd. run (R.Blankenship kick)	3-2:51
Colts	T.Carrie 6 yd. return of blocked punt (R.Blankenship kick)	3-1:52
Colts	J.Brissett 2 yd. run (R.Blankenship kick)	4-9:21

**Missed FGs:** S. Gostkowski 44WR

**Attendance:** 13,949

**Time of Game:** 2:57

**Weather:** 56°, Clear, wind N 6 mph

**Referee:** Brad Allen



TEAM STATISTICS

	Colts	Titans
TOTAL FIRST DOWNS	26	25
THIRD DOWN EFFICIENCY	4-12-33%	3-10-30%
FOURTH DOWN EFFICIENCY	3-5-60%	0-1-0%
TOTAL NET YARDS	430	294
Plays - Avg.	69-6.2	60-4.9
NET YARDS RUSHING	133	157
Rushes - Avg.	29-4.6	32-4.9
NET YARDS PASSING	297	137
Sacks - Yards Lost	1-11	1-10
PASS ATT-COMP-INT	39-29-0	27-15-0
PUNTS - Avg.	1-46.0	3-21.3
Net Punting Average	44.0	21.3
PUNT RETURNS - Yards	0-0	1-2
KICKOFF RETURNS - Yards	3-67	2-60
INTERCEPTIONS - Yards	0-0	0-0
PENALTIES Number and Yards	9-73	3-30
FUMBLES - Lost	0-0	0-0
TOUCHDOWNS	4	2
EXTRA POINTS Made-Attempts	4-4	2-2
FIELD GOALS Made-Attempts	2-2	1-2
RED ZONE EFFICIENCY	3-6-50%	2-4-50%
GOAL TO GO EFFICIENCY	1-2-50%	2-2-100%
SAFETIES	0	0
GIVEAWAYS	0	0
TAKEAWAYS	0	0
TIME OF POSSESSION	31:18	28:42

## COLTS STARTERS

OFFENSE		DEFENSE	
WR 13	T.Hilton	DE 50	J.Houston
LT 74	A.Castonzo	DT 99	D.Buckner
LG 56	Q.Nelson	NT 90	G.Stewart
C 78	R.Kelly	DE 96	D.Autry
RG 64	M.Glowinski	WLB 53	D.Leonard
RT 72	B.Smith	MLB 54	A.Walker
TE 80	T.Burton	SAM 58	B.Okereke
WR 11	M.Pittman	CB 38	T.Carrie
WR 14	Z.Pascal	FS 32	J.Blackmon
QB 17	P.Rivers	SS 37	K.Willis
RB 28	J.Taylor	CB 27	X.Rhodes

## TITANS STARTERS

OFFENSE		DEFENSE	
TE 87	G.Swaim	NT 90	D.Jones
TE 81	J.Smith	DT 98	J.Simmons
LT 70	T.Sambrailo	OLB 99	J.Clowney
LG 76	R.Saffold III	ILB 54	R.Evans
C 60	B.Jones	ILB 55	J.Brown
RG 64	N.Davis	OLB 58	H.Landry III
RT 71	D.Kelly	CB 39	B.Borders
WR 14	K.Raymond	CB 33	D.King
QB 17	R.Tannehill	SS 24	K.Vaccaro
FB 41	K.Blasingame	FS 31	K.Byard
RB 22	D.Henry	CB 21	M.Butler

## COLTS INDIVIDUAL STATISTICS

Rushing	Att	Yds	Avg	Lg	TD
N.Hines	12	70	5.8	14	1
J.Wilkins	8	28	3.5	18	0
M.Pittman	1	21	21.0	21	0
J.Taylor	7	12	1.7	4	0
J.Brissett	1	2	2.0	2	1
<b>Total</b>	<b>29</b>	<b>133</b>	<b>4.6</b>	<b>21</b>	<b>2</b>

Passing	Att	Cmp	Yds	TD	Lg	IN	Rt
P.Rivers	39	29	308	1	40	0	105.5
<b>Total</b>	<b>39</b>	<b>29</b>	<b>308</b>	<b>1</b>	<b>40</b>	<b>0</b>	<b>105.5</b>

Receiving	No	Yds	Avg	Lg	TD
M.Pittman	7	101	14.4	40	0
N.Hines	5	45	9.0	13	1
T.Hilton	4	40	10.0	12	0
Z.Pascal	4	33	8.3	18	0
T.Burton	3	24	8.0	14	0
M.Alie-Cox	3	19	6.3	11	0
J.Taylor	2	25	12.5	14	0
D.Harris	1	21	21.0	21	0
<b>Total</b>	<b>29</b>	<b>308</b>	<b>10.6</b>	<b>40</b>	<b>1</b>

Interceptions	No	Yds	Avg	Lg	TD
None					

## Leading Tacklers (Press Box Totals)

D. Leonard 9-3-6; K. Willis 8-5-3; D. Buckner 5-3-2; G. Stewart 5-3-2

**Sacks:** D. Autry 1  
**FF:** None **FR:** None

## TITANS INDIVIDUAL STATISTICS

Rushing	Att	Yds	Avg	Lg	TD
D.Henry	19	103	5.4	20	0
J.McNichols	3	26	8.7	16	0
D.Foreman	7	18	2.6	8	0
R.Tannehill	2	9	4.5	5	0
J.Smith	1	1	1.0	1	1
<b>Total</b>	<b>32</b>	<b>157</b>	<b>4.9</b>	<b>20</b>	<b>1</b>

Passing	Att	Cmp	Yds	TD	Lg	IN	Rt
R.Tannehill	27	15	147	1	21	0	83.4
<b>Total</b>	<b>27</b>	<b>15</b>	<b>147</b>	<b>1</b>	<b>21</b>	<b>0</b>	<b>83.4</b>

Receiving	No	Yds	Avg	Lg	TD
C.Davis	5	67	13.4	20	0
J.Smith	2	14	7.0	8	0
C.Batson	2	8	4.0	5	0
A.Brown	1	21	21.0	21	0
K.Blasingame	1	13	13.0	13	0
J.McNichols	1	8	8.0	8	0
D.Henry	1	6	6.0	6	0
A.Firkser	1	5	5.0	5	0
D.Foreman	1	5	5.0	5	1
<b>Total</b>	<b>15</b>	<b>147</b>	<b>9.8</b>	<b>21</b>	<b>1</b>

Interceptions	No	Yds	Avg	Lg	TD
None					

## Leading Tacklers (Press Box Totals)

K. Byard 10-6-4; K. Vaccaro 8-5-3; J. Brown 7-5-2

**Sacks:** D. Jones 1  
**FF:** None **FR:** None



# TITANS-RAVENS: GAME SUMMARY



Week 11: Titans 30, Ravens 24  
 Sunday, Nov. 22, 2020 • 1:00 p.m. ET • M&T Bank Stadium



In Week 11 of the 2020 season the Titans traveled to Baltimore to face the Ravens and won in overtime by a score of 30-24.

Tennessee got on the board first on its opening possession with a nine-play, 79-yard scoring drive. QB **Ryan Tannehill** threw passes for first downs to WR **Cameron Batson**, TE **Anthony Firkser** and TE **Jonnu Smith**, before connecting with Smith for a one-yard touchdown and an early 7-0 lead. On the following Baltimore possession, the Ravens drove down into the red zone but were held to a 30-yard field goal to make it a 7-3 contest.

In the second quarter, Tannehill was intercepted by Ravens OLB **Tyus Bowser** who returned the ball 25 yards to give Baltimore possession at the Tennessee 22-yard line. The Ravens were kept out of the end zone but capitalized on the turnover with a 27-yard field goal to make it a 7-6 game. Later in the second quarter, Baltimore put together a nine-play scoring drive to take the lead. Ravens QB **Lamar Jackson** threw a 30-yard pass to Ravens TE **Mark Andrews** to move the sticks before Ravens RB **J.K. Dobbins** found the end zone on a two-yard rushing score. Baltimore's two-point conversion attempt was successful as Jackson connected with Dobbins to make it 14-7 Baltimore.

The Titans added points on the ensuing possession with a 14-play scoring drive that saw a 20-yard rush by Tannehill and featured QB **Logan Woodside** throwing a seven-yard pass to WR **Nick Westbrook-Ikhine** on a fake punt. K **Stephen Gostkowski** successfully made a 40-yard kick, 14-10 Baltimore.

The Ravens extended the lead in the third quarter as Jackson found Andrews for a 31-yard touchdown to make it 21-10 in favor of Baltimore. However, Tennessee replied immediately and began to gain momentum. First, the Titans added another 40-yard field goal to make it a 21-13 game. Then on the ensuing Baltimore possession, DB **Amani Hooker** picked off Jackson to give the Titans possession at their own 15-yard line. The drive resulted in a 12-play, 81-yard possession with WR **Corey Davis** adding a 16-yard reception and RB **Derrick Henry** contributing 36 yards on the ground. Ultimately, Gostkowski converted a 22-yard field goal as the Titans inched closer, 21-16.

Later in the fourth quarter, Tennessee took the lead as Tannehill engineered a 90-yard scoring drive. Davis made a 22-yard catch and WR **A.J. Brown** caught a 25-yard ball to get the Titans into the red zone. Tannehill then connected with Brown who bulldozed his way into the end zone for a 14-yard touchdown. The two-point conversion attempt was successful as Tannehill ran it in himself, and Tennessee took a 24-21 lead. Baltimore took over with 2:18 remaining in regulation and replied with a field goal to tie the game at 24-24 and send it to overtime.

Baltimore won the coin toss and had possession first. However, the Tennessee defense stifled the Ravens, sacking Jackson for a loss of nine and forcing Baltimore to punt. The Titans offense took the field and swiftly gained ground. Davis caught two passes for 25 yards and Brown posted an 11-yard

catch before Henry took the handoff and ran 29 yards for a walk-off game-winning touchdown. Tennessee won the overtime road game by a score of 30-24.

## SCORING

	1	2	3	4	OT	Final
Tennessee	7	3	3	11	6	30
Baltimore	3	11	7	3	0	24

TEAM	SCORING PLAY	TIME
Titans	J.Smith 1 yd. pass from R.Tannehill (S.Gostkowski kick)	1-8:37
Ravens	J.Tucker 30 yd. Field Goal	1-1:50
Ravens	J.Tucker 27 yd. Field Goal	2-11:05
Ravens	J.Dobbins 2 yd. run (L.Jackson-J.Dobbins pass)	2-5:17
Titans	S.Gostkowski 40 yd. Field Goal	2-0:48
Ravens	M.Andrews 31 yd. pass from L.Jackson (J.Tucker kick)	3-9:34
Titans	S.Gostkowski 40 yd. Field Goal	3-5:33
Titans	S.Gostkowski 22 yd. Field Goal	4-11:12
Titans	A.Brown 14 yd. pass from R.Tannehill (R.Tannehill run)	4-2:18
Ravens	J.Tucker 29 yd. Field Goal	4-0:15
Titans	D.Henry 29 yd. run	5-5:21

Missed FGs: None

Attendance: 0

Time of Game: 3:13

Weather: 53°, Cloudy, wind E 6 mph

Referee: Alex Kemp



TEAM STATISTICS

	Titans	Ravens
TOTAL FIRST DOWNS	26	21
THIRD DOWN EFFICIENCY	5-12-42%	9-15-60%
FOURTH DOWN EFFICIENCY	1-1-100%	0-0-0%
TOTAL NET YARDS	423	306
Plays - Avg.	68-6.2	63-4.9
NET YARDS RUSHING	173	129
Rushes - Avg.	34-5.1	33-3.9
NET YARDS PASSING	250	177
Sacks - Yards Lost	2-16	1-9
PASS ATT-COMP-INT	32-23-1	29-17-1
PUNTS - Avg.	2-46.5	3-42.0
Net Punting Average	43.0	42.0
PUNT RETURNS - Yards	0-0	1-7
KICKOFF RETURNS - Yards	3-47	2-54
INTERCEPTIONS - Yards	1-6	1-25
PENALTIES Number and Yards	4-44	6-81
FUMBLES - Lost	3-0	0-0
TOUCHDOWNS	3	2
EXTRA POINTS Made-Attempts	2-2	2-2
FIELD GOALS Made-Attempts	3-3	3-3
RED ZONE EFFICIENCY	2-5-40%	1-4-25%
GOAL TO GO EFFICIENCY	1-2-50%	0-1-0%
SAFETIES	0	0
GIVEAWAYS	1	1
TAKEAWAYS	1	1
TIME OF POSSESSION	33:33	31:06

## TITANS STARTERS

OFFENSE		DEFENSE	
FB 41	K.Blasingame	DE 94	J.Crawford
TE 81	J.Smith	NT 90	D.Jones
LT 70	T.Sambrailo	DT 98	J.Simmons
LG 62	A.Brewer	OLB 50	D.Roberson
C 60	B.Jones	ILB 54	R.Evans
RG 64	N.Davis	ILB 55	J.Brown
RT 71	D.Kelly	OLB 58	H.Landry III
TE 87	G.Swaim	CB 39	B.Borders
QB 17	R.Tannehill	SS 37	A.Hooker
RB 22	D.Henry	FS 31	K.Byard
WR 11	A.Brown	CB 21	M.Butler

## RAVENS STARTERS

OFFENSE		DEFENSE	
WR 83	W.Snead	DT 92	J.Madubiuke
WR 15	M.Brown	NT 71	J.Ellis
C/G 68	M.Skura	DE 95	D.Wolfe
LT 78	O.Brown	RUSH90	P.McPhee
LG 77	B.Bozeman	MLB 48	P.Queen
C 65	P.Mekari	WLB 40	M.Harrison
RG 72	B.Powers	SAM 99	M.Judon
RT 70	D.Fluker	LCB 24	M.Peters
QB 8	L.Jackson	SS 36	C.Clark
RB 35	G.Edwards	FS 32	D.Elliott
FB 42	P.Ricard	RCB 44	M.Humphrey

## TITANS INDIVIDUAL STATISTICS

Rushing	Att	Yds	Avg	Lg	TD
D.Henry	28	133	4.8	29	1
R.Tannehill	4	35	8.8	21	0
C.Batson	1	4	4.0	4	0
D.Foreman	1	1	1.0	1	0
<b>Total</b>	<b>34</b>	<b>173</b>	<b>5.1</b>	<b>29</b>	<b>1</b>

Passing	Att	Cmp	Yds	TD	Lg	IN	Rt
R.Tannehill	31	22	259	2	50	1104.1	
L.Woodside	1	1	7	0	7	0	95.8
<b>Total</b>	<b>32</b>	<b>23</b>	<b>266</b>	<b>2</b>	<b>50</b>	<b>1104.4</b>	

Receiving	No	Yds	Avg	Lg	TD
C.Davis	5	113	22.6	50	0
A.Brown	4	62	15.5	25	1
A.Firkser	4	33	8.3	12	0
J.Smith	4	20	5.0	8	1
C.Batson	2	21	10.5	14	0
G.Swaim	1	9	9.0	9	0
N.Westbrook-Ikhine	1	7	7.0	7	0
J.McNichols	1	2	2.0	2	0
D.Henry	1	-1	-1.0	-1	0
<b>Total</b>	<b>23</b>	<b>266</b>	<b>11.6</b>	<b>50</b>	<b>2</b>

Interceptions	No	Yds	Avg	Lg	TD
A.Hooker	1	6	6.0	6	0
<b>Total</b>	<b>1</b>	<b>6</b>	<b>6.0</b>	<b>6</b>	<b>0</b>

**Leading Tacklers (Press Box Totals)**  
 R. Evans 9-5-4; K. Byard 7-5-2; H. Landry 7-4-3

**Sacks:** H. Landry 1  
**FF:** None **FR:** None

## RAVENS INDIVIDUAL STATISTICS

Rushing	Att	Yds	Avg	Lg	TD
J.Dobbins	15	70	4.7	11	1
L.Jackson	13	51	3.9	14	0
G.Edwards	3	6	2.0	3	0
M.Ingram	2	2	1.0	2	0
<b>Total</b>	<b>33</b>	<b>129</b>	<b>3.9</b>	<b>14</b>	<b>1</b>

Passing	Att	Cmp	Yds	TD	Lg	IN	Rt
L.Jackson	29	17	186	1	31	1	74.8
<b>Total</b>	<b>29</b>	<b>17</b>	<b>186</b>	<b>1</b>	<b>31</b>	<b>1</b>	<b>74.8</b>

Receiving	No	Yds	Avg	Lg	TD
M.Andrews	5	96	19.2	31	1
D.Bryant	4	28	7.0	16	0
W.Snead	3	23	7.7	9	0
J.Dobbins	2	15	7.5	9	0
J.Proche	1	14	14.0	14	0
D.Duvernay	1	5	5.0	5	0
P.Ricard	1	5	5.0	5	0
<b>Total</b>	<b>17</b>	<b>186</b>	<b>10.9</b>	<b>31</b>	<b>1</b>

Interceptions	No	Yds	Avg	Lg	TD
T.Bowser	1	25	25.0	25	0
<b>Total</b>	<b>1</b>	<b>25</b>	<b>25.0</b>	<b>25</b>	<b>0</b>

**Leading Tacklers (Press Box Totals)**  
 P. Queen 9-3-6; M. Humphrey 8-8-0; M. Harrison 7-3-4

**Sacks:** M. Judon 1; Y. Ngakoue 1  
**FF:** Y. Ngakoue 1 **FR:** None



# TITANS-COLTS: GAME SUMMARY



**Week 12: Titans 45, Colts 26**  
**Sunday, Nov. 29, 2020 • 1:00 p.m. ET • Lucas Oil Stadium**



In Week 12 of the 2020 season the Titans traveled to Indianapolis to face the Colts for the second time in a three-week span. Tennessee won by a score of 45-26, advancing to 8-3 on the season and taking first place in the AFC South.

The Titans got on the board on their opening possession with a 10-play, 75-yard scoring drive. RB **Derrick Henry** amassed 46 all-purpose yards including a 12-yard rushing score that gave Tennessee an early 7-0 lead. Indianapolis responded on their opening possession, as Colts QB **Philip Rivers** threw an 11-yard touchdown to Colts TE **Trey Burton** to tie the game 7-7. On their next possession, the Titans came right back with a four-play scoring drive as QB **Ryan Tannehill** threw a 69-yard touchdown to WR **A.J. Brown** to put Tennessee ahead, 14-7.

In the second quarter, Indianapolis added a touchdown to tie the game again. Rivers connected with Burton and Colts RB **Nyheim Hines** for a pair of 19-yard passes to move the chains, before Colts backup QB **Jacoby Brissett** entered the game to run in a one-yard score, 14-14. Later in the second quarter, Tennessee pulled ahead of Indianapolis and added three touchdowns on consecutive possessions. Henry rushed first for an 11-yard touchdown and then a one-yard score, and Tannehill added a one-yard touchdown run to make it a 35-14 game. Henry completed the first half of the contest with 17 carries for 140 yards and three touchdowns.

In the third quarter with Indianapolis at their own 27-yard line, Rivers attempted a deep pass but it was intercepted by CB **Breon Borders**. Tennessee took possession at their own 37-yard line and moved the ball into Colts territory. K **Stephen Gostkowski** converted a 49-yard field goal as the Titans increased the lead, 38-14.

In the fourth quarter, Indianapolis constructed a 75-yard scoring drive that included a field position-flipping 50-yard pass from Rivers to Colts WR **T.Y. Hilton** that gave Indianapolis possession at the Tennessee three-yard line. Brissett entered the game and ran into the end zone for his second one-yard touchdown. Indianapolis' two-point conversion attempt failed, 38-20. Later in the fourth quarter with the Colts trailing by 18 points, Rivers led Indianapolis on an 11-play, 94-yard scoring drive that culminated in a five-yard touchdown reception by Hilton. The Colts attempted a two-point conversion, but the try was unsuccessful, 38-26. On the ensuing kickoff, the Colts attempted an onside kick with Tennessee's hands team on the field. However, Brown caught the kick in stride and ran it 42 yards into the end zone for a touchdown. The Titans took a 45-26 lead and sealed a divisional road win at Indianapolis.

## SCORING

	1	2	3	4	Final
Tennessee	14	21	3	7	45
Indianapolis	7	7	0	12	26

TEAM	SCORING PLAY	TIME
Titans	D.Henry 12 yd. run (S.Gostkowski kick)	1-9:12
Colts	T.Burton 11 yd. pass from P.Rivers (R.Blankenship kick)	1-2:34
Titans	A.Brown 69 yd. pass from R.Tannehill (S.Gostkowski kick)	1-0:09
Colts	J.Brissett 1 yd. run (R.Blankenship kick)	2-12:51
Titans	D.Henry 1 yd. run (S.Gostkowski kick)	2-6:15
Titans	D.Henry 11 yd. run (S.Gostkowski kick)	2-1:41
Titans	R.Tannehill 1 yd. run (S.Gostkowski kick)	2-0:20
Titans	S.Gostkowski 49 yd. Field Goal	3-0:44
Colts	J.Brissett 1 yd. run (run failed)	4-13:23
Colts	T.Hilton 5 yd. pass from P.Rivers (pass failed)	4-2:34
Titans	A.Brown 42 yd. kickoff return (S.Gostkowski kick)	4-2:29

Missed FGs: None

Attendance: 12,464

Time of Game: 3:24

Weather: Indoors

Referee: John Hussey



TEAM STATISTICS

	Titans	Colts
TOTAL FIRST DOWNS	28	27
THIRD DOWN EFFICIENCY	5-12-42%	5-13-38%
FOURTH DOWN EFFICIENCY	1-1-100%	1-2-50%
TOTAL NET YARDS	449	336
Plays - Avg.	68-6.6	67-5.0
NET YARDS RUSHING	229	56
Rushes - Avg.	45-5.1	21-2.7
NET YARDS PASSING	220	280
Sacks - Yards Lost	1-1	2-15
PASS ATT-COMP-INT	22-13-0	44-24-1
PUNTS - Avg.	4-40.0	5-50.8
Net Punting Average	40.0	40.4
PUNT RETURNS - Yards	4-52	0-0
KICKOFF RETURNS - Yards	2-60	2-49
INTERCEPTIONS - Yards	1-0	0-0
PENALTIES Number and Yards	9-63	6-50
FUMBLES - Lost	0-0	0-0
TOUCHDOWNS	6	4
EXTRA POINTS Made-Attempts	6-6	2-4
FIELD GOALS Made-Attempts	1-1	0-0
RED ZONE EFFICIENCY	4-5-80%	4-4-100%
GOAL TO GO EFFICIENCY	2-2-100%	3-3-100%
SAFETIES	0	0
GIVEAWAYS	0	1
TAKEAWAYS	1	0
TIME OF POSSESSION	35:33	24:27

## TITANS STARTERS

OFFENSE			DEFENSE		
WR 84	C.Davis	DE 94	J.Crawford	WR 13	T.Hilton
TE 87	G.Swaim	NT 90	D.Jones	LT 74	A.Castonzo
LT 72	D.Quessenberry	DT 98	J.Simmons	LG 56	Q.Nelson
LG 76	R.Saffold III	ILB 53	W.Compton	C 63	D.Pinter
C 60	B.Jones	ILB 54	R.Evans	RG 64	M.Glowinski
RG 64	N.Davis	OLB 58	H.Landry III	RT 72	B.Smith
RT 71	D.Kelly	CB 39	B.Borders	TE 84	J.Doyle
WR 11	A.Brown	CB 33	D.King II	WR 14	Z.Pascal
QB 17	R.Tannehill	SS 24	K.Vaccaro	WR 11	M.Pittman
FB 41	K.Blasingame	FS 31	K.Byard	QB 17	P.Rivers
RB 22	D.Henry	CB 21	M.Butler	RB 21	N.Hines

## COLTS STARTERS

OFFENSE			DEFENSE		
WR 13	T.Hilton	DE 50	J.Houston	WR 13	T.Hilton
LT 74	A.Castonzo	DT 94	T.Lewis	LT 74	A.Castonzo
LG 56	Q.Nelson	NT 90	G.Stewart	LG 56	Q.Nelson
C 63	D.Pinter	DT 76	T.Stallworth	C 63	D.Pinter
RG 64	M.Glowinski	WLB 53	D.Leonard	RG 64	M.Glowinski
RT 72	B.Smith	MLB 54	A.Walker	RT 72	B.Smith
TE 84	J.Doyle	SAM 44	Z.Franklin	TE 84	J.Doyle
WR 14	Z.Pascal	CB 23	K.Moore	WR 14	Z.Pascal
WR 11	M.Pittman	FS 32	J.Blackmon	WR 11	M.Pittman
QB 17	P.Rivers	SS 37	K.Willis	QB 17	P.Rivers
RB 21	N.Hines	CB 27	X.Rhodes	RB 21	N.Hines

## TITANS INDIVIDUAL STATISTICS

Rushing	Att	Yds	Avg	Lg	TD
D.Henry	27	178	6.6	31	3
D.Foreman	4	28	7.0	12	0
J.McNichols	8	20	2.5	6	0
C.Batson	1	5	5.0	5	0
R.Tannehill	2	3	1.5	2	1
L.Woodside	3	-5	-1.7	-1	0
<b>Total</b>	<b>45</b>	<b>229</b>	<b>5.1</b>	<b>31</b>	<b>4</b>

Passing	Att	Cmp	Yds	TD	Lg	IN	Rt
R.Tannehill	22	13	221	1	69	0	108.3
<b>Total</b>	<b>22</b>	<b>13</b>	<b>221</b>	<b>1</b>	<b>69</b>	<b>0</b>	<b>108.3</b>

Receiving	No	Yds	Avg	Lg	TD
A.Brown	4	98	24.5	69	1
C.Davis	3	70	23.3	37	0
G.Swaim	3	30	10.0	12	0
D.Henry	2	7	3.5	4	0
K.Blasingame	1	16	16.0	16	0
<b>Total</b>	<b>13</b>	<b>221</b>	<b>17.0</b>	<b>69</b>	<b>1</b>

Interceptions	No	Yds	Avg	Lg	TD
B. Borders	1	0	0.0	0	0
<b>Total</b>	<b>1</b>	<b>0</b>	<b>0.0</b>	<b>0</b>	<b>0</b>

**Leading Tacklers (Press Box Totals)**  
 K. Vaccaro 9-7-2; K. Byard 7-7-0; M. Butler 4-4-0

**Sacks:** J. Simmons 1; H. Landry 1  
**FF:** None **FR:** None

## COLTS INDIVIDUAL STATISTICS

Rushing	Att	Yds	Avg	Lg	TD
N.Hines	10	29	2.9	10	0
J.Wilkins	6	22	3.7	11	0
J.Brissett	4	3	0.8	2	2
D.Harris	1	2	2.0	2	0
<b>Total</b>	<b>21</b>	<b>56</b>	<b>2.7</b>	<b>11</b>	<b>2</b>

Passing	Att	Cmp	Yds	TD	Lg	IN	Rt
P.Rivers	42	24	295	2	50	1	84.9
J.Brissett	2	0	0	0	0	0	39.6
<b>Total</b>	<b>44</b>	<b>24</b>	<b>295</b>	<b>2</b>	<b>50</b>	<b>1</b>	<b>81.2</b>

Receiving	No	Yds	Avg	Lg	TD
N.Hines	8	66	8.3	19	0
T.Hilton	4	81	20.3	50	1
T.Burton	3	42	14.0	19	1
J.Wilkins	3	35	11.7	21	0
M.Pittman	2	28	14.0	14	0
M.Alie-Cox	2	19	9.5	11	0
Z.Pascal	1	23	23.0	23	0
D.Harris	1	1	1.0	1	0
<b>Total</b>	<b>24</b>	<b>295</b>	<b>12.3</b>	<b>50</b>	<b>2</b>

**Interceptions** None

**Leading Tacklers (Press Box Totals)**  
 D. Leonard 14-10-4; A. Walker 6-3-3; T. Lewis 5-5-0

**Sacks:** D. Leonard 1  
**FF:** None **FR:** None



TENNESSEE  
**TITANS**

**MISCELLANEOUS  
STATISTICS**

# TENNESSEE TITANS RECORD WHEN ...

	2020		2019		2018		2017		2016		2015		2014		2013		2012		2011		10-YR. TOTAL		
	W	L	W	L	W	L	W	L	W	L	W	L	W	L	W	L	W	L	W	L	W	L	Pct.
<b>Overall Record</b>	8	3	9	7	9	7	9	7	9	7	3	13	2	14	7	9	6	10	9	7	71	84	0.458
Home	4	2	4	4	6	2	6	2	5	3	1	7	1	7	3	5	4	4	5	3	39	39	0.500
Away	4	1	5	3	3	5	3	5	4	4	2	6	1	7	4	4	2	6	4	4	32	45	0.416
<b>By Month</b>																							
September	3	0	2	2	3	1	2	1	1	2	1	2	1	3	3	1	1	3	2	1	19	16	0.543
October	2	1	2	2	0	3	2	2	3	2	0	3	1	3	0	3	2	2	2	2	14	23	0.378
November	3	2	2	1	2	2	3	1	2	2	1	4	0	4	2	2	1	2	2	2	18	22	0.450
December	0	0	3	2	4	1	2	3	2	1	1	3	0	4	2	3	2	3	2	2	18	22	0.450
January	0	0	0	0	0	0	0	0	1	0	0	1	0	0	0	0	0	0	1	0	2	1	0.667
<b>vs. AFC</b>	6	3	7	5	5	7	8	4	6	6	1	11	2	10	6	6	5	7	7	5	53	64	0.453
South	3	1	3	3	3	3	5	1	2	4	1	5	1	5	2	4	1	5	3	3	24	34	0.414
East	1	0	0	1	2	2	0	1	1	0	0	4	0	1	1	0	3	1	1	0	9	10	0.474
West	1	0	3	1	0	1	0	1	2	2	0	1	1	0	2	2	0	1	1	0	10	9	0.526
North	1	2	1	0	0	1	3	1	1	0	0	1	0	4	1	0	1	0	2	2	10	11	0.476
<b>vs. NFC</b>	2	0	2	2	4	0	1	3	3	1	2	2	0	4	1	3	1	3	2	2	18	20	0.474
South	0	0	2	2	0	0	0	0	0	0	2	2	0	0	0	0	0	0	2	2	6	6	0.500
East	0	0	0	0	4	0	0	0	0	0	0	0	0	4	0	0	0	0	0	0	4	4	0.500
North	2	0	0	0	0	0	0	0	3	1	0	0	0	0	0	0	1	3	0	0	6	4	0.600
West	0	0	0	0	0	0	1	3	0	0	0	0	0	0	1	3	0	0	0	0	2	6	0.250
<b>Playing Conditions</b>																							
On grass	6	2	6	7	7	4	8	6	8	5	2	9	2	11	6	7	5	8	8	5	58	64	0.475
On synthetic grass	2	1	3	0	2	3	1	1	1	2	1	4	0	3	1	2	1	2	1	2	13	20	0.394
Outdoors	6	3	7	7	9	5	9	6	8	5	2	11	2	14	6	7	6	7	8	5	63	70	0.474
Indoors	2	0	2	0	0	2	0	1	1	2	1	2	0	0	1	2	0	3	1	2	8	14	0.364
Day	6	2	9	6	7	5	8	6	8	7	3	12	2	12	7	8	4	10	9	7	63	75	0.457
Night	2	1	0	1	2	2	1	1	1	0	0	1	0	2	0	1	2	0	0	0	8	9	0.471
Temp. 85 or higher	0	0	0	1	1	1	1	1	1	1	0	0	0	0	0	0	0	1	0	1	3	6	0.333
Temp. 32 or lower	0	0	0	0	0	0	1	0	1	0	0	0	0	1	0	1	0	1	0	0	2	3	0.400
<b>In white jerseys</b>	5	0	4	5	5	4	2	4	3	6	1	6	2	13	5	3	2	6	5	3	34	50	0.405
<b>In navy jerseys</b>	2	2	3	1	3	2	6	1	4	1	2	6	0	1	0	2	-	-	-	-	20	16	0.556
<b>In light blue jerseys</b>	1	1	2	1	1	1	1	2	2	0	0	1	0	0	2	4	4	4	4	4	17	18	0.486
<b>Following a win</b>	5	2	4	4	6	3	5	3	3	5	0	3	0	2	2	4	1	4	4	4	30	34	0.469
<b>Following a loss</b>	2	1	4	3	3	3	4	3	6	1	2	10	1	12	4	5	5	5	5	2	36	45	0.444
<b>Win coin toss</b>	2	1	6	3	4	0	4	4	6	5	2	5	2	10	4	3	3	7	6	5	39	43	0.476
<b>Lose coin toss</b>	6	2	3	4	5	7	5	3	3	2	1	8	0	4	3	6	3	3	3	2	32	41	0.438
<b>Titans score on 1st drive</b>	5	1	3	0	5	3	5	1	3	2	1	3	0	2	4	4	3	5	3	1	32	22	0.593
<b>Opp. scores on 1st drive</b>	0	2	6	2	3	4	3	4	2	6	1	6	1	6	3	4	5	4	1	4	25	42	0.373
<b>Titans score first</b>	7	1	3	1	6	3	7	1	6	3	2	5	0	5	3	4	4	4	5	2	43	29	0.597
<b>Opponent scores first</b>	1	2	6	6	3	4	2	6	3	4	1	8	2	9	4	5	2	6	4	5	28	55	0.337
<b>Lead after 1 quarter</b>	5	1	2	1	7	2	5	0	6	1	2	2	0	5	2	4	2	0	6	1	37	17	0.685
<b>Tied after 1 quarter</b>	1	0	5	3	0	0	3	2	1	0	0	3	1	1	1	1	2	2	1	0	15	12	0.556
<b>Trail after 1 quarter</b>	2	2	2	3	2	5	1	5	2	6	1	8	1	8	4	4	2	8	2	6	19	55	0.257
<b>Lead at half</b>	5	1	5	1	4	0	6	1	7	1	2	2	2	5	2	4	6	2	7	2	46	19	0.708
<b>Tied at half</b>	1	0	3	0	2	0	1	1	0	0	0	1	0	1	2	1	0	0	2	0	11	4	0.733
<b>Trail at half</b>	2	2	1	6	3	7	2	5	2	6	1	10	0	8	3	4	0	8	0	5	14	61	0.187



	2020		2019		2018		2017		2016		2015		2014		2013		2012		2011		10-YR. TOTAL		
	W	L	W	L	W	L	W	L	W	L	W	L	W	L	W	L	W	L	W	L	W	L	Pct.
Lead after 3 quarters	5	0	5	1	6	0	6	1	7	0	2	3	2	3	4	0	5	1	7	2	49	11	0.817
Tied after 3 quarters	1	0	2	1	0	0	1	2	0	0	0	0	0	0	1	1	0	0	0	0	5	4	0.556
Trail after 3 quarters	2	3	2	5	3	7	2	4	2	7	1	10	0	11	2	8	1	9	2	5	17	69	0.198
Outcome 7 points or less	6	1	3	3	4	3	6	4	6	3	2	6	1	4	6	5	4	3	5	4	43	36	0.544
Outcome 3 points or less	3	1	2	2	3	2	2	1	4	0	1	4	1	3	1	3	3	0	2	1	22	17	0.564
In Overtime	2	0	0	0	1	0	1	0	0	0	1	0	0	0	0	2	1	1	0	0	6	3	0.667
Score 20 or more points	7	2	9	3	7	1	7	2	6	3	3	3	1	4	5	5	5	2	8	0	58	25	0.699
Allow 20 or fewer points	3	0	6	4	7	2	7	2	5	1	1	4	2	2	6	1	3	1	8	1	48	18	0.727
Outgain opponent	4	1	4	4	6	1	5	1	5	3	3	4	1	3	5	4	3	4	5	2	41	27	0.603
Even yardage	0	0	0	0	0	0	0	0	0	0	0	0	0	0	1	0	0	0	0	0	1	0	0.000
Out-rush opponent	6	2	8	3	5	1	8	1	8	4	3	4	1	2	6	2	4	2	5	0	54	21	0.720
Out-pass opponent	4	0	2	3	3	2	2	3	2	3	2	5	1	6	3	5	1	4	5	3	25	34	0.424
+ Turnover Margin	6	1	5	3	4	1	4	0	5	2	2	1	2	1	5	1	4	1	5	0	42	11	0.792
Even turnover margin	1	1	3	0	5	0	4	3	2	1	0	5	0	3	2	1	1	3	3	4	21	21	0.500
- Turnover margin	1	1	1	4	0	6	1	4	2	4	1	7	0	10	0	7	1	6	1	3	8	52	0.133
Titans 300+ yards	7	1	7	4	6	3	5	4	7	6	3	3	1	9	6	5	3	6	9	4	54	45	0.545
Titans -300 yards	1	2	2	3	3	4	4	3	2	1	0	10	1	5	1	4	3	4	0	3	17	39	0.304
Titans 30+ rushes	7	1	5	0	6	1	6	0	5	1	2	1	1	1	5	2	3	0	4	0	44	7	0.863
Titans -30 rushes	1	2	4	7	3	6	3	7	4	6	1	12	1	13	2	7	3	10	5	7	27	77	0.260
Time of poss. 30:00 +	5	0	1	2	6	2	6	1	7	4	3	6	1	4	6	4	2	2	6	1	43	26	0.623
Time of poss. - 30:00	3	3	8	5	3	5	3	6	2	3	0	7	1	10	1	5	4	8	3	6	28	58	0.326
Have 100-yard rusher	5	2	6	0	2	0	3	0	3	2	1	0	0	0	2	0	3	2	4	0	29	6	0.829
(D. Henry)	5	2	6	0	2	0	2	0	0	0	-	-	-	-	-	-	-	-	-	-	15	2	0.882
(C. Johnson)	-	-	-	-	-	-	-	-	-	-	-	-	-	-	2	0	3	2	4	0	9	2	0.818
(M. Mariota)	-	-	0	0	0	0	0	0	0	0	1	0	-	-	-	-	-	-	-	-	1	0	1.000
(D. Murray)	-	-	-	-	-	1	0	3	2	-	-	-	-	-	-	-	-	-	-	-	4	2	0.667
Have 100-yard receiver	5	2	4	1	3	1	0	1	4	1	2	2	0	4	4	2	1	1	3	4	26	19	0.578
(K. Britt)	-	-	-	-	-	-	-	-	-	-	-	-	-	-	0	0	0	1	1	1	1	2	0.333
(A. Brown)	1	1	4	1	-	-	-	-	-	-	-	-	-	-	-	-	-	-	-	-	5	2	0.714
(J. Cook)	-	-	-	-	-	-	-	-	-	-	-	-	-	-	-	-	0	0	1	1	1	1	0.500
(C. Davis)	2	1	0	0	2	0	0	0	-	-	-	-	-	-	-	-	-	-	-	-	4	1	0.800
(A. Firkser)	1	0	0	0	0	0	-	-	-	-	-	-	-	-	-	-	-	-	-	-	1	0	1.000
(D. Green-Beckham)	-	-	-	-	-	-	-	-	-	-	1	1	-	-	-	-	-	-	-	-	1	1	0.500
(J. Hunter)	-	-	-	-	-	-	-	-	-	-	0	0	0	0	1	1	-	-	-	-	1	1	0.500
(R. Matthews)	-	-	-	-	0	0	0	1	2	1	-	-	-	-	-	-	-	-	-	-	2	2	0.500
(K. Raymond)	1	0	0	0	-	-	-	-	-	-	-	-	-	-	-	-	-	-	-	-	1	0	1.000
(T. Sharpe)	-	-	0	0	0	1	0	0	0	0	-	-	-	-	-	-	-	-	-	-	0	1	0.000
(T. Taylor)	-	-	-	-	1	0	0	0	-	-	-	-	-	-	-	-	-	-	-	-	1	0	1.000
(D. Walker)	-	-	0	0	0	0	0	0	1	0	0	1	0	2	0	0	-	-	-	-	1	3	0.250
(N. Washington)	-	-	-	-	-	-	-	-	-	-	-	-	0	1	3	0	1	0	0	2	4	3	0.571
(D. Williams)	-	-	-	-	-	-	-	-	-	-	-	-	-	-	0	0	0	0	1	0	1	0	1.000
(K. Wright)	-	-	-	-	-	-	-	1	0	1	0	0	1	1	1	1	0	0	-	-	3	2	0.600
Have 300-yard passer	2	0	2	2	1	1	1	1	0	1	1	1	0	1	1	2	1	1	3	0	12	10	0.545
(R. Fitzpatrick)	-	-	-	-	-	-	-	-	-	-	-	-	-	-	1	1	-	-	-	-	1	1	0.500
(M. Hasselbeck)	-	-	-	-	-	-	-	-	-	-	-	-	-	-	0	0	0	0	3	0	3	0	1.000
(J. Locker)	-	-	-	-	-	-	-	-	-	-	-	-	0	0	0	1	1	1	0	0	1	2	0.333
(M. Mariota)	-	-	0	1	1	1	1	1	0	1	1	1	-	-	-	-	-	-	-	-	3	5	0.375
(R. Tannehill)	2	0	2	1	-	-	-	-	-	-	-	-	-	-	-	-	-	-	-	-	4	1	0.800
(Z. Mettenberger)	-	-	-	-	-	-	-	-	-	-	0	0	0	1	-	-	-	-	-	-	0	1	0.000
Oppon. 100-yard rusher	2	0	0	2	1	2	0	1	0	1	0	3	0	7	1	1	1	2	2	4	7	23	0.233
Oppon. 100-yard receiver	3	1	5	3	3	3	2	4	5	4	2	5	1	6	0	3	3	5	0	3	24	37	0.393
Oppon. 300-yard passer	3	1	5	0	2	1	2	2	5	2	2	1	1	3	0	1	1	1	1	2	22	14	0.611

## 2020 TENNESSEE TITANS SUPERLATIVES

### TITANS

LONGEST RUN FROM SCRIMMAGE:	94t	by Derrick Henry vs. Houston, 10/18
LONGEST PASS COMPLETION:	73t	by Ryan Tannehill to A.J. Brown vs. Pittsburgh, 10/25
LONGEST PUNT RETURN:	40	by Kalif Raymond vs. Buffalo, 10/13
LONGEST KICKOFF RETURN:	42t	by A.J. Brown at Indianapolis, 11/29
LONGEST INTERCEPTION RETURN:	68	by Malcolm Butler vs. Buffalo, 10/13
LONGEST PUNT:	66	by Brett Kern at Denver, 9/14
LONGEST FIELD GOAL:	55	by Stephen Gostkowski at Minnesota, 9/27
MOST RUSHING ATTEMPTS:	31	by Derrick Henry at Denver, 9/14
MOST YARDS RUSHING:	212	by Derrick Henry vs. Houston, 10/18
MOST PASSES ATTEMPTED:	43	by Ryan Tannehill at Denver, 9/14
MOST YARDS PASSING:	366	by Ryan Tannehill vs. Houston, 10/18
MOST PASSES CAUGHT:	8	Twice, last by Corey Davis at Cincinnati, 11/1
MOST YARDS ON RECEPTIONS:	153	by A.J. Brown vs. Pittsburgh, 10/25
MOST TOUCHDOWN PASSES:	4	Twice, last by Ryan Tannehill vs. Houston, 10/18
MOST INTERCEPTIONS THROWN:	1	Four times, last by Ryan Tannehill at Baltimore, 11/22
MOST RUSHING TOUCHDOWNS:	3	by Derrick Henry at Indianapolis, 11/29
MOST TOUCHDOWN RECEPTIONS:	2	Three times, last by A.J. Brown vs. Houston, 10/18

### OPPONENTS

LONGEST RUN FROM SCRIMMAGE:	39	Three times, last by Dalvin Cook at Minnesota, 9/27
LONGEST PASS COMPLETION:	71t	by Kirk Cousins to Justin Jefferson at Minnesota, 9/27
LONGEST PUNT RETURN:	57	by Ray-Ray McCloud vs. Pittsburgh, 10/25
LONGEST KICKOFF RETURN:	49	by Brandon Wilson at Cincinnati, 11/1
LONGEST INTERCEPTION RETURN:	25	by Tyus Bowser at Baltimore, 11/22
LONGEST PUNT:	71	by Corey Bojorquez vs. Buffalo, 10/13
LONGEST FIELD GOAL:	43	Twice, last by Rodrigo Blankenship vs. Indianapolis, 11/12
MOST RUSHING ATTEMPTS:	22	by Dalvin Cook at Minnesota, 9/27
MOST YARDS RUSHING:	181	by Dalvin Cook at Minnesota, 9/27
MOST PASSES ATTEMPTED:	52	by Nick Foles vs. Chicago, 11/8
MOST YARDS PASSING:	339	by Gardner Minshew II vs. Jacksonville, 9/20
MOST PASSES CAUGHT:	10	by Stefon Diggs vs. Buffalo, 10/13
MOST YARDS ON RECEPTIONS:	175	by Justin Jefferson at Minnesota, 9/27
MOST TOUCHDOWN PASSES:	4	by Deshaun Watson vs. Houston, 10/18
MOST INTERCEPTIONS THROWN:	3	by Ben Roethlisberger vs. Pittsburgh, 10/25
MOST RUSHING TOUCHDOWNS:	2	by Jacoby Brissett at Indianapolis, 11/29
MOST TOUCHDOWN RECEPTIONS:	2	by Diontae Johnson vs. Pittsburgh, 10/25

### TITANS HIGHS AND LOWS

	<u>HIGH</u>		<u>LOW</u>	
POINTS:	45	at Indianapolis, 11/29	16	at Denver, 9/14
FIRST DOWNS:	31	vs. Houston, 10/18	11	vs. Chicago, 11/8
NET RUSHING YARDS:	263	vs. Houston, 10/18	82	vs. Pittsburgh, 10/25
NET PASSING YARDS:	344	vs. Houston, 10/18	136	vs. Chicago, 11/8
TOTAL OFFENSE:	607	vs. Houston, 10/18	228	vs. Chicago, 11/8
TOTAL PLAYS:	78	at Denver, 9/14	55	vs. Chicago, 11/8
RUSHING ATTEMPTS:	45	at Indianapolis, 11/29	23	vs. Pittsburgh, 10/25
PASSING ATTEMPTS:	43	at Denver, 9/14	21	vs. Chicago, 11/8
PASSES COMPLETED:	30	vs. Houston, 10/18	10	vs. Chicago, 11/8
PASSES HAD INT.:	1	Four times, last at Balt., 11/22	0	Seven times, last at Indianapolis, 11/29
FUMBLES LOST:	1	vs. Houston, 10/18	0	10 times, last at Indianapolis, 11/29
NUMBER OF PENALTIES:	9	at Indianapolis, 11/29	3	vs. Indianapolis, 11/12
YARDS PENALIZED:	73	Twice, last vs. Pittsburgh, 10/25	30	Twice, last vs. Indianapolis, 11/12
TIME OF POSSESSION:	35:33	at Indianapolis, 11/29	23:23	vs. Pittsburgh, 10/25

## OPPONENTS HIGHS AND LOWS

	<u>HIGH</u>		<u>LOW</u>
POINTS:	36	vs. Houston, 10/18	14
FIRST DOWNS:	30	vs. Jacksonville, 9/20	19
NET RUSHING YARDS:	226	at Minnesota, 9/27	56
NET PASSING YARDS:	320	vs. Houston, 10/18	177
TOTAL OFFENSE:	480	vs. Jacksonville, 9/20	306
TOTAL PLAYS:	75	vs. Chicago, 11/8	59
RUSHING ATTEMPTS:	33	Twice, last at Baltimore, 11/22	20
PASSING ATTEMPTS:	52	vs. Chicago, 11/8	27
PASSES COMPLETED:	36	vs. Chicago, 11/8	16
PASSES HAD INT.:	3	vs. Pittsburgh, 10/25	0
FUMBLES LOST:	2	vs. Chicago, 11/8	0
NUMBER OF PENALTIES:	10	vs. Buffalo, 10/13	3
YARDS PENALIZED:	81	at Baltimore, 11/22	20
TIME OF POSSESSION:	36:37	vs. Pittsburgh, 10/25	24:27
			at Indianapolis, 11/29

## BIG PLAYS (30 OR MORE YARDS FROM SCRIMMAGE)

### TITANS BIG PLAYS

1. 63 -yard pass from Ryan Tannehill to Jonnu Smith vs. Jacksonville, 9/20
2. 44 -yard pass from Ryan Tannehill to Kalif Raymond at Minnesota, 9/27
3. 38 -yard pass from Ryan Tannehill to Corey Davis at Minnesota, 9/27
4. 61 -yard pass from Ryan Tannehill to Kalif Raymond at Minnesota, 9/27
5. 34 -yard run by Derrick Henry vs. Houston, 10/18
6. 45 -yard pass from Ryan Tannehill to Anthony Firkser vs. Houston, 10/18
7. 94 -yard touchdown run by Derrick Henry vs. Houston, 10/18
8. 53 -yard pass from Ryan Tannehill to Derick Henry vs. Houston, 10/18
9. 73 -yard touchdown pass from Ryan Tannehill to A.J. Brown vs. Pittsburgh, 10/25
10. 38 -yard pass from Ryan Tannehill to A.J. Brown vs. Chicago, 11/8
11. 40 -yard touchdown pass from Ryan Tannehill to A.J. Brown vs. Chicago, 11/8
12. 30 -yard pass from Ryan Tannehill to Jonnu Smith vs. Chicago, 11/8
13. 50 -yard pass from Ryan Tannehill to Corey Davis at Baltimore, 11/22
14. 69 -yard touchdown pass from Ryan Tannehill to A.J. Brown at Indianapolis, 11/29
15. 31 -yard run by Derrick Henry at Indianapolis, 11/29
16. 37 -yard pass from Ryan Tannehill to Corey Davis at Indianapolis, 11/29

### OPPONENTS BIG PLAYS

1. 31 -yard pass from Drew Lock to Noah Fant at Denver, 9/14
2. 45 -yard pass from Gardner Minshew II to DJ Chark Jr. vs. Jacksonville, 9/20
3. 39 -yard run by James Robinson vs. Jacksonville, 9/20
4. 39 -yard touchdown run by Dalvin Cook at Minnesota, 9/27
5. 31 -yard pass from Kirk Cousins to Justin Jefferson at Minnesota, 9/27
6. 33 -yard pass from Kirk Cousins to Justin Jefferson at Minnesota, 9/27
7. 39 -yard run by Dalvin Cook at Minnesota, 9/27
8. 71 -yard touchdown pass from Kirk Cousins to Justin Jefferson at Minnesota, 9/27
9. 34 -yard run by T.J. Yeldon vs. Buffalo, 10/13
10. 35 -yard pass from Deshaun Watson to Darren Fells vs. Houston, 10/18
11. 53 -yard touchdown pass from Deshaun Watson to Will Fuller V vs. Houston, 10/18
12. 34 -yard pass from Nick Foles to Anthony Miller vs. Chicago, 11/8
13. 30 -yard pass from Philip Rivers to Michael Pittman Jr. vs. Indianapolis, 11/12
14. 40 -yard pass from Philip Rivers to Michael Pittman Jr. vs. Indianapolis, 11/12
15. 30 -yard pass from Lamar Jackson to Mark Andrews at Baltimore, 11/22
16. 31 -yard touchdown pass from Lamar Jackson to Mark Andrews at Baltimore, 11/22
17. 50 -yard pass from Philip Rivers to T.Y. Hilton at Indianapolis, 11/29



## LONGEST 2020 SCORING DRIVES

Most Plays:	Titans	15	at Denver, 9/14, 82 yards, 7:02, TD
	Opponent	16	vs. Pittsburgh, 10/25, 75 yards, 9:18, TD
Most Yards:	Titans	94	vs. Houston, 10/18, 1 play, :14, TD
	Opponent	94	at Indianapolis, 11/29, 11 plays, 3:21, TD
Most Time:	Titans	7:02	at Denver, 9/14, 15 plays, 82 yards, TD
	Opponent	9:18	vs. Pittsburgh, 10/25, 16 plays, 75 yards, TD

## TURNOVER ANALYSIS

### PLUS-MINUS TURNOVER RATIO

	<u>Takeaways</u>	<u>Turnovers</u>	<u>Ratio</u>
1 <sup>st</sup> Half	5	3	+2
1 <sup>st</sup> quarter	3	1	+2
2 <sup>nd</sup> quarter	2	2	0
2 <sup>nd</sup> Half	11	2	+9
3 <sup>rd</sup> quarter	6	1	+5
4 <sup>th</sup> quarter	5	1	+4
Overtime	0	0	0
<b>Totals</b>	<b>16</b>	<b>5</b>	<b>+11</b>

### GAME-BY-GAME TURNOVER RATIO

<u>Date</u>	<u>Opponent</u>	<u>Takeaways</u>	<u>Turnovers</u>	<u>Ratio</u>	<u>Result</u>
9/14	at Denver	1	0	+1	W
9/20	vs. Jacksonville	2	0	+2	W
9/27	at Minnesota	3	1	+2	W
10/13	vs. Buffalo	3	0	+3	W
10/18	vs. Houston	0	2	-2	W
10/25	vs. Pittsburgh	3	0	+3	L
11/1	at Cincinnati	0	1	-1	L
11/8	vs. Chicago	2	0	+2	W
11/12	vs. Indianapolis	0	0	0	L
11/22	at Baltimore	1	1	0	W
11/29	at Indianapolis	1	0	+1	W

### FUMBLES

<u>Player</u>	<u>Fumbles</u>	<u>Lost</u>
Ryan Tannehill	5	1
Beau Brinkley	1	0
Jamil Douglas	1	0
<b>TOTALS</b>	<b>7</b>	<b>1</b>
OPPONENTS	16	5

## INACTIVE PLAYERS

<b>Date</b>	<b>Opponent</b>	<b>Inactive Players</b>
9/14	at Denver	Beasley Jr., Douglas, D. Evans, Murchison, Roberson, Swaim, Westbrook-Ikhine
9/20	vs. Jacksonville	Beasley Jr., A. Brown, Douglas, D. Evans, Mack, Roberson, Swaim
9/27	at Minnesota	Brewer, A. Brown, Dickerson, C. Jackson, Roberson, Swaim
10/13	vs. Buffalo	Correa, Fulton, Munyer, Roberson
10/18	vs. Houston	Compton, Dickerson, C. Jackson, Munyer, Wilson
10/25	vs. Pittsburgh	Dickerson, Kalu, Long Jr., Munyer, Roberson, Wilson
11/1	at Cincinnati	Cruikshank, Dickerson, Munyer, Roberson, T. Smith, Swaim, Wilson
11/8	vs. Chicago	Clowney, Dickerson, Humphries, Orr, Swaim, Wilson
11/12	vs. Indianapolis	Allen, Dickerson, Humphries, A. Jackson, Orzech, Pruitt, Wilson
11/22	at Baltimore	Humphries, A. Jackson, Murchison, Orzech, Pruitt, Saffold, Vaccaro
11/29	at Indianapolis	Humphries, A. Jackson, Murchison, Orzech, Pruitt

## DRIVE ENGINEERING

### TITANS

QB	Game	Drives Started	Drives Ended By . . .									Points Yield	Points/ Drive	Drive Eff.
			TD	FG	FGA	PNT	DWN	TRN	SAF	GM	HLF			
Tannehill	9/14 at DEN	10	2	1	4	4	0	0	0	0	0	16	1.6	30.0%
	9/20 JAX	10	4	2	2	3	0	0	0	1	0	33	3.3	60.0%
	9/27 at MIN	13	2	6	6	3	0	1	0	1	0	31	2.4	61.5%
	10/13 BUF	9	6	0	0	3	0	0	0	0	0	42	4.7	66.7%
	10/18 HOU	11	6	0	2	1	0	2	0	0	0	42	3.8	54.5%
	10/25 PIT	10	3	1	2	4	1	0	0	0	0	24	2.4	40.0%
	11/1 at CIN	9	3	0	1	2	0	1	0	1	1	20	2.2	33.3%
	11/8 CHI	12	2	1	1	8	0	0	0	1	0	17	1.4	25.0%
	11/12 IND	8	2	1	2	3	1	0	0	0	0	17	2.1	37.5%
	11/22 at BAL	10	3	3	3	2	0	1	0	0	1	30	3.0	60.0%
11/29 at IND	11	6	1	1	4	0	0	0	0	0	45	4.1	63.6%	
12/6 CLE											-	-	-	
12/13 at JAX											-	-	-	
12/19 DET											-	-	-	
12/27 at GB											-	-	-	
1/3 at HOU											-	-	-	
<b>TANNEHILL TOTALS</b>		<b>113</b>	<b>39</b>	<b>16</b>	<b>24</b>	<b>37</b>	<b>2</b>	<b>5</b>	<b>0</b>	<b>4</b>	<b>2</b>	<b>317</b>	<b>2.8</b>	<b>48.7%</b>
Woodside	11/12 IND	1	0	0	0	0	0	0	0	1	0	0	0.0	0.0%
	11/29 at IND	1	0	0	0	0	0	0	0	1	0	0	0.0	0.0%
<b>WOODSIDE TOTALS</b>		<b>2</b>	<b>0</b>	<b>0</b>	<b>0</b>	<b>0</b>	<b>0</b>	<b>0</b>	<b>0</b>	<b>2</b>	<b>0</b>	<b>0</b>	<b>0.0</b>	<b>0.0%</b>
<b>TEAM TOTALS</b>		<b>115</b>	<b>39</b>	<b>16</b>	<b>24</b>	<b>37</b>	<b>2</b>	<b>5</b>	<b>0</b>	<b>6</b>	<b>2</b>	<b>317</b>	<b>2.8</b>	<b>47.8%</b>

### OPPONENTS

QB	Game	Drives Started	Drives Ended By . . .									Points Yield	Points/ Drive	Drive Eff.
			TD	FG	FGA	PNT	DWN	TRN	SAF	GM	HLF			
Lock	9/14 at DEN	11	2	0	0	5	1	1	0	1	1	14	1.3	18.2%
Minshew II	9/20 JAX	9	4	1	1	2	0	2	0	0	0	30	3.3	55.6%
Cousins	9/27 at MIN	13	4	1	2	3	0	3	0	0	1	30	2.3	38.5%
Allen/Barkley	10/13 BUF	10	2	1	1	2	0	3	0	1	1	16	1.6	30.0%
Watson	10/18 HOU	11	5	1	1	4	0	0	0	0	1	36	3.3	54.5%
Roethlisberger	10/25 PIT	11	3	2	2	2	0	3	0	1	0	27	2.5	45.5%
Burrow	11/1 at CIN	8	4	1	1	3	0	0	0	0	0	31	3.9	62.5%
Foles	11/8 CHI	13	2	1	1	6	1	2	0	0	1	17	1.3	23.1%
Rivers	11/12 IND	8	3	2	2	1	2	0	0	0	0	27	3.4	62.5%
Jackson	11/22 at BAL	10	2	3	3	3	0	1	0	0	1	24	2.4	50.0%
Rivers/Brissett	11/29 at IND	12	4	0	0	5	1	1	0	0	1	26	2.2	33.3%
12/6 CLE												-	-	-
12/13 at JAX												-	-	-
12/19 DET												-	-	-
12/27 at GB												-	-	-
1/3 at HOU												-	-	-
<b>OPPONENTS TOTALS</b>		<b>116</b>	<b>35</b>	<b>13</b>	<b>14</b>	<b>36</b>	<b>5</b>	<b>16</b>	<b>0</b>	<b>3</b>	<b>7</b>	<b>278</b>	<b>2.4</b>	<b>41.4%</b>



# THIRD DOWN EFFICIENCY

## TITANS

		THIRD DOWN AND ...																						
Game		1		2		3		4		5		6		7		8		9		10+		TOTAL		PCT.
		Made	Att.	Made	Att.	Made	Att.	Made	Att.	Made	Att.	Made	Att.	Made	Att.	Made	Att.	Made	Att.	Made	Att.	Made	Att.	
9/14	at DEN	3	6	1	1	1	1	0	1	2	3	0	0	0	1	0	0	0	0	0	3	7	16	43.8
9/20	JAX	0	1	0	0	2	2	2	2	1	1	1	1	0	0	0	1	1	2	0	1	7	11	63.6
9/27	at MIN	1	1	1	1	0	2	1	1	0	2	0	0	0	0	0	0	0	1	0	5	3	13	23.1
10/13	BUF	0	0	2	2	0	1	3	4	0	1	0	0	0	1	0	0	0	0	1	1	6	10	60.0
10/18	HOU	1	1	0	0	0	0	0	0	2	2	0	0	1	1	0	0	0	1	2	5	6	10	60.0
10/25	PIT	1	2	1	1	0	0	1	1	0	1	0	1	0	0	0	1	1	1	1	5	5	13	38.5
11/1	at CIN	2	3	0	0	1	1	0	0	1	1	1	1	0	0	0	2	0	0	0	1	5	9	55.6
11/8	CHI	0	0	2	2	1	1	1	2	0	0	1	2	1	2	0	1	0	2	0	3	6	15	40.0
11/12	IND	1	2	2	2	0	1	0	0	0	0	0	0	0	0	0	1	0	2	0	2	3	10	30.0
11/22	at BAL	1	1	0	1	0	0	1	2	0	0	0	0	0	2	0	1	0	0	3	5	5	12	41.7
11/29	at IND	4	4	0	1	0	1	0	2	0	0	0	0	0	0	0	1	0	1	1	2	5	12	41.7
12/6	CLE																							
12/13	at JAX																							
12/19	DET																							
12/27	at GB																							
1/3	at HOU																							
<b>TOTALS</b>		<b>14</b>	<b>21</b>	<b>9</b>	<b>11</b>	<b>5</b>	<b>10</b>	<b>9</b>	<b>15</b>	<b>6</b>	<b>11</b>	<b>3</b>	<b>5</b>	<b>2</b>	<b>7</b>	<b>0</b>	<b>8</b>	<b>2</b>	<b>10</b>	<b>8</b>	<b>33</b>	<b>58</b>	<b>131</b>	<b>44.3</b>

	Made	Att.	Pct.
Titans third down and 1 - 4:	37	57	64.9
Titans third down and 5 - 9:	13	41	31.7
Titans third down and 10+:	8	33	24.2

## OPPONENTS

		THIRD DOWN AND ...																						
Game		1		2		3		4		5		6		7		8		9		10+		TOTAL		PCT.
		Made	Att.	Made	Att.	Made	Att.	Made	Att.	Made	Att.	Made	Att.	Made	Att.	Made	Att.	Made	Att.	Made	Att.	Made	Att.	
9/14	at DEN	1	2	1	1	0	2	0	0	0	0	0	0	0	0	2	1	1	0	1	3	9	33.3	
9/20	JAX	1	1	2	2	0	1	1	1	1	1	0	0	3	3	0	1	0	0	2	4	10	14	71.4
9/27	at MIN	1	1	0	0	3	3	0	0	0	0	0	0	0	1	0	1	0	0	0	4	4	10	40.0
10/13	BUF	3	3	1	1	1	2	0	1	0	0	1	2	2	2	2	2	0	1	3	3	13	17	76.5
10/18	HOU	0	3	1	1	1	2	1	2	1	1	0	1	1	1	1	0	1	1	1	1	7	14	50.0
10/25	PIT	4	4	1	1	3	3	0	0	0	1	0	0	2	3	0	0	0	0	3	6	13	18	72.2
11/1	at CIN	5	5	0	1	1	1	0	1	1	2	1	1	0	0	1	2	1	1	0	1	10	15	66.7
11/8	CHI	0	1	0	1	0	1	0	1	1	3	0	3	0	0	0	1	0	0	1	4	2	15	13.3
11/12	IND	1	4	2	2	0	1	1	1	0	0	0	0	0	0	0	2	0	0	0	2	4	12	33.3
11/22	at BAL	1	1	1	1	1	1	1	1	2	3	0	1	1	2	0	0	0	2	2	3	9	15	60.0
11/29	at IND	2	2	0	0	1	2	0	0	0	0	0	2	1	2	0	0	0	1	1	4	5	13	38.5
12/6	CLE																							
12/13	at JAX																							
12/19	DET																							
12/27	at GB																							
1/3	at HOU																							
<b>TOTALS</b>		<b>19</b>	<b>27</b>	<b>9</b>	<b>11</b>	<b>11</b>	<b>19</b>	<b>4</b>	<b>8</b>	<b>6</b>	<b>11</b>	<b>2</b>	<b>10</b>	<b>10</b>	<b>14</b>	<b>3</b>	<b>12</b>	<b>3</b>	<b>7</b>	<b>13</b>	<b>33</b>	<b>80</b>	<b>152</b>	<b>52.6</b>

	Made	Att.	Pct.
Opponents third down and 1 - 4:	43	65	66.2
Opponents third down and 5 - 9:	24	54	44.4
Opponents third down and 10+:	13	33	39.4

## INSIDE THE 20 EFFICIENCY

Game	Results	Total											Total Points	Scoring Eff.	TD Eff.		
		Succ. / Att.	TD	FG	FGA	Int	Fum	Dwn	Gm	Hlf	Punt						
<b>9/14 at DEN</b>																	
Titans:	7 6 3	3 / 3	2	1	1	0	0	0	0	0	0	0	0	16	100.0%	66.7%	
Opponents:	7 Dwn 7	2 / 3	2	0	0	0	0	1	0	0	0	0	14	66.7%	66.7%		
<b>9/20 JAX</b>																	
Titans:	7 7 7 6	4 / 4	4	0	0	0	0	0	0	0	0	0	27	100.0%	100.0%		
Opponents:	7 3 7 6 7	5 / 5	4	1	1	0	0	0	0	0	0	0	30	100.0%	80.0%		
<b>9/27 at MIN</b>																	
Titans:	3 3 7 6	4 / 4	2	2	2	0	0	0	0	0	0	0	19	100.0%	50.0%		
Opponents:	7 6	2 / 2	2	0	0	0	0	0	0	0	0	0	13	100.0%	100.0%		
<b>10/13 BUF</b>																	
Titans:	7 7 7 7 7 7	6 / 6	6	0	0	0	0	0	0	0	0	0	42	100.0%	100.0%		
Opponents:	7 6	2 / 2	2	0	0	0	0	0	0	0	0	0	13	100.0%	100.0%		
<b>10/18 HOU</b>																	
Titans:	7 7 M M 7 6	4 / 6	4	0	2	0	0	0	0	0	0	0	27	66.7%	66.7%		
Opponents:	7 7 6 6	4 / 4	4	0	0	0	0	0	0	0	0	0	26	100.0%	100.0%		
<b>10/25 PIT</b>																	
Titans:	7 7	2 / 2	2	0	0	0	0	0	0	0	0	0	14	100.0%	100.0%		
Opponents:	7 7 7 3 Int	4 / 5	3	1	1	1	0	0	0	0	0	0	24	80.0%	60.0%		
<b>11/1 at CIN</b>																	
Titans:	Int 7 7 6	3 / 4	3	0	0	1	0	0	0	0	0	0	20	75.0%	75.0%		
Opponents:	3 7 7 7 7	5 / 5	4	1	1	0	0	0	0	0	0	0	31	100.0%	80.0%		
<b>11/8 CHI</b>																	
Titans:	7	1 / 1	1	0	0	0	0	0	0	0	0	0	7	100.0%	100.0%		
Opponents:	3 7 7	3 / 3	2	1	1	0	0	0	0	0	0	0	17	100.0%	66.7%		
<b>11/12 IND</b>																	
Titans:	7 7 M Dwn	2 / 4	2	0	1	0	0	1	0	0	0	0	14	50.0%	50.0%		
Opponents:	3 7 3 Dwn 7 7	5 / 6	3	2	2	0	0	1	0	0	0	0	27	83.3%	50.0%		
<b>11/22 at BAL</b>																	
Titans:	7 3 3 3 8	5 / 5	2	3	3	0	0	0	0	0	0	0	24	100.0%	40.0%		
Opponents:	3 3 8 3	4 / 4	1	3	3	0	0	0	0	0	0	0	17	100.0%	25.0%		
<b>11/29 at IND</b>																	
Titans:	7 7 7 7 Gm	4 / 5	4	0	0	0	0	0	1	0	0	0	28	80.0%	80.0%		
Opponents:	7 7 6 6	4 / 4	4	0	0	0	0	0	0	0	0	0	26	100.0%	100.0%		
<b>12/6 CLE</b>																	
Titans:		0 / 0	0	0	0	0	0	0	0	0	0	0	0	-	-	-	
Opponents:		0 / 0	0	0	0	0	0	0	0	0	0	0	0	-	-	-	
<b>12/13 at JAX</b>																	
Titans:		0 / 0	0	0	0	0	0	0	0	0	0	0	0	-	-	-	
Opponents:		0 / 0	0	0	0	0	0	0	0	0	0	0	0	-	-	-	
<b>12/19 DET</b>																	
Titans:		0 / 0	0	0	0	0	0	0	0	0	0	0	0	-	-	-	
Opponents:		0 / 0	0	0	0	0	0	0	0	0	0	0	0	-	-	-	
<b>12/27 at GB</b>																	
Titans:		0 / 0	0	0	0	0	0	0	0	0	0	0	0	-	-	-	
Opponents:		0 / 0	0	0	0	0	0	0	0	0	0	0	0	-	-	-	
<b>12/29 at HOU</b>																	
Titans:		0 / 0	0	0	0	0	0	0	0	0	0	0	0	-	-	-	
Opponents:		0 / 0	0	0	0	0	0	0	0	0	0	0	0	-	-	-	
<b>TOTALS</b>																	
Titans:		38 / 44	32	6	9	1	0	1	1	0	0	0	238	86.4%	72.7%		
Opponents:		40 / 43	31	9	9	1	0	2	0	0	0	0	238	93.0%	72.1%		

## GOAL-TO-GO SITUATIONS

Game	Results	Total											Total Points	Scoring Eff.	TD Eff.			
		Succ. / Att.	TD	FG	FGA	Int	Fum	Dwn	Gm	Hlf	Punt							
<b>9/14 at DEN</b>																		
Titans:	7 6	2 / 2	2	0	0	0	0	0	0	0	0	0	0	0	0	13	100.0%	100.0%
Opponents:	Dwn 7	1 / 2	1	0	0	0	0	0	1	0	0	0	0	0	0	7	50.0%	50.0%
<b>9/20 JAX</b>																		
Titans:	7	1 / 1	1	0	0	0	0	0	0	0	0	0	0	0	0	7	100.0%	100.0%
Opponents:	6	1 / 1	1	0	0	0	0	0	0	0	0	0	0	0	0	6	100.0%	100.0%
<b>9/27 at MIN</b>																		
Titans:	7 6	2 / 2	2	0	0	0	0	0	0	0	0	0	0	0	0	13	100.0%	100.0%
Opponents:	6	1 / 1	1	0	0	0	0	0	0	0	0	0	0	0	0	6	100.0%	100.0%
<b>10/13 BUF</b>																		
Titans:	7 7 7 7	4 / 4	4	0	0	0	0	0	0	0	0	0	0	0	0	28	100.0%	100.0%
Opponents:		0 / 0	0	0	0	0	0	0	0	0	0	0	0	0	0	0	-	-
<b>10/18 HOU</b>																		
Titans:	7 7 6	3 / 3	3	0	0	0	0	0	0	0	0	0	0	0	0	20	100.0%	100.0%
Opponents:	7 7 6 6	4 / 4	4	0	0	0	0	0	0	0	0	0	0	0	0	26	100.0%	100.0%
<b>10/25 PIT</b>																		
Titans:	7 7	2 / 2	2	0	0	0	0	0	0	0	0	0	0	0	0	14	100.0%	100.0%
Opponents:	7 7	2 / 2	2	0	0	0	0	0	0	0	0	0	0	0	0	14	100.0%	100.0%
<b>11/1 at CIN</b>																		
Titans:	Int 7 7	2 / 3	2	0	0	1	0	0	0	0	0	0	0	0	0	14	66.7%	66.7%
Opponents:	7 7	2 / 2	2	0	0	0	0	0	0	0	0	0	0	0	0	14	100.0%	100.0%
<b>11/8 CHI</b>																		
Titans:	7	1 / 1	1	0	0	0	0	0	0	0	0	0	0	0	0	7	100.0%	100.0%
Opponents:	3 7 7	3 / 3	2	1	1	0	0	0	0	0	0	0	0	0	0	17	100.0%	66.7%
<b>11/12 IND</b>																		
Titans:	7 7	2 / 2	2	0	0	0	0	0	0	0	0	0	0	0	0	14	100.0%	100.0%
Opponents:	Dwn 7	1 / 2	1	0	0	0	0	1	0	0	0	0	0	0	0	7	50.0%	50.0%
<b>11/22 at BAL</b>																		
Titans:	7 3	2 / 2	1	1	1	0	0	0	0	0	0	0	0	0	0	10	100.0%	50.0%
Opponents:	3	1 / 1	0	1	1	0	0	0	0	0	0	0	0	0	0	3	100.0%	0.0%
<b>11/29 at IND</b>																		
Titans:	7 7	2 / 2	2	0	0	0	0	0	0	0	0	0	0	0	0	14	100.0%	100.0%
Opponents:	7 6 6	3 / 3	3	0	0	0	0	0	0	0	0	0	0	0	0	19	100.0%	100.0%
<b>12/6 CLE</b>																		
Titans:		0 / 0	0	0	0	0	0	0	0	0	0	0	0	0	0	0	-	-
Opponents:		0 / 0	0	0	0	0	0	0	0	0	0	0	0	0	0	0	-	-
<b>12/13 at JAX</b>																		
Titans:		0 / 0	0	0	0	0	0	0	0	0	0	0	0	0	0	0	-	-
Opponents:		0 / 0	0	0	0	0	0	0	0	0	0	0	0	0	0	0	-	-
<b>12/19 DET</b>																		
Titans:		0 / 0	0	0	0	0	0	0	0	0	0	0	0	0	0	0	-	-
Opponents:		0 / 0	0	0	0	0	0	0	0	0	0	0	0	0	0	0	-	-
<b>12/27 at GB</b>																		
Titans:		0 / 0	0	0	0	0	0	0	0	0	0	0	0	0	0	0	-	-
Opponents:		0 / 0	0	0	0	0	0	0	0	0	0	0	0	0	0	0	-	-
<b>12/29 at HOU</b>																		
Titans:		0 / 0	0	0	0	0	0	0	0	0	0	0	0	0	0	0	-	-
Opponents:		0 / 0	0	0	0	0	0	0	0	0	0	0	0	0	0	0	-	-
<b>TOTALS</b>																		
Titans:		23 / 24	22	1	1	1	0	0	0	0	0	0	0	0	0	154	95.8%	91.7%
Opponents:		19 / 21	17	2	2	0	0	2	0	0	0	0	0	0	0	119	90.5%	81.0%



## TAKEAWAYS & GIVEAWAYS

### TITANS TAKEAWAYS

Game	Qtr	Scrim.	Player	Turnover	Caused by	Takeaway	at	Ret. Yds.	Results	Pts.
9/14 at DEN	2	DEN 21	M. Gordon III	Fumble	K. Byard	J. Simmons	DEN 23	0	Touchdown	7
9/20 vs. JAX	1	TEN 37	G. Minshew II	Interception		K. Fulton	TEN 26	44	Touchdown	7
9/20 vs. JAX	4	JAX 45	G. Minshew II	Interception	J. Simmons	H. Landry III	JAX 39	0	Game	0
9/27 at MIN	1	MIN 42	D. Cook	Fumble	J. Joseph	R. Evans	MIN 45	25	Field Goal	3
9/27 at MIN	3	MIN 25	K. Cousins	Interception		J. Joseph	MIN 31	5	Punt	0
9/27 at MIN	4	MIN 26	K. Cousins	Interception	K. Byard	A. Hooker	TEN 29	3	Game	0
10/13 vs. BUF	1	BUF 26	J. Allen	Interception		M. Butler	BUF 45	29	Touchdown	7
10/13 vs. BUF	3	TEN 33	J. Allen	Interception		M. Butler	TEN 20	68	Touchdown	7
10/13 vs. BUF	4	TEN 35	A. Roberts	Fumble	D. Long	K. Orr	BUF 26	8	Touchdown	7
10/25 vs. PIT	2	TEN 37	B. Roethlisberger	Interception		D. Cruikshank	TEN -8	13	Half	0
10/25 vs. PIT	3	PIT 30	B. Roethlisberger	Interception	J. Simmons	J. Brown	PIT 30	0	Field Goal	3
10/25 vs. PIT	4	TEN 19	B. Roethlisberger	Interception	J. Brown	A. Hooker	TEN -9	0	Missed FG	0
11/8 vs. CHI	3	TEN 30	D. Montgomery	Fumble	J. Simmons	D. King II	TEN 37	63	Touchdown	7
11/8 vs. CHI	4	CHI 39	A. Miller	Fumble	J. Brown	J. Simmons	CHI 43	0	Punt	0
11/22 at BAL	3	BAL 44	L. Jackson	Interception		A. Hooker	TEN 9	6	Field Goal	3
11/29 at IND	3	IND 27	P. Rivers	Interception		B. Borders	TEN 37	0	Field Goal	3

**Takeaway Season Totals:**

Takeaways resulted in ...											
No.	TD	FG	FG Att.	Punt	Downs	Int.	Fum.	Saf.	Game	Half	Pts.
16	6	4	5	2	0	0	0	0	2	1	54

### TITANS GIVEAWAYS

Game	Qtr	Scrim.	Player	Turnover	Caused by	Takeaway	at	Ret. Yds.	Results	Pts.
9/27 at MIN	2	MIN 29	R. Tannehill	Interception		H. Smith	MIN -4	16	Touchdown	7
10/18 vs. HOU	3	TEN 25	R. Tannehill	Fumble	J. Watt	J. Martin	TEN 4	0	Touchdown	6
10/18 vs. HOU	4	TEN 25	R. Tannehill	Interception		B. Roby	HOU 31	0	Touchdown	6
11/1 at CIN	1	CIN 8	R. Tannehill	Interception		J. Bates III	CIN -4	0	Punt	0
11/22 at BAL	2	TEN 38	R. Tannehill	Interception		T. Bowser	TEN 47	25	Field Goal	3

**Giveaway Season Totals:**

Giveaways resulted in ...											
No.	TD	FG	FG Att.	Punt	Downs	Int.	Fum.	Saf.	Game	Half	Pts.
5	3	1	1	1	0	0	0	0	0	0	22

## FIRST DOWNS EARNED

Total first downs earned (parentheses indicates number earned on third or fourth down)

<b>NAME</b>	<b>RUSHING</b>	<b>PASSING</b>	<b>RECEIVING</b>	<b>PENALTY</b>	<b>TOTAL</b>
Ryan Tannehill	14 (5)	137 (41)			151 (46)
Derrick Henry	64 (14)		4		68 (14)
Corey Davis			34 (9)		34 (9)
A.J. Brown			30 (8)		30 (8)
PENALTY				27 (12)	27 (12)
Jonnu Smith	1		18 (3)		19 (3)
Anthony Firkser			19 (10)		19 (10)
Adam Humphries			11 (6)		11 (6)
Kalif Raymond			7 (2)		7 (2)
Jeremy McNichols	7 (2)				7 (2)
D'Onta Foreman	6		1		7 ( )
Cameron Batson	2 (1)		4 (1)		6 (2)
Geoff Swaim			3 (1)		3 (1)
MyCole Pruitt			2		2 ( )
Nick Westbrook-Ikhine			2 (1)		2 (1)
Khari Blasingame			2		2 ( )
Cody Hollister			1 (1)		1 (1)
Logan Woodside		1 (1)			1 (1)
Senorise Perry	1				1 ( )
<b>TITANS TOTALS</b>	<b>95 (22)</b>	<b>138 (42)</b>	<b>138 (42)</b>	<b>27 (12)</b>	<b>398 (118)</b>

**Note: One first down awarded to both passer and receiver on passes resulting in first down.**

## KICKOFF ANALYSIS

### TITANS

GOSTKOWSKI	No.	No.		Opp.	Ret.	Ret.	FC	Squib	Out of Bounds	Onside Rec. / Att.
		In EZ	TB	Ret.	Yds.	Avg.				
9/14 at DEN	4	4	4	0	0	-	0	0	0	0 / 0
9/20 JAX	6	5	5	1	0	0.0	0	0	0	0 / 0
9/27 at MIN	9	7	7	2	47	23.5	0	0	0	0 / 0
10/13 BUF	7	4	1	6	138	23.0	0	0	0	0 / 0
10/18 HOU	6	5	4	2	39	19.5	0	1	0	0 / 0
10/25 PIT	5	4	4	1	17	17.0	0	0	0	0 / 0
11/1 at CIN	4	0	0	4	97	24.3	0	0	0	0 / 0
11/8 CHI	5	3	2	3	53	17.7	0	0	0	0 / 0
11/12 IND	4	2	1	3	67	22.3	0	0	0	0 / 0
11/22 at BAL	7	7	5	2	54	27.0	0	0	0	0 / 0
11/29 at IND	8	7	6	2	49	24.5	0	0	0	0 / 0
12/6 CLE						-				
12/13 at JAX						-				
12/19 DET						-				
12/27 at GB						-				
1/3 at HOU						-				
<b>GOSTKOWSKI TOTALS</b>	<b>65</b>	<b>48</b>	<b>39</b>	<b>26</b>	<b>561</b>	<b>21.6</b>	<b>0</b>	<b>1</b>	<b>0</b>	<b>0 / 0</b>
<b>TEAM TOTALS</b>	<b>122</b>	<b>83</b>	<b>66</b>	<b>54</b>	<b>1237</b>	<b>22.9</b>	<b>0</b>	<b>2</b>	<b>0</b>	<b>0 / 2</b>

### OPPONENTS

	No.	No.		Titans	Ret.	Ret.	FC	Squib	Out of Bounds	Onside Rec. / Att.
		In EZ	TB	Ret.	Yds.	Avg.				
9/14 at DEN	3	2	2	1	19	19.0	0	0	0	0 / 0
9/20 JAX	6	3	2	4	54	13.5	0	1	0	0 / 0
9/27 at MIN	6	6	5	1	30	30.0	0	0	0	0 / 0
10/13 BUF	4	2	2	2	35	17.5	0	0	0	0 / 0
10/18 HOU	7	5	4	3	63	21.0	0	0	0	0 / 0
10/25 PIT	6	3	3	3	43	14.3	0	0	0	0 / 0
11/1 at CIN	6	4	4	2	30	15.0	0	0	0	0 / 0
11/8 CHI	4	1	1	2	37	18.5	0	0	0	0 / 1
11/12 IND	6	6	4	2	60	30.0	0	0	0	0 / 0
11/22 at BAL	6	3	3	3	47	15.7	0	0	0	0 / 0
11/29 at IND	5	3	3	2	60	30.0	0	0	0	0 / 1
12/6 CLE						-				
12/13 at JAX						-				
12/19 DET						-				
12/27 at GB						-				
1/3 at HOU						-				
<b>TOTALS</b>	<b>59</b>	<b>38</b>	<b>33</b>	<b>25</b>	<b>478</b>	<b>19.1</b>	<b>0</b>	<b>1</b>	<b>0</b>	<b>0 / 2</b>



# INSTANT REPLAY ANALYSIS

## CHALLENGES BY TITANS

Game	Qtr	Time	Dwn	Dist	Play	Review Result	Explanation
9/14 at DEN					(none)		
9/20 vs. JAX					(none)		
9/27 at MIN					(none)		
10/13 vs. BUF					(none)		
10/18 vs. HOU					(none)		
10/25 vs. PIT					(none)		
11/1 at CIN	2	11:09	3	1	J. Burrow 2-yard pass to C. Carter for 1st down	Upheld	C. Carter secured the catch along sideline
11/8 vs. CHI					(none)		
11/12 vs. IND					(none)		
11/22 at BAL					(none)		
11/29 at IND					(none)		

Total challenges by Titans: 1

Calls reversed: 0

## CHALLENGES BY OPPONENTS

Game	Qtr	Time	Dwn	Dist	Play	Review Result	Explanation
9/14 at DEN	4	2:01	1	10	A. Brown 16-yard catch to DEN 46	Reversed	A. Brown 11-yard catch touched down at TEN 49
9/20 vs. JAX					(none)		
9/27 at MIN	2	7:00	3	13	A. Humphries 13-yard catch for first down	Reversed	A. Humphries 12-yard catch to TEN 44
9/27 at MIN	3	10:15	1	10	J. Smith 21-yard catch to MIN 40	Upheld	J. Smith secured the catch
10/13 vs. BUF					(none)		
10/18 vs. HOU					(none)		
10/25 vs. PIT					(none)		
11/1 at CIN	4	13:13	1	10	R. Tannehill pass incomplete to C. Davis	Upheld	R. Tannehill's arm was moving forward
11/8 vs. CHI					(none)		
11/12 vs. IND					(none)		
11/22 at BAL	4	8:36	2	9	L. Jackson 8-yard run to BAL 45	Upheld	L. Jackson was short of the first down
11/29 at IND					(none)		

Total challenges by Opponents: 5

Calls reversed: 2

## CHALLENGES BY REVIEW ASSISTANT

Game	Qtr	Time	Dwn	Dist	Play	Review Result	Explanation
9/14 at DEN	2	:58	1	10	R. Tannehill pass incomplete to C. Davis along sideline	Reversed	C. Davis 13-yard catch to DEN 45
9/14 at DEN	2	:16	3	12	R. Tannehill 12-yard pass to K. Raymond to DEN 14	Reversed	Tannehill pass incomplete intended for K. Raymond
9/20 vs. JAX					(none)		
9/27 at MIN					(none)		
10/13 vs. BUF	4	2:05	2	7	R. Tannehill 7-yard touchdown pass to J. Smith	Upheld	Tannehill was behind line of scrimmage while passing
10/18 vs. HOU	3	4:43	3	4	D. Waston 4-yard touchdown pass to R. Cobb	Upheld	R. Cobb secured the catch in the end zone
10/18 vs. HOU	4	:07	2	1	R. Tannehill 7-yard touchdown pass to A. Brown	Upheld	A. Brown secured the catch in the end zone
10/25 vs. PIT					(none)		
11/1 at CIN	2	:21	1	10	R. Tannehill 29-yard pass to A. Humphries	Reversed	A. Humphries did not secure the catch
11/8 vs. CHI					(none)		
11/12 vs. IND	2	7:55	2	6	N. Hines 13-yard touchdown catch	Upheld	N. Hines stays in bounds for the score
11/12 vs. IND	3	8:31	2	4	Z. Pascal 4-yard touchdown catch	Reversed	Z. Pascal 3-yard catch to TEN 1
11/22 at BAL	2	5:27	2	6	L. Jackson 7-yard touchdown pass to P. Ricard	Reversed	P. Ricard 5-yard catch to TEN 2
11/22 at BAL	2	5:22	3	1	J. Dobbins 2-yard touchdown run	Upheld	J. Dobbins broke the plan for the score
11/29 at IND	4	14:34	1	10	T. Hilton 51-yard catch and fumble recovered by D. King	Reversed	T. Hilton 51-yard catch and down at TEN 3
11/29 at IND	4	5:48	3	10	P. Rivers pass intercepted by M. Butler at IND 29	Reversed	Simultaneous 23-yard catch by Z. Pascal to IND 29

Total reviews by Assistant: 12

Calls reversed: 7



TENNESSEE  
**TITANS**

**LAST WEEK'S  
PLAY-BY-PLAY**

# National Football League Game Summary

NFL Copyright © 2020 by The National Football League. All rights reserved. This summary and play-by-play is for the express purpose of assisting media in their coverage of the game; any other use of this material is prohibited without the written permission of the National Football League.

Date: Sunday, 11/29/2020

## Tennessee Titans at Indianapolis Colts

Start Time: 1:02 PM EST

at Lucas Oil Stadium, Indianapolis, Ind.

### Game Day Weather

Game Weather: Partly Cloudy, 45 degr. Wind SW at 10 mph  
 Played Retractable Roof - Closed on Turf: Artifici

Temp: 45° F (7.2° C) Humidity: 56%, Wind: SW 10 mph  
 Outdoor Weather: Partly Cloudy, 45 degr. Wind SW at 10 mph, Wind Chill: 40

### Officials

Referee: Hussey, John (35)      Umpire: Ellison, Roy (81)      Down Judge: Bolinger, Brian (40)  
 Line Judge: Symonette, Tom (100)      Field Judge: Zimmer, Steve (33)      Side Judge: Baynes, Allen (56)  
 Back Judge: Bell, Grantis (27)      Replay Official: McGrath, John (0)

### Lineups

Tennessee Titans			Indianapolis Colts				
Offense		Defense	Offense		Defense		
WR 84	C.Davis	DE 94	J.Crawford	WR 13	T.Hilton	DE 50	J.Houston
TE 87	G.Swaim	NT 90	D.Jones	LT 74	A.Castonzo	DT 94	T.Lewis
LT 72	D.Quessenberry	DT 98	J.Simmons	LG 56	Q.Nelson	NT 90	G.Stewart
LG 76	R.Saffold III	ILB 53	W.Compton	C 63	D.Pinter	DT 76	T.Stallworth
C 60	B.Jones	ILB 54	R.Evans	RG 64	M.Glowinski	WLB 53	D.Leonard
RG 64	N.Davis	OLB 58	H.Landry III	RT 72	B.Smith	MLB 54	A.Walker
RT 71	D.Kelly	CB 39	B.Borders	TE 84	J.Doyle	SAM 44	Z.Franklin
WR 11	A.Brown	CB 33	D.King	WR 14	Z.Pascal	CB 23	K.Moore
QB 17	R.Tannehill	SS 24	K.Vaccaro	WR 11	M.Pittman	FS 32	J.Blackmon
FB 41	K.Blasingame	FS 31	K.Byard	QB 17	P.Rivers	SS 37	K.Willis
RB 22	D.Henry	CB 21	M.Butler	RB 21	N.Hines	CB 27	X.Rhodes

### Substitutions

K 3 S.Gostkowski, QB 5 L.Woodside, P 6 B.Kern, WR 13 C.Batson, WR 14 K.Raymond, WR 15 N.Westbrook-Ikhine, RB 20 S.Perry, DB 23 T.Smith, RB 28 J.McNichols, CB 30 C.Milton, DB 37 A.Hooker, RB 45 D.Foreman, DB 46 J.Kalu, LS 47 M.Overton, LB 49 N.Dzubnar, OLB 50 D.Roberson, LB 51 D.Long, LB 56 D.Bates, OLB 59 T.Skipper, C 62 A.Brewer, G/C 75 J.Douglas, T 79 I.Wilson, TE 81 J.Smith, TE 86 A.Firkser, DE 92 M.Dickerson, DT 93 T.Tart

### Substitutions

K 3 R.Blankenship, QB 7 J.Brissett, P 8 R.Sanchez, WR 12 D.Harris, WR 16 A.Dulin, RB 20 J.Wilkins, CB 26 R.Ya-Sin, S 30 G.Odum, S 31 T.Wilson, CB 35 T.Smith, CB 38 T.Carrie, LB 45 E.Speed, LS 46 L.Rhodes, LB 49 M.Adams, DE 55 C.Marsh, DE 57 K.Turay, LB 59 J.Glasgow, T 62 L.Clark, T 75 C.Green, TE 80 T.Burton, TE 81 M.Alie-Cox, WR 83 M.Johnson, DT 92 K.Cline, DT 93 R.Windsor, DE 97 A.Muhammad

### Did Not Play

C 68 J.Hunt

### Did Not Play

### Not Active

WR 10 A.Humphries, CB 25 A.Jackson, LS 44 M.Orzech, TE 85 M.Pruitt, DL 91 L.Murchison

### Not Active

QB 9 J.Eason, CB 34 I.Rodgers, DE 52 B.Banogu, LB 58 B.Okereke, C 78 R.Kelly, WR 85 D.Patmon, TE 86 N.Togia

### Field Goals (made ( ) & missed)

S.Gostkowski (49)

		1	2	3	4	OT	Total
VISITOR:	Tennessee Titans	14	21	3	7	0	45
HOME:	Indianapolis Colts	7	7	0	12	0	26

### Scoring Plays

Team	Qtr	Time	Play Description (Extra Point) (Drive Info)	Visitor	Home
Titans	1	9:12	D.Henry 12 yd. run (S.Gostkowski kick) (10-75, 5:48)	7	0
Colts	1	2:34	T.Burton 11 yd. pass from P.Rivers (R.Blankenship kick) (12-75, 6:38)	7	7
Titans	1	0:09	A.Brown 69 yd. pass from R.Tannehill (S.Gostkowski kick) (4-75, 2:25)	14	7
Colts	2	12:51	J.Brissett 1 yd. run (R.Blankenship kick) (6-75, 2:18)	14	14
Titans	2	6:15	D.Henry 1 yd. run (S.Gostkowski kick) (8-65, 3:29)	21	14
Titans	2	1:41	D.Henry 11 yd. run (S.Gostkowski kick) (9-86, 2:44)	28	14
Titans	2	0:20	R.Tannehill 1 yd. run (S.Gostkowski kick) (5-44, 0:53)	35	14
Titans	3	0:44	S.Gostkowski 49 yd. Field Goal (8-32, 4:54)	38	14
Colts	4	13:23	J.Brissett 1 yd. run (run failed) (9-75, 2:21)	38	20



# National Football League Game Summary

NFL Copyright © 2020 by The National Football League. All rights reserved. This summary and play-by-play is for the express purpose of assisting media in their coverage of the game; any other use of this material is prohibited without the written permission of the National Football League.

---

Colts	4	2:34	T.Hilton 5 yd. pass from P.Rivers (pass failed) (11-94, 3:21)	38	26
Titans	4	2:29	A.Brown 42 yd. kickoff return (S.Gostkowski kick) (0-0, 0:05)	45	26
Paid Attendance: 12,464				Time: 3:24	



## Final Team Statistics

	Visitor Titans	Home Colts
<b>TOTAL FIRST DOWNS</b>	28	27
By Rushing	16	6
By Passing	9	17
By Penalty	3	4
<b>THIRD DOWN EFFICIENCY</b>	5-12-42%	5-13-38%
<b>FOURTH DOWN EFFICIENCY</b>	1-1-100%	1-2-50%
<b>TOTAL NET YARDS</b>	449	336
Total Offensive Plays (inc. times thrown passing)	68	67
Average gain per offensive play	6.6	5.0
<b>NET YARDS RUSHING</b>	229	56
Total Rushing Plays	45	21
Average gain per rushing play	5.1	2.7
Tackles for a loss-number and yards	1-1	0-0
<b>NET YARDS PASSING</b>	220	280
Times thrown - yards lost attempting to pass	1-1	2-15
Gross yards passing	221	295
<b>PASS ATTEMPTS-COMPLETIONS-HAD INTERCEPTED</b>	22-13-0	44-24-1
Avg gain per pass play (inc.# thrown passing)	9.6	6.1
<b>KICKOFFS Number-In End Zone-Touchbacks</b>	8-7-6	5-3-3
<b>PUNTS Number and Average</b>	4-40.0	5-50.8
Had Blocked	0	0
<b>FGs - PATs Had Blocked</b>	0-0	0-0
<b>Net Punting Average</b>	40.0	40.4
<b>TOTAL RETURN YARDAGE (Not Including Kickoffs)</b>	52	0
No. and Yards Punt Returns	4-52	0-0
No. and Yards Kickoff Returns	2-60	2-49
No. and Yards Interception Returns	1-0	0-0
<b>PENALTIES Number and Yards</b>	9-63	6-50
<b>FUMBLES Number and Lost</b>	0-0	0-0
<b>TOUCHDOWNS</b>	6	4
Rushing	4	2
Passing	1	2
Kickoff Returns	1	0
<b>EXTRA POINTS Made-Attempts</b>	6-6	2-4
Kicking Made-Attempts	6-6	2-2
Passing Made-Attempts	0-0	0-1
Rushing Made-Attempts	0-0	0-1
<b>FIELD GOALS Made-Attempts</b>	1-1	0-0
<b>RED ZONE EFFICIENCY</b>	4-5-80%	4-4-100%
<b>GOAL TO GO EFFICIENCY</b>	2-2-100%	3-3-100%
<b>SAFETIES</b>	0	0
<b>FINAL SCORE</b>	45	26
<b>TIME OF POSSESSION</b>	35:33	24:27



Tennessee Titans vs Indianapolis Colts  
11/29/2020 at Lucas Oil Stadium

# Ball Possession And Drive Chart

## Tennessee Titans

#	Time Recd	Time Lost	Time Poss	How Ball Obtained	Drive Began	# Play	Yds Gain	Yds Pen	Net Yds	1st Down	Last Scrm	How Given Up
1	15:00	9:12	5:48	Kickoff	TEN 25	10	75	0	75	5	* IND 12	Touchdown
2	2:34	0:09	2:25	Kickoff	TEN 25	4	80	-5	75	2	TEN 31	Touchdown
3	12:51	11:15	1:36	Kickoff	TEN 25	4	16	0	16	1	TEN 41	Punt
4	9:44	6:15	3:29	Punt	TEN 35	8	50	15	65	6	* IND 1	Touchdown
5	4:25	1:41	2:44	Punt	TEN 14	9	81	5	86	6	* IND 11	Touchdown
6	1:13	0:20	0:53	Punt	IND 44	5	44	0	44	2	* IND 1	Touchdown
7	13:42	11:36	2:06	Punt	TEN 28	5	16	0	16	1	TEN 44	Punt
8	8:44	6:26	2:18	Punt	TEN 39	4	16	0	16	1	IND 45	Punt
9	5:38	0:44	4:54	Interception	TEN 37	8	42	-10	32	2	IND 31	Field Goal
10	13:23	5:55	7:28	Kickoff	TEN 32	9	34	-5	29	2	IND 39	Punt
11	2:34	2:29	0:05	Kickoff		0	0	0	0	0		Touchdown
12	1:47	0:00	1:47	Downs	IND 16	3	-5	0	-5	0	* IND 20	End of Game

(400) Average TEN 36

## Indianapolis Colts

#	Time Recd	Time Lost	Time Poss	How Ball Obtained	Drive Began	# Play	Yds Gain	Yds Pen	Net Yds	1st Down	Last Scrm	How Given Up
1	9:12	2:34	6:38	Kickoff	IND 25	12	75	0	75	5	* TEN 11	Touchdown
2	0:09	12:51	2:18	Kickoff	IND 25	6	66	9	75	6	* TEN 1	Touchdown
3	11:15	9:44	1:31	Punt	IND 12	3	6	0	6	0	IND 18	Punt
4	6:15	4:25	1:50	Kickoff	IND 30	4	14	0	14	1	IND 44	Punt
5	1:41	1:13	0:28	Kickoff	IND 25	3	1	-10	-9	0	IND 16	Punt
6	0:20	0:00	0:20	Kickoff	IND 15	1	-1	0	-1	0	IND 15	End of Half
7	15:00	13:42	1:18	Kickoff	IND 25	4	15	0	15	1	IND 40	Punt
8	11:36	8:44	2:52	Punt	IND 8	6	9	6	15	2	IND 23	Punt
9	6:26	5:38	0:48	Punt	IND 13	4	14	0	14	1	IND 27	Interception
10	0:44	13:23	2:21	Kickoff	IND 25	9	75	0	75	4	* TEN 1	Touchdown
11	5:55	2:34	3:21	Punt	IND 6	11	71	23	94	7	* TEN 5	Touchdown
12	2:29	1:47	0:42	Kickoff	IND 25	4	-9	0	-9	0	IND 25	Downs

(234) Average IND 20

### \* inside opponent's 20

#### Time of Possession by Quarter

Visitor	1st	2nd	3rd	4th	OT	Total
Tennessee Titans	8:13	8:42	9:18	9:20		35:33
Indianapolis Colts	6:47	6:18	5:42	5:40		24:27

#### Kickoff Drive No.-Start Average

Titans: 4 - TEN 27

Colts: 8 - IND 24

Tennessee Titans vs Indianapolis Colts  
11/29/2020 at Lucas Oil Stadium

# Final Defensive Statistics

Tennessee Titans	Regular Defensive Plays											Special Teams					Misc				
	TKL	AST	COMB	SK	/ YDS	TFL	Q	IN	PD	FF	FR	TKL	AST	FF	FR	BL	TKL	AST	FF	FR	
K.Vaccaro	7	2	9	0	0	0	0	0	0	0	0	0	0	0	0	0	0	0	0	0	0
K.Byard	7	0	7	0	0	0	0	0	0	0	0	0	0	0	0	0	0	0	0	0	0
M.Butler	4	0	4	0	0	0	0	0	0	0	0	0	0	0	0	0	0	0	0	0	0
D.Jones	3	1	4	0	0	0	1	0	0	0	0	0	0	0	0	0	0	0	0	0	0
R.Evans	3	1	4	0	0	0	0	0	1	0	0	0	0	0	0	0	0	0	0	0	0
J.Simmons	2	2	4	1	6	1	1	0	1	0	0	0	0	0	0	0	0	0	0	0	0
D.Long	2	1	3	0	0	0	0	0	1	0	0	0	0	0	0	0	0	0	0	0	0
D.King	2	1	3	0	0	0	0	0	0	0	0	0	0	0	0	0	0	0	0	0	0
W.Compton	2	1	3	0	0	0	0	0	0	0	0	0	0	0	0	0	0	0	0	0	0
B.Borders	2	0	2	0	0	0	0	1	1	0	0	0	0	0	0	0	0	0	0	0	0
J.Crawford	2	0	2	0	0	0	0	0	0	0	0	0	0	0	0	0	0	0	0	0	0
H.Landry III	1	0	1	1	9	1	1	0	0	0	0	0	0	0	0	0	0	0	0	0	0
T.Tart	1	0	1	0	0	0	1	0	0	0	0	0	0	0	0	0	0	0	0	0	0
M.Dickerson	0	1	1	0	0	0	1	0	0	0	0	0	0	0	0	0	0	0	0	0	0
D.Roberson	0	0	0	0	0	0	1	0	0	0	0	0	1	1	0	0	0	0	0	0	0
A.Hooker	0	0	0	0	0	0	0	0	1	0	0	0	0	0	0	0	0	0	0	0	0
S.Perry	0	0	0	0	0	0	0	0	0	0	0	0	1	0	0	0	0	0	0	0	0
<b>Total</b>	<b>38</b>	<b>10</b>	<b>48</b>	<b>2</b>	<b>15</b>	<b>2</b>	<b>6</b>	<b>1</b>	<b>5</b>	<b>0</b>	<b>0</b>	<b>2</b>	<b>1</b>	<b>0</b>	<b>0</b>	<b>0</b>	<b>0</b>	<b>0</b>	<b>0</b>	<b>0</b>	<b>0</b>

TKL = Tackle AST = Assist COMB = Combined QH=QB Hit IN = Interception PD = Pass Defense FF = Forced Fumble FR = Fumble Recovery

Indianapolis Colts	Regular Defensive Plays											Special Teams					Misc				
	TKL	AST	COMB	SK	/ YDS	TFL	QH	IN	PD	FF	FR	TKL	AST	FF	FR	BL	TKL	AST	FF	FR	
D.Leonard	10	4	14	1	1	1	1	0	1	0	0	0	0	0	0	0	0	0	0	0	0
A.Walker	3	3	6	0	0	0	0	0	0	0	0	0	0	0	0	0	0	0	0	0	0
T.Lewis	5	0	5	0	0	1	0	0	1	0	0	0	0	0	0	0	0	0	0	0	0
K.Willis	4	1	5	0	0	0	1	0	1	0	0	1	0	0	0	0	0	0	0	0	0
A.Muhammad	3	2	5	0	0	0	0	0	0	0	0	0	0	0	0	0	0	0	0	0	0
G.Stewart	3	1	4	0	0	0	0	0	0	0	0	0	0	0	0	0	0	0	0	0	0
T.Stallworth	2	2	4	0	0	0	0	0	0	0	0	0	0	0	0	0	0	0	0	0	0
K.Moore	3	0	3	0	0	0	0	0	0	0	0	0	0	0	0	0	0	0	0	0	0
R.Ya-Sin	2	1	3	0	0	0	0	0	0	0	0	0	0	0	0	0	0	0	0	0	0
Z.Franklin	2	0	2	0	0	0	0	0	0	0	0	1	0	0	0	0	0	0	0	0	0
T.Carrie	2	0	2	0	0	0	0	0	0	0	0	1	0	0	0	0	0	0	0	0	0
J.Houston	2	0	2	0	0	0	0	0	0	0	0	0	0	0	0	0	0	0	0	0	0
C.Marsh	2	0	2	0	0	0	0	0	0	0	0	0	0	0	0	0	0	0	0	0	0
J.Blackmon	1	1	2	0	0	0	0	0	0	0	0	0	0	0	0	0	0	0	0	0	0
X.Rhodes	1	0	1	0	0	0	0	0	0	0	0	0	0	0	0	0	0	0	0	0	0
K.Cline	1	0	1	0	0	0	0	0	0	0	0	0	0	0	0	0	0	0	0	0	0
R.Windsor	1	0	1	0	0	0	0	0	0	0	0	0	0	0	0	0	0	0	0	0	0
T.Wilson	1	0	1	0	0	0	0	0	0	0	0	0	0	0	0	0	0	0	0	0	0
A.Dulin	0	0	0	0	0	0	0	0	0	0	0	1	0	0	0	0	0	0	0	0	0
L.Rhodes	0	0	0	0	0	0	0	0	0	0	0	1	0	0	0	0	0	0	0	0	0
Z.Pascal	0	0	0	0	0	0	0	0	0	0	0	0	0	0	0	0	1	0	0	0	0
<b>Total</b>	<b>48</b>	<b>15</b>	<b>63</b>	<b>1</b>	<b>1</b>	<b>2</b>	<b>2</b>	<b>0</b>	<b>3</b>	<b>0</b>	<b>0</b>	<b>5</b>	<b>0</b>	<b>0</b>	<b>0</b>	<b>0</b>	<b>1</b>	<b>0</b>	<b>0</b>	<b>0</b>	<b>0</b>







# First Quarter

11/29/2020

## Play By Play

IND wins the coin toss and elects to defer. TEN elects to Receive, and IND elects to defend the north goal.

R.Blankenship kicks 65 yards from IND 35 to end zone, Touchback.

### Tennessee Titans at 15:00

1-10-TEN 25	(15:00) (Shotgun) D.Henry left end to TEN 31 for 6 yards (T.Lewis).	
2-4-TEN 31	(14:27) R.Tannehill pass short right to C.Davis pushed ob at TEN 43 for 12 yards (R.Ya-Sin).	P1
1-10-TEN 43	(13:53) (Shotgun) D.Henry right guard to TEN 46 for 3 yards (T.Stallworth).	
2-7-TEN 46	(13:19) D.Henry right tackle to IND 45 for 9 yards (K.Willis).	R2
1-10-IND 45	(12:36) R.Tannehill pass short right to D.Henry to IND 41 for 4 yards (K.Willis).	
2-6-IND 41	(11:57) D.Henry left end to IND 29 for 12 yards (J.Blackmon).	R3
1-10-IND 29	(11:18) R.Tannehill pass short middle to A.Brown to IND 22 for 7 yards (K.Moore).	
2-3-IND 22	(10:39) J.McNichols right end to IND 20 for 2 yards (A.Walker).	
3-1-IND 20	(9:54) (Shotgun) R.Tannehill pass short middle to G.Swaim to IND 12 for 8 yards (D.Leonard).	P4
1-10-IND 12	<b>(9:19) D.Henry right end for 12 yards, TOUCHDOWN.</b>	R5
S.Gostkowski extra point is GOOD, Center-M.Overton, Holder-B.Kern.		

**TEN 7 IND 0, 10 plays, 75 yards, 5:48 drive, 5:48 elapsed**

S.Gostkowski kicks 65 yards from TEN 35 to end zone, Touchback.

### Indianapolis Colts at 9:12

1-10-IND 25	(9:12) (Shotgun) N.Hines up the middle to IND 27 for 2 yards (D.King; W.Compton).	
2-8-IND 27	(8:45) (No Huddle, Shotgun) P.Rivers pass short right to N.Hines pushed ob at IND 39 for 12 yards (K.Byard).	P1
1-10-IND 39	(8:01) (No Huddle, Shotgun) N.Hines right end to IND 44 for 5 yards (R.Evans).	
2-5-IND 44	(7:26) (No Huddle, Shotgun) N.Hines right end to IND 46 for 2 yards (D.Jones).	
3-3-IND 46	(6:41) (Shotgun) J.Wilkins up the middle to IND 48 for 2 yards (R.Evans, J.Simmons). #7 Brissett in at QB for IND.	
4-1-IND 48	(6:05) J.Brissett scrambles right end ran ob at 50 for 2 yards (K.Byard).	R2
1-10-50	(5:27) P.Rivers pass short right to J.Wilkins to TEN 29 for 21 yards (K.Byard).	P3
1-10-TEN 29	(4:46) J.Wilkins up the middle to TEN 26 for 3 yards (J.Crawford, M.Dickerson).	
2-7-TEN 26	(4:08) (Shotgun) P.Rivers pass short right to T.Burton ran ob at TEN 14 for 12 yards.	P4
1-10-TEN 14	(3:29) (Shotgun) N.Hines left guard to TEN 11 for 3 yards (R.Evans; K.Vaccaro).	
2-7-TEN 11	(2:43) (Shotgun) P.Rivers pass incomplete short middle to M.Pittman.	
3-7-TEN 11	<b>(2:40) (Shotgun) P.Rivers pass short middle to T.Burton for 11 yards, TOUCHDOWN.</b>	P5
R.Blankenship extra point is GOOD, Center-L.Rhodes, Holder-R.Sanchez.		

**TEN 7 IND 7, 12 plays, 75 yards, 6:38 drive, 12:26 elapsed**

R.Blankenship kicks 65 yards from IND 35 to end zone, Touchback.

### Tennessee Titans at 2:34

1-10-TEN 25	(2:34) (Shotgun) R.Tannehill pass short left to D.Henry to TEN 28 for 3 yards (K.Willis; T.Stallworth).	
2-7-TEN 28	(1:54) D.Henry right end to TEN 34 for 6 yards (J.Blackmon; D.Leonard).	
3-1-TEN 34	(1:17) R.Tannehill up the middle to TEN 36 for 2 yards (A.Walker).	R6
1-10-TEN 36	(:43) R.Tannehill pass short left to C.Davis pushed ob at TEN 45 for 9 yards (J.Blackmon).	
<i>PENALTY on TEN, Illegal Shift, 5 yards, enforced at TEN 36 - No Play.</i>		
1-15-TEN 31	<b>(:22) (Shotgun) R.Tannehill pass short middle to A.Brown for 69 yards, TOUCHDOWN.</b>	P7
S.Gostkowski extra point is GOOD, Center-M.Overton, Holder-B.Kern.		

**TEN 14 IND 7, 4 plays, 75 yards, 2:25 drive, 14:51 elapsed**

S.Gostkowski kicks 65 yards from TEN 35 to end zone, Touchback.

### Indianapolis Colts at 0:09

1-10-IND 25	(:09) (Shotgun) J.Wilkins left end to IND 28 for 3 yards (J.Crawford).
-------------	--

### END OF QUARTER

	Score	Time Poss	First Downs				Efficiencies	
			R	P	X	T	3 Down	4 Down
Tennessee Titans	14	8:13	4	3	0	7	2/2	0/0
Indianapolis Colts	7	6:47	1	4	0	5	1/2	1/1

## Second Quarter

11/29/2020

## Play By Play

Indianapolis Colts continued.

2-7-IND 28	(15:00) (Shotgun) P.Rivers pass deep left to T.Burton ran ob at IND 47 for 19 yards.	P6
<u>1-10-IND 47</u>	(14:36) (No Huddle, Shotgun) P.Rivers pass short right to N.Hines to TEN 34 for 19 yards (K.Vaccaro).	P7
<u>1-10-TEN 34</u>	(14:00) (No Huddle, Shotgun) N.Hines right tackle to TEN 24 for 10 yards (K.Byard, D.Long).	R8
<u>1-10-TEN 24</u>	(13:23) (No Huddle, Shotgun) P.Rivers pass short left to M.Pittman pushed ob at TEN 10 for 14 yards (M.Butler).	P9
<u>1-10-TEN 10</u>	(13:02) (No Huddle, Shotgun) P.Rivers pass incomplete short left to T.Hilton.	
	<i>PENALTY on TEN-K.Byard, Defensive Pass Interference, 9 yards, enforced at TEN 10 - No Play.</i>	X10
<u>1-1-TEN 1</u>	<b>(12:58) (Shotgun) J.Brissett left guard for 1 yard, TOUCHDOWN.</b>	R11
	R.Blankenship extra point is GOOD, Center-L.Rhodes, Holder-R.Sanchez.	

<b>TEN 14 IND 14, 6 plays, 75 yards, 1 penalty, 2:18 drive, 2:09 elapsed</b>
--

R.Blankenship kicks 65 yards from IND 35 to end zone, Touchback.

## Tennessee Titans at 12:51

1-10-TEN 25	(12:51) D.Henry right tackle to TEN 35 for 10 yards (Z.Franklin).	R8
<u>1-10-TEN 35</u>	(12:10) D.Henry left tackle to TEN 41 for 6 yards (J.Houston).	
2-4-TEN 41	(11:32) R.Tannehill pass incomplete short right to D.Henry (K.Willis).	
3-4-TEN 41	(11:25) (Shotgun) R.Tannehill pass incomplete short left to A.Firkser (D.Leonard).	
4-4-TEN 41	(11:21) B.Kern punts 47 yards to IND 12, Center-M.Overton, out of bounds.	

## Indianapolis Colts at 11:15

1-10-IND 12	(11:15) J.Wilkins left tackle to IND 13 for 1 yard (K.Vaccaro, J.Simmons). #17 Rivers in at QB for IND.
2-9-IND 13	(10:37) (Shotgun) P.Rivers pass incomplete short left to N.Hines.
3-9-IND 13	(10:34) (Shotgun) P.Rivers pass short middle to N.Hines to IND 18 for 5 yards (K.Byard).
4-4-IND 18	(9:54) R.Sanchez punts 58 yards to TEN 24, Center-L.Rhodes. K.Raymond to TEN 35 for 11 yards (A.Dulin).

## Tennessee Titans at 9:44

1-10-TEN 35	(9:44) R.Tannehill pass short middle to G.Swaim to TEN 47 for 12 yards (K.Moore).	P9
<u>1-10-TEN 47</u>	(9:05) D.Henry right tackle to IND 43 for 10 yards (Z.Franklin).	R10
<u>1-10-IND 43</u>	(8:23) D.Henry right end to IND 38 for 5 yards (D.Leonard).	
2-5-IND 38	(7:46) (Shotgun) R.Tannehill pass incomplete short right to D.Henry (T.Lewis).	
3-5-IND 38	(7:42) (Shotgun) R.Tannehill pass incomplete deep right to C.Davis.	
	<i>PENALTY on IND-R.Ya-Sin, Defensive Pass Interference, 13 yards, enforced at IND 38 - No Play.</i>	X11
<u>1-10-IND 25</u>	(7:37) <i>PENALTY on IND-R.Windsor, Neutral Zone Infraction, 5 yards, enforced at IND 25 - No Play.</i>	
1-5-IND 20	(7:37) (Shotgun) <i>PENALTY on TEN-G.Swaim, False Start, 5 yards, enforced at IND 20 - No Play.</i>	
1-10-IND 25	(7:37) R.Tannehill pass short left to C.Davis pushed ob at IND 4 for 21 yards (T.Carrie).	P12
<u>1-4-IND 4</u>	(7:14) (No Huddle, Shotgun) D.Henry right guard to IND 3 for 1 yard (J.Houston, A.Walker).	
2-3-IND 3	(6:31) A.Brewer reported in as eligible. R.Tannehill pass incomplete.	
3-3-IND 3	(6:25) (Shotgun) R.Tannehill sacked at IND 13 for -10 yards (sack split by J.Houston and A.Muhammad).	
	<i>PENALTY on IND-R.Ya-Sin, Illegal Use of Hands, 2 yards, enforced at IND 3 - No Play.</i>	X13
<u>1-1-IND 1</u>	<b>(6:20) A.Brewer reported in as eligible. D.Henry right end for 1 yard, TOUCHDOWN.</b>	R14
	S.Gostkowski extra point is GOOD, Center-M.Overton, Holder-B.Kern.	

<b>TEN 21 IND 14, 8 plays, 65 yards, 3 penalties, 3:29 drive, 8:45 elapsed</b>
--

S.Gostkowski kicks 62 yards from TEN 35 to IND 3. T.Smith to IND 30 for 27 yards (D.Roberson).

## Indianapolis Colts at 6:15, (1st play from scrimmage 6:08)

1-10-IND 30	(6:08) (Shotgun) P.Rivers pass short right to N.Hines to IND 40 for 10 yards (R.Evans).	P12
<u>1-10-IND 40</u>	(5:27) (Shotgun) P.Rivers pass incomplete short middle to T.Burton [T.Tart].	
2-10-IND 40	(5:23) (Shotgun) P.Rivers pass short left to N.Hines to IND 44 for 4 yards (D.King).	
3-6-IND 44	(4:37) (Shotgun) P.Rivers pass incomplete short right to M.Pittman.	
4-6-IND 44	(4:32) R.Sanchez punts 42 yards to TEN 14, Center-L.Rhodes, fair catch by K.Raymond.	

## Tennessee Titans at 4:25

1-10-TEN 14	(4:25) D.Henry right tackle to TEN 45 for 31 yards (K.Willis).	R15
<u>1-10-TEN 45</u>	(3:42) D.Henry left guard to IND 47 for 8 yards (K.Moore).	
2-2-IND 47	(3:01) D.Foreman left end to IND 42 for 5 yards (G.Stewart).	R16



**Tennessee Titans vs Indianapolis Colts at Lucas Oil Stadium**

1-10-IND 42 (2:25) (No Huddle) R.Tannehill pass incomplete deep right [K.Willis].  
 2-10-IND 42 (2:15) D.Foreman left end to IND 30 for 12 yards (D.Leonard). R17  
*PENALTY on IND-G.Stewart, Defensive Holding, 5 yards, enforced at IND 30.* X18

Two-Minute Warning

1-10-IND 25 (2:00) D.Henry up the middle to IND 20 for 5 yards (D.Leonard, T.Stallworth).  
 Timeout #1 by IND at 01:56.  
 2-5-IND 20 (1:56) D.Henry right end to IND 16 for 4 yards (T.Stallworth, D.Leonard).  
 Timeout #2 by IND at 01:52.  
 3-1-IND 16 (1:52) (Shotgun) Direct snap to C.Batson. C.Batson right end to IND 11 for 5 yards (D.Leonard). R19  
 Timeout #3 by IND at 01:46.  
 1-10-IND 11 (1:46) **D.Henry right end for 11 yards, TOUCHDOWN.** R20  
 S.Gostkowski extra point is GOOD, Center-M.Overton, Holder-B.Kern.

**TEN 28 IND 14, 9 plays, 86 yards, 1 penalty, 2:44 drive, 13:19 elapsed**

S.Gostkowski kicks 65 yards from TEN 35 to end zone, Touchback.

**Indianapolis Colts at 1:41**

1-10-IND 25 (1:41) (Shotgun) P.Rivers pass incomplete deep right to T.Burton [K.Vaccaro].  
*PENALTY on IND-N.Hines, Offensive Holding, 10 yards, enforced at IND 25 - No Play.*  
 1-20-IND 15 (1:35) (Shotgun) P.Rivers pass incomplete short left to N.Hines.  
 2-20-IND 15 (1:31) (Shotgun) P.Rivers pass incomplete short right to M.Pittman.  
 3-20-IND 15 (1:27) (Shotgun) P.Rivers pass short middle to D.Harris to IND 16 for 1 yard (D.Long).  
 Timeout #1 by TEN at 01:21.  
 4-19-IND 16 (1:21) R.Sanchez punts 55 yards to TEN 29, Center-L.Rhodes. K.Raymond to TEN 41 for 12 yards (L.Rhodes).  
*PENALTY on IND-M.Adams, Disqualification, 15 yards, enforced at TEN 41.*

**Tennessee Titans at 1:13**

1-10-IND 44 (1:13) (Shotgun) J.McNichols up the middle to IND 41 for 3 yards (A.Muhammad).  
 2-7-IND 41 (:54) (No Huddle, Shotgun) J.McNichols up the middle to IND 38 for 3 yards (A.Muhammad, A.Walker).  
 3-4-IND 38 (:35) (No Huddle, Shotgun) R.Tannehill pass incomplete short left to A.Brown.  
 Timeout #2 by TEN at 00:31.  
 4-4-IND 38 (:31) (Shotgun) R.Tannehill pass deep middle to C.Davis to IND 1 for 37 yards (T.Carrie). P21  
 Timeout #3 by TEN at 00:22.  
 1-1-IND 1 (:22) (Shotgun) **R.Tannehill right guard for 1 yard, TOUCHDOWN.** R22  
 S.Gostkowski extra point is GOOD, Center-M.Overton, Holder-B.Kern.

**TEN 35 IND 14, 5 plays, 44 yards, 0:53 drive, 14:40 elapsed**

S.Gostkowski kicks 72 yards from TEN 35 to IND -7. T.Smith to IND 15 for 22 yards (S.Perry, D.Roberson).

**Indianapolis Colts at 0:20, (1st play from scrimmage 0:15)**

1-10-IND 15 (:15) C.Green reported in as eligible. J.Brissett kneels to IND 14 for -1 yards.

**END OF QUARTER**

	Score	Time Poss	First Downs				Efficiencies	
			R	P	X	T	3 Down	4 Down
Tennessee Titans	35	8:42	9	3	3	15	1/3	1/1
Indianapolis Colts	14	6:18	2	4	1	7	0/3	0/0

## Third Quarter

11/29/2020

## Play By Play

IND elects to Receive, and TEN elects to defend the South goal.

S.Gostkowski kicks 65 yards from TEN 35 to end zone, Touchback.

## Indianapolis Colts at 15:00

1-10-IND 25 (15:00) (Shotgun) P.Rivers pass short left to T.Hilton pushed ob at IND 37 for 12 yards (M.Butler) [D.Jones]. P13  
1-10-IND 37 (14:37) (Shotgun) N.Hines right guard to IND 40 for 3 yards (D.Jones).  
 2-7-IND 40 (14:03) (Shotgun) P.Rivers pass incomplete short right to M.Pittman.  
 3-7-IND 40 (13:58) (Shotgun) P.Rivers pass incomplete short middle to T.Burton (A.Hooker).  
 4-7-IND 40 (13:53) R.Sanchez punts 49 yards to TEN 11, Center-L.Rhodes. K.Raymond to TEN 28 for 17 yards (K.Willis).

## Tennessee Titans at 13:42

1-10-TEN 28 (13:42) D.Henry left end to TEN 27 for -1 yards (T.Lewis, D.Leonard).  
 2-11-TEN 27 (13:02) R.Tannehill pass short right to K.Blasingame pushed ob at TEN 43 for 16 yards (D.Leonard). P23  
*Penalty on IND-X.Rhodes, Defensive Holding, declined.*  
1-10-TEN 43 (12:32) D.Henry up the middle to TEN 44 for 1 yard (T.Lewis).  
 2-9-TEN 44 (11:54) (Shotgun) R.Tannehill pass incomplete short right to A.Brown.  
 3-9-TEN 44 (11:48) (Shotgun) R.Tannehill pass incomplete short middle to J.McNichols.  
 4-9-TEN 44 (11:44) B.Kern punts 48 yards to IND 8, Center-M.Overton, out of bounds.

## Indianapolis Colts at 11:36

1-10-IND 8 (11:36) (Shotgun) J.Wilkins left end ran ob at IND 19 for 11 yards (M.Butler). R14  
1-10-IND 19 (11:01) (Shotgun) P.Rivers pass incomplete short middle.  
 2-10-IND 19 (10:57) (Shotgun) P.Rivers pass incomplete deep left to M.Pittman.  
 3-10-IND 19 (10:52) (Shotgun) P.Rivers pass incomplete short right to M.Pittman.  
*PENALTY on TEN-D.King, Defensive Pass Interference, 6 yards, enforced at IND 19 - No Play.* X15  
1-10-IND 25 (10:48) (Shotgun) J.Wilkins right end to IND 27 for 2 yards (W.Compton).  
 2-8-IND 27 (10:15) D.Harris right end to IND 29 for 2 yards (W.Compton, K.Vaccaro).  
 3-6-IND 29 (9:33) (Shotgun) P.Rivers sacked at IND 23 for -6 yards (J.Simmons).  
 4-12-IND 23 (8:54) R.Sanchez punts 50 yards to TEN 27, Center-L.Rhodes. K.Raymond to TEN 39 for 12 yards (Z.Franklin).

## Tennessee Titans at 8:44

1-10-TEN 39 (8:44) D.Henry left tackle to IND 47 for 14 yards (X.Rhodes). R24  
1-10-IND 47 (8:02) D.Henry left tackle to IND 47 for no gain (G.Stewart, D.Leonard).  
 2-10-IND 47 (7:20) (Shotgun) J.McNichols up the middle to IND 45 for 2 yards (T.Lewis).  
 3-8-IND 45 (6:38) (Shotgun) R.Tannehill pass incomplete short right to K.Raymond.  
 4-8-IND 45 (6:33) B.Kern punts 32 yards to IND 13, Center-M.Overton, fair catch by N.Hines.

## Indianapolis Colts at 6:26

1-10-IND 13 (6:26) (Shotgun) P.Rivers pass short right to T.Hilton pushed ob at IND 27 for 14 yards (B.Borders). P16  
1-10-IND 27 (5:58) (No Huddle, Shotgun) P.Rivers pass incomplete short left.  
 2-10-IND 27 (5:52) (Shotgun) P.Rivers pass incomplete short middle to Z.Pascal.  
 3-10-IND 27 (5:46) (Shotgun) P.Rivers pass deep right intended for Z.Pascal INTERCEPTED by B.Borders at TEN 37. B.Borders to TEN 37 for no gain (Z.Pascal).

## Tennessee Titans at 5:38

1-10-TEN 37 (5:38) *PENALTY on TEN-G.Swaim, False Start, 5 yards, enforced at TEN 37 - No Play.*  
 1-15-TEN 32 (5:38) D.Henry right end to TEN 44 for 12 yards (C.Marsh, R.Ya-Sin).  
 2-3-TEN 44 (5:00) D.Foreman right tackle to IND 49 for 7 yards (D.Leonard, A.Muhammad). R25  
1-10-IND 49 (4:17) D.Foreman right end to IND 45 for 4 yards (D.Leonard).  
 2-6-IND 45 (3:34) R.Tannehill pass short right to G.Swaim pushed ob at IND 35 for 10 yards (D.Leonard). P26  
1-10-IND 35 (3:06) (No Huddle) J.McNichols right end to IND 29 for 6 yards (K.Cline).  
 2-4-IND 29 (2:34) (No Huddle) J.McNichols up the middle to IND 27 for 2 yards (K.Willis). IND-Z.Franklin was injured during the play.  
 3-2-IND 27 (1:57) (No Huddle) J.McNichols up the middle to IND 26 for 1 yard (T.Lewis).  
 4-1-IND 26 (1:07) (Field Goal formation) *PENALTY on TEN-D.Kelly, False Start, 5 yards, enforced at IND 26 - No Play.*  
 4-6-IND 31 (:(49) S.Gostkowski 49 yard field goal is GOOD, Center-M.Overton, Holder-B.Kern.

TEN 38 IND 14, 8 plays, 32 yards, 4:54 drive, 14:16 elapsed

S.Gostkowski kicks 65 yards from TEN 35 to end zone, Touchback.

**Tennessee Titans vs Indianapolis Colts at Lucas Oil Stadium**

**Indianapolis Colts at 0:44**

- 1-10-IND 25 (:44) (Shotgun) P.Rivers pass incomplete short right to T.Hilton (J.Simmons).
- 2-10-IND 25 (:40) (Shotgun) P.Rivers pass short middle to N.Hines to IND 34 for 9 yards (K.Vaccaro).
- 3-1-IND 34 (:19) (No Huddle, Shotgun) N.Hines up the middle to IND 36 for 2 yards (D.Jones).

R17

**END OF QUARTER**

	<b>Score</b>	<b>Time Poss</b>	<b>First Downs</b>				<b>Efficiencies</b>	
			<b>R</b>	<b>P</b>	<b>X</b>	<b>T</b>	<b>3 Down</b>	<b>4 Down</b>
<b>Tennessee Titans</b>	<b>38</b>	<b>9:18</b>	<b>2</b>	<b>2</b>	<b>0</b>	<b>4</b>	<b>0/3</b>	<b>0/0</b>
<b>Indianapolis Colts</b>	<b>14</b>	<b>5:42</b>	<b>2</b>	<b>2</b>	<b>1</b>	<b>5</b>	<b>1/4</b>	<b>0/0</b>



## Fourth Quarter

11/29/2020

## Play By Play

Indianapolis Colts continued.

<u>1-10-IND 36</u>	(15:00) (Shotgun) P.Rivers pass incomplete short middle to Z.Pascal (R.Evans).	
2-10-IND 36	(14:56) (No Huddle, Shotgun) P.Rivers pass short left to M.Alie-Cox to IND 47 for 11 yards (K.Vaccaro).	P18
	<i>Penalty on TEN-K.Vaccaro, Defensive Holding, declined.</i>	
<u>1-10-IND 47</u>	(14:34) (Shotgun) P.Rivers pass deep right to T.Hilton to TEN 2 for 51 yards (B.Borders, A.Hooker) [M.Dickerson]. FUMBLES (A.Hooker), RECOVERED by TEN-D.King at TEN -1. Touchback. The Replay Official reviewed the fumble ruling, and the play was REVERSED.	P19
	(Shotgun) P.Rivers pass deep right to T.Hilton to TEN 3 for 50 yards (B.Borders) [M.Dickerson].	
<u>1-3-TEN 3</u>	(14:22) (Shotgun) N.Hines right tackle to TEN 3 for no gain (T.Tart).	
2-3-TEN 3	(13:47) N.Hines right guard to TEN 1 for 2 yards (K.Byard, D.Jones). #7 Brissett in at QB for IND.	
3-1-TEN 1	<b>(13:27) (No Huddle) J.Brissett up the middle for 1 yard, TOUCHDOWN.</b>	R20
	TWO-POINT CONVERSION ATTEMPT. J.Wilkins rushes left guard. ATTEMPT FAILS. #17 Rivers in at QB for IND.	

<b>TEN 38 IND 20, 9 plays, 75 yards, 2:21 drive, 1:37 elapsed</b>
---

R.Blankenship kicks 51 yards from IND 35 to TEN 14. C.Batson to TEN 32 for 18 yards (T.Carrie).

## Tennessee Titans at 13:23, (1st play from scrimmage 13:17)

1-10-TEN 32	(13:17) D.Henry left tackle to TEN 34 for 2 yards (A.Muhammad).	
2-8-TEN 34	<i>(12:34) PENALTY on TEN-R.Saffold III, False Start, 5 yards, enforced at TEN 34 - No Play.</i>	
2-13-TEN 29	(12:34) R.Tannehill pass short right to A.Brown pushed ob at TEN 41 for 12 yards (R.Ya-Sin).	
3-1-TEN 41	(11:50) (Shotgun) D.Henry left tackle to TEN 43 for 2 yards (G.Stewart, A.Muhammad).	R27
<u>1-10-TEN 43</u>	(11:06) D.Henry right tackle to TEN 46 for 3 yards (T.Lewis).	
	<i>Penalty on IND-T.Stallworth, Defensive Holding, offsetting, enforced at TEN 43 - No Play.</i>	
	<i>Penalty on TEN-D.Quessenberry, Chop Block, offsetting.</i>	
1-10-TEN 43	(10:41) D.Henry right tackle to TEN 44 for 1 yard (A.Walker, G.Stewart).	
2-9-TEN 44	(9:52) R.Tannehill sacked at TEN 43 for -1 yards (D.Leonard).	
3-10-TEN 43	(9:08) (Shotgun) R.Tannehill pass short right to A.Brown ran ob at IND 47 for 10 yards.	P28
<u>1-10-IND 47</u>	(8:29) D.Henry left tackle to IND 44 for 3 yards (R.Windsor).	
2-7-IND 44	(7:47) D.Henry up the middle to IND 40 for 4 yards (C.Marsh, A.Walker).	
3-3-IND 40	(7:02) (Shotgun) J.McNichols up the middle to IND 39 for 1 yard (T.Wilson).	
4-2-IND 39	(6:02) B.Kern punts 33 yards to IND 6, Center-M.Overton, fair catch by N.Hines.	

## Indianapolis Colts at 5:55

1-10-IND 6	(5:55) (Shotgun) P.Rivers pass incomplete short right to J.Doyle.	
2-10-IND 6	(5:51) (Shotgun) P.Rivers pass incomplete short right to J.Wilkins.	
3-10-IND 6	(5:48) (Shotgun) P.Rivers pass deep middle intended for Z.Pascal INTERCEPTED by M.Butler at IND 29. M.Butler to IND 29 for no gain (Z.Pascal). The Replay Official reviewed the interception ruling, and the play was REVERSED.	P21
	(Shotgun) P.Rivers pass deep middle to Z.Pascal to IND 29 for 23 yards (M.Butler).	
<u>1-10-IND 29</u>	(5:31) (Shotgun) P.Rivers pass short right to M.Pittman pushed ob at IND 43 for 14 yards (K.Byard).	P22
<u>1-10-IND 43</u>	(5:06) (No Huddle, Shotgun) P.Rivers pass short left to J.Wilkins to 50 for 7 yards (D.Long).	
2-3-50	(4:40) (No Huddle, Shotgun) P.Rivers pass short middle to M.Alie-Cox to TEN 42 for 8 yards (D.King).	P23
<u>1-10-TEN 42</u>	(4:14) (No Huddle, Shotgun) P.Rivers pass short right to J.Wilkins to TEN 35 for 7 yards (K.Vaccaro). TEN-K.Vaccaro was injured during the play. TEN-T.Tart was injured during the play.	
2-3-TEN 35	(3:49) (Shotgun) P.Rivers pass incomplete short right to T.Burton (D.Long).	
3-3-TEN 35	(3:43) (Shotgun) P.Rivers pass short left to N.Hines to TEN 32 for 3 yards (K.Vaccaro).	P24
<u>1-10-TEN 32</u>	(3:19) (No Huddle, Shotgun) P.Rivers pass short middle to N.Hines to TEN 28 for 4 yards (K.Vaccaro) [D.Roberson].	
2-6-TEN 28	(2:50) (Shotgun) P.Rivers pass incomplete deep right to T.Hilton (B.Borders).	
	<i>PENALTY on TEN-D.King, Illegal Contact, 5 yards, enforced at TEN 28 - No Play.</i>	X25
<u>1-10-TEN 23</u>	(2:43) (Shotgun) P.Rivers pass incomplete deep right to N.Hines [J.Crawford].	
	<i>PENALTY on TEN-K.Byard, Defensive Pass Interference, 18 yards, enforced at TEN 23 - No Play.</i>	X26
<u>1-5-TEN 5</u>	<b>(2:38) (Shotgun) P.Rivers pass short right to T.Hilton for 5 yards, TOUCHDOWN.</b>	P27
	TWO-POINT CONVERSION ATTEMPT. P.Rivers pass to Z.Pascal is incomplete. ATTEMPT FAILS.	

<b>TEN 38 IND 26, 11 plays, 94 yards, 2 penalties, 3:21 drive, 12:26 elapsed</b>
--

R.Sanchez kicks inside 7 yards from IND 35 to IND 42. A.Brown for 42 yards, TOUCHDOWN.

## Tennessee Titans at 2:34

S.Gostkowski extra point is GOOD, Center-M.Overton, Holder-B.Kern.

**Tennessee Titans vs Indianapolis Colts at Lucas Oil Stadium**

**TEN 45 IND 26, 0 plays, 42 yards, 0:05 drive, 12:31 elapsed**

S.Gostkowski kicks 65 yards from TEN 35 to end zone, Touchback.

**Indianapolis Colts at 2:29**

1-10-IND 25 (2:29) (Shotgun) J.Brissett pass incomplete short right to M.Pittman.

2-10-IND 25 (2:25) (Shotgun) N.Hines up the middle to IND 25 for no gain (J.Simmons).

Two-Minute Warning

3-10-IND 25 (2:00) (Shotgun) J.Brissett pass incomplete deep right to M.Pittman.

4-10-IND 25 (1:55) (Shotgun) J.Brissett sacked at IND 16 for -9 yards (H.Landry III).

**Tennessee Titans at 1:47**

1-10-IND 16 (1:47) L.Woodside kneels to IND 18 for -2 yards.

2-12-IND 18 (1:07) L.Woodside kneels to IND 20 for -2 yards.

3-14-IND 20 (:30) L.Woodside kneels to IND 21 for -1 yards.

**END OF QUARTER**

	<b>Score</b>	<b>Time Poss</b>	<b>First Downs</b>				<b>Efficiencies</b>	
			<b>R</b>	<b>P</b>	<b>X</b>	<b>T</b>	<b>3 Down</b>	<b>4 Down</b>
<b>Tennessee Titans</b>	<b>45</b>	<b>9:20</b>	<b>1</b>	<b>1</b>	<b>0</b>	<b>2</b>	<b>2/4</b>	<b>0/0</b>
<b>Indianapolis Colts</b>	<b>26</b>	<b>5:40</b>	<b>1</b>	<b>7</b>	<b>2</b>	<b>10</b>	<b>3/4</b>	<b>0/1</b>

# Miscellaneous Statistics Report

Tennessee Titans vs Indianapolis Colts  
11/29/2020 at Lucas Oil Stadium

## Ten Longest Plays for Tennessee Titans

Yards	Qtr	Play Start	Play Description
69	1	1-15-TEN 31	(:22) (Shotgun) R.Tannehill pass short middle to A.Brown for 69 yards, TOUCHDOWN.
37	2	4-4-IND 38	(:31) (Shotgun) R.Tannehill pass deep middle to C.Davis to IND 1 for 37 yards (T.Carrie).
31	2	1-10-TEN 14	(4:25) D.Henry right tackle to TEN 45 for 31 yards (K.Willis).
21	2	1-10-IND 25	(7:37) R.Tannehill pass short left to C.Davis pushed ob at IND 4 for 21 yards (T.Carrie).
17	2	2-10-IND 42	(2:15) D.Foreman left end to IND 30 for 12 yards (D.Leonard). PENALTY on IND-G.Stewart, Defensive Holding, 5 yards, enforced at IND 30.
16	3	2-11-TEN 27	(13:02) R.Tannehill pass short right to K.Blasingame pushed ob at TEN 43 for 16 yards (D.Leonard). Penalty on IND-X.Rhodes, Defensive Holding, declined.
14	3	1-10-TEN 39	(8:44) D.Henry left tackle to IND 47 for 14 yards (X.Rhodes).
12	1	2-4-TEN 31	(14:27) R.Tannehill pass short right to C.Davis pushed ob at TEN 43 for 12 yards (R.Ya-Sin).
12	1	2-6-IND 41	(11:57) D.Henry left end to IND 29 for 12 yards (J.Blackmon).
12	1	1-10-IND 12	(9:19) D.Henry right end for 12 yards, TOUCHDOWN.

## Ten Longest Plays for Indianapolis Colts

Yards	Qtr	Play Start	Play Description
50	4	1-10-IND 47	(14:34) (Shotgun) P.Rivers pass deep right to T.Hilton to TEN 2 for 51 yards (B.Borders, A.Hooker) [M.Dickerson]. FUMBLES
23	4	3-10-IND 6	(5:48) (Shotgun) P.Rivers pass deep middle intended for Z.Pascal INTERCEPTED by M.Butler at IND 29. M.Butler to IND 29
21	1	1-10-50	(5:27) P.Rivers pass short right to J.Wilkins to TEN 29 for 21 yards (K.Byard).
19	2	2-7-IND 28	(15:00) (Shotgun) P.Rivers pass deep left to T.Burton ran ob at IND 47 for 19 yards.
19	2	1-10-IND 47	(14:36) (No Huddle, Shotgun) P.Rivers pass short right to N.Hines to TEN 34 for 19 yards (K.Vaccaro).
14	2	1-10-TEN 24	(13:23) (No Huddle, Shotgun) P.Rivers pass short left to M.Pittman pushed ob at TEN 10 for 14 yards (M.Butler).
14	3	1-10-IND 13	(6:26) (Shotgun) P.Rivers pass short right to T.Hilton pushed ob at IND 27 for 14 yards (B.Borders).
14	4	1-10-IND 29	(5:31) (Shotgun) P.Rivers pass short right to M.Pittman pushed ob at IND 43 for 14 yards (K.Byard).
12	1	2-8-IND 27	(8:45) (No Huddle, Shotgun) P.Rivers pass short right to N.Hines pushed ob at IND 39 for 12 yards (K.Byard).
12	1	2-7-TEN 26	(4:08) (Shotgun) P.Rivers pass short right to T.Burton ran ob at TEN 14 for 12 yards.

## Touchdown Scoring Information

		Offense	Defense	Special Teams
<b>VISITOR</b>	Tennessee Titans	5	0	1
<b>HOME</b>	Indianapolis Colts	4	0	0

## Player Scoring Information

Club	Player	TD	Rush TD	Rec TD	KO TD	Punt TD	Int TD	Fum TD	Misc TD	FG	XP	2Pt Rush	2Pt Rec	Sfty	Points
TEN	D.Henry	0	3	0	0	0	0	0	0	0	0	0	0	0	18
TEN	A.Brown	0	0	1	1	0	0	0	0	0	0	0	0	0	12
TEN	S.Gostkowski	0	0	0	0	0	0	0	0	1	6	0	0	0	9
TEN	R.Tannehill	0	1	0	0	0	0	0	0	0	0	0	0	0	6
IND	J.Brissett	0	2	0	0	0	0	0	0	0	0	0	0	0	12
IND	T.Hilton	0	0	1	0	0	0	0	0	0	0	0	0	0	6
IND	T.Burton	0	0	1	0	0	0	0	0	0	0	0	0	0	6
IND	R.Blankenship	0	0	0	0	0	0	0	0	0	2	0	0	0	2

## Possession Detail

	First Half		Second Half		Game	
	Visitor	Home	Visitor	Home	Visitor	Home
Largest Lead	21	0	24	0	24	0
Drives Leading	2	0	6	0	8	0
Time of Possession Leading	3:37	0:00	18:38	0:00	22:15	0:00
Largest Deficit	0	-21	0	-24	0	-24
Drives Trailing	0	5	0	6	0	11
Time of Possession Trailing	0:00	11:34	0:00	11:22	0:00	22:56
Times Score Tied Up		2		0		2
Lead Changes		3		0		3



# Playtime Percentage

*Percent of playtime per player on offense, defense and special teams*

Tennessee Titans						Indianapolis Colts							
		Offense	Defense	Special Teams				Offense	Defense	Special Teams			
N Davis	G	72	100%		7	23%	M Glowinski	G	74	100%		2	6%
D Quessenberry	G	72	100%		7	23%	Q Nelson	G	74	100%		2	6%
D Kelly	T	69	96%		7	23%	B Smith	G	74	100%		2	6%
R Saffold	G	69	96%		6	19%	D Pinter	G	74	100%			
R Tannehill	QB	69	96%				P Rivers	QB	64	86%			
B Jones	C	69	96%				M Pittman	WR	64	86%			
A Brown	WR	58	81%		1	3%	L Clark	T	55	74%		2	6%
C Davis	WR	56	78%		1	3%	T Hilton	WR	54	73%			
J Smith	TE	54	75%		2	6%	Z Pascal	WR	53	72%			
G Swaim	TE	46	64%		15	48%	N Hines	RB	48	65%		4	13%
D Henry	RB	46	64%				M Alie-Cox	TE	38	51%		2	6%
C Batson	WR	23	32%		5	16%	T Burton	TE	27	36%		5	16%
A Firkser	TE	20	28%		5	16%	M Johnson	WR	26	35%		8	26%
J McNichols	RB	18	25%		1	3%	J Wilkins	RB	26	35%		5	16%
K Blasingame	FB	16	22%		11	35%	J Doyle	TE	22	30%		1	3%
K Raymond	WR	15	21%		15	48%	A Castonzo	T	19	26%		1	3%
D Foreman	RB	5	7%		4	13%	D Harris	WR	11	15%		1	3%
A Brewer	C	5	7%				J Brissett	QB	10	14%			
J Douglas	G	3	4%		7	23%	C Green	T	1	1%		2	6%
I Wilson	T	3	4%		1	3%	A Walker	LB		72	100%	10	32%
L Woodside	QB	3	4%				J Blackmon	FS		72	100%	9	29%
N Westbrook	WR	1	1%		9	29%	D Leonard	LB		72	100%	7	23%
K Byard	FS		74	100%	1	3%	K Moore	CB		71	99%	3	10%
B Borders	CB		74	100%			G Stewart	NT		65	90%	8	26%
M Butler	CB		74	100%			K Willis	SS		60	83%	5	16%
K Vaccaro	SS		72	97%			X Rhodes	CB		58	81%		
D King	CB		71	96%	3	10%	T Lewis	DE		55	76%	9	29%
H Landry	LB		65	88%			T Stallworth	DT		53	74%	7	23%
R Evans	LB		60	81%			A Muhammad	DE		46	64%	1	3%
J Simmons	DT		56	76%	3	10%	Z Franklin	LB		32	44%	27	87%
J Crawford	DT		44	59%	10	32%	J Houston	DE		32	44%		
D Jones	NT		37	50%	10	32%	R Ya-Sin	CB		27	38%	5	16%
D Long	LB		36	49%	9	29%	T Carrie	CB		25	35%	24	77%
W Compton	LB		30	41%	10	32%	C Marsh	DE		15	21%	22	71%
D Roberson	LB		28	38%	12	39%	T Wilson	SS		13	18%	16	52%
A Hooker	FS		27	36%	15	48%	K Cline	DT		12	17%	6	19%
T Tart	DT		26	35%	2	6%	R Windsor	DT		7	10%	2	6%
M Dickerson	DT		21	28%	1	3%	K Turay	DE		4	6%	1	3%
J Kalu	CB		12	16%	19	61%	E Speed	LB		1	1%	19	61%
T Skipper	LB		7	9%	17	55%	J Glasgow	LB				28	90%
D Bates	LB				24	77%	G Odum	FS				23	74%
N Dzubnar	LB				23	74%	T Smith	CB				23	74%
C Milton	CB				19	61%	A Dulin	WR				17	55%
S Perry	RB				16	52%	M Adams	LB				11	35%
S Gostkowski	K				15	48%							

B Kern	P	11	35%	R Sanchez	P	8	26%
M Overton	LS	11	35%	L Rhodes	LS	7	23%
T Smith	CB	6	19%	R Blankenship	K	6	19%



# INDIANAPOLIS COLTS vs. TENNESSEE TITANS



## SUNDAY, NOVEMBER 29, 2020 • 1:00 P.M. ET • LUCAS OIL STADIUM

COLTS NUMERICAL		
No.	Name	Pos.
3	Rodrigo Blankenship	K
7	Jacoby Brissett	QB
8	Rigoberto Sanchez	P
9	Jacob Eason	QB
11	Michael Pittman Jr.	WR
12	DeMichael Harris	WR
13	T.Y. Hilton	WR
14	Zach Pascal	WR
17	Philip Rivers	QB
20	Jordan Wilkins	RB
21	Nyheim Hines	RB
23	Kenny Moore II	CB
26	Rock Ya-Sin	CB
27	Xavier Rhodes	CB
28	Jonathan Taylor	RB
30	George Odum	S
31	Tavon Wilson	S
32	Julian Blackmon	S
34	Isaiah Rodgers	CB
35	Tremon Smith	CB
37	Khari Willis	S
38	T.J. Carrie	CB
44	Zaire Franklin	LB
45	E.J. Speed	LB
46	Luke Rhodes	LS
49	Matthew Adams	LB
50	Justin Houston	DE
52	Ben Banogu	DE
53	Darius Leonard	LB
54	Anthony Walker	LB
56	Quenton Nelson	G/C
57	Kemoko Turay	DE
58	Bobby Okereke	LB
59	Jordan Glasgow	LB
62	Le'Raven Clark	T
63	Danny Pinter	G
64	Mark Glowinski	G
72	Braden Smith	T/G
74	Anthony Castonzo	T
75	Chaz Green	T
76	Taylor Stallworth	DT
78	Ryan Kelly	C
80	Trey Burton	TE
81	Mo Alie-Cox	TE
83	Marcus Johnson	WR
84	Jack Doyle	TE
85	Dezmon Patmon	WR
86	Noah Togiai	TE
90	Grover Stewart	DT
94	Tyquan Lewis	DT/DE
97	Al-Quadin Muhammad	DE
99	DeForest Buckner	DT

COLTS SCHEDULE			
2020 Regular Season			
Wk.	Date	Opponent	Time/Res.
1	Sep. 13	at Jacksonville	L, 27-20
2	Sep. 20	vs. Minnesota	W, 28-11
3	Sep. 27	vs. N.Y. Jets	W, 36-7
4	Oct. 4	at Chicago	W, 19-11
5	Oct. 11	at Cleveland	L, 32-23
6	Oct. 18	vs. Cincinnati	W, 31-27
7	BYE		
8	Nov. 1	at Detroit	W, 41-21
9	Nov. 8	vs. Baltimore	L, 24-10
10	Nov. 12	at Tennessee	W, 34-17
11	Nov. 22	vs. Green Bay	W, 34-31 (OT)
12	Nov. 29	vs. Tennessee	1:00 p.m.
13	Dec. 6	at Houston	1:00 p.m.
14	Dec. 13	at Las Vegas	4:05 p.m.
15	Dec. 20	vs. Houston	1:00 p.m.
16	Dec. 27	at Pittsburgh	1:00 p.m.
17	Jan. 3	vs. Jacksonville	1:00 p.m.

*\*All times ET*

COLTS INFORMATION	
<b>Owner and CEO</b>	Jim Irsay
<b>Vice Chair/Owner</b>	Charlie Irsay-Gordon
<b>Vice Chair/Owner</b>	Casey Foyt
<b>Vice Chair/Owner</b>	Kalen Jackson
<b>General Manager</b>	Chris Ballard
<b>All-Time Record (Reg + Post)</b>	553-495-7
<b>Colors</b>	Royal Blue and White
<b>Stadium</b>	Lucas Oil Stadium
<b>Capacity</b>	63,000
<b>Playing Surface</b>	Motz Group/Shaw

COLTS 2020 STATS & RANKINGS	
<b>Points Per Game</b>	27.6 (10)
<b>Yards Per Game</b>	373.4 (13)
<b>Points Per Game Allowed</b>	20.8 (5)
<b>Yards Per Game Allowed</b>	298.1 (2)
<b>Turnover Margin</b>	+6 (4t)

COLTS PRONUNCIATIONS	
Ben Banogu	BANN-uh-goo
Jacoby Brissett	Bris-SET
DeForest Buckner	duh-FORE-ist
Zaire Franklin	ZI-ear
Nyheim Hines	NYE-heem
Al-Quadin Muhammad	al-KWUH-deen
Bobby Okereke	oh-kuh-REE-kee
Rigoberto Sanchez	REE-go-BEAR-toe
Tremon Smith	tray-mon
Noah Togiai	Tong-EE-eye
Kemoko Turay	Ka-mo-ko Tur-ay
Khari Willis	CARR-ee
Tavon Wilson	TAY-von
Rock Ya-Sin	ya-SEEN

COLTS OFFENSE			
<b>WR</b>	13 T.Y. Hilton	<u>11 Michael Pittman Jr.</u>	<u>85 Dezmon Patmon</u>
<b>LT</b>	74 Anthony Castonzo	75 Chaz Green	
<b>LG</b>	56 Quenton Nelson		
<b>C</b>	78 Ryan Kelly	<u>63 Danny Pinter</u>	
<b>RG</b>	64 Mark Glowinski		
<b>RT</b>	72 Braden Smith	62 Le'Raven Clark	
<b>TE</b>	84 Jack Doyle	80 Trey Burton	
<b>TE</b>	81 Mo Alie-Cox	<u>86 Noah Togiai</u>	
<b>WR</b>	14 Zach Pascal	<u>12 DeMichael Harris</u>	
<b>WR</b>	83 Marcus Johnson		
<b>QB</b>	17 Philip Rivers	7 Jacoby Brissett	<u>9 Jacob Eason</u>
<b>RB</b>	<u>28 Jonathan Taylor</u>	21 Nyheim Hines	20 Jordan Wilkins

TITANS DEFENSE			
<b>DE</b>	94 Jack Crawford	<u>91 Larrell Murchison</u>	
<b>NT</b>	90 DaQuan Jones	92 Matt Dickerson	
<b>DT</b>	98 Jeffery Simmons	<u>93 Tear Tart</u>	
<b>OLB</b>	50 Derick Roberson		
<b>ILB</b>	54 Rashaan Evans		
<b>ILB</b>	56 Daren Bates	49 Nick Dzubnar	
<b>OLB</b>	58 Harold Landry III		
<b>CB</b>	25 Adoree' Jackson	33 Desmond King II	<u>35 Chris Jackson</u>
<b>SS</b>	24 Kenny Vaccaro	46 Joshua Kalu	
<b>FS</b>	31 Kevin Byard	37 Amani Hooker	
<b>CB</b>	21 Malcolm Butler	39 Breon Borders	30 Chris Milton

COLTS SPECIALISTS	
<b>P</b>	8 Rigoberto Sanchez
<b>PK</b>	3 Rodrigo Blankenship
<b>H</b>	8 Rigoberto Sanchez
<b>LS</b>	46 Luke Rhodes
<b>KR</b>	<u>34 Isaiah Rodgers</u>
<b>PR</b>	21 Nyheim Hines <u>34 Isaiah Rodgers</u>

All Rookies Underlined

OFFICIALS	
Referee	John Hussey (35)
Umpire	Roy Ellison (81)
Down Judge	Brian Bolinger (40)
Line Judge	Tom Symonette (100)
Field Judge	Steve Zimmer (33)
Side Judge	Allen Baynes (56)
Back Judge	Grantis Bell (27)
Replay Official	John McGrath
Replay Assistant	Chad Adams

COLTS DEFENSE					
<b>DE</b>	50 Justin Houston	52 Ben Banogu	57 Kemoko Turay		
<b>DT</b>	99 DeForest Buckner	94 Tyquan Lewis			
<b>NT</b>	90 Grover Stewart	76 Taylor Stallworth			
<b>DE</b>	97 Al-Quadin Muhammad				
<b>WLB</b>	53 Darius Leonard	49 Matthew Adams	<u>59 Jordan Glasgow</u>		
<b>MLB</b>	54 Anthony Walker	44 Zaire Franklin			
<b>SAM</b>	58 Bobby Okereke	45 E.J. Speed			
<b>CB</b>	26 Rock Ya-Sin	38 T.J. Carrie			
<b>FS</b>	<u>32 Julian Blackmon</u>	30 George Odum			
<b>SS</b>	37 Khari Willis	31 Tavon Wilson			
<b>NB</b>	23 Kenny Moore II	<u>34 Isaiah Rodgers</u>			
<b>CB</b>	27 Xavier Rhodes	35 Tremon Smith			

TITANS OFFENSE					
<b>WR</b>	84 Corey Davis	<u>15 Nick Westbrook-Ikhine</u>			
<b>TE</b>	81 Jonnu Smith	85 MyCole Pruitt	86 Anthony Firkser	87 Geoff Swaim	
<b>LT</b>	72 David Quessenberry				
<b>LG</b>	76 Rodger Saffold III	75 Jamil Douglas			
<b>C</b>	60 Ben Jones	75 Jamil Douglas			
<b>RG</b>	64 Nate Davis	<u>62 Aaron Brewer</u>			
<b>RT</b>	71 Dennis Kelly	<u>79 Isaiah Wilson</u>			
<b>WR</b>	10 Adam Humphries	14 Kalif Raymond			
<b>WR</b>	11 A.J. Brown	13 Cameron Batson			
<b>QB</b>	17 Ryan Tannehill	5 Logan Woodside			
<b>RB</b>	22 Derrick Henry	28 Jeremy McNichols	45 D'Onta Foreman		
		41 Khari Blasingame (FB)	20 Seniorise Perry		

TITANS SPECIALISTS			
<b>P</b>	3 Stephen Gostkowski		
<b>K</b>	3 Stephen Gostkowski		
<b>KO</b>	3 Stephen Gostkowski		
<b>H</b>	5 Logan Woodside		
<b>LS</b>	44 Matt Orzech	60 Ben Jones	86 Anthony Firkser
<b>KOR</b>	14 Kalif Raymond	33 Desmond King II	13 Cameron Batson
<b>PR</b>	14 Kalif Raymond	33 Desmond King II	10 Adam Humphries

COLTS/TITANS REGULAR SEASON SERIES INFO	
<b>Regular Season Meetings</b>	51
<b>Indianapolis Record</b>	35-16 (Home: 19-8, Away: 16-8)
<b>First Game</b>	BAL 24, at HOU 20 (10/11/70)
<b>Last Game</b>	IND 34, at TEN 17 (11/12/20)
<b>Current Indianapolis Streak</b>	Won 1
<b>Last Colts Home Win</b>	at IND 38, TEN 10 (11/18/18)
<b>Last Colts Home Loss</b>	TEN 31, at IND 17 (12/1/19)
<b>Most Colts Points</b>	51, two times, (last: 12/5/04): at IND 51, TEN 24
<b>Most Titans Points</b>	36, (10/16/17): at TEN 36, IND 22
<b>Largest Colts Win</b>	32, (12/4/05): at IND 35, TEN 3
<b>Largest Titans Win</b>	17, (10/30/11): at TEN 27, IND 10

TITANS SCHEDULE			
2020 Regular Season			
Wk.	Date	Opponent	Time/Res.
1	Sep. 14	at Denver	W, 16-14
2	Sep. 20	vs. Jacksonville	W, 33-30
3	Sep. 27	at Minnesota	W, 31-30
4	BYE		
5	Oct. 13	vs. Buffalo	W, 42-16
6	Oct. 18	vs. Houston	W, 42-36 (OT)
7	Oct. 25	vs. Pittsburgh	L, 27-24
8	Nov. 1	at Cincinnati	L, 31-20
9	Nov. 8	vs. Chicago	W, 24-17
10	Nov. 12	vs. Indianapolis	L, 34-17
11	Nov. 22	at Baltimore	W, 30-24 (OT)
12	Nov. 29	at Indianapolis	1:00 p.m.
13	Dec. 6	vs. Cleveland	1:00 p.m.
14	Dec. 13	at Jacksonville	1:00 p.m.
15	Dec. 20	vs. Detroit	1:00 p.m.
16	Dec. 27	at Green Bay	8:20 p.m.
17	Jan. 3	at Houston	1:00 p.m.

*\*All times ET*

TITANS INFORMATION	
<b>Controlling Owner/Co-Chair</b>	Amy Adams Strunk
<b>President/CEO</b>	Burke Nihill
<b>E.V.P./General Manager</b>	Jon Robinson
<b>All-Time Record (Reg + Post)</b>	464-494-6
<b>Colors</b>	Navy, Titans Blue, Red and Silver
<b>Stadium</b>	Nissan Stadium
<b>Capacity</b>	69,143
<b>Playing Surface</b>	Natural Grass

TITANS 2020 STATS & RANKINGS	
<b>Points Per Game</b>	27.9 (9)
<b>Yards Per Game</b>	379.4 (10)
<b>Points Per Game Allowed</b>	25.9 (18)
<b>Yards Per Game Allowed</b>	388.9 (25)
<b>Turnover Margin</b>	+10 (2)

TITANS PRONUNCIATIONS	
Kevin Byard	BY-urd
Jamil Douglas	juh-MILL
Nick Dzubnar	duh-ZOUB-nar
Anthony Firkser	FERK-sir
Stephen Gostkowski	gost-COW-ski
DaQuan Jones	day-QUAN
Joshua Kalu	kuh-LOO
Matt Orzech	ORR-zech
Seniorise Perry	suh-nah-RISS
Derick Roberson	ROW-ber-son
Jonnu Smith	JAH-new
Ryan Tannehill	TAN-uh-hill
Nick Westbrook-Ikhine	uh-KEEN-uh

TITANS NUMERICAL		
No.	Name	Pos.
3	Stephen Gostkowski	K
5	Logan Woodside	QB
10	Adam Humphries	WR
11	A.J. Brown	WR
13	Cameron Batson	WR
14	Kalif Raymond	WR
15	Nick Westbrook-Ikhine	WR
17	Ryan Tannehill	QB
20	Seniorise Perry	RB
21	Malcolm Butler	CB
22	Derrick Henry	RB
24	Kenny Vaccaro	S
25	Adoree' Jackson	CB
28	Jeremy McNichols	RB
30	Chris Milton	CB
31	Kevin Byard	S
33	Desmond King II	CB
35	Chris Jackson	DB
37	Amani Hooker	DB
39	Breon Borders	CB
41	Khari Blasingame	FB/RB
44	Matt Orzech	LS
45	D'Onta Foreman	RB
46	Joshua Kalu	DB
49	Nick Dzubnar	LB
50	Derick Roberson	OLB
54	Rashaan Evans	LB
56	Daren Bates	LB
58	Harold Landry III	OLB
60	Ben Jones	C
62	Aaron Brewer	C
64	Nate Davis	OL
71	Dennis Kelly	T
72	David Quessenberry	OL
75	Jamil Douglas	G/C
76	Rodger Saffold III	G
79	Isaiah Wilson	T
81	Jonnu Smith	TE
84	Corey Davis	WR
85	MyCole Pruitt	TE
86	Anthony Firkser	TE
87	Geoff Swaim	TE
90	DaQuan Jones	DL
91	Larrell Murchison	DL
92	Matt Dickerson	DE
93	Tear Tart	DT
94	Jack Crawford	DL
98	Jeffery Simmons	DT



**COLTS ALPHABETICAL**

No.	Name	Pos.
49	Adams, Matthew	LB
81	Alie-Cox, Mo	TE
52	Banogu, Ben	DE
32	Blackmon, Julian	S
3	Blankenship, Rodrigo	K
7	Brissett, Jacoby	QB
99	Buckner, DeForest	DE
80	Burton, Trey	TE
38	Carrie, T.J.	CB
74	Castonzo, Anthony	T
62	Clark, Le'Raven	T
84	Doyle, Jack	TE
9	Eason, Jacob	QB
44	Franklin, Zaire	LB
59	Glasgow, Jordan	LB
64	Glowinski, Mark	G
75	Green, Chaz	T
12	Harris, DeMichael	WR
13	Hilton, T.Y.	WR
21	Hines, Nyheim	RB
50	Houston, Justin	DE
83	Johnson, Marcus	WR
78	Kelly, Ryan	C
53	Leonard, Darius	LB
94	Lewis, Tyquan	DT/DE
23	Moore II, Kenny	CB
97	Muhammad, Al-Quadin	DE
56	Nelson, Quenton	G/C
30	Odum, George	S
58	Okereke, Bobby	LB
14	Pascal, Zach	WR
85	Patmon, Dezmon	WR
63	Pinter, Danny	G
11	Pittman Jr., Michael	WR
46	Rhodes, Luke	LS
27	Rhodes, Xavier	CB
17	Rivers, Philip	QB
34	Rodgers, Isaiah	CB
8	Sanchez, Rigoberto	P
72	Smith, Braden	T/G
35	Smith, Tremon	CB
45	Speed, E.J.	LB
76	Stallworth, Taylor	DT
90	Stewart, Grover	DT
28	Taylor, Jonathan	RB
86	Togiai, Noah	TE
57	Turay, Kemoko	DE
54	Walker, Anthony	LB
20	Wilkins, Jordan	RB
37	Willis, Khari	S
31	Wilson, Tavon	S
26	Ya-Sin, Rock	CB

**Practice Squad**

40	Anderson, Darius	RB
33	Campbell, Ibraheim	S
36	Chachere, Andre	CB
92	Cline, Kameron	DT
60	Eldrenkamp, Jake	G
10	Fountain, Daurice	WR
41	Green, Farrod	TE
47	Hentges, Hale	TE
68	Hunt, Joey	C
43	Jackson, Darius	RB
55	Marsh, Cassius	DE
61	O'Donnell, Carter	T
39	Perkins, Paul	RB
42	Sunderland, Will	CB
66	Williams, Chris	DT
93	Windsor, Rob	DT

**COLTS NUMERICAL ROSTER**

No.	Name	Pos.	Ht.	Wt.	Age	NFL Exp.	College	How Acquired
3	Rodrigo Blankenship	K	6-1	184	23	R	Georgia	FA-20
7	Jacoby Brissett	QB	6-4	238	27	5	North Carolina State	T-17 (NE)
8	Rigoberto Sanchez	P	6-0	195	26	4	Hawaii	FA-17
9	Jacob Eason	QB	6-6	231	23	R	Washington	D4-20
11	Michael Pittman Jr.	WR	6-4	223	23	R	USC	D2-20
12	DeMichael Harris	WR	5-8	178	22	R	Southern Mississippi	FA-20
13	T.Y. Hilton	WR	5-10	183	31	9	Florida International	D3-12
14	Zach Pascal	WR	6-2	214	25	3	Old Dominion	W-18 (TEN)
17	Philip Rivers	QB	6-5	228	38	17	North Carolina State	UFA-20 (LAC)
20	Jordan Wilkins	RB	6-1	216	26	3	Mississippi	D5-18
21	Nyheim Hines	RB	5-9	196	24	3	North Carolina State	D4-18
23	Kenny Moore II	CB	5-9	190	25	4	Valdosta State	W-17 (NE)
26	Rock Ya-Sin	CB	6-0	190	24	2	Temple	D2-19
27	Xavier Rhodes	CB	6-1	218	30	8	Florida State	FA-20
28	Jonathan Taylor	RB	5-10	226	21	R	Wisconsin	D2-20
30	George Odum	S	6-1	202	27	3	Central Arkansas	FA-18
31	Tavon Wilson	S	6-0	208	30	9	Illinois	FA-20
32	Julian Blackmon	S	6-0	187	22	R	Utah	D3-20
34	Isaiah Rodgers	CB	5-10	170	22	R	Massachusetts	D6-20
35	Tremon Smith	CB	5-11	190	24	3	Central Arkansas	FA-20
37	Khari Willis	S	5-11	213	24	2	Michigan State	D4-19
38	T.J. Carrie	CB	6-0	204	30	7	Ohio	FA-20
44	Zaire Franklin	LB	6-0	235	24	3	Syracuse	D7-18
45	E.J. Speed	LB	6-3	224	25	2	Tarleton State	D5-19
46	Luke Rhodes	LS	6-2	238	27	4	William & Mary	FA-16
49	Matthew Adams	LB	6-0	229	24	3	Houston	D7-18
50	Justin Houston	DE	6-3	270	31	10	Georgia	FA-19
52	Ben Banogu	DE	6-3	252	24	2	TCU	D2-19
53	Darius Leonard	LB	6-2	230	25	3	South Carolina State	D2-18
54	Anthony Walker	LB	6-1	230	25	4	Northwestern	D5-17
56	Quenton Nelson	G/C	6-5	330	24	3	Notre Dame	D1-18
57	Kemoko Turay	DE	6-5	248	25	3	Rutgers	D2-18
58	Bobby Okereke	LB	6-1	235	24	2	Stanford	D3-19
59	Jordan Glasgow	LB	6-1	226	24	R	Michigan	D6-20
62	Le'Raven Clark	T	6-5	311	27	5	Texas Tech	D3-16
63	Danny Pinter	G	6-4	306	24	R	Ball State	D5-20
64	Mark Glowinski	G	6-4	310	28	6	West Virginia	W-17 (SEA)
72	Braden Smith	T/G	6-6	315	24	3	Auburn	D2-18
74	Anthony Castonzo	T	6-7	307	32	10	Boston College	D1-11
75	Chaz Green	T	6-5	318	28	4	Florida	FA-20
76	Taylor Stallworth	DT	6-2	305	25	2	South Carolina	FA-20
78	Ryan Kelly	C	6-4	307	27	5	Alabama	D1-16
80	Trey Burton	TE	6-2	238	29	7	Florida	FA-20
81	Mo Alie-Cox	TE	6-5	267	27	3	Virginia Commonwealth	FA-17
83	Marcus Johnson	WR	6-1	207	26	4	Texas	T-18 (SEA)
84	Jack Doyle	TE	6-6	262	30	8	Western Kentucky	W-13 (TEN)
85	Dezmon Patmon	WR	6-4	225	22	R	Washington State	D6-20
86	Noah Togiai	TE	6-4	244	23	R	Oregon State	W-20 (PHI)
90	Grover Stewart	DT	6-4	315	27	4	Albany State	D4-17
94	Tyquan Lewis	DT/DE	6-3	277	25	3	Ohio State	D2-18
97	Al-Quadin Muhammad	DE	6-4	250	25	4	Miami (FL)	W-18 (NO)
99	DeForest Buckner	DT	6-7	295	26	5	Oregon	T-20 (SF)

D - Draft; FA - Free Agent; UFA - Unrestricted Free Agent; T - Trade; W - Waivers

**2020 Coaching Staff**

**HEAD COACH:** Frank Reich

**ASSISTANTS:**

Matt Eberflus (Defensive Coordinator), Nick Sirianni (Offensive Coordinator), Bubba Ventrone (Special Teams Coordinator), Klayton Adams (Assistant Offensive Line), Brian Baker (Defensive Line), Dave Borgetti (Linebackers), Tyler Boyles (Assistant to the Head Coach), Marcus Brady (Quarterbacks), Zane Fakes (Assistant Strength and Conditioning), Parks Frazier (Offensive Quality Control), Jonathan Gannon (Defensive Backs/Cornerbacks), Mike Groh (Wide Receivers), Richard Howell (Head Strength and Conditioning), Jerrod Johnson (Offensive Quality Control), Rusty Jones (Director of Sports Performance), Doug McKenney (Assistant Strength and Conditioning), Jason Michael (Tight Ends), David Overstreet II (Defensive Quality Control), Kevin Patullo (Pass Game Specialist), Matt Raich (Special Defensive Assistant/Assistant Defensive Line), Tom Rathman (Running Backs), Frank Ross (Assistant Special Teams), Chris Strausser (Offensive Line), Alan Williams (Defensive Backs/Safeties)

**TITANS NUMERICAL ROSTER**

No.	Name	Pos.	Ht.	Wt.	Age	NFL Exp.	College	How Acquired
3	Stephen Gostkowski	K	6-1	215	36	15	Memphis	FA-20
5	Logan Woodside	QB	6-1	213	25	1	Toledo	FA-19
10	Adam Humphries	WR	5-11	195	27	6	Clemson	UFA-19 (TB)
11	A.J. Brown	WR	6-1	226	23	2	Mississippi	D2-19
13	Cameron Batson	WR	5-8	175	24	3	Texas Tech	FA-18
14	Kalif Raymond	WR	5-8	182	26	3	Holy Cross	FA-18
15	Nick Westbrook-Ikhine	WR	6-2	211	23	R	Indiana	FA-20
17	Ryan Tannehill	QB	6-4	217	32	9	Texas A&M	T-19 (MIA)
20	Senorise Perry	RB	6-0	210	29	6	Louisville	FA-20
21	Malcolm Butler	CB	5-11	190	30	7	West Alabama	UFA-18 (NE)
22	Derrick Henry	RB	6-3	247	26	5	Alabama	D2-16
24	Kenny Vaccaro	S	6-0	214	29	8	Texas	FA-18
25	Adoree' Jackson	CB	5-10	186	25	4	Southern California	D1-17
28	Jeremy McNichols	RB	5-9	205	24	1	Boise State	FA-20
30	Chris Milton	CB	5-11	190	28	5	Georgia Tech	W-19 (IND)
31	Kevin Byard	S	5-11	212	27	5	Middle Tennessee State	D3-16
33	Desmond King II	CB	5-10	201	25	4	Iowa	T-20 (LAC)
35	Chris Jackson	DB	5-10	193	22	R	Marshall	D7-20
37	Amani Hooker	DB	5-11	210	22	2	Iowa	D4-19
39	Breon Borders	CB	6-0	189	25	2	Duke	FA-20
41	Khari Blasingame	FB/RB	6-0	233	24	2	Vanderbilt	FA-19
44	Matt Orzech	LS	6-3	245	25	2	Azusa Pacific	FA-20
45	D'Onta Foreman	RB	6-1	236	24	3	Texas	FA-20
46	Joshua Kalu	DB	6-0	203	25	2	Nebraska	FA-18
49	Nick Dzubnar	LB	6-1	240	29	6	Cal Poly - San Luis Obispo	UFA-20 (LAC)
50	Derick Roberson	OLB	6-3	250	25	2	Sam Houston State	FA-19
54	Rashaan Evans	LB	6-2	232	25	3	Alabama	D1-18
56	Daren Bates	LB	5-11	225	30	8	Auburn	FA-20
58	Harold Landry III	OLB	6-2	252	24	3	Boston College	D2-18
60	Ben Jones	C	6-3	308	31	9	Georgia	UFA-16 (HOU)
62	Aaron Brewer	C	6-1	274	23	R	Texas State	FA-20
64	Nate Davis	OL	6-3	316	24	2	Charlotte	D3-19
71	Dennis Kelly	T	6-8	321	30	9	Purdue	T-16 (PHI)
72	David Quessenberry	OL	6-5	305	30	2	San Jose State	FA-18
75	Jamil Douglas	G/C	6-4	309	28	3	Arizona State	FA-18
76	Rodger Saffold III	G	6-5	325	32	11	Indiana	UFA-19 (LAR)
79	Isaiah Wilson	T	6-6	350	21	R	Georgia	D1-20
81	Jonnu Smith	TE	6-3	248	25	4	Florida International	D3-17
84	Corey Davis	WR	6-3	209	25	4	Western Michigan	D1-17
85	MyCole Pruitt	TE	6-2	245	28	5	Southern Illinois	FA-18
86	Anthony Firkser	TE	6-2	246	25	3	Harvard	FA-18
87	Geoff Swaim	TE	6-4	260	27	6	Texas	FA-20
90	DaQuan Jones	DL	6-4	322	28	7	Penn State	D4-14
91	Larrell Murchison	DL	6-2	297	23	R	North Carolina State	D5-20
92	Matt Dickerson	DE	6-5	292	25	3	UCLA	FA-18
93	Teair Tart	DT	6-2	304	23	R	Florida International	FA-20
94	Jack Crawford	DL	6-5	274	32	9	Penn State	UFA-20 (ATL)
98	Jeffery Simmons	DT	6-4	305	23	2	Mississippi State	D1-19

D - Draft; FA - Free Agent; RFA - Restricted Free Agent; T - Trade; UFA - Unrestricted Free Agent; W - Waivers

**2020 Coaching Staff**

**HEAD COACH:** Mike Vrabel

**ASSISTANTS:**

Arthur Smith (Offensive Coordinator), Craig Aukerman (Special Teams), Brian Bell (Strength and Conditioning Assistant), Scott Booker (Safeties), Shane Bowen (Outside Linebackers), Keith Carter (Offensive Line), Ryan Crow (Assistant Special Teams), Tony Dews (Running Backs), Todd Downing (Tight Ends), Matt Edwards (Defensive Assistant), Mondray Gee (Strength and Conditioning Assistant), Jim Haslett (Inside Linebackers), Chandler Henley (Quality Control), Zak Kuhr (Defensive Quality Control), Anthony Midget (Secondary), Rob Moore (Wide Receivers), Pat O'Hara (Quarterbacks), Frank Piraino (Strength and Conditioning), Luke Steckel (Offensive Assistant), Mike Sullivan (Assistant Offensive Line), Terrell Williams (Defensive Line)

**TITANS ALPHABETICAL**

No.	Name	Pos.
56	Bates, Daren	LB
13	Batson, Cameron	WR
41	Blasingame, Khari	FB/RB
39	Borders, Breon	CB
62	Brewer, Aaron	C
11	Brown, A.J.	WR
21	Butler, Malcolm	CB
31	Byard, Kevin	S
94	Crawford, Jack	DL
84	Davis, Corey	WR
64	Davis, Nate	OL
92	Dickerson, Matt	DE
75	Douglas, Jamil	G/C
49	Dzubnar, Nick	LB
54	Evans, Rashaan	LB
86	Firkser, Anthony	TE
45	Foreman, D'Onta	RB
3	Gostkowski, Stephen	K
22	Henry, Derrick	RB
37	Hooker, Amani	DB
10	Humphries, Adam	WR
25	Jackson, Adoree'	CB
35	Jackson, Chris	DB
60	Jones, Ben	C
90	Jones, DaQuan	DL
46	Kalu, Joshua	DB
71	Kelly, Dennis	T
33	King II, Desmond	CB
58	Landry III, Harold	OLB
28	McNichols, Jeremy	RB
30	Milton, Chris	CB
91	Murchison, Larrell	DL
44	Orzech, Matt	LS
20	Perry, Senorise	RB
85	Pruitt, MyCole	TE
72	Quessenberry, David	OL
14	Raymond, Kalif	WR
50	Roberson, Derick	OLB
76	Saffold III, Rodger	G
98	Simmons, Jeffery	DT
81	Smith, Jonnu	TE
87	Swaim, Geoff	TE
17	Tannehill, Ryan	QB
93	Tart, Teair	DT
24	Vaccaro, Kenny	S
15	Westbrook-Ikhine, Nick	WR
79	Wilson, Isaiah	T
5	Woodside, Logan	QB

**Practice Squad**

73	Adams, Paul	T
95	Brown, Miles	DL
53	Compton, Will	LB
83	Hesse, Parker	TE
16	Hollister, Cody	WR
89	Hudson, Tommy	TE
66	Kemp, Brandon	T
4	Kizer, DeShone	QB
52	Munyer, Daniel	C
47	Overton, Matt	LS
57	Ray, Wyatt	OLB
80	Rogers, Chester	WR
59	Skipper, Tuzer	OLB
2	Sloman, Sam	K



TENNESSEE  
**TITANS**

**LAST WEEK'S  
GAME CLIPS**

**HENRY BATTERS COLTS  
AS TITANS TAKE  
COMMAND OF AFC  
SOUTH**

***BY AP STAFF WRITERS  
ASSOCIATED PRESS  
NOVEMBER 29, 2020***

INDIANAPOLIS (AP) — Derrick Henry battered the NFL's second-stringiest defense for 140 yards and three touchdowns in the first half, finished with 178 yards and led the Tennessee Titans to a crucial 45-26 rout of the Indianapolis Colts on Sunday.

The win gives Tennessee (8-3) sole possession of the AFC South lead, a split in the two-game season series and a tiebreaking edge based on current division records of the teams. Henry also padded his lead as he chases a second straight rushing crown.

He has three straight 100-yard games and eight consecutive road games with 100 or more yards, tying former Titans running back Chris Johnson for the second-longest streak since the 1970 merger. Only Hall of Famer Barry Sanders (10 in 1996-97) had a longer streak.

Henry touched the ball on six of Tennessee's first 10 plays and capped the opening drive with a 12-yard scoring run.

After the Colts (7-4) tied the score at 7 with an 11-yard pass from Philip Rivers to Trey Burton, Ryan Tannehill hooked up with A.J. Brown on a 69-yard scoring play. When the Colts tied it again on Jacoby Brissett's 1-yard TD run, Henry went back to work.

He scored on a 1-yard run midway through the second quarter, added an 11-yard TD run to make it 28-14, and was used as a decoy on Tannehill's 1-yard TD run that gave Tennessee an insurmountable 35-14 halftime lead.

###



## **HENRY LEADS INTO AFC SOUTH LEAD WITH 45-26 OVER COLTS**

**BY MICHAEL MAROT  
ASSOCIATED PRESS  
NOVEMBER 29, 2020**

INDIANAPOLIS (AP) — Derrick Henry carried the Tennessee Titans into the AFC South lead Sunday.

Now the bruising back can focus on other daunting tasks, like clinching the division title and making another long playoff run.

Henry battered the NFL's second-stringiest defense by rushing for 178 yards and three touchdowns, leading the Titans to a 45-26 rout at Indianapolis.

"I just had to go out there and get north and south and finish runs and finish forward, get to the end zone," he said. "Credit to all those guys blocking. A lot of credit goes to them. I just had to go out and do my job and be efficient when I had the ball."

Don't mistake Henry's workmanlike demeanor for the significance of this victory.

Tennessee (8-3) now has sole possession of the division lead over Indy (7-4), a split in the two-game season series and the current tiebreaking edge based on the teams' division records.

Henry made all the difference in this one. He did the heavy lifting with 27 carries, breaking tackles, eluding defenders and occasionally dragging along those who tried to bring him down.

It was his third consecutive 100-yard game, his seventh this season and his eighth straight on the road, tying former Titans running back Chris Johnson for the second-longest streak since the 1970 merger. Only Hall of Famer Barry Sanders (10 in 1996-97) had a longer streak.

Henry also became the second player in franchise history with 10 TD runs in three straight seasons, joining Hall of Famer Earl Campbell.

With the Colts defense down three key starters — Pro Bowl defensive tackle DeForest Buckner, starting linebacker Bobby Okereke and defensive end Denico Autry — Henry set the tone quickly. He touched the ball six times in Tennessee's first 10 plays, including a 12-yard run for a 7-0 lead.

"We just we did not execute," Colts coach Frank Reich said. "In big games, it's about doing the little things right. We didn't do that. At times, we have done that right in the big games. We didn't do that today."

Indy tied the score with an 11-yard pass from Philip Rivers to Trey Burton, but Ryan Tannehill made it 14-7 with a 69-yard scoring pass to A.J. Brown. Indy answered with Jacoby Brissett's 1-yard TD run, and then Henry went back to work.

The NFL rushing leader scored on a 1-yard run midway through the second quarter, and then added an 11-yard TD run to make it 28-14. He played the perfect decoy to free Tannehill for a 1-yard TD run to give the Titans a 35-14 halftime lead.

Henry had 140 yards rushing at the break, and Indy never recovered.

"We like to establish the run game whether we're at home or away, and Derrick is consistent," Tannehill said after going 13 of 22 for 221 yards. "He does his thing no matter where we're at. He's a football player, and a really good one at that."

### **INJURY REPORT**

Titans: Left guard Rodger Saffold III (ankle) returned to the lineup as center Ben Jones and right tackle Dennis Kelly fought through knee injuries to play. David Quessenberry became the third left tackle to start for Tennessee, and the Titans defense didn't miss a beat

without linebacker Jayon Brown (elbow). Defensive backs Kenny Vaccaro and Amani Hooker were shaken up late.

Colts: In addition to losing Buckner and Autry (reserve/COVID-19) and Okereke (ankle), Indy played without center Ryan Kelly (neck) or running back Jonathan Taylor (COVID-19). Left tackle Anthony Castonzo hurt his knee in the second quarter and safety Khari Willis left with back and quad injuries in the second half. Neither returned.

### **STAT PACK**

Titans: It was Henry's 20th straight game with at least 20 carries, the league's second-longest streak since 1948. ... Henry has three 100-yard games against Indy since 2018 — the only three against the Colts during that span. ... Tennessee rushed for 230 yards and had a season-high scoring total. ... Brown became the fourth player in franchise history — the first since Drew Hill in 1988-89 — with eight TD receptions in consecutive years. He had four catches for 98 yards and returned an onside kick 42 yards for a score.

Colts: Indy allowed more points in the first half than in any full game previously this season. Their previous high was 32 by Cleveland. ... Rivers was 24 of 42 for 295 yards, two touchdowns and one interception in his 235th consecutive start. He's tied with Charles Woodson for ninth on the NFL's career starts list. ... T.Y. Hilton caught four passes for 81 yards and his first TD this season, becoming the sixth player in Colts history with 9,000 yards from scrimmage and the fourth with 9,000 yards receiving.

### **UP NEXT**

Titans: Tennessee hosts Cleveland next Sunday.

Colts: Indy begins a two-game road trip with a stop at Houston next Sunday.

## **DERRICK HENRY AND TITANS' LINE DELIVER RESOUNDING ANSWER TO COLTS**

**BY TURRON DAVENPORT  
ESPN  
NOVEMBER 29, 2020**

Tennessee Titans running back Derrick Henry and the offensive line set the tone in their 45-26 win over the Indianapolis Colts on Sunday in Indianapolis. The victory gives the Titans (8-3) a one-game lead over the Colts (7-4) in the race for the AFC South title.

The Titans' 45 points were the most allowed by the Colts at home in franchise history. It was the biggest points total by the Titans since Week 13 of 2008, when they scored 47 in a win over the Detroit Lions on Thanksgiving Day.

Henry finished with 178 rushing yards and scored three touchdowns. Henry's success typically comes in the second half, but on Sunday most of Henry's damage came in the first half, when he scored three touchdowns and picked up 140 yards on the ground.

It's the second time in Henry's career that he gained more than 100 rushing yards and three touchdowns in one half. He did it in Week 17 against the Houston Texans last season. The only other players to do so multiple times are Shaun Alexander and LaDainian Tomlinson.

Henry is the only player who has gained 100 yards or more on the ground against the Colts' defense since 2019. Henry has now done it three times, including 103 yards in a Week 10 loss to Indianapolis and a 149-yard performance in a 31-17 Week 14 win over the Colts last year.

Since the start of the 2019 season, Henry has an NFL-high 13 games with at least 100 yards rushing. Henry's 178 rushing yards Sunday were the most he's ever had against the Colts.

Henry has two games in his career with 200 or more rushing yards, both coming against AFC South division rivals -- a 238-yard outing against the Jacksonville Jaguars in Week 14 of 2018 and a 211-yard performance against the Texans in the season finale last season.

Although Henry fell short of 200 yards and making it a sweep of AFC South opponents, his 178-yard game was the third time he had at least 175 yards and three rushing touchdowns. It ties him with Adrian Peterson for the third-most in NFL history behind Tomlinson (4) and Jim Brown (5).

Describe the game in two words: Big payback. The Titans were looking to avenge a frustrating 34-17 loss to the Colts two weeks ago in Nashville. That was a physical matchup that was dominated by the Colts in the second half, but the Titans returned the favor Sunday.

Pivotal play: A.J. Brown came up big with a 69-yard touchdown to make the score 14-7. Brown caught a 10-yard pass from Ryan Tannehill and took it 59 yards for the score.

Bold prediction for next week: Henry will follow up his 178-yard rushing performance by picking up at least 150 yards on the ground for the third consecutive game, this time against the Cleveland Browns.

###

## **DERRICK HENRY PLOWS THROUGH COLTS**

**THE TENNESSEE TITANS WORKHORSE RUNNING BACK RUMBLED FOR 178 YARDS, INCLUDING 140 YARDS AND THREE TOUCHDOWNS IN THE FIRST HALF, IN SUNDAY'S 45-26 ROAD ROUT OF THE INDIANAPOLIS COLTS. THE TITANS SEIZED FIRST PLACE IN THE AFC SOUTH DIVISION.**

***BY PHILLIP B. WILSON  
SPORTS ILLUSTRATED  
NOVEMBER 29, 2020***

INDIANAPOLIS — In the simplest of obvious assessments, an Indianapolis Colts defense missing three key starters was no match for Tennessee Titans workhorse running back Derrick Henry on Sunday.

The NFL's rushing leader gashed the short-handed Colts for 178 yards, including 140 and three touchdowns in the first half, as the Titans avenged a previous loss to their AFC South Division rivals with a 45-26 road romp at Lucas Oil Stadium.

The 2019 rushing champion bumped his 2020 run total to 1,257, and the fifth-year star has 12 rush TDs.

Tennessee Titans running back Derrick Henry stiff-arms past Indianapolis Colts defensive tackle Taylor Stallworth in Sunday's road win at Lucas Oil Stadium. Henry scored three rushing TDs in the first half.

The Titans (8-3) took a one-game division lead on the Colts (7-4), whose No. 2-ranked defense was missing defensive tackle DeForest Buckner, defensive end/tackle Denico Autry, and outside linebacker Bobby Okereke.

And those absences, particularly Buckner in the middle of that D-

line, were quite apparent from the outset.

The Titans drove 75 yards on back-to-back scoring drives, which the Colts answered, but the visitors kept coming. Henry's second TD on a 1-yard rush, made possible by a pair of third-down penalties by cornerback Rock Ya-Sin including illegal hands to the face that negated a sack, provided a 21-14 lead.

Henry powered through for an 11-yard TD rush to make it 28-14 with 1:41 remaining in the second quarter. It was his 12th rushing score of the year.

After a Colts three-and-out, the Titans converted a fourth-and-four play as quarterback Ryan Tannehill hit Corey Davis, who made a sliding catch for a 37-yard pass play. Tannehill scored on a 1-yard keeper on the next play to push the lead to 35-14 with 20 seconds remaining before halftime.

What made the Titans' performance more impressive is the fact that their offensive line was missing three starters and a 25th-ranked defense lost leading tackler Jayon Brown for the season last week.

The Colts were without five starters overall — Buckner, Autry, and running back Jonathan Taylor are on the reserve/COVID-19 list. Buckner, who was put on that inactive list on Wednesday, tweeted a message to teammates before the game.

The Colts have won 20 of 25 in the series, but the Titans have won three of the past four on the road at Lucas Oil Stadium.

The visitors announced their presence before the game as the Titans congregated at midfield on the Colts helmet logo.

The motivational moment was reminiscent of last week, when the Titans did the same on the Baltimore Ravens logo at midfield. That angered Ravens head coach John Harbaugh, who refused to shake hands with Titans head coach Mike

Vrabel after the Titans' 30-24 overtime victory.

Just like the last time these teams met 17 days ago in Nashville, Tenn., the Titans scored on their opening drive, 75 yards in 10 plays, the last a Henry 12-yard rush on the right side. Tannehill actually threw a pass to Henry, but because it was backward, the score was ruled a rushing play and Henry's 10th rushing touchdown of the season.

The Colts rallied from a 17-13 halftime deficit with 21 second-half points, including a blocked punt TD return, for a 34-17 win on Thursday Night Football.

This time, the Colts responded with a 75-yard scoring drive which required 12 plays and culminated in a Rivers 12-yard TD pass to tight end Trey Burton.

The Titans quickly answered as Tannehill threw a 69-yard TD pass to wide receiver A.J. Brown for a 14-7 lead, but the Colts countered to tie the game at 14 as Rivers completed 19-yard passes to Burton and Nyheim Hines, and backup quarterback Jacoby Brissett scored from 1 yard out.

Each of the first four touchdown scoring drives covered 75 yards.

The Colts suffered another injury to a key position as 10th-year veteran offensive left tackle Anthony Castonzo exited in the second quarter with a knee injury and didn't return.

###



## TITANS 45, COLTS 26: WHAT WE LEARNED

**BY DAVID BOCLAIR**  
**SPORTS ILLUSTRATED**  
**NOVEMBER 29, 2020**

The Tennessee Titans started fast and did not stop.

They scored touchdowns on their first two offensive possessions and eventually pulled away to a 45-26 victory over the Indianapolis Colts on Sunday at Lucas Oil Stadium. The victory gave them a leg up in the AFC South and showcased their power running game led by Derrick Henry. Tennessee had more than a 4:1 edge in rushing yards, 229-56, and Henry scored three rushing touchdowns, all before halftime.

“When you can run the ball for what we did and hold them to what we did, that’s the difference in the football game,” coach Mike Vrabel said. “That’s how you define physicality.”

The fact that the more physical team won is hardly enlightening.

Here are some things we did learn Sunday:

- The road to the top of the AFC South runs through Nashville: The Titans (8-3) took sole possession of first place in the division and established themselves as the team to beat over the remaining five weeks.

Not only do they now have a split with Indianapolis in the season series (7-4), they have a better conference record which is the next tiebreaker criterium. Tennessee is 6-3 against the rest of the AFC while the Colts are 3-4 with nothing but AFC opponents remaining on their schedule.

The Titans went 3-3 against the division in each of their first two seasons under Vrabel, but for the second year in a row they have beaten each of the other three AFC South teams once. In 2019, Tennessee lost the first meeting with all three (Indianapolis, Jacksonville

and Houston) but responded with victories in the rematch.

Now, it has the opportunity to go 5-1 and firmly establish itself as the class of the field.

“You’ve got to play your best ball at the back end of the season, man,” inside linebacker Rashaan Evans said. “I feel like that was the biggest thing for us. The number one thing is for us to do the little things that we’re doing, stay healthy and just play on all three phases, man. Play really good football and I think we’ll be alright.”

- Imitation leads to inspiration: As part of the preparation for the Week 11 victory at Baltimore, the Titans used wide receiver Cameron Batson at quarterback on the scout team to mimic the designed runs by Ravens quarterback Lamar Jackson. Apparently, that gave somebody an idea.

With 1:52 to play in the first half, on third-and-1 from the Indianapolis 16, Batson lined up in the backfield, took a direct snap from center and ran the ball to the right. He gained five yards, moved the chains and set up Derrick Henry’s third touchdown of the day, an 11-yard run on the next play. That score gave the Titans a 14-point lead (28-14) for the first time and allowed them to start to pull away.

Batson had two rushes for 15 yards coming into the contest. Both of those were on jet sweep actions when he took handoffs from Ryan Tannehill. This one gave opposing defenses in the coming weeks one more thing to consider when preparing for Tennessee.

“It was hard-fought the whole way,” safety Kenny Vaccaro said. “Offense, defense kind of came together. We did what we needed to do.”

Including at least one thing they had not done.

- Knowledge is power? Try points: With touchdowns on their first two

possessions, the Titans built a 14-7 lead at the end of the first quarter.

It was their third game this season with 14 points in the first quarter. The other two were against Jacksonville in Week 2 and against Houston in Week 6. That means they completed the trifecta against their AFC South opponents.

“There’s still some plays we’d like to have back and do a little better,” quarterback Ryan Tannehill said. “Happy with the way we came out and played the first half ... and did what we needed to do in the second half.”

When you know an opponent well, you can craft a plan and expect that you won’t see something that will force you to deviate dramatically from that plan.

If the plan works, it can have an immediate impact. That is what has happened in three of four division games this season and bodes well for upcoming contests at Jacksonville (Dec. 13) and Houston (Jan. 3).

- Knowledge is power? Try yards: Henry rushed for 178 yards on 27 carries, which made it his second-best performance of the season in terms of yards and yards per carry (6.6).

Henry now has rushed for 150 yards or more seven times in his NFL career. Five of them have come against AFC South opponents. He had done it twice each against Jacksonville and Houston. Now, he has completed the trifecta with one against Indianapolis. His previous high against the Colts was 149 yards on Dec. 1, 2019, which was the last time he played at Lucas Oil Stadium and the start of a streak of eight straight road games in which he has rushed for 100 yards or more. That is tied for the NFL’s second longest such streak over the past 60 years.

In this case, maybe it is not that Henry knows what he faces in the division rivals. It could be that those defenses know all too well what is coming and their enthusiasm about

trying to stop it pales in comparison to teams that don't see it nearly as often.

“We've talked about it, they have the best rushing attack in the NFL, the best back in the NFL,” Colts coach Frank Reich said. “We knew it would be a challenge. I thought we handled it better in the second half, but we have to play better team defense for 60 minutes.”

###

## **TITANS DOMINATE COLTS TO TAKE AFC SOUTH LEAD**

**BY TERRY MCCORMICK  
TITAN INSIDER  
NOVEMBER 29, 2020**

INDIANAPOLIS \_ There is a sign in the back of one of the end zones in Lucas Oil Stadium that says "It takes all of us."

That was certainly the case for the Tennessee Titans, who took control of Sunday's 45-26 victory over the Indianapolis Colts, getting production in all three phases of the game to roll past their division rival.

Derrick Henry and the offensive line took center stage, as Henry rolled up 178 yards and three scores, including 140 of that in a 35-point Titans first half.

But the defense settled down after a shaky start and forced Colts punts on four straight possessions in the first half to lead to a blowout win.

Special teams, which had faltered in the first meeting 17 days ago in Nashville, was steady and even chipped in a score of its own late when receiver A.J. Brown returned a Colts inside kick 42 yards for Tennessee's final score.

"It was a combination of a lot of things, playing complementary football, playing better and coaching better. When you can run the football for what we did, and hold them to what we did, that's the difference," Titans coach Mike Vrabel said.

In all, the Titans ran the football for 45 times for 229 yards, with Henry doing the lion's share of the work. The much-maligned defense

As a result of Sunday's dominance by the Titans, Tennessee moves back into first place alone in the AFC South at 8-3 with a date at home with the Cleveland Browns upcoming on Sunday. The Colts fall to 7-4 and face the Houston Texans next week.

The Titans scored on their opening drive, going 75 yards in 10 plays with Henry rushing for 42 yards and a 12-yard TD on the march. Ryan Tannehill was 4 of 4 on the drive for 31 yards.

Indianapolis matched that drive with a touchdown of its own, and after Tennessee regained the lead on a 69-yard TD pass from Tannehill to A.J. Brown, the Colts answered again early in the second period to make the score 14-all.

From there, however, the Titans took control, scoring three times more in the first half to take a 35-14 edge. Two drives ended with Henry TD runs of 1 yard and 11 yards.

"It was a complete first half for us. There are some plays we'd like to have back, but I'm happy with the way we played the first half and took advantage of some situations," said Tannehill, who finished the day 13 of 22 for 221 yards and a touchdown.

The key play call that put the game out of reach came with 31 second to play and the Titans facing fourth-and-4 at the Colts 38, up 28-14. The punting unit was on the field but Vrabel called timeout and sent the offense back into the game. The result was Tannehill hitting Corey Davis on a post pattern for 37 yards to the Colts' 1. From there, Tannehill called his own number and scored from a yard out to give the Titans a three touchdown edge heading to halftime.

"We came off the field and we reassessed. I was excited to get back in there and take advantage of the situation," Tannehill said of the play. Tight end Anthony Firkser was the first read on the play, but he was covered, forcing the quarterback to look to Davis.

"They did a good job of covering Firk on the play, and I saw Corey out of the corner of my eye and was able to kind of reset. It was a heck of a catch by Corey. Corey made a huge play to get us inside the 1," Tannehill said.

Vrabel said the way the Titans defense was playing and the confidence in the offense led to him changing his mind about punting.

"I felt like it was an opportunity to continue the drive. They didn't have any timeouts and I thought the way that our defense was playing, and also just the confidence that I had in our offense, I wanted to make sure we were all on the same page," Vrabel said.

It proved to be a dagger of a score, turning the game into a rout. In the second half, the Titans needed only to hold serve, adding a 49-yard field goal from Stephen Gostkowski, and finally getting the 42-yard inside kick return for a score by Brown that finished off the game in the final minutes.

###



## **TITANS POSITION THEMSELVES TO WIN DIVISION**

**BY TERRY MCCORMICK  
TITANSIDER  
NOVEMBER 29, 2020**

Two weeks ago after the Tennessee Titans lost convincingly to the Indianapolis Colts at home, it left them with a 6-3 record.

Not bad, but the Titans were one of six teams in the AFC at that time with that mark, and because of tiebreakers and such, Tennessee was ranked ninth out of the 16 teams in the conference and on the outside looking in.

Fast forward two weeks, and suddenly the Titans find themselves at a place they have not been in quite a long time – in control of their destiny, not only to reach the playoffs, but to win the AFC South perhaps for the first time in 12 years.

Sunday's 45-26 thrashing of those same Colts at Lucas Oil Stadium not only improved the Titans to 8-3 and into sole possession of the division lead, it shows some of the make up of the team.

After that loss to the Colts, the Titans were not only in a funk where they had lost three of their past four games following a 5-0 start, they were also heading into one of the toughest parts of their schedule – with road games at Baltimore and Indianapolis, followed by a home game next Sunday against the suddenly contending Cleveland Browns.

So, the Titans have gone back to what they do best in this stretch. On offense, they have been running the football with Derrick Henry, who bested his 133 yards against Baltimore with a 178-yard, three TD effort in Indianapolis. They have also mixed in big plays in the passing game, and the defense and special teams have stopped giving away games with critical errors and missed assignments.

That formula is what won games for the Titans a year ago, helping them recover from a 2-4 start and going all the way to the AFC Championship Game in 2019. And it appears to be the formula they must use again if they want to again make a deep run through the postseason.

Asked about the mindset of the Titans following two critical road victories, Henry was very succinct.

“Finishing with a W. I don't think it's too much to think about. Play solid football and finish. Start fast and finish strong and end with a W,” Henry said.

Coach Mike Vrabel laid out the challenge ahead of the Titans, and emphasized the importance of starting fast – as they had done the first matchup with the Colts, but also to finish the job. In the first meeting, a 17-14 Titans halftime lead, quickly disintegrated in an avalanche of mistakes, allowing Indy to claim a 34-17 win.

“We were playing on the road and we knew it was a tough place to play. We played them 17 days ago, and we knew it was going to be a challenge to start fast and finish,” Vrabel said.

There would be no such collapse after a fast start on Sunday though. Vrabel saw to that when he changed his mind in the final 31 seconds of the first half, facing a fourth-down-and-4 at the Colts 38.

He had initially sent the punting unit on with a 14-point lead and about a half minute to go before halftime. Then, he called timeout, changed his mind, and rolled the dice, coming up with a 37-yard pass from Ryan Tannehill to Corey Davis that gave the Titans first-and-goal at the 1. One play later, the Titans were in the end zone with their fifth touchdown of the half and on their way to a convincing win that swings the AFC South race back in their favor.

“I felt like it was an opportunity to continue the drive. They didn't have any timeouts and I thought the way

that our defense was playing, and also just the confidence that I had in our offense, I wanted to make sure we were all on the same page,” Vrabel said.

What it added up to is that the Titans now head into the final five games of the season in command of their destiny and playing solid football against contending teams. But they will not take anything for granted with five weeks to go.

“To be honest, it's not in our hands yet. It's a week-to-week league. Anything can happen and anybody can beat anybody,” said receiver A.J. Brown, who had two touchdowns on Sunday.

###

## **TITANS RACE PAST COLTS 45-26, TAKE LEAD IN AFC SOUTH**

**BY JIM WYATT  
TENNESSEE TITANS  
NOVEMBER 29, 2020**

INDIANAPOLIS – The Titans showed up at Lucas Oil Stadium on Sunday and treated fans to their own version of the Indy 500 by racing past the Colts.

As a result, the road to the AFC South title has taken a detour through Nashville.

The Titans scored at a fast and furious pace early against the Colts and sped away with a 45-26 win -- and a spot alone atop the division with five games left to play in December. They looked like a racecar in the process, even with a giant Hummer, or hammer, in the backfield.

And after a shaky start, the defense played with some swagger, and success.

"It was a big win for us," Titans quarterback Ryan Tannehill said. "We knew coming in it was going to be a tough game – we have a ton of respect for (the Colts). We knew we were going to have to come out and start fast and be able to finish strong. Being able to start the way we did was huge, and we did enough down the stretch to be able to pull it off."

It's been quite the turnaround for the Titans, who appeared stuck in neutral following a November 12 loss to the Colts at Nissan Stadium. But the Titans have looked like a different team since, with back-to-back road wins at Baltimore and Indianapolis.

Did someone say, 'All gas, no brakes?'

OK, maybe not.

Nonetheless, the Titans improved to 8-3 with the win, while the Colts dropped to 7-4.

"We were playing for first place, and we were going on the road," Titans coach Mike Vrabel said. "We knew it was a tough place to play. We played them 17 days ago and we knew it was going to be a challenge. I'm just proud of the way our guys finished.

"I think it was a combination of a lot of things – playing complementary football, playing better, coaching better."

Titans running back Derrick Henry ran for 140 yards and three touchdowns in the first half, and he finished the game with 178 yards on 27 carries. It was Henry's eighth straight road game with 100-plus rushing yards, which tied him with former Titans running back Chris Johnson for the second-longest streak since the 1970 merger.

Henry was a bruiser once again, one week after running for 133 yards and the game-winning touchdown at Baltimore. Henry leads the NFL with 1,257 rushing yards, and 12 touchdowns.

"I think we focused on what we could do as a team," said Henry, who scored on runs of one, 11 and 12 yards. "Being physical, finishing drives, getting off the field on third down as a defense ... and (doing well) on special teams, just playing an overall game, a great game, in all three phases. I feel like we did that today."

Tannehill engineered one drive after the next at the start, as the Titans scored 35 points in the first half with an offensive explosion. Tannehill completed 13-of-22 passes for 221 yards and a touchdown in the contest, and he also ran for a score as the Titans built a comfortable lead.

The Titans scored on their opening possession on a 12-yard touchdown pass from Tannehill to Henry, which capped a 10-play, 75-yard drive that featured an efficient Tannehill and a productive Henry.

After the Colts answered back with a an 11-yard touchdown pass from quarterback Philip Rivers to tight end Trey Burton, the Titans got on the board again with a quick strike – a 69-yard touchdown pass from Tannehill to receiver A.J. Brown, which gave the Titans a 14-7 lead with nine seconds left in the first quarter. Brown caught a pass across the middle from Tannehill, and then he outraced several Colts defenders into the end zone.

"Whenever I've got the ball in my hands I am trying to score – that is my mindset," said Brown, who finished the contest with four catches for 98 yards. "And (make sure) not get tackled inside the 10."

After the Colts answered back with a one-yard touchdown run by quarterback Jacoby Brissett to tie the game at 14-14, the Titans just kept on coming.

Henry scored again on a one-yard touchdown run to make it 21-14, and then Henry scored again on an 11-yard touchdown run.

Smelling blood, the Titans kept their foot on the gas. A fourth-down throw from Tannehill to Davis put the ball at the Indianapolis one-yard line, and Tannehill ran it in for another touchdown, capping it off with a finger roll, and the Titans led 35-14 at halftime.

The Titans extended the lead to 38-14 late in the third quarter on a 49-yard field goal by kicker Stephen Gostkowski before the Colts added a pair of fourth quarter touchdowns -- a one-yard run by Brissett, and a pass from Rivers to receiver T.Y. Hilton – to make it 38-26.

Brown capped off the scoring when he returned an onsides kick 42 yards for a touchdown with 2:29 left.

The Titans return to action next Sunday against the Browns at Nissan Stadium.

"At 6 and 3, I don't think we were down and out," Titans safety Kenny Vaccaro said. "But at the same time, we knew we had to play better if we

wanted to separate ourselves from the pack. If we wanted to be a contending team, we couldn't play like we had played. Obviously now we have won two (in a row), two great wins. But we have to keep building and keep building, that way we improve into December and hopefully we're in the playoffs."

###



## NFL TODAY, WEEK 12

**BY AP STAFF WRITER  
ASSOCIATED PRESS  
NOVEMBER 30, 2020**

### STARS

#### Rushing

— Derrick Henry, Titans, battered the NFL's second-stingiest defense for 140 yards and three touchdowns in the first half, finished with 178 yards and led the Titans to a 45-26 romp at Indianapolis.

### LET DERRICK DO IT

Derrick Henry battered the NFL's second-stingiest defense for 140 yards and three touchdowns in the first half, finished with 178 yards and led the Titans to a 45-26 romp at Indianapolis. He has three straight 100-yard games and eight consecutive road games with 100 or more yards, tying former Titans running back Chris Johnson for the second-longest streak since the 1970 merger. Only Hall of Famer Barry Sanders (10 in 1996-97) had a longer streak. Henry finished with 27 carries, his 20th consecutive game with 20 or more, the NFL's second-longest streak since 1948. Emmitt Smith set the record at 23 straight. Henry also is the only player since 2018 to top the 100-yard mark against the Colts — and he's done it three times.

###

## **MATT STAFFORD TRADE DESTINATIONS, WHERE THE LIONS QB COULD FINISH OUT HIS CAREER**

**BY MIKE SANDO  
THE ATHLETIC  
NOVEMBER 30, 2020**

6. Cook Index: Titans run all over  
Colts early

The Cook Index measures how frequently teams pass on early downs in the first 28 minutes of games, before time remaining and score differential influence play calling. Teams that lean toward the pass are letting their quarterbacks cook.

Week 12

High: Kansas City Chiefs, 83  
percent pass (25 pass, five rush)

Low: Denver Broncos, 14 percent  
pass (two pass, 12 rush)

Average: 53 percent pass

The Indianapolis Colts have built a talented offensive line. They traded up in the 2020 draft to select 226-pound running back Jonathan Taylor from Notre Dame. All told, the Colts would love to maul opponents the way the AFC South-rival Tennessee Titans mauled them Sunday at Lucas Oil Stadium. Let Ryan Tannehill cook? Why?

The Titans scored touchdowns on five of six first-half possessions during their 45-26 domination of the Colts. They scored all those early touchdowns without the benefit of a Colts turnover, on drives that started at the Titans' 31-yard line on average. They did it with a heavily run-oriented plan against a depleted Indy front.

The performance was in character for Tennessee, which ranks 31st on the Cook Index for the season at 42 percent, ahead of only New England. The Titans were at just 38 percent pass against the Colts, rushing on 18 of 29 plays on early downs in the first 28 minutes. They

still produced 15.6 offensive EPA on those plays, the best production for any team in the league this season. The Titans ran it 18 times for 144 yards and two scores on early downs in the first 28. Their 83 percent success rate on those rushes tied a franchise best since 2000. Tennessee produced 10.4 of that 15.6 early EPA on the ground, a figure that ranks ninth in the league for any game since 2000, counting playoffs.

Indy has been most improved this season on defense and special teams, but that was not the case Sunday. Indy finished the game with minus-29.1 combined EPA on defense and special teams, worst for the Colts in a game since 2013. This was probably a one-game aberration, but a costly one, as Tennessee now has the inside track on winning the division.

###

**REXRODE: MIKE  
VRABEL'S TITANS HOLD  
GRUDGES, HAVE AFC  
SOUTH BACK IN THEIR  
HANDS**

**BY JOE REXRODE  
THE ATHLETIC  
NOVEMBER 29, 2020**

Be Mike Vrabel for a moment. Your team is up 28-14, having scored touchdowns on four of five possessions, doing whatever it wants against the Indianapolis Colts.

You're at their 38-yard line, 31 seconds left in the half, facing a fourth-and-4. You've supported Stephen Gostkowski all year, but that's a 55-yard try that, if he misses, sets the Colts up near midfield with a prime opportunity for points. Which means a shot at "doubling up" because they get the ball to start the second half. That 28-14 lead can be 28-24 in no time.

Going for it, and not getting it, also gives them a great shot at points. And it opens the door for second-guessing if you don't get it and this game goes the other way — which is never a factor in a decision, of course, but is something that bothers the hell out of you after the fact. That's obvious to anyone who has been around you at all in your three-season tenure.

You're punting. This basically ensures 28-14 at the break, especially with banged-up punting ace Brett Kern back on the field and placing footballs deep in opposing territory like Phil Mickelson with a pitching wedge. You send the punt team out. And then, with 17 seconds on the shot clock, you call timeout. This is where you destroy the opponent, by going against your first instinct and opting for the aggression that usually guides your decisions.

There's plenty to take out of the Titans' 45-26 thrashing of the Colts on Sunday at Lucas Oil Stadium in front of 12,464 mostly disappointed people, such as the fact that the

Titans (8-3) have the AFC South edge again on the Colts (7-4).

There's the way the Titans have responded, with two road wins over good teams, since the special teams-gaffe-fueled 34-17 loss to the Colts on Nov. 12 at home. There's the dominance of Derrick Henry (27 carries, 178 yards, three touchdowns) and his remade offensive line. The resumed excellence of Ryan Tannehill (13-for-22, 221 yards, one touchdown, no interceptions). The 69-yard catch-and-score from A.J. Brown, who atoned for his rare clunker in the first meeting. The defensive effort that got after Philip Rivers this time around, picking him off once and nearly twice more, holding the Colts to 54 net yards on seven straight possessions from the second quarter to the fourth, allowing a laughter to unfold.

"I think they did ramp up the pressure and pressured a heck of a lot more than in the first outing," Rivers said after throwing for 295 yards, a lot of it in garbage time, and two touchdowns. "Was it in correspondence to injuries up front? I don't know."

The injuries are a key part of the story, too, no doubt, which is no surprise in November in the NFL. Add in COVID-19 and you get the Colts missing the centerpiece of their defense, DeForest Buckner, along with pass rusher Denico Autry and rookie running back Jonathan Taylor. They also didn't have linebacker Bobby Okereke (ankle) or center Ryan Kelly (neck), and lost left tackle Anthony Costanzo to a knee injury.

That's serious. Of course, in two meetings the Colts never saw the Titans' top cornerback (Adoree' Jackson, knee), star left tackle (Taylor Lewan, season-ending ACL tear) or slippery slot receiver (Adam Humphries, concussion). The Titans didn't have Jadeveon Clowney (knee) in this one. This was their first full game without linebacker Jayon Brown (elbow) and with cancer survivor David Quessenberry making his first start

at left tackle, filling in for injured second-stringer Ty Sambrailo (leg). That's serious, too.

"Give the Titans credit," Colts coach Frank Reich said, shrugging off a series of injury questions. "They came in here with something to prove, and they did that."

And that was the moment. The quick change of mind for Vrabel, the decision to grab the shovel to bury the Colts, even though it could have clunked him on the head.

"That says he's got confidence in us to convert," Henry said.

"I felt like it was an opportunity to continue the drive," Vrabel said afterward. "They didn't have any timeouts. I thought the way that our defense was playing and also just the confidence that I have in our offense, I just wanted to make sure we were all on the same page."

So the offense trotted back onto the field. At first it looked like the Titans might just be trying to draw the Colts offside. Tannehill did some hard counting and the play clock got to 6 seconds. And then he got the snap. He wanted Anthony Firkser out of a stack formation on the right side, but the Colts took it away. He quickly shifted his eyes to Corey Davis shaking cornerback T.J. Carrie on a post route.

"I was excited to have the opportunity to get it there," Tannehill said of the Vrabel reversal. "I knew we could take advantage of that situation. They did a good job of covering Firk on the outside. I saw Corey out of the corner of my eye and was able to kind of reset and get it to him. It was really a heck of a catch by Corey. I wasn't sure where that safety was at, so I didn't quite get enough on it. But Corey made a huge play there, not only catching it, but being able to get up and get us down (to the 1-yard line)."

The safety, Julian Blackmon, was late. Davis, one of the great stories of this 2020 Titans team, had to gather the ball an inch from the



ground and got himself near the goal line. Tannehill faked to Henry and finger-rolled it into the end zone. The Colts were done. The Titans, after scoring five touchdowns in six first-half possessions, were back on the path toward challenging the best in the AFC.

“We beat the Ravens and the Colts on the road back-to-back weeks — I think that’s a start in the right direction,” said Vrabel, whose team also saw Gostkowski hit his only try, from 49; its maligned third-down defense allow just five conversions on 13 tries; and its even-more-maligned rookie first-round pick, offensive tackle Isaiah Wilson, see his first (brief) action of the season.

This was satisfying for the Titans. Satisfying for Vrabel. I asked him about the fourth-down play and the effectiveness of trying to make it look like a hard count to lull a defense to sleep. His response may have been confusing to some.

“Well, we had had a double-reverse call with Brett (Kern) but I figured with him coming back from the IR and the risk that we probably shouldn’t do it,” Vrabel said. “So (coordinator of football development John Streicher) told me to call a timeout and just throw it to Corey.”

The “double reverse to Brett Kern” is a line I’ve written and said on the air, sarcastically, in reference to the most egregious of Vrabel’s in-game decisions last season, a fake field goal with Kern running on which he was leveled by Tampa Bay linebacker Devin White — so hard that he fumbled, which the officials missed or it likely would have cost the Titans the game. Lewan joked after the game that he thought Kern was “dead.” Vrabel was testy in the face of the second-guessers.

And now we know he can hold a grudge for a long time, and we should all be here for it. The Colts felt some Vrabel wrath on Sunday, too. Just imagine how riled up he and his team will be if they ever get a rematch of the AFC

Championship Game with the Chiefs. That sounds less silly than it would have two weeks ago.

###

## **GLENNON'S 10 TAKEAWAYS ON TITANS, WHO TAKE AFC SOUTH LEAD WITH SECOND STRAIGHT ROAD UPSET**

**BY JOHN GLENNON  
THE ATHLETIC  
NOVEMBER 29, 2020**

In the darkness following the Titans' lopsided Thursday-night loss to Indianapolis earlier this month, the path to the playoffs appeared to be a dim one.

The Titans had lost two straight games, three of their last four and had been convincingly thumped – at home – by the Colts, their greatest AFC South rival.

Gone was the momentum of a 5-0 start, replaced with the creeping anxiety that – in this year of so many competitive AFC teams – a postseason berth might be fast slipping away. The fact that the Titans' next two games were on the road – against a Baltimore team bent on revenge and that same Indianapolis squad – did not lend itself to great confidence either.

So hand it to the Titans, who, just 17 days after falling flat on national television, have turned their season completely back around, earning upset victories in both Baltimore and Indianapolis. How do you like them now? In dropping a combined 75 points on two of the best defenses in the NFL – though the Colts were hampered mightily by the loss of DeForest Buckner and Denico Autry – the Titans have done more than just right the ship.

They've seized control of their playoff destiny, to the extent that the forecasting website fivethirtyeight.com gives them an 87 percent chance of winning the AFC South, and a 97 percent chance of making the postseason.

With five weeks left in the regular season, the Titans have their playoff destiny in their own hands – the ability to host a playoff game for the first time since 2008 a very real

possibility. They not only hold a one-game lead over the Colts (7-4) in the AFC South, but hold a decided edge in the divisional-record tiebreaker, with a 3-1 record compared to Indianapolis' 1-2 mark.

"It's always tough to win on the road," Titans wide receiver A.J. Brown said of the back-to-back victories. "It definitely says a lot, though, but we know that's not what we are trying to do. We still have a long road ahead."

Added Titans coach Mike Vrabel: "We beat the Ravens and Colts on the road back-to-back weeks, so I think that's a step in the right direction. We have to continue to build on that, come back home and prepare for a new opponent, a very good opponent with a lot of weapons."

Here are nine other takeaways from the game:

The next five games — So what do the schedules look like for the Titans and the Colts as they head into the final five contests of the season?

The Titans host Cleveland, travel to Jacksonville, host Detroit, travel to Green Bay and travel to Houston. The Colts travel to Houston, travel to Las Vegas, host Houston, travel to Pittsburgh and host Jacksonville.

So at first glance, I'd guess the Titans will be favored in four of their final contests – every game except at the Packers – and the Colts will be favored in each of their games except for Pittsburgh. Las Vegas might be a toss-up since it will be a road game for the Colts, but the Raiders laid a huge egg on Sunday and appear to be melting down as the season continues.

The Texans are a team that could obviously play a huge role in which team wins the AFC South, as they have one game left against the Titans and two against the Colts. Houston has won two straight games and three of its last four after starting the season 1-6.

And remember, the Titans needed overtime to defeat the Texans at Nissan Stadium earlier this season.

Another monster YAC sighting — The kind of play Titans wide receiver A.J. Brown made late in the first quarter – catching a medium-range pass over the middle and turning it into a long-range touchdown – is almost becoming commonplace for the second-year wide receiver.

It wasn't so long ago he did the exact same thing against Pittsburgh, turning a simple crossing route into a 73-yard touchdown pass.

Per the NFL's Next Gen Stats, 60 of Brown's 69 yards on the touchdown catch against Indianapolis came after the catch – which was 42 yards above what was expected on the play. Brown is now averaging 7.8 yards after the catch per reception, which is tied for first in the NFL.

If you want to take the numbers to the next level, Brown is averaging an NFL-high 4.1 yards after the catch greater than expected this season.

"He's making it look extremely easy," Titans quarterback Ryan Tannehill said of Brown. "Obviously, it's a difficult thing to do, but coach Vrabel says it all the time, 'Pros make the hard look easy.' And that's what A.J. does.

"We had pressure there off the right side. I was hot, (guard Nate Davis) did a good job of slowing the rushers down just enough for me to be able to get that pass off. I got it to A.J. and he obviously did the rest. We know what kind of weapon A.J. is any time he has the ball in his hands and he showed it again today."

We're not sure what to term Brown's second touchdown – which was a 42-yard return of the Colts' onside-kick attempt near the end of the game – when it comes to yards after the catch. But Brown said afterward he'd joked about scoring on the play before the kick.

King of the Road — One thing the Titans have learned they can count on in virtually every road contest: a strong performance by running back Derrick Henry.

Not that Henry's a slouch at home, of course. But he's been especially overpowering on the road over the past couple of seasons. His 27 carries for 178 yards and three touchdowns against the Colts marked the eighth straight contest in which Henry ran for more than 100 yards.

The streak began last year in Indy, when Henry carried 26 times for 149 yards. Since then, Henry's posted: 18 carries for 103 yards at Oakland, 32 carries for 211 yards at Houston, 31 carries for 116 yards at Denver, 26 carries for 119 yards at Minnesota, 18 carries for 112 yards at Cincinnati, and Sunday's 178-yard total against the Colts.

How nice is that to have as a foundation for the offense?

"Well, it's huge," Tannehill said. "Obviously, everyone kind of knows the way we like to play. We like to establish the run game wherever we're at — home or away, and Derrick is consistent. He does his thing no matter where we're at. He's a football player and a really good one at that. It's important to us and we want to keep it rolling."

Henry simply trampled the Colts' depleted defensive line in the first half, carrying 17 times for 140 yards and three touchdowns.

"It was rough in the first half," Colts coach Frank Reich said. "They obviously — we've talked about it, they have the best rushing attack in the NFL, the best back in the NFL. We knew it would be a challenge. I thought we handled it better in the second half, but we have to play better team defense for 60 minutes."

Feeling the heat — In the earlier meeting between the Colts and Titans, Indianapolis quarterback Philip Rivers carved up Tennessee's defense, going 29-for-39 for 308 yards and one touchdown. The

Titans did little to bother Rivers, as he was hit just twice and sacked only once.

It was a different story on Sunday, as the Titans found ways to make Rivers uncomfortable — after he led two touchdown drives on the Colts' first two drives, that is. The Titans' defense sacked Rivers twice but hit him six times — four more than the previous contest. In addition, Titans defenders knocked away five passes.

"I think they did ramp up the pressure and pressured a heck of a lot more than in the first outing," said Rivers, who completed 24-of-42 passes for 295 yards, one touchdown and one interception.

Added Titans safety Kenny Vaccaro: "(We were) just challenging (the receivers), being up in their face, not giving the easy-access throws, taking away his first read — that way he has to get to his second and third read. Guys did a good job of assaulting the pocket where he can't step up and make the throws, and all the throws he made had to be off his back foot or off timing or off rhythm.

"I know they want to be on time with their offense, so those guys up front did a hell of a job getting pressure on him. The DBs (and) corners did a good job of challenging down in and down out, regardless of what the situation was."

Getting aggressive — It would be hard to find a bigger play in Sunday's contest than the Titans' fourth-down conversion near the end of the first half.

Sure, the Titans were already up 28-14, but Indianapolis certainly wouldn't have been out of the game had the Colts gone into the locker room trailing by two touchdowns. Remember, Indy had outscored the Titans 21-0 in the second half of the game earlier this month. In addition, the Colts had history on their side, as they'd beaten the Titans in 15 of the teams' previous 18 meetings — and 10 of the last 12 in Indianapolis.

The Titans at first appeared ready to punt on fourth-and-four at the Colts' 38-yard line. But after calling time-out, Vrabel re-thought the decision and sent the offense back on the field. The Titans made the move pay off, as Tannehill connected with Corey Davis deep over the middle — Davis making an excellent sliding catch for a 37-yard gain to the Colts' 1-yard line. One play later, Tannehill scored on a keeper and the Titans carried a 35-14 lead into the locker room.

"It just shows what type of confidence (Vrabel) has in us," Brown said. He has an aggressive mindset. He tells us all the time that we need to be aggressive, so we were cool with the call."

Said Vrabel: "I felt like it was an opportunity to continue the drive. They didn't have any time-outs. I thought the way our defense was playing, and also just the confidence I had in our offense ... just wanted to make sure we were all on the same page.

"We kept a clean pocket and we complete a lot of passes when there's a clean pocket. Again, Corey's continuing to build confidence and playing well. I'm happy for him."

What a roll — In rallying from 11 points down to beat Baltimore the previous week, the Titans scored on their final four possessions — aside from taking a knee on the final play of regulation. So when the Titans opened the first half against the Colts by producing five touchdowns on six drives, it meant Tennessee had scored on nine of its last 10 possessions — again not including taking the knee.

Included in those nine scoring drives were seven that produced touchdowns. The scoring drives weren't gimmes by any means either, as only one of them was less than 50 yards. The nine scoring drives broken down: eight plays, 53 yards; 12 plays, 81 yards; 10 plays, 90 yards, six plays, 73 yards; 10 plays, 75 yards; four plays, 80



yards; 8 plays, 50 yards, nine plays, 81 yards; and five plays, 44 yards.

Feel the Kern — The Titans welcomed back Pro Bowl punter Brett Kern, who played for the first time since suffering a left hand injury against Cincinnati on Nov. 1.

Kern's statistics weren't necessarily mind-blowing, as he punted four times for a net average of 40 yards.

But look a little harder to see the huge impact of his boots.

All four of Kern's punts landed inside the Indianapolis 20-yard line. Two landed out of bounds and two forced fair catches. In other words, the Colts weren't able to gain a single return yard on the four punts. Kern consistently pinned the Colts deep in their own end during the second half, as he forced Indianapolis to start drives from their eight-yard line, 13-yard line and six-yard line. Only one of those Colts possessions led to a score.

A special start — It would be hard to find a better story than that of David Quessenberry, the Titans' third-string left tackle, who made his first career NFL start on Sunday.

Quessenberry's relationship with Vrabel dates back to 2014 in Houston when Quessenberry befriended Vrabel's son, Carter, who is now a starting tackle at Boston College. But Quessenberry was also diagnosed with Non-Hodgkins lymphoma that year, missing the next three seasons as he battled cancer.

Quessenberry spent much of last season and this season on the Titans' practice squad but has now stepped to the front of the line at left tackle — following injuries to Taylor Lewan and Ty Sambrailo. Against Indianapolis, Quessenberry was part of an offense that produced 449 yards — 229 on the ground — and allowed just one sack.

“You know, I'm grateful, I'm grateful for the type of man he is, for his belief in me, giving me the nod this week,” Quessenberry said of

Vrabel. “He's a really, really special coach and I'm just proud to be able to play for him and play with these guys and it really does mean a lot to me. It's been a long time coming and finally got the opportunity, the nod and I want to make him proud and my teammates proud. I knew that I could do it if he gave me that opportunity and it felt good today.”

The good Gostkowski — There was something fitting about the performance of Titans kicker Stephen Gostkowski against Indianapolis.

With the Titans ahead 35-14 late in the third quarter and looking to put another nail in the Indy coffin, Tennessee chose to kick a field goal on fourth-and-one at the Colts' 26-yard line. Gostkowski actually missed his initial 44-yard attempt, but the play had been whistled dead due to Dennis Kelly's false start. Moved back five yards — closer to Gostkowski's magically successful 50-yard range — the veteran kicker then connected from 49 yards to put the Titans ahead 38-14.

Gostkowski has been about as streaky as can be this season. He went zero-for-three to start the year, followed that by going nine-for-nine, fell into a two-for-seven slump, and now has made his last four in a row. He does continue to show a powerful leg, as Gostkowski produced six touchbacks on eight kick-offs.

###

## **TITANS PUSH COLTS AROUND, MOVE TO THIRD IN WEEKLY AFC SCRAMBLE**

**BY PAUL KUHARSKY  
PAULKUHARSKY.COM  
NOVEMBER 29, 2020**

INDIANAPOLIS -- So often there was so much space in Derrick Henry's lane when he took the ball from Ryan Tannehill, I thought the high-angle perch of the Lucas Oil press box was deceiving me.

Henry's clear vision and the bug eyes he jokes about were not a requirement for him Sunday afternoon at Lucas Oil Stadium, when another one of his monster rushing games put the Titans in position for big revenge and a 45-26 win over the Colts. He had that much room.

Indianapolis was without DeForest Buckner and Denico Autry up front because of Covid issues and the offensive line on the other side were the aggressors from the start, moving, turning and driving people where they needed them to be to get Henry started.

"He's a beast and if we get him into his fourth and fifth step, that's what he's going to do every time," said Khari Blasingame.

The Titans were tight-end heavy, with three-tight plays splashed throughout. And while Jonnu Smith was not targeted, he seemed involved in just about every good run play I got a second look at. Geoff Swaim was central too.

Two weeks after getting pushed around by the Colts in Nashville, they came to Indiana and did the pushing.

"Derrick was running his tail off, the O-line was getting a ton of movement, creating lanes up front, we saw big plays from A.J. (Brown) and Corey (Davis) and some other guys in the passing game," Ryan Tannehill said.

And that was just in the first half.

Up 35-14 at intermission, the Titans merely needed to continue the physical play in the second half and not allow the Colts anything that could feel like even small resuscitation.

Ultimately, Henry took 27 carries 178 yards and scored three touchdowns, and the Titans finished with 229 rushing yards. The Colts managed a meager 21 for 56.

"When you can run the ball for what we did and hold them to what we did, that's the difference in the football game," Mike Vrabel said. "That's how you definite physicality, how you cover kicks and how you run the football and stop the run."

The 1-3 lull that came after the 5-0 start feels distant now, after consecutive road wins in AFC hotbeds Baltimore and Indianapolis.

Indianapolis forced the Titans into a bunch of mistakes on Nov. 12 at Nissan Stadium and grabbed a 34-17 win.

Last week the Colts were down 28-14 to the Packers at the half before walking up and winning in OT. This time there was no second-half recovery.

"We wait until we get hit in the mouth to start playing," Darius Leonard said. "Against a good team you can't do that."

Once again, Brown took a short pass a long way, beating Rock Ya-Sin inside off the right numbers and crossing to catch a ball 10-yards from the line of scrimmage, avoiding an ankle tackle dive by Khari Willis, then cutting back, running away from everybody and easily finishing a 69-yard TD.

That was one of five in the first half. No other team had posted 35 points in a half this season.

Defensively, after the first two drives, the Titans were far better against Philip Rivers and

Indianapolis' offense than the first time around.

"Just challenge him," Kenny Vaccaro said. "Being up in their face, not giving up the easy access throws, taking away his first read that way he had to get to his second- and third-read guys did a good job of assaulting the pocket where he can't step up and make the throws, where all the throws he makes have to be off his back foot or off timing or off rhythm.

"Those guys up front did a hell of a job getting pressure on him and the DBs, corners did a good job of just challenging down-in and down-out, regardless of what the situation was."

The Colts lost Anthony Castonzo in the first half and Harold Landry and company did well against replacement La'Raven Clark. Danny Pinter was already subbing for center Ryan Kelly.

Tennessee also sorted things out effectively enough in their first game without Jayon Brown, when David Long replaced Will Compton after just one series but both played.

"The game plan was to be more physical," Long said. "And we went out there and embodied that the whole game."

Near the end, Brown joked with Davis as the Colts prepared for a last-ditch onside kick.

"I'm going to crib this," he said, and though he intended to get out of the way he said things parted like the Red Sea and so he grabbed the high bounce from Rigoberto Sanchez and raced 45 yards with the kickoff return for another score, firing the ball into the second section of seats to celebrate.

The offense had been ready to come on the field with first-round right tackle Isaiah Wilson finally in the lineup – it was the only suspense left -- but Brown's big play slowed that down.

Wilson did make it in for the extra point -- he got plopped on his butt but no one got by him -- and for the three Logan Woodside kneel-downs that came a bit later.

At 8-3, the Titans are now a game up on the Colts in the AFC South and are in a nice position.

But in 2020 things change even faster and more surprisingly than usual, and you never know what player could disappear in a given week.

The one-game lead is great, but with five games left given the potential for surprises and the Titans' inconsistencies, it's still too early to suggest a division title is pending.

The inconsistency is the big question, but who's not up and down outside of Pittsburgh and Kansas City? And wouldn't everyone else happily take the third AFC spot right now?

We're into Henry season and he looks more than ready for it. Vrabel and his staff will undoubtedly emphasize the desire for the carryover of the physical mindset. And while they covet the AFC South crown and the home playoff opportunity that comes with it, they're not going to participate in talk of being in the driver's seat.

"To be honest it's not definitely in our hands yet," Brown said.

###



## **HENRY CONTINUES RARE ROLL**

**BY MIKE HOGAN**  
**SPORTS ILLUSTRATED**  
**NOVEMBER 29, 2020**

These days, it does not matter where the game is played. Home or away, Derrick Henry always seems to find a way to dominate and move up on one of the many record boards his name is on.

The Tennessee Titans running back did that again Sunday in a 45-26 victory over the Indianapolis Colts at Lucas Oil Stadium. He ran 27 times for 178 yards and three touchdowns. It was his eighth consecutive road game with 100 rushing yards or more, which ties former Titans running back Chris Johnson for the second longest streak since the 1970 AFL-NFL merger. Only Hall of Fame running back Barry Sanders has a longer streak of 100-yard road performances, 10 from 1996 to 1997.

Henry took none of the credit. He focused on the collective effort of the offense, particularly the offensive line.

“They did a great job today opening up holes, driving the guy back in front of them, playing well collectively,” he said postgame. “I just had to go out there and get my job done. It’s definitely a lot easier, I appreciate those guys and we have to keep carrying this momentum forward to next week.”

By halftime, the fifth-year running back had already amassed 140 rushing yards and had surpassed 5,000 for his career. He is the fourth running back in Oilers/Titans history to join the 5,000-yard club. Earl Campbell, Eddie George and Johnson are the others.

The touchdowns came just as fast as the yards did. Henry scored his first on the Titans’ opening drive. Henry had five carries for 42 yards on the 10-play, 75-yard march. His touchdown was a 12-yard scamper

on a sweep pass play behind the line of scrimmage.

Henry’s second score came on the Titans’ eight-play, 65-yard drive midway through the second quarter. He accounted for 17 yards on four carries, scoring a one-yard touchdown on a run off the right side.

Roughly five minutes later, he scored his third on an 11-yard run. On that nine-play, 86-yard drive, Henry had five carries for 59 yards, including his longest run of the day -- 31 yards -- to start the drive.

Henry now has 12 touchdowns on the season. The only other running back with more is Minnesota Vikings running back Dalvin Cook, who has 13 for the season. Henry is the first running back in franchise history since Earl Campbell (1978-1981) to rush for at least 10 touchdowns in three consecutive seasons

“It’s always fun when we’re clicking and clicking early,” Henry said. “Being able to make plays and move the ball down field, everybody was doing their job and it’s always fun when you’re able to start fast and end the game with a ‘W.’ I always give my guys credit, the guys in front of me blocking.”

Due to coronavirus-related reasons, the Colts entered Sunday’s matchup without a few key defensive players, including star defensive tackle DeForest Buckner, who notoriously disrupts plays on the interior. The Colts, though, owned the NFL’s third best rushing defense ahead of the matchup.

Henry is the only player with 100 rushing yards or more against the Colts since 2018. He has done it three times, including twice the season and once last season. In a 34-17 loss 17 days ago, Henry totaled 103 rushing yards, and in Week 13 of 2019, he gashed the Colts for 149 yards in a 31-17 victory.

“It sucks. We have to stop the run,” Colts linebacker Darius Leonard said. “That’s the main thing. When

you play against a team like this, you’re playing against a back like that, you want to stop the run. In the first half we didn’t do that.”

On the season, the 2019 rushing leader leads the league with 1,257 yards on 256 carries, which has him in position to become the first player to win consecutive rushing titles since Chargers running back LaDarian Tomlinson did it in 2006 and 2007.

Henry has rushed for 100 yards or more in seven games this season, including in four of his last five. Dating back to last season, he has rushed for at least 100 yards in 14 of his last 20 contests.

Right now, though, Henry has his eyes on winning football games. The rest will take care of itself.

“As long as we’re playing well as an offense and helping the team win games by doing our part, we give ourselves the best chance to win the game,” Henry said. “As far as offense, once we’re clicking, everybody doing what they need to do, beating the man in front of them, finishing, focusing on getting into the endzone, we give ourselves the best chance to win.”

###

## **QUESSENBERRY HITS CAREER PEAK WITH FIRST NFL START**

**BY MIKE HOGAN  
SPORTS ILLUSTRATED  
NOVEMBER 29, 2020**

He found out while watching film at some point last week. The first family member he broke the news to was his wife because she, he said, has been around for all of his “hard days.”

Presumably not long after the Tennessee Titans placed offensive tackle Ty Sambrailo on injured reserve, David Quessenberry knew that he would have a chance to do something he hadn’t done at any point of his NFL career: start a game.

Even after he helped the Titans dominate the Colts 45-26, it was hard for the veteran offensive lineman to aptly describe the experience.

“It’s hard to put into words. It really is. It’s very special for me. It’s something I have been working for for a long time,” he said. “It’s been a huge mountain to climb ... a lot of peaks and valleys along the way. Just going out there and being able to help my team win and play football with these guys is really cool.”

Quessenberry helped the Titans rush for 229 yards and four touchdowns in the victory on Sunday. Derrick Henry accounted for 178 yards and three touchdowns. Quarterback Ryan Tannehill was sacked once and had plenty of time to throw all day in his 221-yard, one-touchdown effort.

All of this comes one week after Quessenberry played 18 offensive snaps in replacement of Sambrailo in an overtime victory against the Baltimore Ravens. Quessenberry has now appeared in seven games this season.

“You know, when you’re not a starter, you might be on practice

squad, wherever you may be in this league – it’s a crazy league,” he said. “I just held onto the belief that given the opportunity, I could step in and execute my job, do my assignment and, you know, help this team win and that opportunity came today. I am just proud to be able to go out there and do my job.”

Quessenberry is not your typical underdog story. His journey to this moment has included plenty of hardship and grit and a bout with cancer.

The challenges started before college. With no scholarship offers out of high school Quessenberry walked on at San Jose State University. He redshirted his freshman year in 2008 and then went on to play in 50 games with 38 starts for the Spartans. He earned an athletic scholarship in 2010 and was a team captain as a senior (2012). The Houston Texans drafted him in the sixth round of the 2013 NFL Draft.

And that’s when life threw him a pair of more devastating curveballs.

Quessenberry missed all of his rookie season after suffering a season-ending foot injury in September 2013. It only got more challenging when he felt fatigue and developed a dry, persistent cough in summer 2014. A biopsy revealed that Quessenberry had non-Hodgkin’s lymphoma, a form of cancer that originates in the lymphatic system, the body’s disease-fighting network. The Texans placed him on the non-football illness and he missed the next three seasons.

After completing his cancer treatment, Quessenberry returned to the Texans roster in the fall of 2017. He spent the better part of that season on Houston’s practice squad, but made his NFL debut in Week 15 against Pittsburgh and appeared in the Texans’ Week 16 game against the Colts.

The Titans added Quessenberry to the practice squad in September 2018, shortly after the Texans

released him. He spent the entire season on the practice squad and stayed on it until the beginning of the 2019 season. He went on to appear in four games.

Among the highlights, in a 19-17 loss to the Colts in Week 2 of last season, the 6-foot-5, 310-pounder caught a one-yard touchdown pass from Marcus Mariota. While that was special, his most recent milestone against the Colts was even more so.

“The touchdown was great, man,” he said. “The touchdown really was, but give me a great team win any day of the week. Just a beautiful rushing attack led to a dominant win. I’ll take that, take that every day of the week.”

And in a time of thanksgiving, Quessenberry couldn’t be more grateful for Titans coach Mike Vrabel giving him an opportunity he has longed for.

“I’m grateful for the type of man he [Vrabel] is, for his belief in me, giving me the nod this week. He’s a really, really special coach and I’m just proud to be able to play for him and play with these guys and it really does mean a lot to me,” he said. “It’s been a long time coming and finally got the opportunity, the nod and I want to make him proud and my teammates proud. I knew that I could do it if he gave me that opportunity and it felt good.”

###

## **SIX THINGS THAT STOOD OUT FOR THE TITANS IN SUNDAY'S WIN OVER THE COLTS**

**BY JIM WYATT**  
**TENNESSEE TITANS**  
**NOVEMBER 30, 2020**

INDIANAPOLIS – The Titans beat the Colts 45-26 on Sunday at Lucas Oil Stadium.

Here's a look at six things that stood out from the game as the team begins to turn its attention to next Sunday's game vs the Cleveland Browns.

### **The Hammer**

A day after his alma mater hammered Auburn in the Iron Bowl, Titans running Derrick Henry brought his A-game – again – while bruising the Colts. The University of Alabama product was a force from the get-go, busting off one big run after the next early in the contest. By halftime, Henry already had 140 yards and three touchdowns, which was a big part of his 178-yard total. Henry praised his offensive line, which opened some big holes. "They did a great job today, opening up holes, driving the guy back in front of them, playing well collectively," Henry said. "I just had to go out there and do my job. (They make) my job definitely a lot easier. I appreciate those guys." Henry, who currently leads the NFL with 1,257 rushing yards and 12 touchdowns, became the third player in franchise history to rush for 1,200 yards and 10 touchdowns in at least two consecutive seasons, joining Earl Campbell (1978–1981) and Chris Johnson (2009–2010).

### **Quessenberry's First Start**

Titans tackle David Quessenberry is a cancer survivor, and a player coach Mike Vrabel has raved about ever since he took over as head coach. Vrabel, remember, spent time with Quessenberry during their days with the Texans, and he's given him credit for helping his oldest son, Tyler, develop into a

successful tackle at Boston College. On Sunday, Quessenberry made his first career NFL start at left tackle following injuries to Taylor Lewan and Ty Sambrailo, and he played well. After the game, an emotional Quessenberry said he was thankful for the opportunity. The Titans are clearly happy to have him. "You know, I'm grateful (for coach Vrabel)," Quessenberry said. "I'm grateful for the type of man he is, for his belief in me, giving me the nod this week. He's a really, really special coach and I'm just proud to be able to play for him and play with these guys and it really does mean a lot to me. It's been a long time coming and I finally got the opportunity, the nod, and I want to make him proud and my teammates proud. I knew that I could do it if he gave me that opportunity and it felt good today."

### **Welcome Back, Brett**

The Titans missed punter Brett Kern over the last few weeks. And on Sunday, Kern reminded everyone of just how much of a weapon he is with an impressive performance. Kern, who suffered a wrist injury against the Bengals, punted four times against the Colts for a 40-yard net. Wearing a brace, Kern put all four of his punts down inside the 13-yard line, forcing the Colts to start at their own 6, 8, 12, and 13-yard line. "It felt good," Kern said after the game. "I missed my crew, my fourth down crew. It felt good to get back out there and have a couple of good punts and to help the defense out with field position. So, it was a pretty good day."

### **A Heavy Heart**

Titans receiver Corey Davis received a nice medallion from a fan prior to the game, which honored his brother, who passed away leading up to the team's first game against the Colts. Lost in the tragic death of Titus Davis was the fact Titans linebacker David Long Jr. lost his brother, Keith DeWitt, earlier this month as well. Long, who came off the Reserve/COVID-19 list on Saturday, stepped in a played significant snaps on Sunday at

inside linebacker. Long said he did so with a heavy heart. "I lost my brother, and it felt amazing to be out there and play for him," said Long, who was credited with three stops, and a break-up. "That's what I was thinking the whole day, to go out there and play for him and I went out there and did the best I could. I am just glad to be back."

### **Breon Borders**

After a shaky start, the Titans stepped up on defense on Sunday. And, once again, cornerback Breon Borders did a solid job. After the game, Borders kicked himself for letting a potential pick-6 escape his grasp. But he ended up securing an interception later in the contest, and on the day he was credited with a pair of tackles. He was part of a secondary that looked a lot more physical than it did when the Titans played the Colts a few weeks ago. "All week, the staff, I felt like even the fans, the reporters, and everybody challenged us to challenge them, and be more physical," Borders said. "We just had to play better than we did the last game and be more physical. And I feel like we definitely were the more physical team (today)."

### **OK, A.J.**

Titans receiver A.J. Brown is fun to watch, and on Sunday he provided two more highlight-reel plays. The electrifying Brown caught a short pass from Ryan Tannehill across the middle and turned it into a 69-yard touchdown catch. "Whenever I've got the ball in my hands I am trying to score – that is my mindset," said Brown, who finished the contest with four catches for 98 yards. "And (make sure) not get tackled inside the 10." Later, Brown did something even more unique – he fielded an onside kick and returned it 42 yards for a touchdown. "On the sideline, I was joking with Corey (Davis), saying I was going to crib this," Brown said with a smile. "But I was just trying to not get hit. ... They just told me to be aggressive. My mindset was to catch the ball and get out of the way, but it parted like the Red Sea."





TENNESSEE  
**TITANS**

**UPDATED BIOS**



# 56 DAREN BATES

LINEBACKER • 5'11" • 225 LBS • COLLEGE: AUBURN  
ACQUIRED: FREE AGENT - 2020 • NFL EXPERIENCE (NFL/TITANS): 8/4  
HOMETOWN: OLIVE BRANCH, MISS.  
GAMES PLAYED/GAMES STARTED: 113/0 (PLAYOFFS: 6/0)



 **Captain: 2018**

**PRO:** Daren Bates is an athletic linebacker that has excelled on special teams coverage units during his NFL career. He joined the Titans in 2017 after spending time with the St. Louis Rams and Oakland Raiders. In 2018, he was named a Titans special teams captain for the first time. Bates, a former rookie free agent, will once again look to make his biggest impact as a core member of the Titans' special teams units and provide veteran depth in the linebacking corps.

### CAREER HIGHLIGHTS:

- In 2018, Bates was a team captain (special teams) for the first time and tallied 10 special teams tackles.
- In 2017, Bates set a career high and ranked second on the team with 16 special teams tackles.
- Bates registered back-to-back seasons (2014-2015) of double-digit special teams tackles as a member of the St. Louis Rams.

### TITANS TIDBITS:

- In 2018, Bates and NFL defensive end Armonty Bryant opened AstroKids Gym in Austin, Texas. The facility offers children's classes and camps based upon proprioceptive learning.
- Bates is a Memphis native and a huge Memphis Grizzlies fan.
- For the My Cause, My Cleats campaign, Bates has worn specially designed cleats featuring the words "American Heart Association" to raise awareness for the organization's life-saving mission. His mother, Weslynn Bates, was a heart transplant recipient and lived some wonderful years following her surgery. She sadly passed away in 2015 at the age of 56.
- Bates is a tattoo enthusiast and has 107 tattoos.

### CAREER TRANSACTIONS:

- The Memphis, Tenn., native was originally signed by St. Louis Rams as an undrafted free agent on May 9, 2013.
- Signed by Oakland Raiders as a free agent on March 14, 2016.
- Signed by the Titans as an unrestricted free agent on March 11, 2017.
- Signed by the Houston Texans as a free agent on Aug. 23, 2020.
- Released by the Texans on Aug. 31, 2020.
- Signed by the Titans to their practice squad on Sept. 13, 2020.
- Activated from the practice squad to the active roster COVID-19 replacement on Oct. 13, 2020.
- Activated from the practice squad to the active roster COVID-19 replacement on Oct. 17, 2020.
- Activated from the practice squad to the active roster standard elevation on Oct. 24, 2020.

### SEASON RECAPS:

**2020 (8/0 - Tennessee):** Ranks second on the team with seven special teams tackles. Has led or tied for the team lead in special teams tackles twice in 2020 (vs. HOU, at BAL).

- Against Buffalo (10/13), made his season debut as a reserve on special teams.
- Against Houston (10/18), saw action as a reserve on special teams and notched a tackle on coverage units.
- Against Pittsburgh (10/25), played as a reserve on special teams and registered a tackle on coverage units.
- At Cincinnati (11/1), saw action as a reserve on special teams and collected a tackle on coverage units.
- Against Chicago (11/8), registered two special teams tackles on coverage units.
- Against Indianapolis (11/12), saw action as a reserve on special teams.
- At Baltimore (11/22), led the team with two special teams tackles on

coverage units.

- At Indianapolis (11/29), saw action as a reserve on special teams.

**2019 (13/0, 3/0 - Tennessee):** Played in 13 games and led the team with 11 special teams tackles. Also registered a tackle on defense and a forced fumble with a fumble recovery on special teams. Was inactive for three contests. Appeared in all three postseason games and collected two special teams stops. Led or tied for the team lead in special teams tackles seven times in 2019 (at JAX, vs. TB, at CAR, vs. KC, vs. JAX, at IND, at HOU). Played in his 100th career regular season contest against Tampa Bay (10/27/19).

- At Cleveland (9/8), saw action as a reserve on special teams and as a fullback on the goalline. Collected a solo tackle at linebacker late in the game.
- Against Indianapolis (9/15), registered a special teams tackle on coverage units.
- At Jacksonville (9/19), tied for the team lead with a special teams stop.
- At Atlanta (9/29), saw action on special teams.
- Against Buffalo (10/6), played as a reserve on special teams.
- At Denver (10/13), saw action as a reserve on special teams.
- Against L.A. Chargers (10/20), played as a reserve on special teams.
- Against Tampa Bay (10/27), saw action as a reserve on special teams in his 100th career regular season game and collected a tackle on coverage units.
- At Carolina (11/3), played as a reserve on special teams and tied for the team lead with two tackles on coverage units.
- Against Kansas City (11/10), saw action as a reserve on special teams and registered a tackle on coverage units.
- Against Jacksonville (11/24), played as a reserve on special teams and led the team with three special teams tackles, including a forced fumble and fumble recovery on kickoff coverage. Set up the Titans' fourth touchdown by stonewalling Michael Walker on a kickoff, while forcing and recovering a fumble at the Jaguars' seven-yard line in the third quarter.
- At Indianapolis (12/1), saw action as a reserve on special teams before leaving the game in the second quarter with an injury. Tied for the team lead with a special teams tackle on coverage units.
- At Oakland (12/8), was inactive.
- Against Houston (12/15), was inactive.
- Against New Orleans (12/22), was inactive.
- At Houston (12/29), returned to the lineup as a reserve on special teams and tied for the team lead with a special teams stop.
- At New England (1/4), saw action on special teams.
- At Baltimore (1/11), played as a reserve on special teams and collected a tackle on coverage units.
- At Kansas City (1/19), saw action as a reserve on special teams and notched a tackle on coverage units.

**2018 (16/0 - Tennessee):** Appeared in all 16 games and ranked second on the team with 10 special teams tackles. Notched six tackles on defense. Led the team in special teams tackles twice in 2018 (at MIA, vs. BAL).

- At Miami (9/9), led the team with two special teams tackles.
- At Buffalo (10/7), played as a reserve at inside linebacker and on special teams.
- Against Baltimore (10/14), saw action as a reserve at linebacker and amassed a career-best three tackles. Led the teams with three special teams tackles on coverage units.
- Against New England (11/11), played as a reserve on special teams and limited snaps at linebacker. Notched three tackles on defense late in the fourth quarter.

- At N.Y. Giants (12/16), collected two tackles on coverage units.

**2017 (16/0, 2/0 - Tennessee):** Saw action in all 16 games primarily on special teams in his first season with the Titans. Ranked second on the team with a career-best 16 special teams tackles. Played in both postseason contests and notched two special teams tackles. Led or tied for the team lead in special teams tackles four times in 2017 (vs. SEA, at MIA, vs. BAL, at PIT).

- Against Oakland (9/10), saw action as a reserve on special teams in his Titans debut.
- At Miami (10/8), saw action as a reserve on special teams and led the team with three special teams tackles.
- Against Baltimore (11/5), led the team with three special teams tackles on coverage units.

**2016 (16/0, 1/0 - Oakland):** In his first year with the team played in all 16 games as a reserve and registered seven stops on special teams.

- At New Orleans (9/11), made his Raiders debut, seeing action exclusively as a special teams player and recorded one tackle on the unit.
- At San Diego (12/18), led the team with two special teams tackles, his sixth and seventh of the season.
- At Houston (1/7), in his first career postseason appearance, earned limited playing time on defense while serving primarily as a contributing member of the special teams unit. Recorded a special teams tackle.

**2015 (15/0 - St. Louis):** Appeared in 15 games as a reserve primarily on special teams. Finished the season with three tackles, a fumble recovery and a pass defended on defense. Ranked third on the team with 10 special teams tackles.

- At Arizona (10/4), recorded a season-high two tackles while adding his second career fumble recovery.
- At Cincinnati (11/29), earned his first career pass defended.

**2014 (14/0 - St. Louis):** Saw action in 14 games, mostly on special teams. Notched a tackle on defense and 10 stops on special teams.

- At Washington (12/7), recorded his first tackle of the season with a solo stop.
- Against N.Y. Giants (12/21), blocked a Josh Brown field goal.

**2013 (15/0 - St. Louis):** Played in 15 games as a rookie on special teams and collected four special teams tackles and a fumble recovery for a score.

- At Houston (10/13), grabbed his first career fumble recovery, which he returned 11 yards for a touchdown.

#### **COLLEGE:**

- Appeared in 49 games during his career at Auburn, totaling 316 tackles. Registered six double-digit tackle games in his collegiate career.
- As a senior, appeared in 12 games and recorded 94 tackles, two sacks, an interception and a touchdown.
- As a junior, started all 13 games and led the team with 104 tackles. Finished fourth in the SEC with eight tackles per game. Notched five double-digit tackle efforts, including three in the last four games of the season. Ranked third on team with 8.5 tackles for loss, 2.5 sacks and nine quarterback hurries.

- Moved to linebacker as a sophomore after playing safety as a freshman in 2009 and appeared in 12 games with nine starts. Ranked eighth on team with 48 tackles.

- As a freshman, started all 13 games at safety and totaled 70 tackles and one fumble recovery.
- Majored in philosophy at Auburn.

#### **PERSONAL:**

- Attended Olive Branch (Miss.) High School for his final high school campaign.
- As a senior, collected 90 tackles, four interceptions and had nearly 900 yards of total offense.
- Named to MHSAA All-Region 1 Class-5A team. Selected for the Commercial Appeal Shelby Metro All-Suburban team.
- Named BankPlus Player of the Week by the DeSoto Times following a 49-22 victory over Horn Lake in which he had 107 total yards and three touchdowns on offense and 10 tackles and one interception on defense.
- Played his freshman through junior years at Christian Brothers (Memphis, Tenn.) High School and was a two-time first-team Tennessee All-State safety.
- Follow Bates on Twitter at @DB\_5trey.
- Follow Bates on Instagram at @weslynn\_son56.
- Born Daren Weston Bates on Nov. 27, 1990 in Memphis, Tenn.



# DAREN BATES' TITANS GAME-BY-GAME

## 2017 Tennessee Titans

Date	Opp	W/L	P/S	Tot Solo Asst	Sk - Yds	QBP	TFL	Int - Yds	-TD	PD	FF	FR - Yds	SpT
Sept 10	Oak	L	p	0	0	0	0.0	0.0	0	0	0	0	0
Sept 17	@ Jax	W	p	0	0	0	0.0	0.0	0	0	0	0	0
Sept 24	Sea	W	p	0	0	0	0.0	0.0	0	0	0	0	1
Oct 1	@ Hou	L	p	0	0	0	0.0	0.0	0	0	0	0	0
Oct 8	@ Mia	L	p	0	0	0	0.0	0.0	0	0	0	0	3
Oct 16	Ind	W	p	0	0	0	0.0	0.0	0	0	0	0	0
Oct 22	@ Cle	W	p	0	0	0	0.0	0.0	0	0	0	0	0
Nov 5	Bal	W	p	0	0	0	0.0	0.0	0	0	0	0	3
Nov 12	Cin	W	p	0	0	0	0.0	0.0	0	0	0	0	2
Nov 16	@ Pit	L	p	0	0	0	0.0	0.0	0	0	0	0	1
Nov 26	@ Ind	W	p	0	0	0	0.0	0.0	0	0	0	0	0
Dec 3	Hou	W	p	0	0	0	0.0	0.0	0	0	0	0	1
Dec 10	@ Ari	L	p	0	0	0	0.0	0.0	0	0	0	0	1
Dec 17	@ SF	L	p	0	0	0	0.0	0.0	0	0	0	0	1
Dec 24	LAR	L	p	0	0	0	0.0	0.0	0	0	0	0	1
Dec 31	Jax	W	p	0	0	0	0.0	0.0	0	0	0	0	2
<b>Totals</b>		<b>9-7</b>	<b>16/0</b>	<b>0</b>	<b>0</b>	<b>0</b>	<b>0.0</b>	<b>0.0</b>	<b>0</b>	<b>0</b>	<b>0</b>	<b>0</b>	<b>16</b>

### Playoffs

Jan 6	@ KC	W	p	0	0	0	0.0	0.0	0	0	0	0	1
Jan 13	@ NE	L	p	0	0	0	0.0	0.0	0	0	0	0	1
<b>Totals</b>		<b>1-1</b>	<b>2/0</b>	<b>0</b>	<b>0</b>	<b>0</b>	<b>0.0</b>	<b>0.0</b>	<b>0</b>	<b>0</b>	<b>0</b>	<b>0</b>	<b>2</b>

## 2018 Tennessee Titans

Date	Opp	W/L	P/S	Tot Solo Asst	Sk - Yds	QBP	TFL	Int - Yds	-TD	PD	FF	FR - Yds	SpT
Sept 9	@ Mia	L	p	0	0	0	0.0	0.0	0	0	0	0	2
Sept 16	Hou	W	p	0	0	0	0.0	0.0	0	0	0	0	1
Sept 23	@ Jax	W	p	0	0	0	0.0	0.0	0	0	0	0	0
Sept 30	Phi	W	p	0	0	0	0.0	0.0	0	0	0	0	0
Oct 7	@ Buf	L	p	0	0	0	0.0	0.0	0	0	0	0	0
Oct 14	Bal	L	p	3	1	2	0.0	0.0	0	0	0	0	3
Oct 21	@ LAC	L	p	0	0	0	0.0	0.0	0	0	0	0	0
Nov 5	@ Dal	W	p	0	0	0	0.0	0.0	0	0	0	0	0
Nov 11	NE	W	p	3	2	1	0.0	0.0	0	0	0	0	0
Nov 18	@ Ind	L	p	0	0	0	0.0	0.0	0	0	0	0	1
Nov 26	@ Hou	L	p	0	0	0	0.0	0.0	0	0	0	0	0
Dec 2	NYJ	W	p	0	0	0	0.0	0.0	0	0	0	0	0
Dec 6	Jax	W	p	0	0	0	0.0	0.0	0	0	0	0	1
Dec 16	@ NYG	W	p	0	0	0	0.0	0.0	0	0	0	0	2
Dec 22	Was	W	p	0	0	0	0.0	0.0	0	0	0	0	0
Dec 30	Ind	L	p	0	0	0	0.0	0.0	0	0	0	0	0
<b>Totals</b>		<b>9-7</b>	<b>16/0</b>	<b>6</b>	<b>3</b>	<b>3</b>	<b>0.0</b>	<b>0.0</b>	<b>0</b>	<b>0</b>	<b>0</b>	<b>0</b>	<b>10</b>

## 2019 Tennessee Titans

Date	Opp	W/L	P/S	Tot Solo Asst	Sk - Yds	QBP	TFL	Int - Yds	-TD	PD	FF	FR - Yds	SpT
Sept 8	@ Cle	W	p	1	1	0	0.0	0.0	0	0	0	0	0
Sept 15	Ind	L	p	0	0	0	0.0	0.0	0	0	0	0	1
Sept 19	@ Jax	L	p	0	0	0	0.0	0.0	0	0	0	0	1
Sept 29	@ Atl	W	p	0	0	0	0.0	0.0	0	0	0	0	0
Oct 6	Buf	L	p	0	0	0	0.0	0.0	0	0	0	0	0
Oct 13	@ Den	L	p	0	0	0	0.0	0.0	0	0	0	0	0
Oct 20	LAC	W	p	0	0	0	0.0	0.0	0	0	0	0	0
Oct 27	TB	W	p	0	0	0	0.0	0.0	0	0	0	0	1
Nov 3	@ Car	L	p	0	0	0	0.0	0.0	0	0	0	0	2
Nov 10	KC	W	p	0	0	0	0.0	0.0	0	0	0	0	1
Nov 24	Jax	W	p	0	0	0	0.0	0.0	0	0	0	0	3
Dec 1	@ Ind	W	p	0	0	0	0.0	0.0	0	0	0	0	1
Dec 8	@ Oak	W	IA										
Dec 15	Hou	L	IA										
Dec 22	NO	L	IA										
Dec 29	@ Hou	W	p	0	0	0	0.0	0.0	0	0	0	0	1
<b>Totals</b>		<b>9-7</b>	<b>13/0</b>	<b>1</b>	<b>1</b>	<b>0</b>	<b>0.0</b>	<b>0.0</b>	<b>0</b>	<b>0</b>	<b>0</b>	<b>0</b>	<b>11</b>

### Playoffs

Jan 4	@ NE	W	p	0	0	0	0.0	0.0	0	0	0	0	0
Jan 11	@ Bal	W	p	0	0	0	0.0	0.0	0	0	0	0	1
Jan 19	@ KC	L	p	0	0	0	0.0	0.0	0	0	0	0	1
<b>Totals</b>		<b>2-1</b>	<b>3/0</b>	<b>0</b>	<b>0</b>	<b>0</b>	<b>0.0</b>	<b>0.0</b>	<b>0</b>	<b>0</b>	<b>0</b>	<b>0</b>	<b>2</b>

## 2020 Tennessee Titans

Date	Opp	W/L	P/S	Tot Solo Asst	Sk - Yds	QBP	TFL	Int - Yds	-TD	PD	FF	FR - Yds	SpT
Sept 14	@ Den	W	PS										
Sept 20	Jax	W	PS										
Sept 27	@ Min	W	PS										
Oct 11	Buf	W	p	0	0	0	0.0	0.0	0	0	0	0	0
Oct 18	Hou	W	p	0	0	0	0.0	0.0	0	0	0	0	1
Oct 25	Pit	L	p	0	0	0	0.0	0.0	0	0	0	0	1
Nov 1	@ Cin	L	p	0	0	0	0.0	0.0	0	0	0	0	1
Nov 8	Chi	W	p	0	0	0	0.0	0.0	0	0	0	0	2
Nov 12	Ind	L	p	0	0	0	0.0	0.0	0	0	0	0	0
Nov 22	@ Bal	W	p	0	0	0	0.0	0.0	0	0	0	0	2
Nov 29	@ Ind	W	p	0	0	0	0.0	0.0	0	0	0	0	0
Dec 6	Cle												
Dec 13	@ Jax												
Dec 20	Det												
Dec 27	@ GB												
Jan 3	@ Hou												
<b>Totals</b>		<b>8-3</b>	<b>8/0</b>	<b>0</b>	<b>0</b>	<b>0</b>	<b>0.0</b>	<b>0.0</b>	<b>0</b>	<b>0</b>	<b>0</b>	<b>0</b>	<b>7</b>

## DAREN BATES' NFL STATISTICS

REGULAR SEASON		TACKLES									INTERCEPTIONS					FUMBLES			
Year	Team	GP	GS	Tot	Solo	Asst	Sk	Yds	QBP	TFL	No	Yds	Lg	TD	PD	FF	FR	Yds	SpT
2013	St. Louis	15	0	0	0	0	0.0	0.0	NA	NA	0	0	-	0	0	0	0	0	4
2014	St. Louis	14	0	1	1	0	0.0	0.0	NA	NA	0	0	-	0	0	0	0	0	10
2015	St. Louis	15	0	3	2	1	0.0	0.0	NA	NA	0	0	-	0	1	0	1	0	10
2016	Oakland	16	0	3	3	0	0.0	0.0	NA	NA	0	0	-	0	0	0	0	0	7
2017	Tennessee	16	0	0	0	0	0.0	0.0	0	0	0	0	0	0	0	0	0	0	16
2018	Tennessee	16	0	6	3	3	0.0	0.0	0	0	0	0	0	0	0	0	0	0	10
2019	Tennessee	13	0	1	1	0	0.0	0.0	0	0	0	0	0	0	0	0	0	0	11
2020	Tennessee	8	0	0	0	0	0.0	0.0	0	0	0	0	0	0	0	0	0	0	7
<b>NFL Totals</b>		<b>113</b>	<b>0</b>	<b>14</b>	<b>10</b>	<b>4</b>	<b>0.0</b>	<b>0.0</b>	<b>0</b>	<b>0</b>	<b>0</b>	<b>0</b>	<b>0</b>	<b>0</b>	<b>1</b>	<b>0</b>	<b>1</b>	<b>0</b>	<b>75</b>

PLAYOFFS		TACKLES									INTERCEPTIONS					FUMBLES			
Year	Team	GP	GS	Tot	Solo	Asst	Sk	Yds	QBP	TFL	No	Yds	Lg	TD	PD	FF	FR	Yds	SpT
2016	Oakland	1	0	0	0	0	0.0	0.0	NA	NA	0	0	-	0	0	0	0	0	1
2017	Tennessee	2	0	0	0	0	0.0	0.0	0	0	0	0	0	0	0	0	0	0	2
2019	Tennessee	3	0	0	0	0	0.0	0.0	0	0	0	0	0	0	0	0	0	0	2
<b>NFL Totals</b>		<b>6</b>	<b>0</b>	<b>0</b>	<b>0</b>	<b>0</b>	<b>0.0</b>	<b>0.0</b>	<b>0</b>	<b>0</b>	<b>0</b>	<b>0</b>	<b>0</b>	<b>0</b>	<b>0</b>	<b>0</b>	<b>0</b>	<b>0</b>	<b>5</b>

### Single-Game Highs

Tackles - 3 (Twice, last vs. New England 11/11/18)  
 Fumble Recovery - 1 at Arizona (10/4/15)  
 Passes Defensed - 1 at Cincinnati (11/29/15)

### Playoff Single-Game Highs

Special Teams Tackles - 1 (Five times, last at Kansas City 1/19/20)

### Additional Statistics

Blocked Field Goal - 1 (2014)  
 Touchdowns - 1 (11-yard fumble return at Houston, 10/13/13)  
 Special Teams Forced Fumble - 1 vs. Jacksonville (11/24/19)  
 Special Teams Fumble Recovery - 1 vs. Jacksonville (11/24/19)



# 13 CAMERON BATSON

WIDE RECEIVER • 5'8" • 175 LBS • COLLEGE: TEXAS TECH  
ACQUIRED: FREE AGENT - 2018 • NFL EXPERIENCE (NFL/TITANS): 3/3  
HOMETOWN: OKLAHOMA CITY, OKLA.  
GAMES PLAYED/GAMES STARTED: 18/3 (PLAYOFFS: 0/0)



**PRO:** The Titans signed Cameron Batson as a rookie free agent following the 2018 NFL Draft. The 5-foot-8-inch, 180-pounder is a shifty route-runner with good burst and run-after-catch ability. The Texas Tech product also has experience in the return game having brought back both kickoffs and punts during his collegiate career. In four seasons with the Red Raiders, Batson collected 157 receptions for 1,499 yards and 14 touchdowns, while returning 22 kickoffs for 417 yards and 65 punts for 394 yards.

### CAREER HIGHLIGHTS:

- In 2018, Batson made the Titans' active roster out of training camp as a rookie free agent. He appeared in 11 games with two starts at wide receiver and posted eight catches for 82 yards.

### TITANS TIDBITS:

- Batson was the valedictorian of his class at Millwood (Okla.) High School, and at Texas Tech, he graduated cum laude with his accounting degree in just over three years. His valedictorian speech – he had 52 in his graduating class – focused on his class, along with his past, and his journey.
- Batson wasn't necessarily expecting to make the team's 53-man roster as a rookie free agent in 2018. So when he walked into general manager Jon Robinson's office during cutdown day, he was expecting the worst. But things took a nice turn, and then something happened even the GM had never experienced before. Robinson told Batson he'd made the team's 53-man roster, and an impromptu prayer broke out. "I sat there and prayed," Batson said, "and Jon bowed his head with me. He said, "That's the first time anyone had ever done that.' ... I just wanted to give God the glory, with everything that is going on good or bad, because without Him nothing is possible."
- He has a dog named Kookie, and runs an Instagram account for her @ms.kookiemonster.
- Batson was roommates with Kansas City Chiefs quarterback Patrick Mahomes at Texas Tech.

### CAREER TRANSACTIONS:

- The Oklahoma City, Okla., native was signed by the Titans as an undrafted free agent on May 11, 2018.
- Waived by the Titans on Sept. 17, 2018 and signed to the team's practice squad a day later.
- Signed by the Titans to their active roster from the practice squad on Oct. 10, 2018.
- Waived by the Titans on Sept. 7, 2020 and signed to the team's practice squad two days later.
- Activated from the practice squad to the active roster standard elevation on Sept. 19, 2020.
- Activated from the practice squad to the active roster COVID-19 replacement on Oct. 17, 2020.
- Signed by the Titans to their active roster from the practice squad on Nov. 7, 2020.

### SEASON RECAPS:

#### 2020 (7/1):

- Against Jacksonville (9/20), returned to the lineup for the first time since 2018 and snared two passes for 26 yards. Rushed once for 11 yards on a jet sweep.
- At Minnesota (9/27), started at wide receiver.
- Against Houston (10/18), played as a reserve at wide receiver and hauled in one reception for 13 yards.

- Against Chicago (11/8), played as a reserve at wide receiver and caught one pass for six yards. Registered his first career kickoff return for 23 yards in the fourth quarter.
- Against Indianapolis (11/12), played as a reserve at wide receiver and snared two passes for eight yards. Returned two kickoffs for 60 yards. Kickstarted the Titans' initial touchdown drive with a 35-yard return on the opening kickoff of the game.
- At Baltimore (11/22), saw action as a reserve at wide receiver and caught two passes for 21 yards. Rushed for four yards on a direct snap. Returned three kickoffs for 47 yards. Kept the Titans' opening scoring drive alive with a 14-yard catch on third-and-11 in the first stanza.
- At Indianapolis (11/29), played as a reserve at wide receiver and rushed once for five yards out of the Wildcat formation. Returned one kickoff for 18 yards. Extended the Titans' fourth touchdown drive by taking a direct snap and gaining five yards off right end on third-and-one late in the second quarter.

**2019 (0/0, 0/0):** Spent the entire season on injured reserve after getting injured during training camp.

**2018 (11/2):** Appeared in 11 games with two starts at wide receiver as a rookie and recorded eight receptions for 82 yards. Carried the ball once for one yard. Returned three punts for four yards. Collected a special teams tackle on coverage units. Was inactive for two games. Spent three weeks on the team's practice squad. Saw action in his first career NFL game against Baltimore (10/14/18). Made his first career reception at L.A. Chargers in London (10/21/18). Made his first career start at Indianapolis (11/18/18).

- Against Baltimore (10/14), made his NFL debut as a reserve on special teams and returned one punt for zero yards.
- At Los Angeles Chargers in London (10/21), played as a reserve at wide receiver and hauled in his first NFL reception for no gain.
- At Dallas (11/5), saw action as a reserve at wide receiver and hauled in two receptions for 21 yards. Kept the Titans' second touchdown drive alive with a 12-yard grab on third-and-seven in the second quarter.
- Against New England (11/11), played as a reserve at wide receiver and collected two receptions for 36 yards. Hauled in a 26-yard reception with a toe-drag catch along the sideline in the third quarter.
- At Indianapolis (11/18), made his first career start at wide receiver and caught one pass for five yards. Rushed once for one yard.
- At Houston (11/26), saw action as a reserve at wide receiver and hauled in one reception for 13 yards. Collected a special teams stop on coverage units.
- Against N.Y. Jets (12/2), started at wide receiver and caught one pass for seven yards.

### COLLEGE:

- Appeared in 50 games over four seasons at Texas Tech and totaled 157 receptions for 1,499 yards and 14 touchdowns. Also returned 22 kickoffs for 417 yards and returned 65 punts for 394 yards.
- As a senior (2017), saw action in all 13 games with nine starts. Set a single-season career-high with 924 all-purpose yards. Caught 59 passes for 487 yards and five touchdowns. Returned 14 kicks for 308 yards and 17 punts for 91 yards. Also rushed six times for 38 yards. Named a semifinalist for the Campbell Award given to the best football scholar-athlete in the nation and named first-team Academic All-Big 12.
- As a junior (2016), appeared in all 12 games with 10 starts and his 60 receptions ranked second on the team and his 644 receiving yards ranked fourth on the squad. Scored eight touchdowns on the season. Returned



13 kickoffs for 308 yards and 17 punts for 157 yards. Named first-team Academic All-Big 12.

- As a sophomore (2015), saw action in all 13 games and finished the season with 29 receptions for 327 yards and one touchdown. Returned 13 punts for 81 yards. Named Academic All-Big 12 first-team honoree.
- As a true freshman (2014), played in 12 games and tallied nine receptions for 41 yards. Returned 18 punts for 65 yards.
- Graduated cum laude with a degree in accounting in 2017 from Texas Tech.

**PERSONAL:**

- Attended Millwood (Okla.) High School where he was named the Oklahoma Gatorade State Player of the Year and The Oklahoman's first-team All-State selection.
- As a senior, passed for over 2,000 yards, rushed for over 1,200 yards and returned four punts for touchdowns. As a defensive back, tallied 48

tackles and 19 career interceptions, including five interceptions he returned for touchdowns.

- Helped guide his high school basketball team to a state championship as a junior.
- Son of Ericka Batson and Willie Batson III and has twin sisters, Caira and Carmen.
- Follow Batson on Twitter at @KillaCam\_3\_.
- Follow Batson on Instagram at @Camb\_13.
- Born Cameron Malik Batson on Dec. 20, 1995 in Oklahoma City, Okla.

**CAMERON BATSON'S GAME-BY-GAME**

2018 Tennessee Titans					RECEIVING				
Date	Opp.	W/L	P/S	No	Yds	Avg	Lg	TD	
Sept 9	@ Mia	L	IA						
Sept 16	Hou	W	IA						
Sept 23	@ Jax	W	PS						
Sept 30	Phi	W	PS						
Oct 7	@ Buf	L	PS						
Oct 14	Bal	L	p	0	0	-	0	0	
Oct 21	@ LAC	L	p	1	0	0.0	0	0	
Nov 5	@ Dal	W	p	2	21	10.5	12	0	
Nov 11	NE	W	p	2	36	18.0	26	0	
Nov 18	@ Ind	L	S	1	5	5.0	5	0	
Nov 26	@ Hou	L	p	1	13	13.0	13	0	
Dec 2	NYJ	W	S	1	7	7.0	7	0	
Dec 6	Jax	W	p	0	0	-	0	0	
Dec 16	@ NYG	W	p	0	0	-	0	0	
Dec 22	Was	W	p	0	0	-	0	0	
Dec 30	Ind	L	p	0	0	-	0	0	
<b>Totals</b>		<b>9-7</b>	<b>11/2</b>	<b>8</b>	<b>82</b>	<b>10.3</b>	<b>26</b>	<b>0</b>	

2020 Tennessee Titans					RECEIVING				
Date	Opp.	W/L	P/S	No	Yds	Avg	Lg	TD	
Sept 14	@ Den	W	PS						
Sept 20	Jax	W	p	2	26	13.0	18	0	
Sept 27	@ Min	W	S	0	0	-	0	0	
Oct 13	Buf	W	R/C						
Oct 18	Hou	W	p	1	13	13.0	13	0	
Oct 25	Pit	L	PS						
Nov 1	@ Cin	L	PS						
Nov 8	Chi	W	p	1	6	6.0	6	0	
Nov 12	Ind	L	p	2	8	4.0	5	0	
Nov 22	@ Bal	W	p	2	21	10.5	14	0	
Nov 29	@ Ind	W	p	0	0	-	0	0	
Dec 6	Cle								
Dec 13	@ Jax								
Dec 20	Det								
Dec 27	@ GB								
Jan 3	@ Hou								
<b>Totals</b>		<b>8-3</b>	<b>7/1</b>	<b>8</b>	<b>74</b>	<b>9.3</b>	<b>18</b>	<b>0</b>	

**CAMERON BATSON'S NFL STATISTICS**

REGULAR SEASON		RECEIVING								RUSHING				
Year	Team	GP	GS	No	Yds	Avg	Lg	TD	Att	Yds	Avg	Lg	TD	
2018	Tennessee	11	2	8	82	10.3	26	0	1	1	1.0	1	0	
2019	Tennessee	0	0						Injured Reserve					
2020	Tennessee	7	1	8	74	9.3	18	0	3	20	6.7	11	0	
<b>NFL Totals</b>		<b>18</b>	<b>3</b>	<b>16</b>	<b>156</b>	<b>9.8</b>	<b>26</b>	<b>0</b>	<b>4</b>	<b>21</b>	<b>5.3</b>	<b>11</b>	<b>0</b>	

REGULAR SEASON		PUNT RETURNS							KICKOFF RETURNS				
Year	Team	No	FC	Yds	Avg	Lg	TD	No	Yds	Avg	Lg	TD	
2018	Tennessee	3	1	4	1.3	5	0	0	0	0	-	0	0
2019	Tennessee							Injured Reserve					
2020	Tennessee	0	0	0	-	0	0	7	148	21.1	35	0	
<b>NFL Totals</b>		<b>3</b>	<b>1</b>	<b>4</b>	<b>1.3</b>	<b>5</b>	<b>0</b>	<b>7</b>	<b>148</b>	<b>21.1</b>	<b>35</b>	<b>0</b>	


**Single-Game Highs**

- Receptions - **2 (Four times, last at Baltimore 11/22/20)**
- Receiving Yards - **36 vs. New England (11/11/18)**
- Long Reception - **26 vs. New England (11/11/18)**
- Rushes - **1 (Four times, last at Indianapolis 11/29/20)**
- Rushing Yards - **11 vs. Jacksonville (9/20/20)**
- Long Rush - **11 vs. Jacksonville (9/20/20)**
- Kickoff Returns - **3 at Baltimore (11/22/20)**
- Kickoff Return Yards - **60 vs. Indianapolis (11/12/20)**
- Kickoff Return Long - **35 vs. Indianapolis (11/12/20)**

- Punt Returns - **2 vs. Jacksonville (12/6/18)**
- Punt Return Yards - **4 vs. Jacksonville (12/6/18)**
- Punt Return Long - **5 vs. Jacksonville (12/6/18)**

**Additional Career Statistics**

Special Teams Tackles - **1 (2018)**



# 41 KHARI BLASINGAME

FULLBACK/RUNNING BACK • 6'0" • 233 LBS • COLLEGE: VANDERBILT  
ACQUIRED: FREE AGENT - 2019 • NFL EXPERIENCE (NFL/TITANS): 2/2  
HOMETOWN: NEW MARKET, ALA.  
GAMES PLAYED/GAMES STARTED: 16/9 (PLAYOFFS: 3/1)



**PRO:** The Titans signed fullback/running back Khari Blasingame off the Minnesota Vikings' practice squad during the 2019 season to provide depth in the backfield and on special teams. Blasingame originally signed with the Vikings as a rookie free agent following the 2019 NFL Draft and spent the first 10 weeks of his rookie campaign on the team's practice squad. The 6-foot, 233-pounder amassed 997 rushing yards and 15 rushing scores as well as 35 catches for 380 yards and two receiving touchdowns during his collegiate career at Vanderbilt.

#### TITANS TIDBITS:

- Blasingame enjoys playing the saxophone.
- Blasingame originally started his Vanderbilt career at linebacker before transitioning to running back as a sophomore in 2016.
- After his football career, Blasingame's goal is to become the CEO of a hospital or health care system. Once there, he wants to focus on improving health care outcomes for disadvantaged populations. He earned his undergraduate degree in medicine, health and society from Vanderbilt in 2017 and is working towards master's degree in education, after playing his final collegiate season in 2018 as a graduate student.

#### CAREER TRANSACTIONS:

- The New Market, Ala., native was originally signed by the Minnesota Vikings as a rookie free agent on May 3, 2019.
- Waived by the Vikings on Aug. 31, 2019 and signed to the team's practice squad a day later.
- Signed by the Titans to their active roster from the Minnesota Vikings' practice squad on Nov. 13, 2019.

#### SEASON RECAPS:

**2020 (10/6 - Tennessee):** Has tied for the team lead in special teams tackles once in 2020 (vs. IND).

- At Denver (9/14), saw action as a reserve at fullback and snared one catch for five yards.
- Against Jacksonville (9/20), started at fullback and saw action on special teams.
- At Minnesota (9/27), played as a reserve at fullback and helped the Titans collect 134 yards on the ground.
- Against Buffalo (10/13), missed the game while on reserve/COVID-19.
- Against Houston (10/18), started at fullback and helped open holes for Titans' rushers to gain 263 yards on the ground, including 212 rushing yards by Derrick Henry.
- Against Pittsburgh (10/25), played as a reserve at fullback and on special teams.
- At Cincinnati (11/1), saw action as a reserve at fullback and snared a reception for five yards. Returned one kickoff for 11 yards
- Against Chicago (11/8), started at fullback.
- Against Indianapolis (11/12), started at fullback and snared one pass for 13 yards. Registered a special teams tackle on coverage units.
- At Baltimore (11/22), started at fullback and helped open holes for Titans' ball carriers to gain 173 yards on the ground.
- At Indianapolis (11/29), started at fullback and blocked for Titans' rushers to gain 229 yards on 45 carries.

**2019 (6/3, 3/1 - Tennessee):** Saw action in six games with three starts at fullback during his rookie campaign. Caught four passes for 54 yards and collected two special teams tackles. Played in all three postseason contests with a start at fullback and notched two special teams tackles and a forced fumble on coverage units. Spent the first 10 weeks of the season

on the Minnesota Vikings' practice squad before being signed by the Titans to their active roster on Nov. 13, 2019. Tied for the team lead in special teams tackles twice in 2019 (at IND, at NE). Made his first career start in his NFL debut against Jacksonville (11/24/19).

- Against Jacksonville (11/24), started at fullback in his NFL debut. Notched a special teams tackle on coverage units.
- At Indianapolis (12/1), played as a reserve at fullback and on special teams. Tied for the team lead with a special teams tackle on coverage units.
- At Oakland (12/8), saw action as a reserve at fullback and snared two receptions for 47 yards. Helped open holes for Titans' rushers to gain 161 yards on the ground. Set up the Titans' opening score with his first career catch, a 24-yard reception, in the first quarter. Got the Titans offense some breathing room with a 23-yard catch to the Tennessee 34-yard line in the third quarter.
- Against Houston (12/15), played as a reserve at fullback and caught one pass for no gain.
- Against New Orleans (12/22), started at fullback and helped the Titans amass 149 rushing yards on 26 carries.
- At Houston (12/29), started at fullback and caught one pass for seven yards. Helped open holes for Titans' rushers to gain 245 yards on the ground.
- At New England (1/4), started at fullback in his first career postseason game and blocked for Derrick Henry to amass 182 rushing yards. Tied for the team lead with a special teams tackle and a forced fumble on coverage units.
- At Baltimore (1/11), played as a reserve at fullback and helped open holes for Derrick Henry to collect a franchise postseason record 195 yards on the ground. Played as a reserve on special teams and collected a tackle on coverage units.
- At Kansas City (1/19), saw action as a reserve at fullback and on special teams.

#### COLLEGE:

- Helped revitalize Vanderbilt's football program, advancing to Independence Bowl against N.C. State in 2016 and Texas Bowl against Baylor in 2018. Capped his collegiate career with CoSIDA Academic All-District honors in 2017 and 2018 and SEC Academic Honor Roll recognition from 2015-17.
- As a graduate student (2018), played in all 13 games with two starts and rushed for 401 yards and five touchdowns on 96 attempts, while adding 25 receptions for 320 yards and a score.
- As a junior (2017), participated in 11 games with one start at running back. As the top reserve to Commodores all-time leading rusher Ralph Webb, produced 147 yards on 45 carries.
- As a sophomore (2016), after moving from linebacker to running back in spring drills, played in all 13 games at running back and on special team return units. Finished the season second on the squad with 449 rushing yards and 10 rushing touchdowns on 97 carries. Also registered four receptions.
- As a redshirt freshman (2015), played in 11 games, contributing at inside linebacker and on special teams.
- In 2014, did not see action as a true freshman.
- Earned an undergraduate degree in medicine, health and society from Vanderbilt in May 2017, and is currently working toward a Master's of Education from Vanderbilt's Peabody College.

#### PERSONAL:

- Named second team All-State as a defensive back at Buckhorn

(Huntsville, Ala.) High School.

- As a senior, posted 64 solo tackles and pair of interceptions as a safety. Also rushed for 966 yards and 10 touchdowns.
- Started at cornerback during junior and sophomore seasons.
- Played baseball and did sprints and jumps on the track and field squad at Buckhorn.
- Served as school ambassador and member of National Honor Society.
- Son of Stanley and Tara Blasingame and has an older sister, Camara.
- Born Khari Thomas Blasingame on July 1, 1996 in Huntsville, Ala.

## KHARI BLASINGAME'S GAME-BY-GAME

2019 Tennessee Titans										RUSHING					RECEIVING				
Date	Opp	W/L	P/S	Att	Yds	Avg	Lg	TD	No	Yds	Avg	Lg	TD						
Nov 24	Jax	W	S	0	0	-	0	0	0	0	-	0	0						
Dec 1	@ Ind	W	p	0	0	-	0	0	0	0	-	0	0						
Dec 8	@ Oak	W	p	0	0	-	0	0	2	47	23.5	24	0						
Dec 15	Hou	L	p	0	0	-	0	0	1	0	0.0	0	0						
Dec 22	NO	L	S	0	0	-	0	0	0	0	-	0	0						
Dec 29	@ Hou	W	S	0	0	-	0	0	1	7	7.0	7	0						
<b>Totals</b>		<b>4-2</b>	<b>6/3</b>	<b>0</b>	<b>0</b>	<b>-</b>	<b>0</b>	<b>0</b>	<b>4</b>	<b>54</b>	<b>13.5</b>	<b>24</b>	<b>0</b>						
Playoffs																			
Jan 4	@ NE	W	S	0	0	-	0	0	0	0	-	0	0						
Jan 11	@ Bal	W	p	0	0	-	0	0	0	0	-	0	0						
Jan 19	@ KC	L	p	0	0	-	0	0	0	0	-	0	0						
<b>Totals</b>		<b>2-1</b>	<b>3/1</b>	<b>0</b>	<b>0</b>	<b>-</b>	<b>0</b>	<b>0</b>	<b>0</b>	<b>0</b>	<b>-</b>	<b>0</b>	<b>0</b>						

2020 Tennessee Titans										RUSHING					RECEIVING				
Date	Opp	W/L	P/S	Att	Yds	Avg	Lg	TD	No	Yds	Avg	Lg	TD						
Sept 14	@ Den	W	p	0	0	-	0	0	1	5	5.0	5	0						
Sept 20	Jax	W	S	0	0	-	0	0	0	0	-	0	0						
Sept 27	@ Min	W	p	0	0	-	0	0	0	0	-	0	0						
Oct 13	Buf	W	R/C																
Oct 18	Hou	W	S	0	0	-	0	0	0	0	-	0	0						
Oct 25	Pit	L	p	0	0	-	0	0	0	0	-	0	0						
Nov 1	@ Cin	L	p	0	0	-	0	0	1	5	5.0	5	0						
Nov 8	Chi	W	S	0	0	-	0	0	0	0	-	0	0						
Nov 12	Ind	L	S	0	0	-	0	0	1	13	13.0	13	0						
Nov 22	@ Bal	W	S	0	0	-	0	0	0	0	-	0	0						
Nov 29	@ Ind	W	S	0	0	-	0	0	1	16	16.0	16	0						
Dec 6	Cle																		
Dec 13	@ Jax																		
Dec 20	Det																		
Dec 27	@ GB																		
Jan 3	@ Hou																		
<b>Totals</b>		<b>8-3</b>	<b>10/6</b>	<b>0</b>	<b>0</b>	<b>-</b>	<b>0</b>	<b>0</b>	<b>4</b>	<b>39</b>	<b>9.8</b>	<b>16</b>	<b>0</b>						

## KHARI BLASINGAME'S NFL STATISTICS

REGULAR SEASON		RUSHING								RECEIVING				
Year	Team	GP	GS	No	Yds	Avg	Lg	TD	Att	Yds	Avg	Lg	TD	
2019	Tennessee	6	3	0	0	0.0	-	0	4	54	13.5	24	0	
2020	Tennessee	10	6	0	0	-	0	0	4	39	9.8	16	0	
<b>NFL Totals</b>		<b>16</b>	<b>9</b>	<b>0</b>	<b>0</b>	<b>-</b>	<b>0</b>	<b>0</b>	<b>8</b>	<b>93</b>	<b>11.6</b>	<b>24</b>	<b>0</b>	

PLAYOFFS		RUSHING								RECEIVING				
Year	Team	GP	GS	Att	Yds	Avg	Lg	TD	No	Yds	Avg	Lg	TD	
2019	Tennessee	3	1	0	0	0.0	-	0	0	0	0.0	-	0	
<b>NFL Totals</b>		<b>3</b>	<b>1</b>	<b>0</b>	<b>0</b>	<b>0.0</b>	<b>-</b>	<b>0</b>	<b>0</b>	<b>0</b>	<b>0.0</b>	<b>-</b>	<b>0</b>	

### Single-Game Highs

Receptions - 2 at Oakland (12/8/19)  
 Receiving Yards - 47 at Oakland (12/8/19)  
 Long Reception - 24 at Oakland (12/8/19)

### Additional Statistics

Special Teams Tackles - 2 (2019)  
 Kickoff Returns - **1 for 11 yards at Cincinnati (11/1/20)**

### Additional Playoff Statistics

Special Teams Tackles - 2 (2019), **1 (2020)**  
 Special Teams Forced Fumble - 1 at New England (1/4/20)





# 39 BREON BORDERS

CORNERBACK • 6'0" • 189 LBS • COLLEGE: DUKE  
ACQUIRED: FREE AGENT - 2020 • NFL EXPERIENCE (NFL/TITANS): 2/1  
HOMETOWN: STATESVILLE, N.C.  
GAMES PLAYED/GAMES STARTED: 18/5 (PLAYOFFS: 0/0)



**PRO:** The Titans signed veteran cornerback Breon Borders to the practice squad during Week 3 of the 2020 season to bring experience to the secondary. The 6-foot, 189-pounder originally signed with the Oakland Raiders as a rookie free agent following the 2017 NFL Draft and has also spent time with the Buffalo Bills, Houston Texans, Jacksonville Jaguars, Washington Football Team, Pittsburgh Steelers and Miami Dolphins. The Statesville, N.C., native has appeared in 13 career games with one start and recorded seven tackles and one fumble recovery.

### CAREER HIGHLIGHTS:

- In 2019, Borders appeared in a career-best 12 games and made his first NFL start. Recorded career-highs with seven tackles and one fumble recovery.

### TITANS TIDBITS:

- Borders can play the piano.
- His dream job outside of sports would be the CEO of an after-school athletic program.

### CAREER TRANSACTIONS:

- The Statesville, N.C., native was signed by the Oakland Raiders as an undrafted free agent on May 5, 2017.
- Waived by the Raiders on Sept. 2, 2017 and signed to the team's practice squad a day later.
- Signed by the Buffalo Bills to their active roster on Dec. 16, 2017.
- Waived by Buffalo on Sept. 1, 2018.
- Signed by the Houston Texans to the team's practice squad on Sept. 11, 2018.
- Waived by Houston on Oct. 2, 2018.
- Signed by the Jacksonville Jaguars to the team's practice squad on Oct. 25, 2018.
- Signed by the Jaguars to the team's active roster off of the practice squad on Dec. 22, 2018.
- Waived by the Jaguars on Dec. 3, 2019.
- Signed by the Jaguars to the team's practice squad on Dec. 5, 2019.
- Signed by the Washington Football Team to their active roster on Dec. 24, 2019.
- Waived by Washington on March 23, 2020.
- Signed by the Pittsburgh Steelers on April 16, 2020.
- Waived by the Steelers on Aug. 11, 2020.
- Claimed off of waivers by the Miami Dolphins on Aug. 12, 2020.
- Waived by the Dolphins on Sept. 5, 2020.
- Signed by the Titans to the team's practice squad on Sept. 21, 2020.
- Activated from the practice squad to the active roster standard elevation on Oct. 31, 2020.
- Signed by the Titans to their active roster from the practice squad on Nov. 7, 2020.

### SEASON RECAPS:

**2020 (5/4 - Tennessee):** Has led the team in passes defended once in 2020 (at IND). Collected his first career interception at Indianapolis (11/29/20).

- At Cincinnati (11/1), made his Titans debut as a reserve at cornerback and posted three tackles.
- Against Chicago (11/8), made his first start with the Titans at cornerback and tallied a career-high nine tackles with a pass defended. Defended a pass intended for Darnell Mooney in the final stanza.
- Against Indianapolis (11/12), started at cornerback and collected five

tackles.

- At Baltimore (11/22), started at cornerback and totaled a tackle and a pass defended. Broke up a deep pass intended for Willie Snead IV early in the first quarter.
- At Indianapolis (11/29), started at cornerback and recorded two tackles, his first career interception and another pass defended. Halted a Colts' drive by intercepting a Philip Rivers pass intended for Zach Pascal on third-and-10 in the third stanza.

**2019 (11/1 - Jacksonville; 1/0 - Washington):** Saw action in 12 games with one start on the season, including 11 contests and one start for Jacksonville and one game for Washington. Tallied seven tackles and one fumble recovery. Was inactive for one game while with the Jaguars.

- Against Houston (11/3), made his first career start and notched a career-best six tackles and his first career fumble recovery.

**2018 (1/0 - Jacksonville):** Played in one game for Jacksonville and was inactive for another. Spent seven games on the Jaguars practice squad and three games on the Houston Texans practice squad. Spent the offseason and training camp with the Buffalo Bills but was waived during roster cuts.

- At Miami (12/23), made his NFL debut.

**2017 (0/0 - Oakland; 0/0 Buffalo):** Was inactive for three games while with the Bills. Spent 13 games on the Oakland Raiders practice squad.

### COLLEGE:

- Played in 49 games with 35 starts over four seasons (2013-16) at Duke. Totaled 148 tackles, 7.0 tackles for loss, 1.0 sack, 46 passes defended, 12 interceptions, one forced fumble, two fumble recoveries and one blocked field goal. Finished his career ranked third in passes defended and tied for sixth in interceptions in program history.
- As a senior (2016), started nine games and recorded 27 tackles, 2.5 tackles for loss, two interceptions, one forced fumble and one fumble recovery. Earned third team All-ACC honors from the league's coaches.
- As a junior (2015), started all 13 games and posted 56 tackles, 4.0 tackles for loss, 1.0 sack and a team-leading three interceptions. Led Duke in interceptions for the third consecutive season and became the third player in school history to lead the team in interceptions in freshman, sophomore and junior seasons. Earned Duke's Iron Devil Award for playing the most snaps with 1,118.
- As a sophomore (2014), started all 13 games and posted 39 tackles, 0.5 tackle for loss, a team-high three interceptions, one fumble recovery and one blocked field goal.
- As a freshman (2013), played in all 14 games and registered 26 tackles and a team-leading four interceptions. Set the Duke freshman record for interceptions.
- Majored in cultural anthropology at Duke.

### PERSONAL:

- Attended Statesville (N.C.) High School where he posted 91 tackles, seven interceptions, three forced fumbles and two fumble recoveries for touchdowns as a senior.
- Also lettered in basketball and track and field, and was a three-time all-conference and all-county selection in track and field.
- Son of Chaketa Borders and Kaseem Miller.
- Has a son, Breon Jr.
- Born Breon Borders on July 22, 1995 in Statesville, N.C.

## BREON BORDERS' DEFENSIVE GAME-BY-GAME

### 2017 Buffalo Bills, Oakland Raiders

Date	Opp	W/L	P/S	Tot Solo	Asst	Sk	- Yds	QBP	TFL	Int - Yds	-TD	PD	FF	FR - Yds	SpT
Sept 10	@ Ten	W	PS												
Sept 17	NYJ	W	PS												
Sept 24	@ Was	L	PS												
Oct 1	@ Den	L	PS												
Oct 8	Bal	L	PS												
Oct 15	LAC	L	PS												
Oct 19	KC	W	PS												
Oct 29	@ Buf	L	PS												
Nov 5	@ Mia	W	PS												
Nov 19	NE	L	PS												
Nov 26	Den	W	PS												
Dec 3	NYG	W	PS												
Dec 10	@ KC	L	PS												

Signed by the Buffalo Bills to the team's active roster on Dec. 16, 2017

Dec 17	Mia	W	IA												
Dec 24	@ NE	L	IA												
Dec 31	@ Mia	W	IA												
<b>Totals</b>		<b>8-8</b>	<b>0/0</b>	<b>0</b>	<b>0</b>	<b>0</b>	<b>0.0</b>	<b>0.0</b>	<b>0</b>	<b>0</b>	<b>0</b>	<b>0</b>	<b>0</b>	<b>0</b>	<b>0</b>

### 2018 Houston Texans, Jacksonville Jaguars

Date	Opp	W/L	P/S	Tot Solo	Asst	Sk	- Yds	QBP	TFL	Int - Yds	-TD	PD	FF	FR - Yds	SpT
Sept 16	@ Ten	L	PS												
Sept 23	NYG	L	PS												
Sept 30	@ Ind	W	PS												
Signed by the Jacksonville Jaguars to the team's practice squad on Oct. 25, 2018															
Oct 28	Phi	L	PS												
Nov 11	@ Ind	L	PS												
Nov 18	Pit	L	PS												
Nov 25	@ Buf	L	PS												
Dec 2	Ind	W	PS												
Dec 6	@ Ten	L	PS												
Dec 16	Was	L	PS												
Dec 23	@ Mia	W	p	0	0	0	0.0	0.0	0	0	0	0	0	0	0
Dec 30	Hou	L	IA												
<b>Totals</b>		<b>3-9</b>	<b>1/0</b>	<b>0</b>	<b>0</b>	<b>0</b>	<b>0.0</b>	<b>0.0</b>	<b>0</b>	<b>0</b>	<b>0</b>	<b>0</b>	<b>0</b>	<b>0</b>	<b>0</b>

### 2019 Jacksonville Jaguars, Washington

Date	Opp	W/L	P/S	Tot Solo	Asst	Sk	- Yds	QBP	TFL	Int - Yds	-TD	PD	FF	FR - Yds	SpT
Sept 8	KC	L	p	0	0	0	0.0	0.0	0	0	0	0	0	0	0
Sept 15	@ Hou	L	p	0	0	0	0.0	0.0	0	0	0	0	0	0	0
Sept 19	Ten	W	IA												
Sept 19	@ Den	W	p	0	0	0	0.0	0.0	0	0	0	0	0	0	0
Oct 6	@ Car	L	p	0	0	0	0.0	0.0	0	0	0	0	0	0	0
Oct 13	NO	L	p	0	0	0	0.0	0.0	0	0	0	0	0	0	0
Oct 20	@ Cin	W	p	0	0	0	0.0	0.0	0	0	0	0	0	0	0
Oct 27	NYJ	W	p	1	0	1	0.0	0.0	0	0	0	0	0	0	0
Nov 3	Hou	L	S	6	6	0	0.0	0.0	0	0	0	0	0	1	0
Nov 17	@ Ind	L	p	0	0	0	0.0	0.0	0	0	0	0	0	0	0
Nov 24	@ Ten	L	p	0	0	0	0.0	0.0	0	0	0	0	0	0	0
Dec 1	TB	L	p	0	0	0	0.0	0.0	0	0	0	0	0	0	0
Dec 8	LAC	L	PS												
Dec 15	@ Oak	W	PS												
Dec 22	@ Atl	L	PS												

Signed by Washington to the team's active roster on Dec. 24, 2019

Dec 29	@ Dal	L	p	0	0	0	0.0	0.0	0	0	0	0	0	0	0
<b>Totals</b>		<b>5-11</b>	<b>12/1</b>	<b>7</b>	<b>6</b>	<b>1</b>	<b>0.0</b>	<b>0.0</b>	<b>0</b>	<b>0</b>	<b>0</b>	<b>0</b>	<b>0</b>	<b>1</b>	<b>0</b>

### 2020 Tennessee Titans

Date	Opp	W/L	P/S	Tot Solo	Asst	Sk	- Yds	QBP	TFL	Int - Yds	-TD	PD	FF	FR - Yds	SpT
Sept 27	@ Min	W	PS												
Oct 13	Buf	W	PS												
Oct 18	Hou	W	PS												
Oct 25	Pit	L	PS												
Nov 1	@ Cin	L	p	3	2	1	0.0	0.0	0	0	0	0	0	0	0
Nov 8	Chi	W	S	9	7	2	0.0	0.0	0	0	0	0	1	0	0
Nov 12	Ind	L	S	5	5	0	0.0	0.0	0	0	0	0	0	0	0
Nov 22	@ Bal	W	S	1	1	0	0.0	0.0	0	0	0	0	1	0	0
Nov 29	@ Ind	W	S	2	2	0	0.0	0.0	0	0	1	0	0	2	0
Dec 6	Cle														
Dec 13	@ Jax														
Dec 20	Det														
Dec 27	@ GB														
Jan 3	@ Hou														
<b>Totals</b>		<b>6-3</b>	<b>5/4</b>	<b>20</b>	<b>17</b>	<b>3</b>	<b>0.0</b>	<b>0.0</b>	<b>0</b>	<b>0</b>	<b>1</b>	<b>0</b>	<b>0</b>	<b>4</b>	<b>0</b>

## BREON BORDERS' NFL STATISTICS

REGULAR SEASON			TACKLES					INTERCEPTIONS					FUMBLES						
Year	Team	GP	GS	Tot	Solo	Asst	Sk	Yds	QBP	TFL	No	Yds	Lg	TD	PD	FF	FR	Yds	SpT
2017	BUF/Oak	0	0	0	0	0	0.0	0.0	0	0	0	0	0	0	0	0	0	0	0
2018	Hou/Jax	1	0	0	0	0	0.0	0.0	0	0	0	0	0	0	0	0	0	0	0
2019	Jax/Was	12	1	7	6	1	0.0	0.0	0	0	0	0	0	0	0	0	1	0	0
2020	Tennessee	5	4	20	17	3	0.0	0.0	0	0	1	0	0	0	4	0	0	0	0
<b>NFL Totals</b>		<b>18</b>	<b>5</b>	<b>27</b>	<b>23</b>	<b>4</b>	<b>0.0</b>	<b>0.0</b>	<b>0</b>	<b>0</b>	<b>1</b>	<b>0</b>	<b>0</b>	<b>4</b>	<b>0</b>	<b>0</b>	<b>1</b>	<b>0</b>	<b>0</b>

### Single-Game Highs

Tackles - **9 vs. Chicago (11/8/20)**

Fumble Recovery - **1 vs. Houston (11/3/18)**

Interceptions - **1 at Indianapolis (11/29/20)**

Passes Defensed - **2 at Indianapolis (11/29/20)**



# 62 AARON BREWER

CENTER • 6'1" • 274 LBS • COLLEGE: TEXAS STATE  
ACQUIRED: FREE AGENT - 2020 • NFL EXPERIENCE (NFL/TITANS): ROOKIE  
HOMETOWN: DALLAS, TEXAS  
GAMES PLAYED/GAMES STARTED: 7/1 (PLAYOFFS: 0/0)



**PRO:** The Titans signed Aaron Brewer as a rookie free agent following the 2020 NFL Draft. The 6-foot-1-inch, 274-pounder appeared in 48 games with 47 consecutive starts over four seasons (2016-19) at Texas State. The Dallas, Texas native brings versatility to the offensive line room, having made starts at center, left guard, right guard, left tackle and right tackle.

### TITANS TIDBITS:

- As an extremely versatile athlete, Brewer has even taught himself to do backflips.

### CAREER TRANSACTIONS:

- The Dallas, Texas native was signed by the Titans as a rookie free agent on May 7, 2020.

### SEASON RECAPS:

**2020 (7/1):** Made his NFL debut at Denver (9/14/20). Started his first career NFL contest at Baltimore (11/22/20).

- At Denver (9/14), saw action as a reserve in his first NFL contest.
- Against Jacksonville (9/20), dressed but did not play.
- At Minnesota (9/27), was inactive.
- Against Buffalo (10/13), saw limited action as a reserve tight end in the jumbo package.
- Against Houston (10/18), suited up but did not play.
- Against Pittsburgh (10/25), saw limited action as an extra lineman on goalline packages.
- At Cincinnati (11/1), dressed but did not play.
- Against Chicago (11/8), saw action as a reserve on special teams.
- Against Indianapolis (11/12), played as a reserve at center late in the game and as an extra tight end.
- At Baltimore (11/22), made his first career NFL start at left guard and helped open holes for Titans' ball carriers to gain 173 yards on the ground.
- At Indianapolis (11/29), saw action as an extra tight end in goalline packages.

### COLLEGE:

- In four seasons at Texas State (2016-19), appeared in 48 games with 47 consecutive starts along the offensive line. Brewer recorded starts at center, left guard, right guard, left tackle and right tackle.
- As a senior (2019), started all 12 games at right tackle. Earned All-Sun Belt second team recognition.
- As a junior (2018), started 12 games with six starts at center and six starts at left tackle. Named to the All-Sun Belt first team Offense by Pro Football Focus and earned honorable mention All-Sun Belt recognition by the league's coaches and media.
- As a sophomore (2017), started all 12 games on the offensive line. Made five starts at center, five games at right guard and two games at left tackle. Earned All-Sun Belt second team honors by Phil Steele and All-Sun Belt third team recognition by the league's coaches and media.
- At Arkansas State (11/18), caught one pass for seven yards.
- As a freshman (2016), played in 12 games and made 11 starts on the

offensive line. Started seven games at left guard and four games at center. Earned All-Sun Belt third team honors by Phil Steele and All-Sun Belt honorable mention recognition by the league's coaches and media.

- Majored in general studies at Texas State.

### PERSONAL:

- Attended Skyline (Texas) High School where he earned All-District 9-6A First-Team honors at guard.
- Rated a two-star recruit by Rivals.
- Also competed in track and field.
- Son of Thedra and Keith Brewer.
- Follow Brewer on Twitter and Instagram @bigtime\_ab.
- Born Aaron Jamal Brewer on Oct. 28, 1997 in Dallas, Texas.

## AARON BREWER'S NFL STATISTICS

### REGULAR SEASON

Year	Team	GP	GS
2020	Tennessee	7	1
<b>NFL Totals</b>		<b>7</b>	<b>1</b>

### Starts Breakdown:

2020 - LG 1

### Additional Career Statistics

Misc. Tackles -





# 11 A.J. BROWN

WIDE RECEIVER • 6'1" • 226 LBS • COLLEGE: MISSISSIPPI  
ACQUIRED: 2ND ROUND - 2019 • NFL EXPERIENCE (NFL/TITANS): 2/2  
HOMETOWN: STARKVILLE, MISS.  
GAMES PLAYED/GAMES STARTED: 25/18 (PLAYOFFS: 3/3)



**PRO:** The Titans selected A.J. Brown in the second round (51st overall) of the 2019 NFL Draft. The 6-foot-1-inch, 226-pounder owns a complete skill set as a wide receiver, excelling in route-running, blocking, and the ability to get open and catch the ball. As a rookie in 2019, he led all NFL rookies in receiving yards (1,051) and total touchdowns (nine), while his 20.2-yard receiving average ranked second among all players behind only Los Angeles Chargers veteran Mike Williams (20.4).

#### CAREER HIGHLIGHTS:

- In 2019, Brown led the Titans in every major receiving category, totaling 52 catches for 1,051 yards and eight touchdowns. Among all rookies in franchise history, he ranked third in receiving yards and fifth in receptions, and he tied for the third-highest receiving touchdown total.
- Brown led the 2019 NFL rookie class in receiving yards and total touchdowns, and he tied for the rookie lead in touchdown receptions. He also placed fifth among rookies in receptions. Among all NFL players in 2019—rookies and veterans—Brown finished second in receiving average (20.2), behind only the Los Angeles Chargers' Mike Williams (20.4).
- In his first NFL game at Cleveland on Sept. 8, 2019, he recorded three catches for 100 yards, becoming the franchise's first player with 100 receiving yards in his first career game since Sid Blanks on Sept. 12, 1964.
- In 2018, Brown started all 12 games in his final season at Ole Miss and set school single-season records in receiving yards (1,320) and catches (85). He led the SEC in both categories.

#### TITANS TIDBITS:

- Brown was selected in the 19th round of the 2016 Major League Baseball Draft by the San Diego Padres as a centerfielder, and he participated in the team's extended spring training program each summer from 2016-18.
- He has a dog, Bentley Juan Brown, and runs an Instagram account for him @bentleyjuan1.
- During a pre-draft visit to San Francisco, Brown was able to link up and work out with Hall of Fame NFL receiver and fellow Mississippian Jerry Rice. Rice took Brown on the horse trail at Edgewood Park in Redwood City, known as one of Rice's training sites, where the pair ran hills as part of their work out. Brown's hometown Starkville, Miss., and Rice's hometown Crawford, Miss., are a 30-minute drive apart.
- In every sport Brown played growing up, he wore jersey No. 1.
- Brown names the 2017 Egg Bowl as his most memorable college football moment. "Playing against Mississippi State in my hometown," he says, "Everything was great. We won, and I had six catches for 167 yards and one touchdown." After reaching the end zone, Brown yelled to the crowd, "This is my city."
- Brown briefly stopped playing football during junior high and his freshman year of high school. He returned to the field his sophomore year after his high school coach suggested he play again.
- He enjoys shooting pool in his free time.
- His transition from college to the pros was made easier due to his older sister, Reva, already living in Nashville before he was drafted by the Titans.

#### CAREER TRANSACTIONS:

- The Starkville, Miss., native was selected by the Titans in the second round (51st overall) the 2019 NFL Draft.

#### SEASON RECAPS:

**2020 (9/7):** Ranks second on the squad with 40 receptions. Leads the team with 638 receiving yards and eight receiving touchdowns. Has led

or tied for the team lead in receptions four times in 2020 (vs. BUF, vs. PIT, vs. CHI, at IND). Has led the team in receiving yards four times in 2020 (vs. BUF, vs. PIT, vs. CHI, at IND). Has seven career 100-yard receiving performances, including two in 2020 (vs. PIT, vs. CHI). Became the franchise's third player to eclipse 1,500 career receiving yards before his 24th birthday at 23 years and 131 days old against Chicago (11/8/20). Became the fourth player in franchise history with at least eight touchdown receptions in back-to-back seasons,

- At Denver (9/14), started at wide receiver and hauled in five passes for 39 yards.
- Against Jacksonville (9/20), was inactive.
- At Minnesota (9/27), was inactive.
- Against Buffalo (10/13), returned to the lineup as a reserve at wide receiver and led the team with seven receptions and 82 receiving yards with a touchdown. Got the Titans on the board early in the first quarter by getting open down the left sideline for a 16-yard touchdown grab in the end zone. Extended the Titans' third touchdown drive by drawing a defensive pass interference penalty on third-and-four late in the second quarter.
- Against Houston (10/18), started at wide receiver and snared five passes for 58 yards with two touchdowns. Registered the 10th and 11th touchdown receptions of his career. In doing so, he became the franchise's first player since the 1970 AFL-NFL merger to reach 10 career touchdown receptions in less than 20 career games. Increased the Titans lead to 14-0 with a six-yard touchdown reception late in the opening quarter. Sent the game to overtime with a seven-yard touchdown grab in the end zone with four seconds left to play in regulation.
- Against Pittsburgh (10/25), started at wide receiver and led the team with career-high tying 153 yards on six catches with a touchdown. Got open over the middle and hauled in a 73-yard catch-and-run touchdown in the third quarter.
- At Cincinnati (11/1), started at wide receiver and collected four receptions for 24 yards with a touchdown. Cut the Bengals' lead to 24-14 by breaking tackles on the way to a nine-yard touchdown reception in the fourth quarter.
- Against Chicago (11/8), started at wide receiver and led the team with four catches and 101 receiving yards with a score. Set up the Titans' opening field goal with a 38-yard catch-and-run reception down to the Bears' 28-yard line in the first quarter. Extended the Titans' first touchdown drive with a 17-yard catch on third-and-six in the second quarter. Got open down the left sideline and hauled in a 40-yard touchdown strike for a 10-0 advantage in the second stanza.
- Against Indianapolis (11/12), saw action as a reserve at wide receiver and caught one pass for 21 yards.
- At Baltimore (11/22), started at wide receiver and snared four receptions for 62 yards with a score. Drew a 39-yard pass interference penalty during the Titans' opening scoring drive in the first quarter. Bulldozed his way into the end zone for a 14-yard touchdown on third-and-10 with 2:26 remaining in the fourth quarter.
- At Indianapolis (11/29), started at wide receiver and led the team with four catches and 98 receiving yards with a touchdown. Scored another touchdown on a 42-yard kickoff return. Became the first player in franchise history with a receiving touchdown and a kickoff return touchdown in the same game. Gave the Titans a 14-7 advantage by getting loose over the middle for a 69-yard catch-and-run touchdown late in the opening stanza. Sealed the victory by hauling in an inside kick and racing 42 yards for a touchdown late in the fourth quarter.

**2019 (16/11, 3/3):** Received all-rookie first team honors from the Pro Football Writers Association. Appeared in all 16 games with 11 starts at wide receiver. Led the team with 52 receptions, 1,051 receiving yards and

eight receiving touchdowns. Led all NFL rookies with 1,051 receiving yards, ranked fifth among all rookies with 52 receptions and tied for first among all NFL rookies with eight touchdown receptions. Led all NFL rookies with five 100-yard receiving games in 2019. His 20.2-yard receiving average in 2019 ranked second among all qualifying NFL players. Also rushed three times for 60 yards with a rushing score. Started all three postseason contests and notched five catches for 64 yards to go along with one rush for nine yards. Led the team in receiving yards eight times (at CLE, at ATL, at CAR, vs. JAX, at IND, at OAK, vs. HOU, at HOU). Led or tied for the team lead in receptions six times (vs. LAC, vs. JAX, at IND, at OAK, vs. HOU, at HOU). Made his first career start in his NFL debut at Cleveland (9/8/19). Collected his first two receiving touchdowns at Atlanta (9/29/19). Became the first rookie in the "Titans era" (1999–present) to have five 100-yard receiving games. Became the first rookie in the "Titans era" (1999–present) with at least five touchdown receptions—he finished with eight. Ranked third in team history for receiving yards by a rookie, fifth in franchise history for receptions by a rookie and tied for third in franchise history for touchdown receptions by a rookie. Posted his fourth touchdown reception of the season of at least 50 yards at Houston (12/29/19), the first rookie to do so since Randy Moss (five in 1998). Named the AFC Offensive Rookie of the Month for December, after hauling in 21 receptions for 470 yards with four touchdowns.

- At Cleveland (9/8), started at wide receiver in his NFL debut and snared three catches for a team-best 100 yards. With his 100 receiving yards, he became the franchise's first player with 100 receiving yards in his first career game since Sid Blanks on Sept. 12, 1964. Got the Titans' opening scoring drive rolling with his first career reception, a 47-yard catch-and-run play, in the first quarter. Kickstarted the Titans' scoring drive early in the third quarter with a 51-yard reception over the middle.

- At Atlanta (9/29), led the team with 94 receiving yards on three catches, including a team-high two touchdowns. Became the first Titans rookie with two or more touchdown receptions in a game since Chris Sanders against the Denver Broncos on Nov. 26, 1995. Gave the Titans an early 7-0 lead with a 55-yard catch-and-run touchdown on the first play of the second possession. Made an acrobatic, toe-drag 11-yard touchdown reception in the corner of the end zone late in the first quarter.

- Against L.A. Chargers (10/20), tied for the team lead with six catches for 64 yards. Totaled three receptions for 42 yards during the Titans' touchdown drive late in the second quarter.

- Against Tampa Bay (10/27), gave the Titans a 27-23 lead with an eight-yard touchdown grab on third-and-eight midway through the fourth quarter.
- At Carolina (11/3), led the team with 81 receiving yards on four catches. Extended the Titans' second touchdown drive with a beautiful over the shoulder catch on a 35-yard bomb.

- Against Jacksonville (11/24), led the team with four catches and a then career-high 135 receiving yards with a touchdown. Kickstarted the Titans' touchdown drive to open the second half with a 35-yard catch early in the third quarter. Increased the Titans lead to 35-3 with a career-long 65-yard catch-and-run touchdown in the third stanza.

- At Oakland (12/8), started at wide receiver and led the team with five catches, a career-high 153 receiving yards and two receiving scores. Gave the Titans a 14-7 advantage with a career-long 91-yard touchdown grab early in the second quarter. His 91-yard touchdown reception was the fourth-longest touchdown catch in franchise history and the longest since 1965. Increased the Titans lead to 21-14 with a physical 16-yard touchdown catch on third-and-13 in the second quarter.

- Against Houston (12/15), started at wide receiver and led the team with a career-high eight catches and 114 receiving yards with a touchdown. Got open deep and hauled in a 60-yard reception down the right sideline in the opening quarter. Extended the Titans' initial touchdown drive with a pair of third-down conversions: a nine-yard catch on third-and-five and an 11-yard reception on third-and-three in the third quarter. Evened the score at 14-14 with a five-yard touchdown grab early in the fourth quarter.

- Against New Orleans (12/22), started at wide receiver and hauled in a 34-yard catch to go along with a 49-yard rushing touchdown. Extended the Titans lead to 14-0 with a 49-yard touchdown jaunt on a reverse in the first quarter.

- At Houston (12/29), started at wide receiver and led the team with 124 receiving yards while tying for the team lead with four receptions and a receiving touchdown. Evened the score at 7-7 with a 51-yard catch-and-run touchdown down the right sideline on third-and-five in the opening quarter. Eclipsed 1,000 yards receiving for the season with a 24-yard grab from Marcus Mariota during the Titans' second touchdown drive. Set up the Titans' fourth touchdown with a 47-yard catch over double coverage down

to the Houston one-yard line early in the fourth quarter.

- At New England (1/4), started at wide receiver in his first career postseason game and caught one pass for four yards.

- At Baltimore (1/11), started at wide receiver and hauled in one reception for nine yards.

- At Kansas City (1/19), started at wide receiver and grabbed three receptions for 51 yards. Kickstarted the Titans' first scoring drive with a 37-yard reception over the middle on the second play from scrimmage.

#### COLLEGE:

- In three seasons at Ole Miss (2016-18), appeared in 36 games and made 25 starts. He became the program's all-time leading receiver with 2,984 yards, ranked third in school history with 189 receptions, and placed fifth all-time with 19 touchdowns. Brown averaged 15.8 yards per catch and 82.9 yards per game, and he tallied the most 100-yard receiving games in Ole Miss history with 12. He became the third player in school history to top 1,000 yards in a single season and the only receiver in Ole Miss history to tally 60 or more receptions in back-to-back seasons.

- As a junior (2018), played and started all 12 games and set career highs and Ole Miss single-season receiving records with 85 receptions and 1,320 yards. His 1,320 receiving yards led the SEC, were seventh in the nation, and broke the Ole Miss record for single-season receiving yards that he had set in 2017. He added six touchdowns on the year. Brown had six games of 100-plus yards and caught seven or more passes in seven contests. Earned All-America honors from FWAA (second team), Phil Steele (second team), Associated Press (third team), and All-SEC first team honors (Associated Press, coaches). Named a Biletnikoff Award semifinalist and was a finalist for the C Spire Conerly Trophy.

- As a sophomore (2017), played and started all 12 games and caught 75 passes for 1,254 yards and a career-high 11 touchdowns. His 11 scores tied Ole Miss' single-season school record, led the SEC and ranked 11th in the nation. Posted six 100-yard games and became the third receiver in Ole Miss history to record a 1,000-yard season. Brown's 1,254 receiving yards led the SEC, ranked 10th in the nation, and broke the school record for a single season. Scored two touchdowns in four different contests. Earned All-America honors from Phil Steele (second team), Associated Press (third team), All-SEC first team honors (coaches, Associated Press, Phil Steele) and second team honors (Athlon). He was the 2017 recipient of the C Spire Conerly Trophy, and was a semifinalist for the Biletnikoff Award.

- Established an Ole Miss single-game record with 233 receiving yards at South Alabama (9/1/17) and tied a team record with 14 receptions against Louisiana (11/11/17).

- As a freshman (2016), played in all 12 games with one start as a true freshman. He finished fifth on the team with 29 catches and 412 yards, and added a pair of touchdowns. He ranked fourth among SEC freshman with 2.4 catches per game and fifth with 34.4 receiving yards per game.

- Majored in broadcast journalism and minored in criminal justice and education at Ole Miss.

#### PERSONAL:

- Attended Starkville (Miss.) High School, where he was an Under Armour All-America selection and a consensus 4-star prospect by the major recruiting services.

- Ranked the No. 45 overall recruit by Scout, No. 47 by 24/7 Sports, No. 53 by Rivals, and No. 66 by ESPN.

- As a senior, caught 83 passes for 1,371 yards and 13 touchdowns en route to leading Starkville to a 6A state championship.

- Named first team All-State by USA Today, The Clarion-Ledger, and the Mississippi Association of Coaches.

- Became the second player ever to be selected to both the Under Armour football and baseball All-American games.

- Also played baseball and basketball in high school. Brown batted over .360 for the Yellowjackets.

- List of favorites: (movie) "Bad Boys"; (TV show) "Martin"; (musician) "Kevin Gates"; (dessert) chocolate cake.

- Has two older sisters.

- Son of Arthur Brown, Josette Robertson and Mellisa Smith.

- Follow Brown on Twitter at @Brown1arthur.

- Follow Brown on Instagram at @1k\_alwaysopen.

- Born Arthur Juan Brown on June 30, 1997 in Starkville, Miss.

## A.J. BROWN'S GAME-BY-GAME

2019 Tennessee Titans					RECEIVING					2020 Tennessee Titans					RECEIVING				
Date	Opp.	W/L	P/S	No	Yds	Avg	Lg	TD	Date	Opp.	W/L	P/S	No	Yds	Avg	Lg	TD		
Sept 8	@ Cle	W	S	3	100	33.3	51	0	Sept 14	@ Den	W	S	5	39	7.8	12	0		
Sept 15	Ind	L	S	3	25	8.3	11	0	Sept 20	Jax	W	IA							
Sept 19	@ Jax	L	S	1	4	4.0	4	0	Sept 27	@ Min	W	IA							
Sept 29	@ Atl	W	p	3	94	31.3	55t	2	Oct 13	Buf	W	p	7	82	11.7	16t	1		
Oct 6	Buf	L	S	2	27	13.5	14	0	Oct 18	Hou	W	S	5	58	11.6	18	2		
Oct 13	@ Den	L	S	2	23	11.5	13	0	Oct 25	Pit	L	S	6	153	25.5	73t	1		
Oct 20	LAC	W	p	6	64	10.7	16	0	Nov 1	@ Cin	L	S	4	24	6.0	9t	1		
Oct 27	TB	W	p	2	11	5.5	8t	1	Nov 8	Chi	W	S	4	101	25.3	40t	1		
Nov 3	@ Car	L	p	4	81	20.3	35	0	Nov 12	Ind	L	p	1	21	21.0	21	0		
Nov 10	KC	W	S	1	17	17.0	17	0	Nov 22	@ Bal	W	S	4	62	15.5	25	1		
Nov 24	Jax	W	p	4	135	33.8	65t	1	Nov 29	@ Ind	W	S	4	98	24.5	69t	1		
Dec 1	@ Ind	W	S	3	45	15.0	16	0	Dec 6	Cle									
Dec 8	@ Oak	W	S	5	153	30.6	91t	2	Dec 13	@ Jax									
Dec 15	Hou	L	S	8	114	14.3	60	1	Dec 20	Det									
Dec 22	NO	L	S	1	34	34.0	34	0	Dec 27	@ GB									
Dec 29	@ Hou	W	S	4	124	31.0	51t	1	Jan 3	@ Hou									
<b>Totals</b>		<b>9-7</b>	<b>16/11</b>	<b>52</b>	<b>1,051</b>	<b>20.2</b>	<b>91t</b>	<b>8</b>	<b>Totals</b>		<b>8-3</b>	<b>9/7</b>	<b>40</b>	<b>638</b>	<b>16.0</b>	<b>73t</b>	<b>8</b>		
<b>Playoffs</b>																			
Jan 4	@ NE	W	S	1	4	4.0	4	0											
Jan 11	@ Bal	W	S	1	9	9.0	9	0											
Jan 19	@ KC	L	S	3	51	17.0	37	0											
<b>Totals</b>		<b>2-1</b>	<b>3/3</b>	<b>5</b>	<b>64</b>	<b>12.8</b>	<b>37</b>	<b>0</b>											

## A.J. BROWN'S NFL STATISTICS

REGULAR SEASON				RECEIVING					RUSHING				
Year	Team	GP	GS	No	Yds	Avg	Lg	TD	Att	Yds	Avg	Lg	TD
2019	Tennessee	16	11	52	1,051	20.2	91t	8	3	60	20.0	49t	1
2020	Tennessee	9	7	40	638	16.0	73t	8	0	0	-	0	0
<b>NFL Totals</b>		<b>25</b>	<b>18</b>	<b>92</b>	<b>1,689</b>	<b>18.4</b>	<b>91t</b>	<b>16</b>	<b>3</b>	<b>60</b>	<b>20.0</b>	<b>49t</b>	<b>1</b>

PLAYOFFS				RECEIVING					RUSHING				
Year	Team	GP	GS	No	Yds	Avg	Lg	TD	Att	Yds	Avg	Lg	TD
2019	Tennessee	3	3	5	64	12.8	37	0	1	9	9.0	9	0
<b>NFL Totals</b>		<b>3</b>	<b>3</b>	<b>5</b>	<b>64</b>	<b>12.8</b>	<b>37</b>	<b>0</b>	<b>1</b>	<b>9</b>	<b>9.0</b>	<b>9</b>	<b>0</b>

### Single-Game Highs

Receptions - 8 vs. Houston (12/15/19)  
 Receiving Yards - **153 (Twice, last vs. Pittsburgh 10/25/20)**  
 Long Reception - 91t at Oakland (12/8/19)  
 Receiving Touchdowns - **2 (Three times, last vs. Houston 10/18/20)**  
 Rushing Attempts - 1 (Three times, last vs. New Orleans 12/22/19)  
 Rushing Yards - 49 vs. New Orleans (12/22/19)  
 Long Rush - 49t vs. New Orleans (12/22/19)  
 Rushing Touchdowns - 1 vs. New Orleans (12/22/19)

### Playoff Single-Game Highs

Receptions - 3 at Kansas City (1/19/20)  
 Receiving Yards - 51 at Kansas City (1/19/20)  
 Long Reception - 37 at Kansas City (1/19/20)  
 Rushing Attempts - 1 at Baltimore (1/11/20)  
 Rushing Yards - 9 at Baltimore (1/11/20)  
 Long Rush - 9 at Baltimore (1/11/20)

### Additional Career Statistics

Kickoff Returns - **1 for 42-yard touchdown at Indianapolis (11/29/20)**  
 Misc. Tackles - 1 (2019)





# 21 MALCOLM BUTLER

CORNERBACK • 5'11" • 190 LBS • COLLEGE: WEST ALABAMA  
ACQUIRED: UNRESTRICTED FREE AGENT (NEW ENGLAND) - 2018  
NFL EXPERIENCE (NFL/TITANS): 7/3 • HOMETOWN: VICKSBURG, MISS.  
GAMES PLAYED/GAMES STARTED: 95/79 (PLAYOFFS: 11/7)



Super Bowl: 2014, 2016



Pro Bowl: 2015, 2016

**PRO:** The Titans entered the 2018 offseason looking to add more experience to their secondary. The club found just that when it signed two-time Super Bowl Champion and two-time Pro Bowler Malcolm Butler as an unrestricted free agent on March 16, 2018. The 5-foot-11-inch, 190-pounder arrived in Tennessee having collected nine total interceptions and 56 passes defended in four seasons (2014-17) with the New England Patriots. Butler originally entered the league as a rookie free agent out of West Alabama.

### CAREER HIGHLIGHTS:

- Butler is a two-time Super Bowl champion, having captured the title with the New England Patriots in 2014 and 2016.
- In 2019, he posted his fifth consecutive season with at least two interceptions, and his second consecutive season with an interception returned for a touchdown.
- In 2018, Butler led the Titans with 13 passes defended and was second on the team with three interceptions in his first season with the Titans.
- In 2016, Butler was named to his second career Pro Bowl and received Associated Press second-team All-Pro honors after notching a career-high four interceptions and 17 passes defended.
- In 2015, Butler made his first career Pro Bowl after posting 72 tackles, two interceptions and 15 passes defended.
- As a rookie free agent in 2014, Butler was involved in one of the most clutch plays in Super Bowl history. With 26 seconds left in Super Bowl XLIX, he intercepted a pass intended for Ricardo Lockette at the goal line, preventing a go-ahead touchdown by the Seattle Seahawks, and sealing the Patriots' championship victory.

### TITANS TIDBITS:

- Every offseason since 2015, Butler has hosted free skills and multi-sport experience camps in his hometown of Vicksburg, Miss., for 500 boys and girls in first through 12th grades.
- In February 2017, the production company Narrative Capital acquired the rights to the story of Butler for a film tentatively titled "The Secondary."
- Following Butler's crucial goal line interception to seal Super Bowl XLIX, Patriots quarterback Tom Brady, who received a 2015 Chevrolet Colorado as part of his Super Bowl XLIX MVP Award, requested Chevrolet award the truck directly to Butler.
- Prior to securing a rookie free agent tryout with the Patriots in 2014, Butler was operating the fryolator at a Popeye's restaurant.

### CAREER TRANSACTIONS:

- The Vicksburg, Miss., native was signed by the New England Patriots as a rookie free agent on May 19, 2014.
- Signed by the Titans as an unrestricted free agent on March 16, 2018.

### SEASON RECAPS:

**2020 (11/11 - Tennessee):** Leads the team with 11 passes defended. Ranks third on the squad with 68 tackles and second on the club with two interceptions. Has led or tied for the team lead in passes defended seven times in 2020 (vs. JAX, at MIN, vs. BUF, vs. HOU, at CIN, vs. CHI, vs. IND). Has tied for the team lead in tackles twice in 2020 (vs. JAX, vs. PIT).

- At Denver (9/14), started at cornerback and collected three tackles.
- Against Jacksonville (9/20), started at cornerback and tied for the team lead with a career-high 11 tackles and two passes defended. Broke up a third-and-three pass intended for Laviska Shenault Jr. in the opening quarter. Batted down a pass intended for Chris Conley in the end zone on the first play of the fourth quarter.
- At Minnesota (9/27), started at cornerback and registered four tackles

and a team-best two passes defended. Broke up a deep pass intended for Justin Jefferson in the end zone late in the second quarter. Forced the Vikings to settle for a field goal by defending a deep third-and-seven pass intended for Adam Thielen in the end zone two plays later.

- Against Buffalo (10/13), started at cornerback and tallied seven tackles, including a stop for loss, while grabbing two interceptions that were returned 97 yards. Registered his second career game with two interceptions. Got the early momentum by intercepting a Josh Allen third-and-four pass intended for Andre Roberts and raced 29 yards to the Buffalo 16-yard line setting up the Titans' first touchdown. Stopped Isaiah McKenzie for a seven-yard loss on a short pass in the third quarter. Picked off a Josh Allen pass intended for Gabriel Davis and maneuvered his way 68 yards on the return down to the Bills' 12-yard line setting up another Titans' touchdown.
- Against Houston (10/18), started at cornerback and produced eight tackles and a pass defended. Broke up a deep pass intended for Will Fuller V late in the fourth quarter.
- Against Pittsburgh (10/25), started at cornerback and tied for the team lead with eight tackles.
- At Cincinnati (11/1), started at cornerback and posted eight tackles and a passes defended. Broke up a pass intended for A.J. Green early in the second quarter.
- Against Chicago (11/8), started at cornerback and tallied four tackles and a team-high two passes defended. Broke up a pass intended for Allen Robinson late in the first quarter. Defended another pass intended for Robinson early in the second stanza.
- Against Indianapolis (11/12), started at cornerback and collected seven tackles and a pass defended. Ended a potential Colts' scoring drive by dropping Jordan Wilkins for no gain on a fourth-and-one rush in the first quarter. Broke up and nearly intercepted a deep pass intended for Marcus Johnson in the end zone in the third quarter.
- At Baltimore (11/22), started at cornerback and totaled four tackles.
- At Indianapolis (11/29), started at cornerback and recorded four tackles.

**2019 (9/9, 0/0 - Tennessee):** Started nine games at cornerback and collected 30 tackles, two interceptions, including one he returned for a touchdown. Finished tied for second on the team with 10 passes defended. Placed on injured reserve on Nov. 5, 2019. Led or tied for the team lead in passes defended twice in 2019 (at DEN, at CAR).

- At Cleveland (9/8), started at cornerback and collected five tackles and an interception he returned 38 yards for a score. Picked off a Baker Mayfield pass intended for Jarvis Landry and returned the interception 38 yards for a touchdown late in the fourth quarter.
- Against Indianapolis (9/15), started at cornerback and tallied seven tackles and a pass defended. Broke up a third-and-seven pass intended for Deon Cain early in the third quarter.
- At Atlanta (9/29), started at cornerback and registered six tackles and a pass defended. Stopped Devonta Freeman for a one-yard loss on a short pass in the fourth quarter.
- At Denver (10/13), started at cornerback and recorded two tackles and a team-best two passes defended. Broke up a third-and-seven pass intended for Courtland Sutton in the opening stanza. Knocked down a pass intended for Emmanuel Sanders in the first quarter.
- Against L.A. Chargers (10/20), started at cornerback and posted five tackles and a pass defended. Combined with Wesley Woodyard to stuff Austin Ekeler for no gain on a rush off left end late in the opening quarter.
- Against Tampa Bay (10/27), started at cornerback and tallied a tackle and an interception. Intercepted a Jameis Winston pass intended for Chris Godwin and returned it 23 yards to the Tampa Bay six-yard line late in the first quarter.



- At Carolina (11/3), started at cornerback and produced two passes defended before leaving the game late in the second quarter with an injury.

**2018 (16/11 - Tennessee):** Played in all 16 games with 11 starts at cornerback in his first season with the Titans and led the team with 13 passes defended. Ranked second on the team with three interceptions. Collected 56 tackles, a sack, three stops for loss, a quarterback pressure and a forced fumble. Led or tied for the team lead in passes defended seven times (at MIA, vs. HOU, vs. BAL, at IND, vs. NYJ, vs. JAX, vs. IND). Tied for the team lead in sacks once (vs. PHI).

- At Miami (9/9), started at cornerback in his first game with the Titans and collected five tackles, an interception, a stop for loss and two passes defended. Stuffed Kenyan Drake for a one-yard loss on a short pass to the flat in the second quarter. Intercepted a Ryan Tannehill pass intended for Mike Gesicki in the end zone and returned it 34 yards in the third quarter. Batted down a pass intended for Albert Wilson late in the third stanza.
- Against Houston (9/16), started at cornerback and tallied six tackles and two passes defended. Broke up a pass intended for DeAndre Hopkins early in the first quarter. Batted down a pass intended for Hopkins during the Texans' final drive late in the fourth quarter.
- Against Philadelphia (9/30), started at cornerback and notched seven tackles, including a sack. Came off the edge on a blitz and dropped Carson Wentz for a nine-yard sack in the first quarter. Forced an Alshon Jeffery fumble that went out of bounds in the second quarter.
- Against Baltimore (10/14), played as a reserve at cornerback and amassed three tackles and two passes defended. Broke up a deep pass intended for Michael Crabtree late in the second quarter.
- At Indianapolis (11/18), started at cornerback and collected two tackles and a pass defended. Halted the Colts' opening drive by breaking up a third-and-nine pass intended for Ryan Grant in the first quarter.
- Against N.Y. Jets (12/2), started at cornerback and tallied six tackles, an interception and a stop for loss. Halted a Jets' drive by stonewalling Elijah McGuire for a four-yard loss on a short third-and-two swing pass in the fourth quarter. Sealed the victory by intercepting a Josh McCown pass intended for Chris Herndon late in the fourth quarter.
- Against Washington (12/22), started at cornerback and totaled three tackles, an interception returned for a score, a stop for loss and a quarterback pressure. Broke up a pass intended for Josh Doctson in the third quarter. Sealed the victory by intercepting a Josh Johnson pass and racing 56 yards as time expired in the game.
- Against Indianapolis (12/30), started at cornerback and registered six tackles and two passes defended. Batted down a pass intended for Dontrelle Inman in the second quarter. Broke up a pass intended for Eric Ebron in the third stanza.

**2017 (16/15, 3/2 - New England):** Played in all 16 games with 15 starts at cornerback and amassed 60 tackles, two interceptions, a sack, 12 passes defended and three forced fumbles. Saw action in all three postseason games with two starts and posted four tackles.

- Against Carolina (10/1), started at cornerback and led the team with eight tackles, while adding a pass defended and a first quarter interception of Cam Newton that led to the Patriots first touchdown drive.
- At N.Y. Jets (10/15), started at cornerback and was a key contributor with four tackles, three passes defended and an interception late in the second quarter that led to a Patriots touchdown to tie the game going into halftime. Also forced a fumble of Austin Seferian-Jenkins as he was going into the end zone for a fourth-quarter score which caused the fumble out of bounds to be ruled a touchback and returned possession to the Patriots.
- Against Atlanta (10/22), contributed with six tackles and a pass defended in a starting role at cornerback. The pass defended came on a third-and-one pass breakup of a Julio Jones fourth quarter target in the end zone which led to a fourth-down stop on the ensuing play for the Patriots.
- At Buffalo (12/3), made the start at cornerback and finished with a team-high eight tackles.
- At Pittsburgh (12/17), started at cornerback and finished with three tackles, including a key stop on the penultimate play of the game when he tackled Darrius Heyward-Bey inbounds to keep the clock running prior to Duron Harmon's game-sealing interception on the next play in the win.
- Against Buffalo (12/24), made the start at cornerback and finished with three tackles, a pass defended and a 13-yard sack of Tyrod Taylor in the fourth quarter.
- Against Jacksonville (1/21), started at cornerback and finished with six tackles total and added a pass defended in the AFC Championship victory.

**2016 (16/16, 3/3 - New England):** Earned his second career Pro Bowl

invitation and named to the Associated Press All-Pro second team after starting all 16 regular season games and recording 63 tackles, one sack, and notched career-high four interceptions and 17 passes defended. Also forced one fumble and recovered two others. Started all three postseason contests and posted 11 tackles and one pass defended.

- Against Miami (9/18), led the team with eight tackles and one pass defended.
- At Pittsburgh (10/23), picked off Landry Jones in the end zone during the first quarter to end a Steelers scoring threat. Finished the game with six tackles and three passes defended.
- Against Seattle (11/13), led the defense with nine total tackles.
- At San Francisco (11/20), recorded his first ever NFL sack when he took down Colin Kaepernick. Added two tackles.
- At N.Y. Jets (11/27), forced and recovered a fumble to mark the first forced fumble and fumble recovery of his NFL career that led to a Patriots touchdown. Also added five total tackles.
- Against the Los Angeles Rams (12/4), picked off Jared Goff for seven yards. Added one total tackle and three passes defended.
- Against N.Y. Jets (12/24), had his first career two-interception game in the win when he picked off Bryce Petty on third-and-11 in the first quarter and Ryan Fitzpatrick for a 21-yard gain at the end of the third stanza. Had three total takeaways in the game after adding a fumble recovery in the second quarter to mark the first time that a Patriots player has had three takeaways in the same game since Steve Gregory had three (one interception and two fumble recoveries at N.Y. Jets Nov. 22, 2012).
- Against Pittsburgh (1/22), recorded four tackles and a pass defended in the AFC Championship.

**2015 (16/16, 2/2 - New England):** Earned his first career Pro Bowl invitation after starting all 16 regular season contests and recording 72 tackles, two interceptions and 15 passes defended. Started both playoff games and posted 12 tackles and three passes defended.

- At Buffalo (9/20), recorded his first career regular season interception off a Tyrod Taylor pass. Also added six tackles and one pass defended.
- At Indianapolis (10/18), recorded a single-game career-high nine tackles and two passes defended.
- At N.Y. Giants (11/15), recorded two solo tackles and three passes defended. Butler's three passes defended came against Odell Beckham Jr., who Butler held to four receptions on 12 targets.
- Against Tennessee (12/20), recorded seven tackles, an interception and one pass defended.
- Against Kansas City (1/16), made his first postseason start and recorded five tackles and one pass defended in the playoff victory.
- At Denver (1/24), recorded a career playoff-high seven tackles and two passes defended in the AFC Championship Game.

**2014 (11/1, 3/0 - New England):** Made the team as a rookie free agent and appeared in 11 regular season games with one start and totaled 14 tackles, four passes defended and one special teams tackle. Was inactive for four games and did not play in another contest. Played as a reserve in all three playoff contests and made four tackles, one interception and three passes defended.

- At Miami (9/7), made his NFL debut on special teams and at cornerback and recorded two tackles.
- Against Denver (11/2), saw significant playing time as a fourth cornerback and finished with four tackles and one pass defended.
- Against Miami (12/14), made his first NFL start at defensive back and notched two tackles.
- Against Buffalo (12/28), posted four tackles and one special teams stop.
- Against Seattle (2/1), sealed the Patriots' 28-24 Super Bowl XLIX win by intercepting Russell Wilson's pass intended for Ricardo Lockette in the end zone with 26 seconds left to play. He undercut a slant route, picked off the pass and returned it to the two-yard line. It was his first career NFL interception. Two plays before the interception, Butler swatted a deep pass intended for Jermaine Kearse, but Kearse was able to gather the tipped ball before Butler pushed him out of bounds at the five-yard line. Butler led the team with a game-high three passes defended in just 18 defensive snaps and posted three tackles.

#### COLLEGE:

- Played two seasons at West Alabama after transferring from Hinds (Miss.) Community College. Was a two-time first team All-Gulf South Conference selection at cornerback as a junior and senior.
- Played in 25 games at West Alabama and compiled 94 tackles, seven interceptions, 27 passes defended and blocked a field goal. Also returned

kickoffs and punts.

- As a senior (2013), named first-team All-Gulf South Conference selection at cornerback led the GSC with 18 passes defended. Posted 45 tackles, two interceptions, one returned for a touchdown and blocked a field goal.
- As a junior (2012), selected a first-team All-Gulf South Conference selection after starting 12 games and tallying 49 tackles, five interceptions and 14 passes defended. Intercepted three passes in a game against West Georgia.
- Recorded 43 tackles with three interceptions and 12 broken up passes as a sophomore at Hinds (Miss.) Community College. Averaged 15 yards per interception return, including one for a score.
- Transferred to Alcorn State University before being invited back to Hinds Community College in 2011.
- Played in five games as a freshman (2010), making 22 tackles and picking off one pass at Hinds.
- Majored in physical education at West Alabama.

**PERSONAL:**

- Played for Coach Alonzo Stevens at Vicksburg (Miss.) High School and averaged five tackles per game as a senior.
- Despite only playing football as a freshman and senior at Vicksburg, Butler earned a scholarship to Hinds Community College in Raymond, Miss.
- Also participated in track & field at Vicksburg, where he competed in sprint events and jumps. Posted personal-bests of 12.07 seconds in the 100-meter dash, 1.83 meters (6'0") in the high jump, and 6.92 meters (22'8.5") in the long jump.

- Son of Deborah Butler and is one of five children.
- Follow Butler on Twitter and Instagram at @Mac\_BZ.
- Born Malcolm Terel Butler on March 2, 1990, in Vicksburg, Miss.

**MALCOLM BUTLER'S GAME-BY-GAME**

**2014 New England Patriots**

Date	Opp	W/L	P/S	Tot	Solo	Asst	Sk	- Yds	QBP	TFL	Int	- Yds	-TD	PD	FF	FR	- Yds	SpT	
Sept 7	@ Mia	L	p	2	2	0	0.0	0.0	NA	NA	0	0	0	0	0	0	0	0	
Sept 14	@ Min	W	p	1	1	0	0.0	0.0	NA	NA	0	0	0	1	0	0	0	0	
Sept 21	Oak	W	p	0	0	0	0.0	0.0	NA	NA	0	0	0	0	0	0	0	0	
Sept 29	@ KC	L	p	1	1	0	0.0	0.0	NA	NA	0	0	0	0	0	0	0	0	
Oct 5	Cin	W	IA																
Oct 12	@ Buf	WDNP																	
Oct 16	NYJ	W	IA																
Oct 26	Chi	W	p	0	0	0	0.0	0.0	NA	NA	0	0	0	2	0	0	0	0	
Nov 2	Den	W	p	4	4	0	0.0	0.0	NA	NA	0	0	0	1	0	0	0	0	
Nov 16	@ Ind	W	p	0	0	0	0.0	0.0	NA	NA	0	0	0	0	0	0	0	0	
Nov 23	Det	W	IA																
Nov 30	@ GB	L	IA																
Dec 7	@ SD	W	p	0	0	0	0.0	0.0	NA	NA	0	0	0	0	0	0	0	0	
Dec 14	Mia	W	S	2	2	0	0.0	0.0	NA	NA	0	0	0	0	0	0	0	0	
Dec 21	@ NYJ	W	p	0	0	0	0.0	0.0	NA	NA	0	0	0	0	0	0	0	0	
Dec 28	Buf	L	p	4	3	1	0.0	0.0	NA	NA	0	0	0	0	0	0	0	1	
<b>Totals</b>	<b>12-4</b>	<b>11/1</b>		<b>14</b>	<b>13</b>	<b>1</b>	<b>0.0</b>	<b>0.0</b>	<b>NA</b>	<b>NA</b>	<b>0</b>	<b>0</b>	<b>0</b>	<b>4</b>	<b>0</b>	<b>0</b>	<b>0</b>	<b>1</b>	
<b>Playoffs</b>																			
Jan 10	Bal	W	p	0	0	0	0.0	0.0	NA	NA	0	0	0	0	0	0	0	0	0
Jan 18	Ind	W	p	1	1	0	0.0	0.0	NA	NA	0	0	0	0	0	0	0	0	0
Feb 1	Sea	W	p	3	3	0	0.0	0.0	NA	NA	1	3	0	3	0	0	0	0	0
<b>Totals</b>	<b>3-0</b>	<b>3/0</b>		<b>4</b>	<b>4</b>	<b>0</b>	<b>0.0</b>	<b>0.0</b>	<b>NA</b>	<b>NA</b>	<b>1</b>	<b>3</b>	<b>0</b>	<b>3</b>	<b>0</b>	<b>0</b>	<b>0</b>	<b>0</b>	<b>0</b>

**2015 New England Patriots**

Date	Opp	W/L	P/S	Tot	Solo	Asst	Sk	- Yds	QBP	TFL	Int	- Yds	-TD	PD	FF	FR	- Yds	SpT		
Sept 10	Pit	W	S	5	3	2	0.0	0.0	NA	NA	0	0	0	0	0	0	0	0	0	
Sept 20	@ Buf	W	S	6	4	2	0.0	0.0	NA	NA	1	9	0	1	0	0	0	0	0	
Sept 27	Jax	W	S	4	4	0	0.0	0.0	NA	NA	0	0	0	3	0	0	0	0	0	
Oct 11	@ Dal	W	S	1	0	1	0.0	0.0	NA	NA	0	0	0	1	0	0	0	0	0	
Oct 18	@ Ind	W	S	9	7	2	0.0	0.0	NA	NA	0	0	0	2	0	0	0	0	0	
Oct 25	NYJ	W	S	6	4	2	0.0	0.0	NA	NA	0	0	0	0	0	0	0	0	0	
Oct 29	Mia	W	S	4	4	0	0.0	0.0	NA	NA	0	0	0	0	0	0	0	0	0	
Nov 8	Was	W	S	5	4	1	0.0	0.0	NA	NA	0	0	0	1	0	0	0	0	0	
Nov 15	@ NYG	W	S	2	2	0	0.0	0.0	NA	NA	0	0	0	3	0	0	0	0	0	
Nov 23	Buf	W	S	3	3	0	0.0	0.0	NA	NA	0	0	0	0	0	0	0	0	0	
Nov 29	@ Den	L	S	7	7	0	0.0	0.0	NA	NA	0	0	0	1	0	0	0	0	0	
Dec 6	Phi	L	S	2	2	0	0.0	0.0	NA	NA	0	0	0	1	0	0	0	0	0	
Dec 13	@ Hou	W	S	1	1	0	0.0	0.0	NA	NA	0	0	0	1	0	0	0	0	0	
Dec 20	Ten	W	S	7	5	2	0.0	0.0	NA	NA	1	0	0	1	0	0	0	0	0	
Dec 27	@ NYJ	L	S	3	2	1	0.0	0.0	NA	NA	0	0	0	0	0	0	0	0	0	
Jan 3	@ Mia	L	S	7	5	2	0.0	0.0	NA	NA	0	0	0	0	0	0	0	0	0	
<b>Totals</b>	<b>12-4</b>	<b>16/16</b>		<b>72</b>	<b>57</b>	<b>15</b>	<b>0.0</b>	<b>0.0</b>	<b>NA</b>	<b>NA</b>	<b>2</b>	<b>9</b>	<b>0</b>	<b>15</b>	<b>0</b>	<b>0</b>	<b>0</b>	<b>0</b>	<b>0</b>	
<b>Playoffs</b>																				
Jan 16	KC	W	S	5	4	1	0.0	0.0	NA	NA	0	0	0	1	0	0	0	0	0	0
Jan 24	@ Den	L	S	7	6	1	0.0	0.0	NA	NA	0	0	0	2	0	0	0	0	0	0
<b>Totals</b>	<b>1-1</b>	<b>2/2</b>		<b>12</b>	<b>10</b>	<b>2</b>	<b>0.0</b>	<b>0.0</b>	<b>NA</b>	<b>NA</b>	<b>0</b>	<b>0</b>	<b>0</b>	<b>3</b>	<b>0</b>	<b>0</b>	<b>0</b>	<b>0</b>	<b>0</b>	<b>0</b>

**2016 New England Patriots**

Date	Opp	W/L	P/S	Tot	Solo	Asst	Sk	- Yds	QBP	TFL	Int	- Yds	-TD	PD	FF	FR	- Yds	SpT		
Sept 11	@ Ari	W	S	4	3	1	0.0	0.0	NA	NA	0	0	0	2	0	0	0	0	0	
Sept 18	Mia	W	S	8	7	1	0.0	0.0	NA	NA	0	0	0	1	0	0	0	0	0	
Sept 22	Hou	W	S	4	2	2	0.0	0.0	NA	NA	0	0	0	1	0	0	0	0	0	
Oct 2	Buf	L	S	3	3	0	0.0	0.0	NA	NA	0	0	0	0	0	0	0	0	0	
Oct 9	@ Cle	W	S	1	1	0	0.0	0.0	NA	NA	0	0	0	0	0	0	0	0	0	
Oct 16	Cin	W	S	3	2	1	0.0	0.0	NA	NA	0	0	0	4	0	0	0	0	0	
Oct 23	@ Pit	W	S	6	3	3	0.0	0.0	NA	NA	1	0	0	3	0	0	0	0	0	
Oct 30	@ Buf	W	S	4	3	1	0.0	0.0	NA	NA	0	0	0	0	0	0	0	0	0	
Nov 13	Sea	L	S	9	7	2	0.0	0.0	NA	NA	0	0	0	0	0	0	0	0	0	
Nov 20	@ SF	W	S	2	2	0	1.0	0.0	NA	NA	0	0	0	0	0	0	0	0	0	
Nov 27	@ NYJ	W	S	5	5	0	0.0	0.0	NA	NA	0	0	0	0	1	1	0	0	0	
Dec 4	LA	W	S	1	1	0	0.0	0.0	NA	NA	1	7	0	3	0	0	0	0	0	
Dec 12	Bal	W	S	4	3	1	0.0	0.0	NA	NA	0	0	0	1	0	0	0	0	0	
Dec 18	@ Den	W	S	3	3	0	0.0	0.0	NA	NA	0	0	0	0	0	0	0	0	0	
Dec 24	NYJ	W	S	0	0	0	0.0	0.0	NA	NA	2	21	0	2	0	1	0	0	0	
Jan 1	@ Mia	W	S	6	3	3	0.0	0.0	NA	NA	0	0	0	0	0	0	0	0	0	
<b>Totals</b>	<b>14-2</b>	<b>16/16</b>		<b>63</b>	<b>48</b>	<b>15</b>	<b>1.0</b>	<b>0.0</b>	<b>NA</b>	<b>NA</b>	<b>4</b>	<b>28</b>	<b>0</b>	<b>17</b>	<b>1</b>	<b>2</b>	<b>0</b>	<b>0</b>	<b>0</b>	
<b>Playoffs</b>																				
Jan 14	Hou	W	S	5	5	0	0.0	0.0	NA	NA	0	0	0	0	0	0	0	0	0	0
Jan 22	Pit	W	S	4	3	1	0.0	0.0	NA	NA	0	0	0	1	0	0	0	0	0	0
Feb 5	Atl	W	S	2	1	1	0.0	0.0	NA	NA	0	0	0	0	0	0	0	0	0	0
<b>Totals</b>	<b>3-0</b>	<b>3/3</b>		<b>11</b>	<b>9</b>	<b>2</b>	<b>0.0</b>	<b>0.0</b>	<b>NA</b>	<b>NA</b>	<b>0</b>	<b>0</b>	<b>0</b>	<b>1</b>	<b>0</b>	<b>0</b>	<b>0</b>	<b>0</b>	<b>0</b>	<b>0</b>

**2017 New England Patriots**

Date	Opp	W/L	P/S	Tot	Solo	Asst	Sk	- Yds	QBP	TFL	Int	- Yds	-TD	PD	FF	FR	- Yds	SpT		
Sept 7	KC	L	S	4	4	0	0.0	0.0	NA	NA	0	0	0	0	0	0	0	0	0	0
Sept 17	@ NO	W	p	2	2	0	0.0	0.0	NA	NA	0	0	0	1	0	0	0	0	0	0
Sept 24	Hou	W	S	3	2	1	0.0	0.0	NA	NA	0	0	0	0	0	0	0	0	0	0
Oct 1	Car	L	S	8	7	1	0.0	0.0	NA	NA	1	-2	0	1	0	0	0	0	0	0
Oct 5	@ TB	W	S	4	3	1	0.0	0.0	NA	NA	0	0	0	1	0	0	0	0	0	0
Oct 15	@ NYJ	W	S	4	4	0	0.0	0.0	NA	NA	1	1	0	3	1	0	0	0	0	0
Oct 22	Atl	W	S	6	6	0	0.0	0.0	NA	NA	0	0	0	1	0	0	0	0	0	0
Oct 29	LAC	W	S	1	1	0	0.0	0.0	NA	NA	0	0	0	0	0	0	0	0	0	0
Nov 12	@ Den	W	S	3	3	0	0.0	0.0	NA	NA	0	0	0	1	0	0	0	0	0	0
Nov 19	@ Oak	W	S	2	2	0	0.0	0.0	NA	NA	0	0	0	1	0	0	0	0	0	0
Nov 26	Mia	W	S	4	3	1	0.0	0.0	NA	NA	0	0	0	2	1	0	0	0	0	0
Dec 3	@ Buf	W	S	8	7	1	0.0	0.0	NA	NA	0	0	0	0	0	0	0	0	0	0
Dec 11	@ Mia	L	S	3	3	0	0.0	0.0	NA	NA	0	0	0	0	0	0	0	0	0	0
Dec 17	@ Pit	W	S	3	3	0	0.0	0.0	NA	NA	0	0	0	0	0	0	0	0	0	0
Dec 24	Buf	W	S	3	3	0	1.0	13.0	NA	NA	0	0	0	0	1	0	0	0	0	0
Dec 31	NYJ	W	S	2	2	0	0.0	0.0	NA	NA	0	0	0	0	0	0	0	0	0	0
<b>Totals</b>	<b>13-3</b>	<b>16/15</b>		<b>60</b>	<b>55</b>															

## MALCOLM BUTLER'S GAME-BY-GAME

### 2018 Tennessee Titans

Date	Opp	W/L	P/S	Tot	Solo	Asst	Sk	- Yds	QBP	TFL	Int	- Yds	-TD	PD	FF	FR	- Yds	SpT	
Sept 9	@ Mia	L	S	5	4	1	0.0	0.0	0	1	1	34	0	1	0	0	0	0	
Sept 16	Hou	W	S	6	6	0	0.0	0.0	0	0	0	0	0	2	0	0	0	0	
Sept 23	@ Jax	W	S	3	3	0	0.0	0.0	0	0	0	0	0	0	0	0	0	0	
Sept 30	Phi	W	S	7	7	0	1.0	9.0	0	0	0	0	0	0	1	0	0	0	
Oct 7	@ Buf	L	S	1	0	1	0.0	0.0	0	0	0	0	0	0	0	0	0	0	
Oct 14	Bal	L	p	3	3	0	0.0	0.0	0	0	0	0	0	2	0	0	0	0	
Oct 21	@ LAC	L	p	1	1	0	0.0	0.0	0	0	0	0	0	0	0	0	0	0	
Nov 5	@ Dal	W	p	3	3	0	0.0	0.0	0	0	0	0	0	0	0	0	0	0	
Nov 11	NE	W	S	3	3	0	0.0	0.0	0	0	0	0	0	0	0	0	0	0	
Nov 18	@ Ind	L	S	2	2	0	0.0	0.0	0	0	0	0	0	1	0	0	0	0	
Nov 26	@ Hou	L	p	2	2	0	0.0	0.0	0	0	0	0	0	0	0	0	0	0	
Dec 2	NYJ	W	S	6	3	3	0.0	0.0	0	1	1	0	0	1	0	0	0	0	
Dec 6	Jax	W	S	4	3	1	0.0	0.0	0	0	0	0	0	2	0	0	0	0	
Dec 16	@ NYG	W	p	1	1	0	0.0	0.0	0	0	0	0	0	1	0	0	0	0	
Dec 22	Was	W	S	3	3	0	0.0	0.0	1	1	1	56	1	1	0	0	0	0	
Dec 30	Ind	L	S	6	5	1	0.0	0.0	0	0	0	0	0	2	0	0	0	0	
<b>Totals</b>				<b>9-7</b>	<b>16/11</b>	<b>56</b>	<b>49</b>	<b>7</b>	<b>1.0</b>	<b>9.0</b>	<b>1</b>	<b>3</b>	<b>3</b>	<b>90</b>	<b>1</b>	<b>13</b>	<b>1</b>	<b>0</b>	<b>0</b>

### 2019 Tennessee Titans

Date	Opp	W/L	P/S	Tot	Solo	Asst	Sk	- Yds	QBP	TFL	Int	- Yds	-TD	PD	FF	FR	- Yds	SpT	
Sept 8	@ Cle	W	S	5	3	2	0.0	0.0	0	0	1	38	1	1	0	0	0	0	
Sept 15	Ind	L	S	7	5	2	0.0	0.0	0	0	0	0	0	1	0	0	0	0	
Sept 19	@ Jax	L	S	0	0	0	0.0	0.0	0	0	0	0	0	1	0	0	0	0	
Sept 29	@ Atl	W	S	6	6	0	0.0	0.0	0	0	0	0	0	1	0	0	0	0	
Oct 6	Buf	L	S	4	3	1	0.0	0.0	0	0	0	0	0	0	0	0	0	0	
Oct 13	@ Den	L	S	2	1	1	0.0	0.0	0	0	0	0	0	2	0	0	0	0	
Oct 20	LAC	W	S	5	4	1	0.0	0.0	0	0	0	0	0	1	0	0	0	0	
Oct 27	TB	W	S	1	1	0	0.0	0.0	0	0	1	23	0	1	0	0	0	0	
Nov 3	@ Car	L	S	0	0	0	0.0	0.0	0	0	0	0	0	2	0	0	0	0	
Nov 10	KC																		
Placed on injured reserve on Nov. 5, 2019																			
<b>Totals</b>				<b>4-5</b>	<b>9/9</b>	<b>30</b>	<b>23</b>	<b>7</b>	<b>0.0</b>	<b>0.0</b>	<b>0</b>	<b>0</b>	<b>2</b>	<b>61</b>	<b>1</b>	<b>10</b>	<b>0</b>	<b>0</b>	<b>0</b>

### 2020 Tennessee Titans

Date	Opp	W/L	P/S	Tot	Solo	Asst	Sk	- Yds	QBP	TFL	Int	- Yds	-TD	PD	FF	FR	- Yds	SpT	
Sept 14	@ Den	W	S	3	3	0	0.0	0.0	0	0	0	0	0	0	0	0	0	0	
Sept 20	Jax	W	S	11	8	3	0.0	0.0	0	0	0	0	0	2	0	0	0	0	
Sept 27	@ Min	W	S	4	4	0	0.0	0.0	0	0	0	0	0	2	0	0	0	0	
Oct 13	Buf	W	S	7	7	0	0.0	0.0	0	1	2	97	0	2	0	0	0	0	
Oct 18	Hou	W	S	8	8	0	0.0	0.0	0	0	0	0	0	1	0	0	0	0	
Oct 25	Pit	L	S	8	7	1	0.0	0.0	0	0	0	0	0	0	0	0	0	0	
Nov 1	@ Cin	L	S	8	4	4	0.0	0.0	0	0	0	0	0	1	0	0	0	0	
Nov 8	Chi	W	S	4	3	1	0.0	0.0	0	0	0	0	0	2	0	0	0	0	
Nov 12	Ind	L	S	7	5	2	0.0	0.0	0	0	0	0	0	1	0	0	0	0	
Nov 22	@ Bal	W	S	4	4	0	0.0	0.0	0	0	0	0	0	0	0	0	0	0	
Nov 29	@ Ind	W	S	4	4	0	0.0	0.0	0	0	0	0	0	0	0	0	0	0	
Dec 6	Cle																		
Dec 13	@ Jax																		
Dec 20	Det																		
Dec 27	@ GB																		
Jan 3	@ Hou																		
<b>Totals</b>				<b>8-3</b>	<b>11/11</b>	<b>68</b>	<b>57</b>	<b>11</b>	<b>0.0</b>	<b>0.0</b>	<b>0</b>	<b>1</b>	<b>2</b>	<b>97</b>	<b>0</b>	<b>11</b>	<b>0</b>	<b>0</b>	<b>0</b>

## MALCOLM BUTLER'S NFL STATISTICS

### REGULAR SEASON

Year	Team	GP	GS	TACKLES							INTERCEPTIONS					FUMBLES			
				Tot	Solo	Asst	Sk	Yds	QBP	TFL	No	Yds	Lg	TD	PD	FF	FR	Yds	SpT
2014	New England	11	1	14	13	1	0.0	0.0	NA	NA	0	0	-	0	3	0	0	0	1
2015	New England	16	16	67	56	11	0.0	0.0	NA	NA	2	9	9	0	15	0	0	0	0
2016	New England	16	16	63	48	15	1.0	0.0	NA	NA	4	28	21	0	17	1	2	0	0
2017	New England	16	15	60	55	5	1.0	13.0	NA	NA	2	-1	1	0	12	3	0	0	0
2018	Tennessee	16	11	56	49	7	1.0	9.0	1	3	3	90	56t	1	13	1	0	0	0
2019	Tennessee	9	9	30	23	7	0.0	0.0	0	0	2	61	38t	1	10	0	0	0	0
2020	Tennessee	11	11	68	57	11	0.0	0.0	0	1	2	97	68	0	11	0	0	0	0
<b>NFL Totals</b>		<b>95</b>	<b>79</b>	<b>358</b>	<b>301</b>	<b>57</b>	<b>3.0</b>	<b>22.0</b>	<b>1</b>	<b>4</b>	<b>15</b>	<b>284</b>	<b>68</b>	<b>2</b>	<b>81</b>	<b>5</b>	<b>2</b>	<b>0</b>	<b>1</b>

### PLAYOFFS

Year	Team	GP	GS	TACKLES							INTERCEPTIONS					FUMBLES			
				Tot	Solo	Asst	Sk	Yds	QBP	TFL	No	Yds	Lg	TD	PD	FF	FR	Yds	SpT
2014	New England	3	0	4	4	0	0.0	0.0	NA	NA	1	3	3	0	3	0	0	0	0
2015	New England	2	2	12	10	2	0.0	0.0	NA	NA	0	0	-	0	3	0	0	0	0
2016	New England	3	3	11	9	2	0.0	0.0	NA	NA	0	0	-	0	1	0	0	0	0
2017	New England	3	2	10	8	2	0.0	0.0	NA	NA	0	0	-	0	1	0	0	0	0
2019	Tennessee	0	0	0	0	0	0.0	0.0	0	0	0	0	-	0	0	0	0	0	0
<b>Playoff Totals</b>		<b>11</b>	<b>7</b>	<b>37</b>	<b>31</b>	<b>6</b>	<b>0.0</b>	<b>0.0</b>	<b>NA</b>	<b>NA</b>	<b>1</b>	<b>3</b>	<b>3</b>	<b>0</b>	<b>8</b>	<b>0</b>	<b>0</b>	<b>0</b>	<b>0</b>

### Single-Game Highs

Tackles - **11 vs. Jacksonville (9/20/20)**  
 Interceptions - **2 (Twice, last vs. Buffalo 10/13/20)**  
 Interception Long - **56t vs. Washington (12/22/18)**  
 Sacks - **1 (Three times, last vs. Philadelphia 9/30/18)**  
 Passes Defensed - **4 vs. Cincinnati (10/16/16)**  
 Forced Fumbles - **1 (Five times, last vs. Philadelphia 9/30/18)**  
 Fumble Recoveries - **1 (Twice, last vs. N.Y. Jets 12/24/16)**


### Playoff Single-Game Highs

Tackles - **7 at Denver (1/24/15)**  
 Interceptions - **1 vs. Seattle (2/1/15)**  
 Interception Long - **3 vs. Seattle (2/1/15)**  
 Passes Defensed - **3 vs. Seattle (2/1/15)**

### Additional Statistics

Touchdown - **2 (56-yard interception return vs. Washington, 12/22/18; 38-yard interception at Cleveland, 9/8/19)**





# 31 KEVIN BYARD

**SAFETY** • 5'11" • 212 LBS • COLLEGE: MIDDLE TENNESSEE STATE  
**ACQUIRED:** 3RD ROUND - 2016 • **NFL EXPERIENCE (NFL/TITANS):** 5/5  
**HOMETOWN:** LITHONIA, GA.  
**GAMES PLAYED/GAMES STARTED:** 75/66 (PLAYOFFS: 5/5)



**Captain: 2019, 2020**



**Pro Bowl: 2017**

**PRO:** The Titans selected Kevin Byard with the first pick of the third round in the 2016 NFL Draft, and he is now considered one of the top safeties in the NFL. Following his second season, during which he tied for the NFL lead in interceptions (eight) and led the NFL in total takeaways (10), he was named first-team Associated Press All-Pro and earned his first Pro Bowl berth. From 2017 through 2019, no player had more interceptions than Byard, who totaled 17. The 5-foot-11-inch, 212-pound defender was named a team captain for the defense for the first time in 2019. A product of Middle Tennessee State University, Byard has a reputation as a sideline-to-sideline, ball-hawking safety who plays with tremendous intelligence and effort.

### CAREER HIGHLIGHTS:

- From 2017 through 2019, Byard led the NFL with 17 interceptions.
- In 2019, Byard led the team in interceptions (five) for the third consecutive season, while starting every contest for the third consecutive season.
- In 2018, Byard led the team with four interceptions and ranked third on the team with 96 tackles and 10 passes defended.
- In 2017, Byard was named to the Pro Bowl and earned first-team Associated Press All-Pro honors after tying Detroit's Darius Slay for the NFL lead with eight interceptions. He added a pair of fumble recoveries to pace the league with 10 total takeaways.
- His eight interceptions in 2017 tied for seventh in franchise history and made up the highest total by any franchise player since Oilers cornerback Richard Johnson picked off eight passes in 1990.
- In 2016, Byard saw action in all 16 games with seven starts and compiled 63 tackles, a sack, five tackles for loss, three quarterback pressures, four passes defended and 10 special teams tackles. His seven starts were the most by a Titans rookie safety since Michael Griffin (10) in 2007.

### TITANS TIDBITS:

- In July 2020, Byard was named the official spokesperson for the United Way of Greater Nashville. His first order of business was to participate in the organization's virtual Stuff the Bus school supply drive.
- Byard credits his mother, Artina Stanley, for much of his success. Following a divorce when Byard was in ninth grade, his mother moved with the children from Philadelphia to Atlanta. Although it was a financial struggle, Stanley worked long hours to make sure her children received what they needed. Byard claims he and his older brother "had to grow up really fast" as they helped their mother with taking care of the younger kids in the family. In May 2020, Byard was able to accomplish a goal of helping to purchase his mother her "forever home."
- During the 2019 offseason, Byard hosted 200-plus youngsters at the inaugural Kevin Byard Football Camp at Ensworth School. He plans to hold the camp—which is free—every year.
- The Titans had an inside track in their scouting of Byard. Titans general manager Jon Robinson received glowing reports on Byard from his friend and MTSU recruiting coordinator Steve Ellis. When Robinson was a linebackers coach at Nicholls State, Ellis was one of his pupils, and the two remained close through the years. Additionally, Patrick Callaway, college scout for the Titans, was Byard's high school teammate.
- Byard says his football role models are Ed Reed, Brian Dawkins and Troy Polamalu.
- Byard has aspirations to travel the world, and his bucket list includes setting foot on every continent.

### CAREER TRANSACTIONS:

- The Lithonia, Ga., native was selected by the Titans in the third round

(64th overall) of the 2016 NFL Draft.

### SEASON RECAPS:

**2020 (11/11):** Ranks second in the NFL with 17 regular season interceptions since the beginning of the 2017 season. Ranks second on the team with 70 tackles. Has led the team in tackles twice in 2020 (at DEN, vs. IND). Has tied for the team lead in passes defended twice in 2020 (at DEN, at CIN). Has tied for the team lead in quarterback pressures once in 2020 (at CIN).

- At Denver (9/14), started at safety and led the team with nine tackles. Also posted his first career forced fumble and a pass defended. Gave the Titans offense great field position by forcing a Melvin Gordon III fumble that was recovered by Jeffery Simmons at the Broncos' 23-yard line early in the second quarter. Stuffed Gordon III for no gain on a rush off left end in the final stanza. Broke up a pass intended for Noah Fant late in the fourth quarter.
- Against Jacksonville (9/20), started at safety and posted three tackles.
- At Minnesota (9/27), started at safety and registered four tackles and a pass defended. Sealed the victory by popping loose a deep pass intended for Adam Thielen that was then intercepted by Amani Hooker late in the fourth quarter.
- Against Buffalo (10/13), started at safety and tallied two tackles and a pass defended. Halted a Bills' drive by breaking up a third-and-six pass intended for Stefon Diggs late in the first quarter.
- Against Houston (10/18), started at safety and produced eight tackles. Stopped Brandin Cooks for no gain on a short pass near the goalline in the third quarter. Teamed with Jayon Brown to stonewall David Johnson for a two-yard loss on a rush off right tackle in the third stanza.
- Against Pittsburgh (10/25), started at safety and registered six tackles.
- At Cincinnati (11/1), started at safety and posted seven tackles, a quarterback pressure and a pass defended. Broke up a pass intended for Tee Higgins in the third quarter.
- Against Chicago (11/8), started at safety and tallied seven tackles with a quarterback pressure.
- Against Indianapolis (11/12), started at safety and led the team with 10 tackles. Teamed with Kenny Vaccaro to stuff Jonathan Taylor for no gain on a rush off left guard in the third quarter.
- At Baltimore (11/22), started at safety and totaled seven tackles and a pass defended. Broke up a pass intended for Mark Andrews in the end zone in the first quarter.
- At Indianapolis (11/29), started at safety and recorded seven tackles.

**2019 (16/16, 3/3):** Started all 16 games for the third consecutive season and led the team and tied for fourth in the NFL with five interceptions. Tied for second on the squad with 10 passes defended. Also posted 91 tackles, including two stops for loss, a quarterback pressure and five special teams tackles. Also caught one pass for 11 yards in 2019. Started all three postseason contests and registered 20 tackles, an interception and a special teams tackle. Led or tied for the team lead in passes defended four times (at ATL, vs. BUF, at IND, at HOU).

- At Cleveland (9/8), collected seven tackles and an interception. Intercepted a Baker Mayfield pass intended for Odell Beckham Jr. and returned it 28 yards early in the fourth quarter.
- At Atlanta (9/29), registered eight tackles and a team-best two passes defended. Broke up a pass intended for Austin Hooper late in the third quarter.
- Against Buffalo (10/6), notched seven tackles and two passes defended, including an interception. Set up the Titans' touchdown by intercepting a Josh Allen third-and-five pass in the third quarter. Halted a Bills' drive by

knocking down a third-and-six pass intended for Dawson Knox late in the third quarter.

- At Denver (10/13), recorded three tackles and an interception. Notched a special teams tackle on coverage units. Halted a Broncos' drive by intercepting Joe Flacco's deep pass intended for Noah Fant and returning it 25 yards in the third quarter.
- Against L.A. Chargers (10/20), posted eight tackles and a pass defended. Posted his first career reception on a fake punt. Halted the Chargers' opening drive by breaking up a fourth-and-two pass intended for Hunter Henry. Extended the Titans' opening scoring drive with an 11-yard reception from Brett Kern on the fake punt on fourth-and-eight in the opening stanza.
- Against Jacksonville (11/24), notched a season-high 11 tackles and a special teams tackle on coverage units.
- At Indianapolis (12/1), posted four tackles, an interception and a quarterback pressure. Intercepted a Jacoby Brissett pass and returned it 21 yards to the Colts' 14-yard line setting up a Titans' field goal in the third quarter.
- At Houston (12/29), recorded six tackles and an interception. Intercepted an A.J. McCarron pass intended for Jordan Akins late in the fourth quarter.
- At New England (1/4), posted five tackles. Tied for the team lead with a special teams tackle on coverage units.
- At Baltimore (1/11), recorded 11 tackles and an interception. Intercepted a Lamar Jackson pass intended for Mark Andrews and returned it 31 yards setting up the Titans' opening touchdown in the first quarter. Stuffed Andrews for no gain on a short pass in the right flat early in the fourth quarter.
- At Kansas City (1/19), registered four tackles.

**2018 (16/16):** Started all 16 games for the second consecutive season and led the team with four interceptions. Ranked third on the team with 96 tackles and 10 passes defended. Collected two sacks, four quarterback pressures and six special teams tackles. Also posted a 66-yard touchdown pass on a fake punt. Led the team in tackles once (vs. WAS). Tied for the team lead in passes defended six times (at MIA, vs. PHI, at DAL, vs. NE, at NYG, vs. WAS). Tied for the team lead in quarterback pressures once (vs. NYJ). Tied for the team lead in sacks once (at NYG). Set a career-high with 16 tackles against Washington (12/22/18).

- Against Houston (9/16), tallied four tackles. Gave the Titans a 7-0 lead with a 66-yard touchdown pass to Dane Cruikshank on a fake punt early in the first quarter. It was the longest touchdown pass by a defensive player in the Super Bowl era. Byard became the first primarily defensive player in franchise history to record a touchdown pass. Posted a special teams stop on coverage units.
- Against Philadelphia (9/30), tied a then career-high with 10 tackles, and added a quarterback pressure and a pass defended.
- Against Baltimore (10/14), amassed five tackles, an interception and two quarterback pressures. Registered two special teams stops on coverage units. Teamed with Jayon Brown to stop Hayden Hurst for no gain on a jet sweep in the first quarter. Collected his first interception of the season on a Joe Flacco pass that was deflected by Logan Ryan late in the second quarter.
- At Dallas (11/5), posted five tackles with an interception. Stuffed Ezekiel Elliott for a one-yard loss on a rush off right end early in the first quarter. Halted a potential Cowboys' scoring drive by intercepting a pass intended for Amari Cooper in the back of the end zone in the first quarter.
- Against New England (11/11), notched five tackles and two passes defended. Halted a Patriots' drive by knocking down a third-and-four pass intended for Jacob Hollister in the third quarter.
- Against Jacksonville (12/6), amassed three tackles, including a sack and a quarterback pressure. Ended a Jaguars' drive by sacking Cody Kessler for an eight-yard loss on third-and-nine in the first quarter.
- At N.Y. Giants (12/16), posted three tackles, including a sack, an interception and another pass defended in the Titans' first shutout win since 2000. Collected a special teams tackle on coverage units. Ended the first half by sacking Eli Manning for a 10-yard loss on third-and-10. Halted a potential Giants' scoring drive by intercepting an Eli Manning pass intended for Russell Shepard on third-and-20 in the third quarter. Sealed the shutout by breaking up a fourth-and-goal pass intended for Evan Engram late in the fourth quarter.
- Against Washington (12/22), led the team with a career-best 16 tackles, an interception and another pass defended. Broke up a deep pass over the middle intended for Michael Floyd in the third quarter. Intercepted a Josh Johnson third-and-three pass intended for Josh Doctson late in the fourth quarter.

**2017 (16/16, 2/2):** Selected first-team Associated Press All-Pro at safety and named to his first career Pro Bowl. Started all 16 games and tied for the NFL lead with eight interceptions. Ranked second on the team with 18 passes defended and third on the squad with a career-high 87 tackles. Notched three quarterback pressures, four tackles for loss and two fumble recoveries. Started both postseason contests and led the team with 16 tackles. Named AFC Defensive Player of the Week after tallying eight tackles and two interceptions against Jacksonville (12/31/17). Named AFC Defensive Player of the Week after tying a single-game franchise record with three interceptions at Cleveland (10/22/17). His eight interceptions in 2017 were the most by any franchise player since Oilers cornerback Richard Johnson picked off eight passes in 1990. Collected his first career NFL interception at Houston (10/1/17). Tied a career-high with 10 tackles at Houston (10/1/17). Led or tied for the team lead in passes defended six times (at JAX, at HOU, at CLE, vs. CIN, at PIT, vs. JAX).

- At Jacksonville (9/17), collected nine tackles and a pass defended. Combined with Derrick Morgan to stonewall Leonard Fournette for no gain on a rush off left end in the second quarter. Halted a Jaguars' drive by batting down a pass intended for Mercedes Lewis on third-and-14 in the third quarter.
- At Houston (10/1), tied a career-high with 10 tackles while posting a team-best two passes defended, including his first career interception. Broke up a pass intended for DeAndre Hopkins in the second quarter. Halted a potential Texans' scoring drive by intercepting a Deshaun Watson pass intended for DeAndre Hopkins just before halftime.
- At Miami (10/8), totaled four tackles, including two stops for loss and a fumble recovery. Stuffed Jarvis Landry for no gain on a short pass in the first quarter. Recovered a Jay Ajayi fumble that was forced by Adoree' Jackson and returned it six yards in the second quarter. Stuffed Ajayi for a one-yard loss on a rush off right guard in the final stanza.
- At Cleveland (10/22), named AFC Defensive Player of the Week after posting two tackles, including a stop for loss and a career-high three interceptions. Tied a single-game franchise record with three interceptions and the feat had only happened nine previous times in team annals. Stonewalled Duke Johnson for a three-yard loss on a short pass in the second quarter. Halted a potential Browns' scoring drive by intercepting a DeShone Kizer pass intended for Rashard Higgins late in the second quarter. Intercepted Kizer for a second time by jumping in front of a pass intended for Bryce Treggs early in the third quarter. Collected his third interception of the afternoon by picking off a Cody Kessler pass intended for David Njoku on third-and-13 in the fourth quarter.
- Against Baltimore (11/5), collected six tackles, two interceptions and another pass defended. With three interceptions at Cleveland and two interceptions against the Ravens, became the first player in franchise history to record five interceptions in a two-game span. Intercepted a Joe Flacco pass intended for Breshad Perriman after Logan Ryan deflected the ball in the first quarter. Hauled in his second interception of the afternoon by picking off a deep pass intended for Benjamin Watson early in the third quarter. Batted down a deep pass intended for Mike Wallace in the end zone late in the fourth quarter.
- At Indianapolis (11/26), registered four tackles and a fumble recovery. Set up the Titans' first touchdown by pouncing on a Marlon Mack fumble on the Colts' four-yard line in the third quarter.
- Against Jacksonville (12/31), named AFC Defensive Player of the Week after tallying eight tackles and two interceptions. Picked off a Blake Bortles pass intended for Allen Hurns on third-and-nine early in the fourth quarter. Sealed the victory by intercepting a Bortles pass intended for James O'Shaughnessy with 10 seconds left in the game.
- At Kansas City (1/6), started at safety and recorded six tackles in his first career postseason game. Stuffed Kareem Hunt for no gain on a short pass in the left flat in the second quarter.
- At New England (1/13), started at safety and finished second on the team with 10 tackles. Teamed with Avery Williamson to stop James White for no gain on a rush up the middle early in the second quarter.

**2016 (16/7):** Played in all 16 games with seven starts as a rookie and finished fifth on the team with 63 tackles. Ranked second on the squad with 10 special teams tackles. Collected a sack, five tackles for loss, three quarterback pressures and four passes defended. Led or tied for the team lead in tackles twice in 2016 (at SD, vs. GB). Tied for the team lead in passes defended twice in 2016 (vs. IND, at SD). Led or tied for the team lead in special teams tackles seven times in 2016 (vs. MIN, at DET, at MIA, vs. JAX, at SD, at CHI, vs. DEN). Appeared in his first career NFL game against Minnesota (9/11/16). Made his first NFL start at safety against Green Bay (11/13/16).

- Against Minnesota (9/11), made his NFL debut as a reserve safety and collected four tackles, including a stop for loss. Notched a special teams tackle on coverage units. Burst through the line and stuffed Adrian Peterson for a five-yard loss on a rush off right tackle at the end of the third quarter.
- Against Jacksonville (10/27), played significant snaps as a reserve at safety and posted five tackles, including two stops for loss. Tied for the team lead with a special teams tackle. Pounced on Chris Ivory for no gain after the running back recovered his own fumble late in the first quarter. Stuffed Blake Bortles for a one-yard loss on a rush off left end in the final quarter.
- At San Diego (11/6), saw significant action as a reserve at safety and tied for the team lead with a career-best 10 tackles, including a stop for loss and a pass defended. Tied for the team lead with a special teams tackle on coverage units. Ended a Chargers' drive by breaking up a third-and-two pass intended for Antonio Gates late in the second quarter. Stuffed Melvin Gordon for a two-yard loss on a rush off left guard late in the second quarter.
- Against Green Bay (11/13), made his first career NFL start at safety and notched a team-leading nine tackles, including a sack. Ended a Packers' drive by registering his first career sack when he dropped Aaron Rodgers for an eight-yard loss on third-and-eight in the opening stanza.
- At Chicago (11/27), started at safety and registered seven tackles. Led the team with two special teams tackles on coverage units. Defended a deep pass intended for Cameron Meredith in the fourth quarter.
- Against Denver (12/11), started at safety and collected five tackles, two quarterback pressures and a pass defended. Tied for the team lead with a special teams stop.
- Against Houston (1/1), started at safety and registered five tackles, including a stop for loss and a pass defended. Broke up a pass intended for Alfred Blue in the first quarter. Stuffed Jonathan Grimes for no gain on a rush off left tackle on the final play of the first quarter. Stuffed Alfred Blue for no gain on a third-and-goal rush off right tackle in the fourth quarter.

#### COLLEGE:

- During a four-year career at Middle Tennessee State, he appeared in 49 games and notched 46 starts at safety. He set school records with 19 career interceptions, 377 interception return yards and four interception returns for touchdowns. He finished sixth in MTSU history with 312 career tackles. In 49 career games, he had a hand in 25 turnovers (19 interceptions, five forced fumbles and one fumble recovery). Had 17 additional career passes defended and five tackles for loss. He was twice named first-team All-Conference USA.
- As a senior (2015), appeared in 12 games with nine starts as a permanent team captain. Ranked fourth on the team with 66 tackles and led the squad with four interceptions and six additional pass breakups. Ranked second among safeties with 718 snaps played. Named first-team All-Conference USA for the second consecutive season. Against North Texas on Nov. 21, 2015, he set the Middle Tennessee State record with his 18th career interception. He picked off another pass the following week to finish his career with 19 interceptions.
- As a junior (2014), played and started all 12 games and led the team with six interceptions. Ranked fourth on the team with 66 tackles, including three tackles for loss, and added four pass breakups, two forced fumbles and a blocked kick. Ranked seventh nationally and first in Conference USA in interceptions. Played a team-high 980 snaps. Named first-team All-Conference USA.
- As a sophomore (2013), played and started all 13 games. Registered a career-best 106 tackles to finish second on the team. Led the team with five interceptions. Also finished with an additional five pass breakups, a forced fumble and a fumble recovery. Equaled his own school mark with two interceptions returned for touchdowns. Led the team with 996 snaps played. Voted honorable mention All-Conference USA.

- As a redshirt freshman (2012), started all 12 games and led the team with four interceptions. Tied for third on the team with 74 tackles and added two pass breakups, two forced fumbles and a hurry. Equaled the school record with two interception returns for touchdowns and set the single-season record for interception return yards with 167. Led the entire team with 925 total snaps played and had 80 or more snaps four times. Named FWAA Freshman All-American, second-team All-SBC. Against Troy (11/24), forced three turnovers in win with two interceptions and a forced fumble to go with a pass breakup and six tackles. Second pick went for 77 yards and game-winning score late in fourth quarter. Named the SBC Defensive Player of the Week and the College Performance Awards National Defensive Back of the Week.
- As a freshman (2011), redshirted.
- Graduated in May 2015 with a degree in liberal studies.

#### PERSONAL:

- He splits time between Nashville and Lithonia, Ga., with his wife, Clarke, and their daughter, Eliana.
- Attended M.L. King (Lithonia, Ga.), where as a senior he totaled 94 tackles, two interceptions, two blocked punts, and two fumble recoveries on defense. On offense, he recorded 35 receptions for 723 yards and six touchdowns, as well as 245 rushing yards and two rushing touchdowns. Also returned 12 kickoffs for 350 yards and a touchdown.
- Voted Class AAAAA first-team all-state by the Atlanta Journal Constitution and the Associated Press. Earned all-region honors on offense and defense, while also garnering all-area and all-county accolades.
- Also lettered in track as a high school athlete.
- Byard has three brothers and three sisters and is the second oldest of the group.
- List of favorites: (TV show) "Martin"; (movie) "Wolf of Wall Street" and "Paid in Full"; (musician or band) Future; (food) Philadelphia cheesesteaks and hot wings; (childhood sports teams) Philadelphia 76ers; (athlete as a child) Allen Iverson; and (guilty pleasure) late-night snacks.
- Follow Byard on Twitter at @KB31\_Era.
- Follow Byard on Instagram at @kb31\_savage.
- Born Kevin Leon Byard Jr. on Aug. 17, 1993 in Philadelphia, Pa.

# KEVIN BYARD'S GAME-BY-GAME

## 2016 Tennessee Titans

Date	Opp	W/L	P/S	Tot Solo Asst	Sk - Yds	QBP	TFL	Int - Yds	-TD	PD	FF	FR - Yds	SpT
Sept 11	Min	L	p	4 3 1	0.0 0.0	0	1	0 0	0 0	0 0	0 0	0 0	1
Sept 18	@ Det	W	p	2 2 0	0.0 0.0	0	0	0 0	0 0	0 0	0 0	0 0	2
Sept 25	Oak	L	p	3 3 0	0.0 0.0	0	0	0 0	0 0	0 0	0 0	0 0	1
Oct 2	@ Hou	L	p	1 1 0	0.0 0.0	0	0	0 0	0 0	0 0	0 0	0 0	0
Oct 9	@ Mia	W	p	2 2 0	0.0 0.0	0	0	0 0	0 0	0 0	0 0	0 0	1
Oct 16	Cle	W	p	2 2 0	0.0 0.0	0	0	0 0	0 0	0 0	0 0	0 0	0
Oct 23	Ind	L	p	0 0 0	0.0 0.0	0	0	0 0	0 0	1 0	0 0	0 0	0
Oct 27	Jax	W	p	5 3 2	0.0 0.0	0	2	0 0	0 0	0 0	0 0	0 0	1
Nov 6	@ SD	L	p	10 5 5	0.0 0.0	0	1	0 0	0 1	0 0	0 0	0 0	1
Nov 13	GB	W	S	9 7 2	1.0 8.0	0	0	0 0	0 0	0 0	0 0	0 0	0
Nov 20	@ Ind	L	S	2 1 1	0.0 0.0	0	0	0 0	0 0	0 0	0 0	0 0	0
Nov 27	@ Chi	W	S	7 4 3	0.0 0.0	0	0	0 0	0 0	0 0	0 0	0 0	2
Dec 11	Den	W	S	5 3 2	0.0 0.0	2	0	0 0	0 1	0 0	0 0	0 0	1
Dec 18	@ KC	W	S	4 2 2	0.0 0.0	1	0	0 0	0 0	0 0	0 0	0 0	0
Dec 24	@ Jax	L	S	2 2 0	0.0 0.0	0	0	0 0	0 0	0 0	0 0	0 0	0
Jan 1	Hou	W	S	5 2 3	0.0 0.0	0	1	0 0	0 1	0 0	0 0	0 0	0
<b>Totals</b>				<b>9-7 16/7</b>	<b>63 42 21</b>	<b>1.0 8.0</b>	<b>3 5</b>	<b>0 0</b>	<b>0 0</b>	<b>4 0</b>	<b>0 0</b>	<b>0 0</b>	<b>10</b>

## 2017 Tennessee Titans

Date	Opp	W/L	P/S	Tot Solo Asst	Sk - Yds	QBP	TFL	Int - Yds	-TD	PD	FF	FR - Yds	SpT
Sept 10	Oak	L	S	9 7 2	0.0 0.0	1	0	0 0	0 0	0 0	0 0	0 0	0
Sept 17	@ Jax	W	S	9 8 1	0.0 0.0	0	0	0 0	0 1	0 0	0 0	0 0	0
Sept 24	Sea	W	S	1 0 1	0.0 0.0	1	0	0 0	0 1	0 0	0 0	0 0	0
Oct 1	@ Hou	L	S	10 5 5	0.0 0.0	0	0	1 7	0 2	0 0	0 0	0 0	0
Oct 8	@ Mia	L	S	4 3 1	0.0 0.0	0	2	0 0	0 0	0 1	6 0	0 0	0
Oct 16	Ind	W	S	3 3 0	0.0 0.0	0	0	0 0	0 0	0 0	0 0	0 0	0
Oct 22	@ Cle	W	S	2 2 0	0.0 0.0	0	1	3 60	0 3	0 0	0 0	0 0	0
Nov 5	Bal	W	S	6 4 2	0.0 0.0	0	0	2 33	0 3	0 0	0 0	0 0	0
Nov 12	Cin	W	S	5 3 2	0.0 0.0	0	1	0 0	0 2	0 0	0 0	0 0	0
Nov 16	@ Pit	L	S	1 1 0	0.0 0.0	0	0	0 0	0 3	0 0	0 0	0 0	0
Nov 26	@ Ind	W	S	4 3 1	0.0 0.0	0	0	0 0	0 0	0 0	1 0	0 0	0
Dec 3	Hou	W	S	8 6 2	0.0 0.0	0	0	0 0	0 1	0 0	0 0	0 0	0
Dec 10	@ Ari	L	S	6 4 2	0.0 0.0	0	0	0 0	0 0	0 0	0 0	0 0	0
Dec 17	@ SF	L	S	5 4 1	0.0 0.0	0	0	0 0	0 0	0 0	0 0	0 0	0
Dec 24	LAR	L	S	6 4 2	0.0 0.0	1	0	0 0	0 0	0 0	0 0	0 0	0
Dec 31	Jax	W	S	8 7 1	0.0 0.0	0	0	2 30	0 2	0 0	0 0	0 0	0
<b>Totals</b>				<b>9-7 16/16</b>	<b>87 64 23</b>	<b>0.0 0.0</b>	<b>3 4</b>	<b>8 130</b>	<b>0 18</b>	<b>0 2</b>	<b>6 0</b>	<b>0 0</b>	<b>0</b>
<b>Playoffs</b>													
Jan 6	@ KC	W	S	6 5 1	0.0 0.0	0	0	0 0	0 0	0 0	0 0	0 0	0
Jan 13	@ NE	L	S	10 9 1	0.0 0.0	0	0	0 0	0 0	0 0	0 0	0 0	0
<b>Totals</b>				<b>1-1 2/2</b>	<b>16 14 2</b>	<b>0.0 0.0</b>	<b>0 0</b>	<b>0 0</b>	<b>0 0</b>	<b>0 0</b>	<b>0 0</b>	<b>0 0</b>	<b>0</b>

## 2018 Tennessee Titans

Date	Opp	W/L	P/S	Tot Solo Asst	Sk - Yds	QBP	TFL	Int - Yds	-TD	PD	FF	FR - Yds	SpT
Sept 9	@ Mia	L	S	5 4 1	0.0 0.0	0	0	0 0	0 1	0 0	0 0	0 0	0
Sept 16	Hou	W	S	4 3 1	0.0 0.0	0	0	0 0	0 0	0 0	0 0	0 0	1
Sept 23	@ Jax	W	S	2 1 1	0.0 0.0	0	0	0 0	0 0	0 0	0 0	0 0	0
Sept 30	Phi	W	S	10 7 3	0.0 0.0	1	0	0 0	0 1	0 0	0 0	0 0	0
Oct 7	@ Buf	L	S	7 6 1	0.0 0.0	0	0	0 0	0 0	0 0	0 0	0 0	0
Oct 14	Bal	L	S	5 2 3	0.0 0.0	1	0	1 0	0 1	0 0	0 0	0 0	2
Oct 21	@ LAC	L	S	4 2 2	0.0 0.0	0	0	0 0	0 0	0 0	0 0	0 0	0
Nov 5	@ Dal	W	S	5 4 1	0.0 0.0	0	0	1 0	0 1	0 0	0 0	0 0	0
Nov 11	NE	W	S	5 4 1	0.0 0.0	0	0	0 0	0 2	0 0	0 0	0 0	0
Nov 18	@ Ind	L	S	8 7 1	0.0 0.0	0	0	0 0	0 0	0 0	0 0	0 0	0

Nov 26	@ Hou	L	S	4 2 2	0.0 0.0	0	0	0 0	0 0	0 0	0 0	0 0	1
Dec 2	NYJ	W	S	5 2 3	0.0 0.0	1	0	0 0	0 0	0 0	0 0	0 0	1
Dec 6	Jax	W	S	3 2 1	1.0 8.0	1	0	0 0	0 0	0 0	0 0	0 0	0
Dec 16	@ NYG	W	S	3 2 1	1.0 10.0	0	0	1 0	0 2	0 0	0 0	0 0	1
Dec 22	Was	W	S	16 10 6	0.0 0.0	0	0	1 1	0 2	0 0	0 0	0 0	0
Dec 30	Ind	L	S	10 6 4	0.0 0.0	0	0	0 0	0 0	0 0	0 0	0 0	0
<b>Totals</b>				<b>9-7 16/16</b>	<b>96 64 32</b>	<b>2.0 18.0</b>	<b>4 0</b>	<b>4 1</b>	<b>0 10</b>	<b>0 0</b>	<b>0 0</b>	<b>0 0</b>	<b>6</b>

## 2019 Tennessee Titans

Date	Opp	W/L	P/S	Tot Solo Asst	Sk - Yds	QBP	TFL	Int - Yds	-TD	PD	FF	FR - Yds	SpT
Sept 8	@ Cle	W	S	7 3 4	0.0 0.0	0	0	1 28	0 1	0 0	0 0	0 0	0
Sept 15	Ind	L	S	4 4 0	0.0 0.0	0	0	0 0	0 0	0 0	0 0	0 0	1
Sept 19	@ Jax	L	S	5 4 1	0.0 0.0	0	1	0 0	0 0	0 0	0 0	0 0	0
Sept 29	@ Atl	W	S	8 5 3	0.0 0.0	0	0	0 0	0 2	0 0	0 0	0 0	0
Oct 6	Buf	L	S	7 5 2	0.0 0.0	0	0	1 5	0 2	0 0	0 0	0 0	0
Oct 13	@ Den	L	S	3 3 0	0.0 0.0	0	0	1 25	0 1	0 0	0 0	0 0	1
Oct 20	LAC	W	S	8 4 4	0.0 0.0	0	0	0 0	0 0	1 0	0 0	0 0	0
Oct 27	TB	W	S	3 3 0	0.0 0.0	0	1	0 0	0 0	0 0	0 0	0 0	0
Nov 3	@ Car	L	S	6 3 3	0.0 0.0	0	0	0 0	0 1	0 0	0 0	0 0	1
Nov 10	KC	W	S	6 5 1	0.0 0.0	0	0	0 0	0 0	0 0	0 0	0 0	0
Nov 24	Jax	W	S	11 4 7	0.0 0.0	0	0	0 0	0 0	0 0	0 0	0 0	1
Dec 1	@ Ind	W	S	4 1 3	0.0 0.0	1	0	1 21	0 1	0 0	0 0	0 0	0
Dec 8	@ Oak	W	S	8 5 3	0.0 0.0	0	0	0 0	0 0	0 0	0 0	0 0	0
Dec 15	Hou	L	S	2 1 1	0.0 0.0	0	0	0 0	0 0	0 0	0 0	0 0	0
Dec 22	NO	L	S	3 3 0	0.0 0.0	0	0	0 0	0 0	0 0	0 0	0 0	1
Dec 29	@ Hou	W	S	6 4 2	0.0 0.0	0	0	1 0	0 1	0 0	0 0	0 0	0
<b>Totals</b>				<b>9-7 16/16</b>	<b>91 57 34</b>	<b>0.0 0.0</b>	<b>1 2</b>	<b>5 79</b>	<b>0 10</b>	<b>0 0</b>	<b>0 0</b>	<b>0 0</b>	<b>5</b>
<b>Playoffs</b>													
Jan 4	@ NE	W	S	5 4 1	0.0 0.0	0	0	0 0	0 0	0 0	0 0	0 0	1
Jan 11	@ Bal	W	S	11 8 3	0.0 0.0	0	0	1 31	0 1	0 0	0 0	0 0	0
Jan 19	@ KC	L	S	4 3 1	0.0 0.0	0	0	0 0	0 0	0 0	0 0	0 0	0
<b>Totals</b>				<b>2-1 3/3</b>	<b>20 15 5</b>	<b>0.0 0.0</b>	<b>0 0</b>	<b>1 31</b>	<b>0 1</b>	<b>0 0</b>	<b>0 0</b>	<b>0 0</b>	<b>1</b>

## 2020 Tennessee Titans

Date	Opp	W/L	P/S	Tot Solo Asst	Sk - Yds	QBP	TFL	Int - Yds	-TD	PD	FF	FR - Yds	SpT
Sept 14	@ Den	W	S	9 8 1	0.0 0.0	0	0	0 0	0 0	1 1	0 0	0 0	0
Sept 20	Jax	W	S	3 2 1	0.0 0.0	0	0	0 0	0 0	0 0	0 0	0 0	0
Sept 27	@ Min	W	S	4 1 3	0.0 0.0	0	0	0 0	0 0	1 0	0 0	0 0	0
Oct 13	Buf	W	S	2 2 0	0.0 0.0	0	0	0 0	0 0	1 0	0 0	0 0	0
Oct 18	Hou	W	S	8 6 2	0.0 0.0	0	0	0 0	0 0	0 0	0 0	0 0	0
Oct 25	Pit	L	S	6 6 0	0.0 0.0	0	0	0 0	0 0	0 0	0 0	0 0	0
Nov 1	@ Cin	L	S	7 4 3	0.0 0.0	1	0	0 0	0 0	1 0	0 0	0 0	0
Nov 8	Chi	W	S	7 4 3	0.0 0.0	1	0	0 0	0 0	0 0	0 0	0 0	0
Nov 12	Ind	L	S	10 6 4	0.0 0.0	0	0	0 0	0 0	0 0	0 0	0 0	0
Nov 22	@ Bal	W	S	7 5 2	0.0 0.0	0	0	0 0	0 0	1 0	0 0	0 0	0
Nov 29	@ Ind	W	S	7 7 0	0.0 0.0	0	0	0 0	0 0	0 0	0 0	0 0	0
Dec 6	Cle												
Dec 13	@ Jax												
Dec 20	Det												
Dec 27	@ GB												
Jan 3	@ Hou												
<b>Totals</b>				<b>8-3 11/11</b>	<b>70 51 19</b>	<b>0.0 0.0</b>	<b>2 0</b>	<b>0 0</b>	<b>0 0</b>	<b>5 1</b>	<b>0 0</b>	<b>0 0</b>	<b>0</b>



## KEVIN BYARD'S NFL STATISTICS

REGULAR SEASON				TACKLES							INTERCEPTIONS					FUMBLES			
Year	Team	GP	GS	Tot	Solo	Asst	Sk	Yds	QBP	TFL	No	Yds	Lg	TD	PD	FF	FR	Yds	SpT
2016	Tennessee	16	7	63	42	21	1.0	8.0	3	5	0	0	0	0	4	0	0	0	10
2017	Tennessee	16	16	87	64	23	0.0	0.0	3	4	8	130	33	0	18	0	2	6	0
2018	Tennessee	16	16	96	64	32	2.0	18.0	4	0	4	1	1	0	10	0	0	0	6
2019	Tennessee	16	16	91	57	34	0.0	0.0	1	2	5	79	28	0	10	0	0	0	5
2020	Tennessee	11	11	70	51	19	0.0	0.0	2	0	0	0	0	0	5	1	0	0	0
<b>NFL Totals</b>		<b>75</b>	<b>66</b>	<b>407</b>	<b>278</b>	<b>129</b>	<b>3.0</b>	<b>26.0</b>	<b>13</b>	<b>11</b>	<b>17</b>	<b>210</b>	<b>33</b>	<b>0</b>	<b>47</b>	<b>1</b>	<b>2</b>	<b>6</b>	<b>21</b>

PLAYOFFS				TACKLES							INTERCEPTIONS					FUMBLES			
Year	Team	GP	GS	Tot	Solo	Asst	Sk	Yds	QBP	TFL	No	Yds	Lg	TD	PD	FF	FR	Yds	SpT
2017	Tennessee	2	2	16	14	2	0.0	0.0	0	0	0	0	0	0	0	0	0	0	0
2019	Tennessee	3	3	20	15	5	0.0	0.0	0	0	1	31	31	0	1	0	0	0	1
<b>NFL Totals</b>		<b>5</b>	<b>5</b>	<b>36</b>	<b>29</b>	<b>7</b>	<b>0.0</b>	<b>0.0</b>	<b>0</b>	<b>0</b>	<b>1</b>	<b>31</b>	<b>31</b>	<b>0</b>	<b>1</b>	<b>0</b>	<b>0</b>	<b>0</b>	<b>1</b>

### Single-Game Highs


Tackles - 16 vs. Washington (12/22/18)  
 Interceptions - 3 at Cleveland (10/22/17)  
 Sacks - 1 (Three times, last at N.Y. Giants 12/16/18)  
 Tackles for Loss - 2 (Twice, last at Miami 10/8/17)  
 Quarterback Pressures - 2 vs. Denver (12/11/16)  
 Forced Fumble - **1 at Denver (9/14/20)**  
 Fumble Recovery - 1 (Twice, last at Indianapolis 11/26/17)  
 Passes Defensed - 3 (Three times, last at Pittsburgh 11/16/17)  
 Special Teams Tackles - 2 (Three times, last vs. Baltimore 10/14/18)

### Playoff Single-Game Highs

Tackles - 11 at Baltimore (1/11/20)  
 Interceptions - 1 at Baltimore (1/11/20)  
 Special Teams Tackles - 1 at New England (1/4/20)

### Additional Statistics

Pass Attempts - 1 for 66 yards and a touchdown vs. Houston (9/16/18)  
 Receptions - 1 for 11 yards vs. L.A. Chargers (10/20/19)



# 53 WILL COMPTON

LINEBACKER • 6'1" • 235 LBS • COLLEGE: NEBRASKA

ACQUIRED: FREE AGENT - 2020 • NFL EXPERIENCE (NFL/TITANS): 7/2

HOMETOWN: BONNE TERRE, MO.

GAMES PLAYED/GAMES STARTED: 85/40 (PLAYOFFS: 1/1)

**PRO:** The Titans brought back free agent Will Compton during 2020 training camp to add depth and competition to the linebacker unit. The 6-foot-1-inch, 235-pounder is a hard-nosed defender that has a reputation as an aggressive, sure-tackling inside linebacker. He spent part of 2019 campaign with the Oakland Raiders after playing in 12 games with the Titans in 2018. Prior to his initial arrival in Tennessee, the University of Nebraska product spent his first five seasons as a member of the Washington Football Team after entering the NFL as a rookie free agent in 2013. Compton provides veteran leadership having served as a team captain for Washington in 2016.

### CAREER HIGHLIGHTS:

- In 2018, Compton led the Titans with 11 special teams tackles.
- In 2016, Compton registered 104 tackles, five passes defended, two fumble recoveries, one forced fumble and an interception.
- In 2015, Compton posted a career-best 122 tackles, a sack, an interception, six passes defended and a fumble recovery.
- In 2014, Compton ranked second on Washington with 18 special teams stops.

### TITANS TIDBITS:

- Prior to his first training camp as a rookie free agent, Compton typed out five personal goals in his iPad that he wanted to accomplish over the next five years. Although he truly never imagined being able to achieve each of the goals, he checked off all the boxes. They included playing a vital role on Washington, earning a starting spot, being named a captain, reaching a specific financial goal by age 27 and doing at least three speaking engagements a year despite no prior experience.
- Compton is the co-founder of the popular podcast Bussin' With The Boys with teammate Taylor Lewan. The two friends host guests on an old Monte Carlo Budweiser bus and discuss any and everything.

### CAREER TRANSACTIONS:

- The Bonne Terre, Mo., native was originally signed by the Washington Football Team as a rookie free agent on May 2, 2013.
- Waived by Washington on Aug. 31, 2013 and signed to the team's practice squad a day later.
- Signed by Washington to their active roster from the practice squad on Dec. 24, 2013.
- Signed by the Titans as an unrestricted free agent on April 6, 2018.
- Signed by the New Orleans Saints as a free agent on Aug. 21, 2019.
- Waived injured by the Saints on Aug. 30, 2019.
- Signed by the Oakland Raiders as a free agent on Oct. 30, 2019.
- Signed by the Titans as a free agent on Aug. 27, 2020.
- Released by the Titans on Oct. 26, 2020 and signed to the team's practice squad a day later.
- Activated from the practice squad to the active roster standard elevation on Nov. 21, 2020.

### SEASON RECAPS:

**2020 (7/1 - Tennessee):** Has led the team in special teams tackles once in 2020 (vs. PIT).

- At Denver (9/14), saw significant action at linebacker after Rashaan Evans was ejected in the first quarter and collected three tackles.
- Against Jacksonville (9/20), played as a reserve on special teams.
- At Minnesota (9/27), saw action as a reserve on special teams.
- Against Buffalo (10/13), played as a reserve at linebacker and tallied a tackle.
- Against Houston (10/18), was inactive.

- Against Pittsburgh (10/25), led the team with two special teams tackles. Also saw action as a reserve at linebacker.
- At Baltimore (11/22), entered the game as a reserve at linebacker late in the second quarter and totaled six tackles.
- At Indianapolis (11/29), made his first start of the season at linebacker and recorded three tackles.

**2019 (9/4 - Oakland):** Joined the Raiders as a free agent on Oct. 30, 2019. Appeared in nine games with four starts and totaled 39 tackles and two special teams stops.

- Against Detroit (11/3), made his Raiders debut and recorded three tackles. Also recorded a stop on special teams.
- At N.Y. Jets (11/24), registered four tackles.
- Against Tennessee (12/8), made his first start for the Raiders at linebacker and registered three tackles.
- Against Jacksonville (12/15), started consecutive contests at middle linebacker and led the team with nine tackles.
- At L.A. Chargers (12/22), led the team in tackles for the second consecutive game, finishing with a season-high 12 tackles.

**2018 (12/2 - Tennessee):** Played in 12 games with two starts at linebacker in his first season with the Titans. Led the team with 11 special teams tackles. Posted 11 tackles and a pass defended on defense. Was inactive for four contests. Led or tied for the team lead in special teams tackles five times in 2018 (at JAX, vs. PHI, at BUF, at NYG, vs. IND). Tied for the team lead in passes defended once in 2018 (vs. PHI).

- At Miami (9/9), started at inside linebacker in his first game with the Titans and collected four tackles. Teamed with Kamalei Correa to stuff Kenyan Drake for a three-yard loss on a rush off right end late in the final stanza.
- Against Philadelphia (9/30), saw action as a reserve at linebacker and notched two tackles and a pass defended. Led the team with two special teams tackles. Broke up a third-and-12 pass intended for Zach Ertz in overtime.
- At Buffalo (10/7), played as a reserve at linebacker and on special teams. Recorded two tackles on defense and notched a special teams stop on coverage units.
- At Houston (11/26), saw action as a reserve on special teams and collected a tackle and a forced fumble on coverage units. Forced a DeAndre Carter fumble that was recovered by the Texans on a kickoff return.
- At N.Y. Giants (12/16), played as a reserve on special teams and led the team with four tackles on coverage units.
- Against Indianapolis (12/30), played as a reserve on special teams and tied for the team lead with a tackle on coverage units.

**2017 (9/3 - Washington):** Started three of the nine games in which he played and recorded 17 tackles and an interception. Collected four special teams tackles on coverage units. Was placed on injured reserve on Nov. 14, 2017.

- Against Dallas (10/29), recorded seven tackles.
- At Seattle (11/5), registered eight tackles, a career-high three passes defended and his first interception of the season in a win.

**2016 (15/15 - Washington):** Voted a defensive captain prior to the season. Started all 15 games in which he appeared and compiled 104 tackles, five passes defended, two fumble recoveries, one forced fumble and an interception. Posted two special teams tackle on coverage units. Was inactive for one game.

- At Pittsburgh (9/12), recorded 13 tackles in a start.
- Against Dallas (9/18), tied for team lead with 10 tackles in addition to

registering a pass defended.

- Against Cleveland (10/2), led the team with 11 tackles, a forced fumble and a fumble recovery in a win.
- Against Baltimore (10/9), tied for team lead with nine tackles and made the hit on the game-clinching fourth down incompleting in a win.
- Against Cincinnati (10/30), led the team with 10 tackles and recorded his second career interception in the London matchup.
- Against Green Bay (11/20), notched nine tackles and a fumble recovery in a win.

**2015 (16/10, 1/1 - Washington):** Played in all 16 regular season games with 10 starts and notched 122 tackles, a sack, an interception, six passes defended and a fumble recovery. Collected five special teams tackles. Started his first postseason contest and amassed 12 tackles with a special teams tackle on coverage units.

- At N.Y. Giants (9/24), posted 14 tackles.
- At Atlanta (10/11), notched two tackles and recorded his first career fumble recovery.
- At New England (11/8), led the team with 10 tackles.
- At Philadelphia (12/26), registered nine tackles and his first career sack in a division-clinching win.
- At Dallas (1/3), registered five solo tackles and his first career interception in regular season finale.
- Against Green Bay (1/10), led the squad with 12 tackles in his postseason debut in the NFC Wild Card matchup.

**2014 (16/5 - Washington):** Appeared in all 16 games with five starts and compiled 61 tackles, three quarterback pressures, two tackles for loss and a pass defended. Finished second on the team with 18 special teams tackles.

- At Arizona (10/12), made his first career start at linebacker and recorded three tackles.
- Against Tennessee (10/19), started at linebacker and registered eight tackles.
- Against St. Louis (12/7), earned his third start of the season and posted a then-career-high 14 tackles.
- At N.Y. Giants (12/14), finished second on the team with 11 tackles.
- Against Philadelphia (12/20), recorded a career-high 15 tackles.

**2013 (1/0 - Washington):** Spent the first 16 weeks of the season on the team's practice squad. Signed to the team's active roster in Week 17.

- At N.Y. Giants (12/29), made his NFL debut on special teams and posted a tackle on coverage units.

#### **COLLEGE:**

- Appeared in 50 games with 37 starts as a linebacker at Nebraska and finished his career with 247 tackles, ranking 12th all-time for the Cornhuskers.
- Was a two-time All-Big Ten selection who posted four fumble recoveries, one interception returned for a touchdown, five sacks and 14.5 tackles for a loss during his career.
- As a senior (2012), named to the All-Big Ten team after recording a team-high three fumble recoveries and 110 tackles. Returned an interception 24 yards for a touchdown and had three sacks.
- As a junior (2011), played in all 13 games with 11 starts and recorded 82 tackles and seven tackles for a loss, earning an All-Big Ten selection. Had

three games with at least 10 tackles, and recorded six or more stops in five Big Ten Conference contests.

- As a sophomore (2010), saw action in the final nine games with four starts and collected 15 tackles and one sack.
- As a redshirt freshman (2009), won the starting linebacker job and earned freshman All-Big 12 honors. Played in all 14 games with eight starts and helped Nebraska lead the nation in scoring defense with 40 tackles and half a sack.
- Redshirted in 2008.
- Graduated with a degree in business administration from Nebraska in December of 2011.

#### **PERSONAL:**

- Attended North County (Bonne Terre, Mo.) High School.
- As a senior, registered 107 tackles, four sacks, two interceptions, one forced fumble and one fumble recovery. On offense, had 500 rushing yards, 1,000 all-purpose yard and 14 touchdowns.
- Received first-team all-state honors from Missouri Sportswriters and Broadcasters Association.
- As a junior, recorded 71 tackles and an interception, earning all-district and all-conference honors. Finished with 455 rushing yards and 855 receiving yards, earning first-team all-state honors as a receiver.
- Will's younger brother, Cody, was a member of the Nebraska wrestling team.
- Follow Compton on Twitter and Instagram at @\_willcompton.
- Born William Compton on Sept. 19, 1989 in Bonne Terre, Mo.

WILL COMPTON'S GAME-BY-GAME

2014 Washington Redskins

Table with columns: Date, Opp, W/L, P/S, Tot Solo Asst, Sk - Yds, QBP, TFL, Int - Yds, -TD, PD, FF, FR - Yds, SpT. Rows include games from Sept 7 to Dec 28, ending with a Totals row.

2015 Washington Redskins

Table with columns: Date, Opp, W/L, P/S, Tot Solo Asst, Sk - Yds, QBP, TFL, Int - Yds, -TD, PD, FF, FR - Yds, SpT. Rows include games from Sept 13 to Jan 3, including playoffs, and ending with a Totals row.

2016 Washington Redskins

Table with columns: Date, Opp, W/L, P/S, Tot Solo Asst, Sk - Yds, QBP, TFL, Int - Yds, -TD, PD, FF, FR - Yds, SpT. Rows include games from Sept 12 to Jan 1, ending with a Totals row.

2017 Washington Redskins

Table with columns: Date, Opp, W/L, P/S, Tot Solo Asst, Sk - Yds, QBP, TFL, Int - Yds, -TD, PD, FF, FR - Yds, SpT. Rows include games from Sept 10 to Nov 19, including a note 'Placed on injured reserve on Nov. 14, 2017', and ending with a Totals row.

2018 Tennessee Titans

Table with columns: Date, Opp, W/L, P/S, Tot Solo Asst, Sk - Yds, QBP, TFL, Int - Yds, -TD, PD, FF, FR - Yds, SpT. Rows include games from Sept 9 to Dec 30, ending with a Totals row.

2019 Oakland Raiders

Table with columns: Date, Opp, W/L, P/S, Tot Solo Asst, Sk - Yds, QBP, TFL, Int - Yds, -TD, PD, FF, FR - Yds, SpT. Rows include games from Nov 3 to Dec 29, ending with a Totals row.

2020 Tennessee Titans

Table with columns: Date, Opp, W/L, P/S, Tot Solo Asst, Sk - Yds, QBP, TFL, Int - Yds, -TD, PD, FF, FR - Yds, SpT. Rows include games from Sept 14 to Jan 3, ending with a Totals row.



## WILL COMPTON'S NFL STATISTICS

REGULAR SEASON		TACKLES									INTERCEPTIONS					FUMBLES				
Year	Team	GP	GS	Tot	Solo	Asst	Sk	Yds	QBP	TFL	No	Yds	Lg	TD	PD	FF	FR	Yds	SpT	
2013	Washington	1	0	0	0	0	0.0	0.0	NA	NA	0	0	-	0	0	0	0	0	0	1
2014	Washington	16	5	59	34	25	0.0	0.0	NA	NA	0	0	-	0	1	0	0	0	0	18
2015	Washington	16	10	122	63	59	1.0	7.0	NA	NA	1	24	24	0	6	0	1	0	0	5
2016	Washington	15	15	104	60	44	0.0	0.0	NA	NA	1	5	5	0	5	1	2	0	0	2
2017	Washington	9	3	17	12	5	0.0	0.0	NA	NA	1	2	2	0	3	0	0	0	0	4
2018	Tennessee	12	2	11	7	4	0.0	0.0	0	0	0	0	0	0	1	0	0	0	0	11
2019	Oakland	9	4	39	25	14	0.0	0.0	NA	NA	0	0	0	0	0	0	0	0	0	2
2020	Tennessee	7	1	13	7	6	0.0	0.0	0	0	0	0	0	0	0	0	0	0	0	2
<b>NFL Totals</b>		<b>85</b>	<b>40</b>	<b>365</b>	<b>208</b>	<b>157</b>	<b>1.0</b>	<b>7.0</b>	<b>0</b>	<b>0</b>	<b>3</b>	<b>31</b>	<b>24</b>	<b>0</b>	<b>16</b>	<b>1</b>	<b>3</b>	<b>0</b>	<b>0</b>	<b>45</b>

PLAYOFFS		TACKLES									INTERCEPTIONS					FUMBLES				
Year	Team	GP	GS	Tot	Solo	Asst	Sk	Yds	QBP	TFL	No	Yds	Lg	TD	PD	FF	FR	Yds	SpT	
2015	Washington	1	1	12	5	7	0.0	0.0	0	0	0	0	-	0	0	0	0	0	0	1
<b>NFL Totals</b>		<b>1</b>	<b>1</b>	<b>12</b>	<b>5</b>	<b>7</b>	<b>0.0</b>	<b>0.0</b>	<b>0</b>	<b>0</b>	<b>0</b>	<b>0</b>	<b>-</b>	<b>0</b>	<b>0</b>	<b>0</b>	<b>0</b>	<b>0</b>	<b>0</b>	<b>1</b>

### Single-Game Highs

Tackles - 15 vs. Philadelphia (12/20/14)  
 Sacks - 1 at Philadelphia (12/26/15)  
 Interceptions - 1 (Three times, last at Seattle 11/5/17)  
 Forced Fumbles - 1 vs. Cleveland (10/2/16)  
 Fumble Recovery - 1 (Three times, last vs. Green Bay 11/20/16)  
 Passes Defensed - 3 at Seattle (11/5/17)

### Playoff Single-Game Highs

Tackles - 12 vs. Green Bay (1/10/16)  
 Special Teams Tackles - 1 vs. Green Bay (1/10/16)

### Additional Career Statistics

Special Teams Forced Fumble - 1 at Houston (11/26/18)



# 94 JACK CRAWFORD

DEFENSIVE LINE • 6'5" • 274 LBS • COLLEGE: PENN STATE  
ACQUIRED: UNRESTRICTED FREE AGENT (ATLANTA) - 2020  
NFL EXPERIENCE (NFL/TITANS): 9/1 • HOMETOWN: LONDON, UNITED KINGDOM  
GAMES PLAYED/GAMES STARTED: 104/32 (PLAYOFFS: 1/0)

**PRO:** The Titans signed unrestricted free agent Jack Crawford in the 2020 offseason to strengthen the team's depth and experience on the defensive front. The 6-foot-5-inch, 274-pounder saw action in 93 games with 26 starts while totaling 132 tackles, 16 sacks and 30 quarterback hits during his first eight seasons with the Oakland Raiders (2012-13), Dallas Cowboys (2014-16) and the Atlanta Falcons (2017-19). A physically imposing player, Crawford was born in London, England and did not play football until his junior year of high school when he moved to the United States. His versatility will allow him to be a key component on the defensive line with the Titans, as he has experience playing both inside and at the end positions.

### CAREER HIGHLIGHTS:

- In 2018, Crawford played in all 16 games with a career-best 11 starts for the Falcons and recorded career-bests with 35 tackles and six sacks.
- In 2016, Crawford saw action in all 16 games for the Cowboys and posted 27 tackles, 3.5 sacks, and 12 quarterback pressures.
- In 2015, Crawford played in all 16 games for the first time in his career and registered 18 tackles, four sacks which ranked fourth on the team, 10 quarterback pressures and three tackles for loss.

### TITANS TIDBITS:

- Crawford was born in London, England and moved to the United States in 2005. That year as a junior in high school marked his first year playing football. He initially moved to the United States to pursue a career playing basketball.

### CAREER TRANSACTIONS:

- The London, United Kingdom, native was selected by the Oakland Raiders in the fifth round (158th overall) of the 2012 NFL Draft.
- Released by the Raiders on Aug. 30, 2014.
- Signed by the Dallas Cowboys as a free agent on Sept. 2, 2014.
- Signed by the Atlanta Falcons as an unrestricted free agent on March 9, 2017.
- Signed by the Titans as an unrestricted free agent on April 8, 2020.

### SEASON RECAPS:

**2020 (11/6 - Tennessee):** Has tied for the team lead in sacks once in 2020 (vs. JAX). Has tied for the team lead in quarterback pressures once in 2020 (vs. IND).

- At Denver (9/14), made his Titans debut as a reserve on the defensive front.
- Against Jacksonville (9/20), started at defensive end and posted a sack and a quarterback pressure. Chased down and dropped Gardner Minshew II for a 20-yard sack in the second quarter.
- At Minnesota (9/27), started at defensive end and registered a tackle.
- Against Buffalo (10/13), started on the defensive front and tallied a tackle and a quarterback pressure.
- Against Houston (10/18), saw action as a reserve on the defensive front and produced a tackle and a quarterback pressure.
- Against Pittsburgh (10/25), played as a reserve at defensive end and registered two tackles.
- At Cincinnati (11/1), saw action as a reserve on the defensive line in his 100th regular season contest.
- Against Chicago (11/8), started at defensive end and tallied a tackle and two quarterback pressures. Halted the Bears' opening drive by combining with Jayon Brown to stuff David Montgomery on a fourth-and-one rush in the first quarter.

- Against Indianapolis (11/12), played as a reserve at defensive end and collected five tackles and a quarterback pressure.
- At Baltimore (11/22), started at defensive end.
- At Indianapolis (11/29), started at defensive end and recorded two tackles.

**2019 (16/4 - Atlanta):** Played all 16 games with four starts and recorded 27 tackles, one tackle for loss and a half sack.

- At Minnesota (9/8), notched four tackles in the regular season opener.
- Against L.A. Rams (10/20), posted four tackles.
- Against Jacksonville (12/22), collected a half sack and a quarterback hit.

**2018 (16/11 - Atlanta):** Saw action in all 16 games with a career-best 11 starts and recorded career-highs with 35 tackles and six sacks. Notched seven tackles for loss, a pass defensed, a forced fumble and nine quarterback hits.

- Against Cincinnati (9/30), posted four tackles and a half sack.
- Against Tampa Bay (10/14), collected two tackles, including a sack.
- Against N.Y. Giants (10/22), registered an eight-yard sack, his second in as many games.
- At Washington (11/4), tallied four tackles, including a pair of sacks and a quarterback hit.
- At New Orleans (11/22), notched three tackles, including a three-yard sack of Drew Brees.

**2017 (4/0, 0/0 - Atlanta):** Played in four games in his first season with the Falcons and amassed five tackles and three quarterback hits before being placed on injured reserve on Oct. 3, 2017.

- Against Green Bay (9/17), collected two tackles and a quarterback hit in the victory.

**2016 (16/10, 1/0 - Dallas):** Saw action in all 16 games with a then career-high 10 starts, mostly at left defensive end, posting 27 tackles, 3.5 sacks, and 12 quarterback pressures. Finished fifth on the team with 3.5 sacks and 12 pressures.

- At Washington (9/18), posted four tackles, a six-yard sack and a quarterback hit.
- Against Cincinnati (10/9), recorded two tackles and a half sack.
- Against Baltimore (11/20), notched a two-yard sack.
- At Philadelphia (1/1), collected three tackles, including a five-yard sack, a stop for loss and two quarterback hits in the regular season finale.
- Against Green Bay (1/15), made his postseason debut as a reserve and notched a tackle.

**2015 (16/1 - Dallas):** Played in all 16 games for the first time in his career and registered then career-highs with 18 tackles, four sacks which ranked fourth on the team, 10 quarterback pressures and three tackles for loss.

- Against Atlanta (9/27), made his first career NFL start and assisted on a tackle.
- At New Orleans (10/4), had his first sack of the season to go along with two tackles and a hurry as a reserve lineman.
- Against New England (10/11), notched a sack and a pressure.
- At N.Y. Giants (10/25), collected a sack in his third straight game and added a pressure and a tackle.
- At Miami (11/22), posted a sack with a tackle.
- At Washington (1/3), tied his career-high with four tackles in the season finale.

**2014 (6/0 - Dallas):** Played in six games in his first season with the Cowboys and posted seven tackles, two sacks, a tackle for a loss, two



# JACK CRAWFORD'S GAME-BY-GAME CONT.

## 2016 Dallas Cowboys

Date	Opp	W/L	P/S	Tot Solo	Asst	Sk	- Yds	QBP	TFL	Int - Yds	-TD	PD	FF	FR - Yds	SpT
Sept 11	NYG	L	S	3	1	2	0.0	0.0	0	0	0	0	0	0	0
Sept 18	@ Was	W	S	4	3	1	1.0	6.0	0	1	0	0	0	0	0
Sept 25	Chi	W	S	0	0	0	0.0	0.0	0	0	0	0	0	0	0
Oct 2	@ SF	W	S	1	0	1	0.0	1.5	0	0	0	0	0	0	0
Oct 9	Cin	W	S	2	1	1	0.5	0.0	0	0	0	0	0	0	0
Oct 16	@ GB	W	S	2	0	2	0.0	0.0	0	0	0	0	0	0	0
Oct 30	Phi	W - OT	S	1	1	0	0.0	0.0	0	0	0	0	0	0	0
Nov 6	@ Cle	W	S	0	0	0	0.0	0.0	0	0	0	0	0	0	0
Nov 13	@ Pit	W	S	0	0	0	0.0	0.0	0	0	0	0	0	0	0
Nov 20	Bal	W	p	1	1	0	1.0	2.0	0	1	0	0	0	0	0
Nov 24	Was	W	p	0	0	0	0.0	0.0	0	0	0	0	0	0	0
Dec 1	@ Min	W	p	1	1	0	0.0	0.0	0	0	0	0	0	0	0
Dec 11	@ NYG	L	p	3	1	2	0.0	0.0	0	0	0	0	0	0	0
Dec 18	TB	W	p	0	0	0	0.0	0.0	0	0	0	0	0	0	0
Dec 26	Det	W	p	4	1	3	0.0	0.0	0	0	0	0	0	0	0
Jan 1	@ Phi	W	S	3	3	0	1.0	5.0	0	2	0	0	0	0	0
<b>Totals</b>			<b>13-3</b>	<b>16/10</b>	<b>25</b>	<b>13</b>	<b>12</b>	<b>3.5</b>	<b>14.5</b>	<b>0</b>	<b>4</b>	<b>0</b>	<b>0</b>	<b>0</b>	<b>0</b>

## Playoffs

Jan 15	GB	L	p	1	0	1	0.0	0.0	NA	NA	0	0	0	0	0
<b>Totals</b>			<b>0-1</b>	<b>1/0</b>	<b>1</b>	<b>0</b>	<b>1</b>	<b>0.0</b>	<b>0.0</b>	<b>NA</b>	<b>NA</b>	<b>0</b>	<b>0</b>	<b>0</b>	<b>0</b>

## 2017 Atlanta Falcons

Date	Opp	W/L	P/S	Tot Solo	Asst	Sk	- Yds	QBP	TFL	Int - Yds	-TD	PD	FF	FR - Yds	SpT
Sept 10	@ Chi	W	p	0	0	0	0.0	0.0	0	NA	0	0	1	0	0
Sept 17	GB	W	p	2	1	1	0.0	0.0	0	NA	0	0	1	0	0
Sept 24	@ Det	W	p	1	0	1	0.0	0.0	0	NA	0	0	0	0	0
Oct 1	Buf	L	p	2	2	0	0.0	0.0	0	NA	0	0	0	0	0
Oct 15	Mia	L		Placed on injured reserve on Oct. 3, 2017											
<b>Totals</b>			<b>3-2</b>	<b>4/0</b>	<b>5</b>	<b>3</b>	<b>2</b>	<b>0.0</b>	<b>0.0</b>	<b>0</b>	<b>NA</b>	<b>0</b>	<b>0</b>	<b>0</b>	<b>0</b>

## 2018 Atlanta Falcons

Date	Opp	W/L	P/S	Tot Solo	Asst	Sk	- Yds	QBP	TFL	Int - Yds	-TD	PD	FF	FR - Yds	SpT
Sept 6	@ Phi	L	p	1	1	0	0.0	0.0	0	0	0	0	0	0	0
Sept 16	Car	W	p	0	0	0	0.0	0.0	0	0	0	0	0	0	0
Sept 23	NO	L	p	1	0	1	0.0	0.0	0	0	0	0	0	0	0
Sept 30	Cin	L	S	4	3	1	0.5	5.0	0	0	0	0	0	0	0
Oct 7	@ Pit	L	p	1	1	0	0.0	0.0	0	1	0	0	0	0	0
Oct 14	TB	W	S	2	1	1	1.0	6.0	0	1	0	0	0	0	0
Oct 22	NYG	W	S	2	1	1	1.0	8.0	0	1	0	0	0	0	0
Nov 4	@ Was	W	S	4	4	0	2.0	10.0	0	2	0	0	0	0	0
Nov 11	@ Cle	L	p	2	0	2	0.0	0.0	0	0	0	0	0	0	0
Nov 18	Dal	L	S	2	2	0	0.0	0.0	0	0	0	0	1	0	0
Nov 22	@ NO	L	S	3	1	2	1.0	3.0	0	1	0	0	0	0	0
Dec 2	Bal	L	S	2	2	0	0.0	0.0	0	0	0	0	0	0	0
Dec 9	@ GB	L	S	3	2	1	0.0	0.0	0	1	0	0	0	0	0
Dec 16	Ari	W	S	4	1	3	0.0	0.0	0	0	0	0	0	0	0
Dec 23	@ Car	W	S	3	0	3	0.5	3.0	0	0	1	6	1	0	0
Dec 30	@ TB	W	S	1	0	1	0.0	0.0	0	0	0	0	0	0	0
<b>Totals</b>			<b>7-9</b>	<b>16/11</b>	<b>35</b>	<b>19</b>	<b>16</b>	<b>6.0</b>	<b>35.0</b>	<b>0</b>	<b>7</b>	<b>1</b>	<b>6</b>	<b>0</b>	<b>0</b>

## 2019 Atlanta Falcons

Date	Opp	W/L	P/S	Tot Solo	Asst	Sk	- Yds	QBP	TFL	Int - Yds	-TD	PD	FF	FR - Yds	SpT
Sept 8	@ Min	L	p	4	1	3	0.0	0.0	0	0	0	0	0	0	0
Sept 15	Phi	W	S	1	0	1	0.0	0.0	0	0	0	0	0	0	0
Sept 22	@ Ind	L	S	1	1	0	0.0	0.0	0	0	0	0	0	0	0
Sept 29	Ten	L	p	1	0	1	0.0	0.0	0	0	0	0	0	0	0
Oct 6	@ Hou	L	S	1	0	1	0.0	0.0	0	0	0	0	0	0	0
Oct 13	@ Ari	L	S	1	1	0	0.0	0.0	0	0	0	0	0	0	0
Oct 20	Stl	L	p	4	0	4	0.0	0.0	0	0	0	0	0	0	0
Oct 27	Sea	L	p	1	1	0	0.0	0.0	0	0	0	0	0	0	0
Nov 10	@ NO	W	p	0	0	0	0.0	0.0	0	0	0	0	1	0	0
Nov 17	@ Car	W	p	3	0	3	0.0	0.0	0	0	0	0	0	0	0
Nov 24	TB	L	p	2	2	0	0.0	0.0	0	1	0	0	1	0	0
Nov 28	NO	L	p	2	0	2	0.0	0.0	0	0	0	0	1	0	0
Dec 8	Car	W	p	1	0	1	0.0	0.0	0	0	0	0	0	0	0
Dec 15	@ SF	W	p	0	0	0	0.0	0.0	0	0	0	0	0	0	0
Dec 22	Jac	W	p	1	0	1	0.5	1.0	0	0	0	0	0	0	0
Dec 29	@ TB	W	p	1	0	1	0.0	0.0	0	0	0	0	0	0	0
<b>Totals</b>			<b>7-9</b>	<b>16/4</b>	<b>24</b>	<b>6</b>	<b>18</b>	<b>0.5</b>	<b>1.0</b>	<b>0</b>	<b>1</b>	<b>0</b>	<b>0</b>	<b>3</b>	<b>0</b>

## 2020 Tennessee Titans

Date	Opp	W/L	P/S	Tot Solo	Asst	Sk	- Yds	QBP	TFL	Int - Yds	-TD	PD	FF	FR - Yds	SpT
Sept 14	@ Den	W	p	0	0	0	0.0	0.0	0	0	0	0	0	0	0
Sept 20	Jax	W	S	1	1	0	1.0	20.0	1	1	0	0	0	0	0
Sept 27	@ Min	W	S	1	1	0	0.0	0.0	0	0	0	0	0	0	0
Oct 13	Buf	W	S	1	1	0	0.0	0.0	1	0	0	0	0	0	0
Oct 18	Hou	W	p	1	1	0	0.0	0.0	1	0	0	0	0	0	0
Oct 25	Pit	L	p	2	1	1	0.0	0.0	0	0	0	0	0	0	0
Nov 1	@ Cin	L	p	0	0	0	0.0	0.0	0	0	0	0	0	0	0
Nov 8	Chi	W	S	1	0	1	0.0	0.0	2	0	0	0	0	0	0
Nov 12	Ind	L	p	5	2	3	0.0	0.0	1	0	0	0	0	0	0
Nov 22	@ Bal	W	S	0	0	0	0.0	0.0	0	0	0	0	0	0	0
Nov 29	@ Ind	W	S	2	2	0	0.0	0.0	0	0	0	0	0	0	0
Dec 6	Cle														
Dec 13	@ Jax														
Dec 20	Det														
Dec 27	@ GB														
Jan 3	@ Hou														
<b>Totals</b>			<b>8-3</b>	<b>11/6</b>	<b>14</b>	<b>9</b>	<b>5</b>	<b>1.0</b>	<b>20.0</b>	<b>6</b>	<b>1</b>	<b>0</b>	<b>0</b>	<b>0</b>	<b>0</b>



## JACK CRAWFORD'S NFL STATISTICS

REGULAR SEASON				TACKLES							INTERCEPTIONS					FUMBLES			
Year	Team	GP	GS	Tot	Solo	Asst	Sk	Yds	QBP	TFL	No	Yds	Lg	TD	PD	FF	FR	Yds	SpT
2012	Oakland	4	0	3	2	1	0.0	0.0	NA	0	0	0	0	0	0	0	0	0	0
2013	Oakland	15	0	11	5	6	0.0	0.0	NA	1	0	0	0	0	0	0	0	0	4
2014	Dallas	6	0	8	6	2	2.0	10.0	NA	2	0	0	0	0	0	1	0	0	0
2015	Dallas	16	1	21	13	8	4.0	29.0	NA	7	0	0	0	0	0	0	0	0	0
2016	Dallas	16	10	25	13	12	3.5	14.5	NA	4	0	0	0	0	0	0	0	0	0
2017	Atlanta	4	0	5	3	2	0.0	0.0	NA	0	0	0	0	0	0	0	0	0	0
2018	Atlanta	16	11	35	19	16	6.0	35.0	NA	7	1	6	6	0	1	1	0	0	0
2019	Atlanta	16	4	24	6	18	0.5	1.0	NA	1	0	0	0	3	0	0	0	0	0
2020	Tennessee	11	6	14	9	5	1.0	20.0	6	1	0	0	0	0	0	0	0	0	0
<b>NFL Totals</b>		<b>104</b>	<b>32</b>	<b>146</b>	<b>76</b>	<b>70</b>	<b>17.0</b>	<b>109.5</b>	<b>6</b>	<b>23</b>	<b>1</b>	<b>6</b>	<b>6</b>	<b>0</b>	<b>4</b>	<b>2</b>	<b>0</b>	<b>0</b>	<b>4</b>

PLAYOFFS				TACKLES							INTERCEPTIONS					FUMBLES			
Year	Team	GP	GS	Tot	Solo	Asst	Sk	Yds	QBP	TFL	No	Yds	Lg	TD	PD	FF	FR	Yds	SpT
2016	Dallas	1	0	1	0	1	0.0	0.0	NA	0	0	0	0	0	0	0	0	0	0
2017	Atlanta	0	0	0	0	0	0.0	0.0	NA	0	0	0	0	0	0	0	0	0	0
<b>NFL Totals</b>		<b>1</b>	<b>0</b>	<b>1</b>	<b>0</b>	<b>1</b>	<b>0.0</b>	<b>0.0</b>	<b>NA</b>	<b>0</b>	<b>0</b>	<b>0</b>	<b>0</b>	<b>0</b>	<b>0</b>	<b>0</b>	<b>0</b>	<b>0</b>	<b>0</b>

### Single-Game Highs

Tackles - **5 vs. Indianapolis (11/12/20)**  
 Sacks - 2 at Washington (11/4/18)  
 Tackles for Loss - 2 (Twice, last at Washington 11/4/18)  
 Forced Fumbles - 1 (Twice, last vs. Dallas 11/18/18)  
 Interceptions - 1 at Carolina (12/23/18)  
 Interception Return Yards - 6 at Carolina (12/23/18)  
 Passes Defensed - 1 (Four times, last vs. New Orleans 11/28/19)  
 Special Teams Tackles - 2 at Houston (11/17/13)

### Playoff Single-Game Highs

Tackles - 1 vs. Green Bay (1/15/17)

### Additional Career Statistics

Punt Returns - 1 for -1 yard at N.Y. Giants (12/23/18)



# 84 COREY DAVIS

WIDE RECEIVER • 6'3" • 209 LBS • COLLEGE: WESTERN MICHIGAN  
ACQUIRED: 1ST ROUND - 2017 • NFL EXPERIENCE (NFL/TITANS): 4/4  
HOMETOWN: WHEATON, ILL.  
GAMES PLAYED/GAMES STARTED: 51/43 (PLAYOFFS: 5/5)

**PRO:** The Titans selected Corey Davis with the fifth-overall pick in the 2017 NFL Draft, which was obtained in a 2016 trade with the Los Angeles Rams. During his first three seasons (2017-19), Davis led the Titans in total receptions (142), receiving yards (1,867) and receiving first downs (97), and his six touchdown catches tied for third place on the club. The 6-foot-3-inch, 209-pound wide receiver brings a complete skill set to his position, excelling in route running, making plays after the catch, and blocking. His 5,285 receiving yards at Western Michigan set an all-time FBS record, and he became the second player in FBS history to record 52 career receiving touchdowns. Davis became the highest drafted player from Western Michigan and the first first-rounder from the school since Jason Babin in 2004. The fifth pick was the highest selection ever used by the Titans/Oilers on a wide receiver by 11 slots, topping the 1998 choice of Kevin Dyson with the 16th pick.

## CAREER HIGHLIGHTS:

- Davis' 2019 statistics included 43 receptions for 601 yards and a pair of touchdowns in 15 games. He added 68 yards and a touchdown on six receptions during the playoffs.
- In 2018, Davis led the Titans with 65 receptions, 891 receiving yards and four touchdowns. His yardage total ranked ninth among all AFC wide receivers.
- In a playoff game at New England on Jan. 13, 2018, Davis caught two touchdown passes to tie the franchise single-game postseason record (five previous times). He became the first player to accomplish the feat in the postseason since wide receiver Haywood Jeffires did so at Buffalo on Jan. 3, 1993. Davis was the first NFL rookie with two touchdown receptions in a playoff game since Panthers receiver Kelvin Benjamin on Jan. 10, 2015.
- In Week 1 of the 2017 season, Davis caught six passes for 69 yards. This reception total ranks second among all rookies in Week 1 games in the "Titans era" (1999–present).
- During his time at Western Michigan, Davis set an FBS all-time record with 5,285 career receiving yards.
- Davis set Western Michigan records for single-season touchdown receptions (19), single-game receiving yards (272), touchdown receptions in a bowl game (three), career receptions (332), career touchdown receptions (52) and career receiving yards (5,285).

## TITANS TIDBITS:

- Davis and his six siblings survived a tough economic upbringing in Wheaton, Ill. While he has always maintained a loving relationship with his parents, Olasheni Timson and Michelle Davis, he made the decision as a high school junior to move into the home of Robin and Dan Graham, who became his legal guardians. Dan, Corey Davis' youth football coach, was an offensive lineman for the Tampa Bay Buccaneers. His son, Ryan Graham, played youth and high school football with Davis and currently plays quarterback at Northern Illinois.
- Davis' late brother, Titus, played football at Central Michigan and was signed by the Chargers as a rookie free agent in 2015. Titus also spent time with the Jets, Bills and Bears.
- One of Davis' favorite quotes is "Never die easy" by Walter Payton, who used the saying as the title to his autobiography.

## CAREER TRANSACTIONS:

- The Wheaton, Ill., native was selected by the Titans in the first round (fifth overall) of the 2017 NFL Draft.

## SEASON RECAPS:

**2020 (9/7):** Leads the team with 42 receptions and ranks second on the squad with 619 receiving yards. Has posted five career 100-yard receiving performances, including three in 2020 (at DEN, at CIN, at BAL). Has led or tied for the team lead in receptions six times in 2020 (at DEN, at MIN, vs. PIT, at CIN, vs. IND, at BAL). Has led the team in receiving yards four times in 2020 (at DEN, at CIN, vs. IND, at BAL). Notched his 150th career reception and eclipsed the 2,000-yard career receiving mark against Jacksonville (9/20/20).

- At Denver (9/14), started at wide receiver and led the team with seven catches and 101 receiving yards. Extended the Titans' second touchdown drive with a seven-yard grab on third-and-two in the third quarter.
- Against Jacksonville (9/20), started at wide receiver and grabbed three receptions for 36 yards with a touchdown. Increased the lead to 14-0 with an acrobatic nine-yard touchdown catch in the back of the end zone in the first stanza. Reached 150 career receptions on his nine-yard touchdown catch and eclipsed the 2,000-yard career receiving mark on his 17-yard catch in the third quarter.
- At Minnesota (9/27), started at wide receiver and tied for the team lead with five catches for 69 yards. Hauled in a 38-yard reception over the middle down to the Vikings' eight-yard line setting up Derrick Henry's first touchdown in the third quarter. Kept a Titans' scoring drive alive with an eight-yard grab on third-and-two in the fourth quarter.
- Against Buffalo (10/13), missed the game while on reserve/COVID-19.
- Against Houston (10/18), missed the game while on reserve/COVID-19.
- Against Pittsburgh (10/25), started at wide receiver and tied for the team lead with six receptions for 35 yards with a touchdown. Got the Titans on the scoreboard with a four-yard touchdown catch on third-and-goal in the second quarter.
- At Cincinnati (11/1), started at wide receiver and led the team with eight receptions and 128 receiving yards with a touchdown. Hauled in a 27-yard catch down the left sideline in the first quarter. Got open in the end zone for a 12-yard, toe-drag touchdown in the final quarter.
- Against Chicago (11/8), started at wide receiver.
- Against Indianapolis (11/12), started at wide receiver and led the team with five receptions and 67 receiving yards. Extended the Titans' first touchdown drive with a 20-yard grab on third-and-two in the first quarter.
- At Baltimore (11/22), saw action as a reserve in his 50th career regular season game and led the team with five receptions and 113 receiving yards. Helped set up a Titans' field goal with a 50-yard reception along the right sideline in the third quarter.
- At Indianapolis (11/29), started at wide receiver and snared three receptions for 70 yards with all three of his catches resulting in first downs. Drew a 13-yard pass interference penalty on third-and-five and then on the next play hauled in a 21-yard catch to the Colts' four-yard line in the second quarter. Set up the Titans' fifth and final touchdown of the first half with a diving, 37-yard catch down to the Colts' one-yard line late in the second quarter.

**2019 (15/11, 3/3):** Played in 15 games with 11 starts at wide receiver and ranked second on the team with 601 receiving yards and 43 receptions to go along with two touchdowns. Started all three postseason contests at wide receiver and tied for the team lead with six catches for a team-best 68 receiving yards with a touchdown. Led or tied for the team lead in receptions four times (at ATL, vs. LAC, at HOU, at KC). Led the team in receiving yards twice (vs. LAC, at KC).

- Against Indianapolis (9/15), caught three passes for 38 yards. In the first quarter, recorded his 100th career catch on a six-yard grab. Set up the Titans' second touchdown with a 25-yard reception down to the Colts'

three-yard line in the third quarter.

- At Atlanta (9/29), started at wide receiver and led the team with five catches for 91 yards with a touchdown. Extended the Titans' second touchdown drive with a 16-yard catch on third-and-15 in the first quarter. Increased the Titans lead to 24-7 with a 23-yard touchdown reception on third-and-five late in the second quarter.
- Against L.A. Chargers (10/20), started at wide receiver and tied for the team lead with six receptions for a team-best 80 receiving yards with a touchdown. Evened the score at 10-10 with an eight-yard touchdown catch late in the second quarter. Kept the Titans' final touchdown drive alive with a 38-yard catch-and-run reception on third-and-one in the final stanza.
- Against Kansas City (11/10), was inactive.
- Against Jacksonville (11/24), started at wide receiver and snared two receptions for 29 yards. Set up the Titans' opening touchdown with a 24-yard catch in the second quarter.
- At Oakland (12/8), started at wide receiver and grabbed two receptions for 34 yards. Helped set up the Titans' third touchdown with a 24-yard catch down to the Raiders' 13-yard line in the second quarter.
- Against Houston (12/15), played as a reserve at wide receiver and hauled in three passes for 57 yards. Helped set up the Titans first touchdown with a 16-yard reception in the third quarter.
- At Houston (12/29), started at wide receiver and tied for the team lead with four catches for 44 yards. Extended the Titans' second touchdown drive with a pair of third-down conversions: a 12-yard catch on third-and-nine and a five-yard grab to the Texans' one-yard line on third-and-two.
- At Baltimore (1/11), started at wide receiver and snared a touchdown. Extended the Titans lead to 21-6 by grabbing a three-yard touchdown pass from Derrick Henry out of the wildcat formation midway through the third stanza.
- At Kansas City (1/19), started at wide receiver and led the team with five catches and 65 receiving yards.

**2018 (16/16):** Started all 16 games at wide receiver and led the team with 65 catches, 891 receiving yards and four receiving touchdowns which were all career-highs. Rushed six times for 55 yards. Led or tied for the team lead in receptions 10 times (at MIA, vs. HOU, vs. PHI, at BUF, at DAL, vs. NE, vs. NYJ, at NYG, vs. WAS, vs. IND). Led the team in receiving yards eight times (at MIA, at JAX, vs. PHI, at BUF, vs. NE, at HOU, at NYG, vs. IND). Posted two career 100-yard receiving performances (vs. PHI, vs. NE). Posted his first career regular season touchdown against Philadelphia (9/30/18). Posted career-highs with nine receptions and 161 receiving yards against Philadelphia (9/30/18).

- At Miami (9/9), led the team with six receptions and 62 receiving yards. Extended the Titans' first scoring drive with a 17-yard reception on third-and-six in the first quarter. Kept the Titans' scoring drive alive with a 15-yard catch on third-and-nine on the first play of the fourth quarter.
- Against Houston (9/16), led the team with five receptions for 55 yards. Kept the Titans' second touchdown drive alive with a seven-yard catch on third-and-four late in the first quarter.
- At Jacksonville (9/23), snared two receptions for a team-high 34 yards. Kept the Titans' game-winning scoring drive alive with a 12-yard grab on third-and-five in the fourth quarter.
- Against Philadelphia (9/30), led the team with a career-best 161 receiving yards on a career-high nine receptions with his first career touchdown grab in the regular season. Became the third player in NFL history to score a touchdown in the final 10 seconds of overtime. Kept the Titans' initial scoring drive alive with a 28-yard grab on third-and-three in the first quarter. Extended the Titans' first touchdown drive with a 20-yard catch on third-and-one in the third stanza. Kickstarted a Titans' touchdown drive with a career-long 51-yard bomb from Marcus Mariota midway through the fourth quarter. Gave the Titans' 26-23 overtime victory with a leaping, 10-yard touchdown grab on third-and-10 with five seconds remaining in the extra session.
- At Dallas (11/5), led the team with six catches for 56 yards. Extended the Titans' initial touchdown drive with a 17-yard grab on third-and-nine in the opening quarter. Kept the Titans' final touchdown drive alive with an eight-yard catch on third-and-six in the fourth quarter.
- Against New England (11/11), led the team with seven catches and 125 receiving yards with a touchdown. Kickstarted the Titans' opening touchdown drive with a 24-yard grab over the middle. Increased the Titans lead to 14-3 with a 23-yard touchdown grab midway through the first quarter. Extended the Titans' third touchdown drive with a 20-yard reception on third-and-14 in the second quarter.
- At Houston (11/26), led the team with 96 receiving yards on four receptions, including a touchdown. On a 19-yard catch in the first quarter,

reached the 1,000-yard receiving mark for his career. Took a reverse handoff from Derrick Henry and scampered 39 yards in the second quarter. Cut the Texans lead to 27-17 with a 48-yard touchdown catch on third-and-seven late in the third quarter.

- Against N.Y. Jets (12/2), snared three receptions for 42 yards with the game-winning touchdown. Gave the Titans a 26-22 lead with an 11-yard touchdown grab on third-and-seven with 36 seconds left in the game.
- At N.Y. Giants (12/16), tied for the team lead with three catches for a team-best 33 receiving yards. Converted a pair of third downs, an 11-yard catch on third-and-nine and a 17-yard reception on third-and-12, during the Titans' opening touchdown drive in the first quarter.

**2017 (11/9, 2/2):** Played in 11 games with nine starts at wide receiver during his rookie campaign and recorded 34 receptions for 375 yards. Was inactive for five games. Started his first two career postseason contests and tied for the team lead with nine catches for 98 yards with a team-best two receiving touchdowns. Tied for the team lead in receptions twice in 2017 (at IND, vs. LAR). Led the team in receiving yards once in 2017 (vs. LAR). Appeared in his first career NFL game against Oakland (9/10/17). Made his first career NFL start at Jacksonville (9/17/17).

- Against Oakland (9/10), played as a reserve at wide receiver in his NFL debut and finished second on the team with six receptions for 69 yards. In the team's "Titans era" (1999-2017), his reception total ranks second among all rookies in Week 1 games. Only Tajaé Sharpe had more, with seven catches (9/11/16). Only Sharpe (76 yards) and Kenny Britt (85 yards on 9/10/09) had more receiving yards than Davis in a rookie Week 1 debut. Registered his first career reception and extended the Titans' opening touchdown drive with a leaping 23-yard catch down the right sideline on third-and-eight in the first quarter.
- At Jacksonville (9/17), made his first career start at wide receiver and caught one pass for four yards before leaving the game in the second quarter with an injury.
- Against Baltimore (11/5), returned to the lineup as a starter at wide receiver and snared two receptions for 28 yards. Helped set up the Titans' first touchdown of the afternoon with a 23-yard, toe-drag reception along the right sideline in the first quarter.
- At Pittsburgh (11/16), started at wide receiver and grabbed three receptions for 27 yards. Extended the Titans' first touchdown drive with a 15-yard, toe-drag reception along the sideline in the first quarter.
- At Indianapolis (11/26), started at wide receiver and tied for the team lead with four receptions for 39 yards. Hauled in a leaping 19-yard reception during the Titans' game-winning touchdown drive in the fourth quarter.
- Against Los Angeles Rams (12/24), started at wide receiver and tied for the team lead with six receptions for a team-best 91 receiving yards. Extended the Titans' opening scoring drive with a leaping, 18-yard catch on third-and-six. Hauled in a season-long 37-yard reception.
- At Kansas City (1/6), started at wide receiver and hauled in four passes for 35 yards in his first career postseason game.
- At New England (1/13), started at wide receiver and grabbed five passes for 63 yards with his first two career touchdowns. Gave the Titans a 7-0 lead with an acrobatic, one-handed 15-yard touchdown catch with 1:14 left to play in the opening quarter. Kept the Titans' final touchdown drive alive with a 17-yard catch on fourth-and-11. Got open in the corner of the end zone and hauled in an 11-yard touchdown reception with 1:55 left to play in the fourth quarter.

#### COLLEGE:

- In four seasons at Western Michigan (2013-16), Davis played and started 50 games. He registered 332 career receptions for 5,285 yards and 52 touchdowns, setting the Mid-American Conference record in each category and becoming the only player in FBS history with 300 catches, 5,000 yards and 50 touchdowns. His 5,285 career receiving yards were the most in FBS history, and he ended his career ranked second all-time in FBS history with 52 career receiving touchdowns (60 by Jarett Dillard). Davis' 332 career receptions ranked fourth all-time in FBS annals.
- As a senior (2016), played and started 13 games and set career highs with 97 receptions, 1,500 receiving yards and 19 touchdowns. He helped his team win the MAC and go undefeated until a Cotton Bowl loss. He had five games of 100-plus yards and six games of two or more receiving touchdowns. His receiving yardage total ranked seventh in FBS, while his reception total was eighth. Named a Biletnikoff Award semifinalist and earned All-American honors from Associated Press (first-team), FWAA (first-team), Phil Steele (first-team), USA Today, Sporting News and Sports Illustrated. Named Mid-American Conference Offensive Player of the Year.

At Ball State (11/1), posted 12 catches for a WMU-record 272 yards with three touchdowns and was named MAC Player of the Week.

- As a junior (2015), played and started 13 games and caught 90 passes for 1,436 yards and 12 touchdowns. Finished fifth in the nation and second in the MAC in receiving yards, and his 6.9 receptions per game ranked third in the league and 11th nationally. He ended the season with seven consecutive 100-yard games and nine total for the year and was named first-team All-MAC.

- As a sophomore (2014), finished with 78 receptions for 1,408 yards and 15 touchdowns in 12 games (all starts). Ranked seventh in the nation and first in the MAC in receiving yards. Named first-team All-MAC and Phil Steele first-team All-MAC. Went over 100 yards receiving in eight games.

- As a freshman (2013), played and started 11 games and set WMU freshman records for receiving yards (941), receptions (67) and 100-yard games (five). Named MAC Freshman of the Year, earned Freshman All-America honors from FWAA and College Football News, and was a second-team All-MAC selection.

- Majored in sports management at Western Michigan.

**PERSONAL:**

- Attended Wheaton-Warrenville (Ill.) High School, where he totaled 45 receptions and six receiving touchdowns as a senior. He added three touchdowns on returns and was named all-conference and all-area.

- Follow Davis on Twitter at @c\_davis\_81, on Instagram at @coreydavis84, and on Snapchat at coreydavis3.

- List of favorites: (TV show) "Game of Thrones"; (movie) "Friday Night Lights"; (musician) Future; (athlete as a child) Walter Payton; (food) deep dish pizza; and (song on his pregame playlist) "Over" by Drake.
- Born Corey Damon Davis on Jan. 11, 1995 in Chicago, Ill.

**COREY DAVIS' GAME-BY-GAME**

2017 Tennessee Titans					RECEIVING				
Date	Opp.	W/L	P/S	No	Yds	Avg	Lg	TD	
Sept 10	Oak	L	p	6	69	11.5	23	0	
Sept 17	@ Jax	W	S	1	4	4.0	4	0	
Sept 24	Sea	W	IA						
Oct 1	@ Hou	L	IA						
Oct 8	@ Mia	L	IA						
Oct 16	Ind	W	IA						
Oct 22	@ Cle	W	IA						
Nov 5	Bal	W	S	2	28	14.0	23	0	
Nov 12	Cin	W	S	4	48	12.0	19	0	
Nov 16	@ Pit	L	S	3	27	9.0	15	0	
Nov 26	@ Ind	W	S	4	39	9.8	19	0	
Dec 3	Hou	W	S	2	12	6.0	13	0	
Dec 10	@ Ari	L	p	3	29	9.7	22	0	
Dec 17	@ SF	L	S	3	28	9.3	13	0	
Dec 24	LAR	L	S	6	91	15.2	37	0	
Dec 31	Jax	W	S	0	0	-	0	0	
<b>Totals</b>		<b>9-7</b>	<b>11/9</b>	<b>34</b>	<b>375</b>	<b>11.0</b>	<b>37</b>	<b>0</b>	
<b>Playoffs</b>									
Jan 6	@ KC	W	S	4	35	8.8	13	0	
Jan 13	@ NE	L	S	5	63	12.6	17	2	
<b>Totals</b>		<b>1-1</b>	<b>2/2</b>	<b>9</b>	<b>98</b>	<b>10.9</b>	<b>17</b>	<b>2</b>	

2018 Tennessee Titans					RECEIVING				
Date	Opp.	W/L	P/S	No	Yds	Avg	Lg	TD	
Sept 9	@ Mia	L	S	6	62	10.3	18	0	
Sept 16	Hou	W	S	5	55	11.0	18	0	
Sept 23	@ Jax	W	S	2	34	17.0	22	0	
Sept 30	Phi	W	S	9	161	17.9	51	1	
Oct 7	@ Buf	L	S	4	49	12.3	23	0	
Oct 14	Bal	L	S	1	24	24.0	24	0	
Oct 21	@ LAC	L	S	3	10	3.3	5	0	
Nov 5	@ Dal	W	S	6	56	9.3	17	0	
Nov 11	NE	W	S	7	125	17.9	27	1	
Nov 18	@ Ind	L	S	2	30	15.0	23	0	
Nov 26	@ Hou	L	S	4	96	24.0	48t	1	
Dec 2	NYJ	W	S	3	42	14.0	22	1	
Dec 6	Jax	W	S	2	21	10.5	13	0	
Dec 16	@ NYG	W	S	3	33	11.0	17	0	
Dec 22	Was	W	S	3	45	15.0	16	0	
Dec 30	Ind	L	S	5	48	9.6	18	0	
<b>Totals</b>		<b>9-7</b>	<b>16/16</b>	<b>65</b>	<b>891</b>	<b>13.7</b>	<b>51</b>	<b>4</b>	

2019 Tennessee Titans					RECEIVING				
Date	Opp.	W/L	P/S	No	Yds	Avg	Lg	TD	
Sept 8	@ Cle	W	S	0	0	-	0	0	
Sept 15	Ind	L	p	3	38	12.7	25	0	
Sept 19	@ Jax	L	S	3	44	14.7	19	0	
Sept 29	@ Atl	W	S	5	91	18.2	23t	1	
Oct 6	Buf	L	p	2	28	14.0	23	0	
Oct 13	@ Den	L	p	3	36	12.0	18	0	
Oct 20	LAC	W	S	6	80	13.3	38	1	
Oct 27	TB	W	S	2	9	4.5	8	0	
Nov 3	@ Car	L	S	4	48	12.0	18	0	
Nov 10	KC	W	IA						
Nov 24	Jax	W	S	2	29	14.5	24	0	
Dec 1	@ Ind	W	S	1	23	23.0	23	0	
Dec 8	@ Oak	W	S	2	34	17.0	24	0	
Dec 15	Hou	L	p	3	57	19.0	22	0	
Dec 22	NO	L	S	3	40	13.3	22	0	
Dec 29	@ Hou	W	S	4	44	11.0	16	0	
<b>Totals</b>		<b>9-7</b>	<b>15/11</b>	<b>43</b>	<b>601</b>	<b>14.0</b>	<b>38</b>	<b>2</b>	
<b>Playoffs</b>									
Jan 4	@ NE	W	S	0	0	-	0	0	
Jan 11	@ Bal	W	S	1	3	3.0	3t	1	
Jan 19	@ KC	L	S	5	65	13.0	22	0	
<b>Totals</b>		<b>2-1</b>	<b>3/3</b>	<b>6</b>	<b>68</b>	<b>11.3</b>	<b>22</b>	<b>1</b>	

2020 Tennessee Titans					RECEIVING				
Date	Opp.	W/L	P/S	No	Yds	Avg	Lg	TD	
Sept 14	@ Den	W	S	7	101	14.4	23	0	
Sept 20	Jax	W	S	3	36	12.0	17	1	
Sept 27	@ Min	W	S	5	69	13.8	38	0	
Oct 13	Buf	W	R/C						
Oct 18	Hou	W	R/C						
Oct 25	Pit	L	S	6	35	5.8	7	1	
Nov 1	@ Cin	L	S	8	128	16.0	27	1	
Nov 8	Chi	W	S	0	0	-	0	0	
Nov 12	Ind	L	p	5	67	13.4	20	0	
Nov 22	@ Bal	W	p	5	113	22.6	50	0	
Nov 29	@ Ind	W	S	3	70	23.3	37	0	
Dec 6	Cle								
Dec 13	@ Jax								
Dec 20	Det								
Dec 27	@ GB								
Jan 3	@ Hou								
<b>Totals</b>		<b>8-3</b>	<b>9/7</b>	<b>42</b>	<b>619</b>	<b>14.7</b>	<b>50</b>	<b>3</b>	



## COREY DAVIS' NFL STATISTICS

### REGULAR SEASON

Year	Team	REGULAR SEASON		RECEIVING					RUSHING				
		GP	GS	No	Yds	Avg	Lg	TD	Att	Yds	Avg	Lg	TD
2017	Tennessee	11	9	34	375	11.0	37	0	0	0	-	0	0
2018	Tennessee	16	16	65	891	13.7	51	4	6	55	9.2	39	0
2019	Tennessee	15	11	43	601	14.0	38	2	0	0	-	0	0
2020	Tennessee	9	7	42	619	14.7	50	3	0	0	-	0	0
<b>NFL Totals</b>		<b>51</b>	<b>43</b>	<b>184</b>	<b>2,486</b>	<b>13.5</b>	<b>51</b>	<b>9</b>	<b>6</b>	<b>55</b>	<b>9.2</b>	<b>39</b>	<b>0</b>

### PLAYOFFS

Year	Team	PLAYOFFS		RECEIVING					RUSHING				
		GP	GS	No	Yds	Avg	Lg	TD	Att	Yds	Avg	Lg	TD
2017	Tennessee	2	2	9	98	10.9	17	2	0	0	-	0	0
2019	Tennessee	3	3	6	68	11.3	22	1	0	0	-	0	0
<b>NFL Totals</b>		<b>5</b>	<b>5</b>	<b>15</b>	<b>166</b>	<b>11.1</b>	<b>22</b>	<b>3</b>	<b>0</b>	<b>0</b>	<b>-</b>	<b>0</b>	<b>0</b>

#### Single-Game Highs

Receptions - 9 vs. Philadelphia (9/30/18)  
 Receiving Yards - 161 vs. Philadelphia (9/30/18)  
 Long Reception - 51 vs. Philadelphia (9/30/18)  
 Touchdowns - **1 (Nine times, last at Cincinnati 11/1/20)**

#### Playoff Single-Game Highs

Receptions - 5 (Twice, last at Kansas City 1/19/20)  
 Receiving Yards - 65 at Kansas City (1/19/20)  
 Long Reception - 22 at Kansas City (1/19/20)  
 Touchdowns - 2 at New England (1/13/18)

#### Additional Career Statistics

Misc. Tackles - 1 (2017), 1 (2018), 1 (2019), **1 (2020)**  
 Forced Fumble - 1 (2018)



# 64 NATE DAVIS

OFFENSIVE LINEMAN • 6'3" • 316 LBS • COLLEGE: CHARLOTTE  
ACQUIRED: 3RD ROUND - 2019 • NFL EXPERIENCE (NFL/TITANS): 2/2  
HOMETOWN: ASHBURN, VA.  
GAMES PLAYED/GAMES STARTED: 24/23 (PLAYOFFS: 3/3)



**PRO:** The Titans selected Nate Davis in the third round (82nd overall) of the 2019 NFL Draft. The 6-foot-3-inch, 316-pounder brings quick feet and physicality to the trenches of the offensive line. The Ashburn, Va., native appeared in 13 games with 12 starts at right guard as a rookie, and also started all three postseason contests in 2019.

#### CAREER HIGHLIGHTS:

- As a rookie in 2019, Davis appeared in 13 games with 12 starts at right guard, assuming starting duties in Week 5. Davis also started all three playoff games.

#### TITANS TIDBITS:

- Growing up, Davis was 'always a pretty big kid.' He played on the offensive or defensive line during Pop Warner, and estimates that in the fourth grade he weighed around 200 pounds.
- Davis was invited to the 2019 Senior Bowl, which he credits for helping him during the draft process. He went head-to-head with defensive linemen from larger conferences, and as an athlete from a smaller conference, he credits his performance at the Senior Bowl for helping put his name into the conversation ahead of the draft.
- Davis' father purchased him a fishing rod as a child and would take him to the pond near their home in Ashburn, Va., to fish and relax.
- Davis is a car enthusiast who has a knack for identifying the year, make and model of a car. He lists his dream car as a Rolls-Royce.

#### CAREER TRANSACTIONS:

- The Ashburn, Va., native was selected by the Titans in the third round (82nd overall) of the 2019 NFL Draft.

#### SEASON RECAPS:

##### 2020 (11/11 - Tennessee):

- At Denver (9/14), started at right guard and was a part of an offensive front that allowed the Titans to amass 377 total yards. Member of a line that allowed just one sack on 43 pass attempts.
- Against Jacksonville (9/20), started at right guard and helped the offense post 354 total yards.
- At Minnesota (9/27), started at right guard and was a member of an offensive front that allowed the Titans to collect 134 yards on the ground.
- Against Buffalo (10/13), started at right guard and was a part of an offensive line that blocked for Titans' rushers to gain 139 yards on the ground while not allowing a sack on 28 pass attempts.
- Against Houston (10/18), started at right guard and helped the offense become the first unit in NFL history to have a passer reach 350 yards (364 by Ryan Tannehill) and a rusher reach 200 yards (212 by Derrick Henry) in a game.
- Against Pittsburgh (10/25), started at right guard.
- At Cincinnati (11/1), started at right guard and blocked for Titans' rushers to gain 218 yards on 29 carries.
- Against Chicago (11/8), started at right guard.
- Against Indianapolis (11/12), started at right guard and helped open holes for Titans' ball carriers to gain 157 rushing yards on 32 carries (4.9 avg.).
- At Baltimore (11/22), started at right guard and helped open holes for Titans' ball carriers to gain 173 yards on the ground.
- At Indianapolis (11/29), started at right guard and blocked for Titans' rushers to gain 229 yards on 45 carries. Member of an offensive front that allowed just one sack on 22 pass attempts.

**2019 (13/12, 3/3):** Played in 13 games with 12 starts at right guard and

helped Derrick Henry lead the NFL with 1,540 rushing yards. Was inactive for the first three regular season contests. Started all three postseason contests at right guard. Appeared in his first career NFL contest at Atlanta (9/29/19). Made his first career NFL start against Buffalo (10/6/19).

- At Atlanta (9/29), made his NFL debut as a reserve at right guard. Was a part of an offensive front that did not allow a sack on 27 pass attempts, while opening holes for Titans' ball carriers to gain 138 yards on the ground.
- Against Buffalo (10/6), started his first career NFL contest at right guard.
- Against Kansas City (11/10), started at right guard and helped open holes for Titans' rushers to gain 225 yards on the ground.
- Against Jacksonville (11/24), started at right guard and blocked for Titans' ball carriers to gain 219 rushing yards.
- At Indianapolis (12/1), started at right guard and helped open holes for Derrick Henry to collect 149 rushing yards on 26 carries.
- At Oakland (12/8), started at right guard and was a part of an offensive front that blocked for Titans' ball carriers to gain 161 yards on the ground, while also not allowing a sack on 27 pass attempts.
- Against Houston (12/15), started at right guard and was a member of an offensive line that opened holes for Titans' rushers to gain 163 yards on the ground.
- Against New Orleans (12/22), started at right guard and helped the Titans amass 149 rushing yards on 26 carries.
- At Houston (12/29), started at right guard and was a part of an offensive front that blocked for Derrick Henry to amass 211 yards on the ground and become the NFL's leading rusher in 2019.
- At New England (1/4), started at right guard in his first career postseason game and was a member of an offensive front that opened holes for Derrick Henry to collect 182 yards on the ground.
- At Baltimore (1/11), started at right guard and was a part of an offensive line that blocked for Derrick Henry to collect a franchise postseason record 195 rushing yards.

#### COLLEGE:

- In four seasons at Charlotte (2015-18), Davis appeared in 41 career games with 37 starts. A four-year starter on the offensive line, Davis started at guard from 2015-17 before switching to right tackle for his senior season in 2018.
- As a senior (2018), appeared in eight games with seven starts at tackle. Blocked for the league's fifth-best rushing attack which averaged 159.9 yards per game. Helped create lanes for running back Benny LeMay to record a 1,000-yard season. Earned First Team All-C-USA recognition by Phil Steele and Second Team All-C-USA recognition by the league's coaches. Named Charlotte's Best Offensive Player for 2018 by SB Nation.
- As a junior (2017), started all 12 games at right guard. Helped the 49ers rushing offense rank eighth in C-USA, averaging 166.2 yards per game. Was part of an offensive line that ranked fifth in sacks allowed with 22. Earned Honorable Mention All-C-USA honors.
- As a sophomore (2016), saw action in nine games with eight starts at right guard and helped the 49ers run game rank sixth in C-USA averaging 176.2 yards per game. Earned Honorable Mention All-C-USA honors.
- As a freshman (2015), appeared in all 12 games with 10 starts at right guard.
- Redshirted in 2014.
- Majored in Africana studies and minored in American studies at Charlotte.

#### PERSONAL:

- Attended Stone Bridge (Va.) High School and was a first-team all-state and 5A North All-Region First Team lineman. Davis was a four-year letterman in high school.

- Helped lead the Bulldogs to a Liberty District Championship as a senior in 2014.
- In 2013, he was named team MVP, captain, and first-team All-Liberty conference en route to helping the Bulldogs win the Virginia AAA Div. 5 Championship.
- Has one older sister, Kimberley.
- Son of Ken and Natalie Davis.
- Follow Davis on Twitter at @Nate\_Davis73.
- Follow Davis on Instagram at @Nate.Davis64.
- List of favorites: (TV show) "Black-ish"; (movie) "The Dark Knight"; (musician) Drake; (food) chicken wings; and (dessert) ice cream.
- Born Nathaniel Matthew Eugene Davis on Sept. 23, 1996 in York, Maine.

## NATE DAVIS' NFL STATISTICS

### REGULAR SEASON

Year	Team	GP	GS
2019	Tennessee	13	12
2020	Tennessee	11	11
<b>NFL Totals</b>		<b>24</b>	<b>23</b>

### PLAYOFFS

Year	Team	GP	GS
2019	Tennessee	3	3
<b>NFL Totals</b>		<b>3</b>	<b>3</b>

### Starts Breakdown:

2019 - RG 12 (Playoffs - RG 3); 2020 - RG 11

### Additional Career Statistics

Misc. Tackles - 3 (2019)



# 92 MATT DICKERSON

DEFENSIVE END • 6'5" • 292 LBS • COLLEGE: UCLA  
ACQUIRED: FREE AGENT - 2018 • NFL EXPERIENCE (NFL/TITANS): 3/3  
HOMETOWN: SAN MATEO, CALIF.  
GAMES PLAYED/GAMES STARTED: 13/0 (PLAYOFFS: 3/0)



**PRO:** The Titans signed Matt Dickerson as a rookie free agent following the 2018 NFL Draft. He has appeared in 11 games, including three postseason contests in his first two NFL campaigns. The 6-foot-5-inch, 292-pounder is an athletic defensive lineman with good size that moves well along the line of scrimmage. In four seasons at UCLA, Dickerson saw action in 44 games and notched 97 tackles, seven tackles for loss, four passes defended and 1.5 sacks.

#### TITANS TIDBITS:

- Dickerson originally committed to play for Notre Dame. However, his father, Clarence, was diagnosed with prostate cancer before he left for South Bend. Dickerson decided to stay in-state to play for the Bruins to be an hour flight from home rather than across the country. His father is in remission.
- Dickerson's father, Clarence, played college football at Henderson State (Ark.).
- Dickerson has a twin sister named Megan.

#### CAREER TRANSACTIONS:

- The San Mateo, Calif., native was signed by the Titans as an undrafted free agent on May 11, 2018.
- Released by the Titans on Oct. 19, 2019.
- Signed by the Titans as a free agent on Oct. 22, 2019.
- Released by the Titans on Oct. 26, 2019.
- Signed by the Titans as a free agent on Oct. 29, 2019.

#### SEASON RECAPS:

##### 2020 (5/0):

- At Denver (9/14), saw action as a reserve on the defensive front.
- Against Jacksonville (9/20), played as a reserve at defensive end.
- At Minnesota (9/27), was inactive.
- Against Buffalo (10/13), saw action as a reserve on the defensive front and tallied two tackles.
- Against Houston (10/18), was inactive.
- Against Pittsburgh (10/25), was inactive.
- At Cincinnati (11/1), was inactive.
- Against Chicago (11/8), was inactive.
- Against Indianapolis (11/12), was inactive.
- At Baltimore (11/22), entered the lineup as a reserve at defensive end and totaled two tackles.
- At Indianapolis (11/29), played as a reserve at defensive end and recorded a tackle and a quarterback pressure.

**2019 (5/0, 3/0):** Saw action as a reserve in five games and posted two tackles, a quarterback pressure and a stop for loss. Was inactive for nine games. Saw action in all three postseason contests and notched a tackle.

- Against Indianapolis (9/15), played as a reserve on the defensive front and tallied a quarterback pressure.
- Against Buffalo (10/6), saw action as a reserve on the defensive front and notched a tackle.
- Against New Orleans (12/22), played as a reserve at defensive end and produced a tackle for loss. Teamed with Rashaan Evans to stonewall Latavius Murray for a one-yard loss on a rush off left guard in the final quarter.
- At New England (1/4), made his postseason debut as a reserve on the defensive front and posted a tackle.
- At Baltimore (1/11), saw limited action as a reserve at defensive end.
- At Kansas City (1/19), played limited snaps as a reserve on the defensive front.

**2018 (3/0):** Played in three games as a rookie and collected three tackles. Was inactive for 12 games and did not play in another contest. Saw action in his first career NFL game at Jacksonville (9/23/18).

- At Jacksonville (9/23), made his NFL debut as a reserve at defensive end.
- Against Baltimore (10/14), played as a reserve on the defensive front and amassed a tackle.
- Against Indianapolis (12/30), saw his first action since Week 6 as a reserve on the defensive front and registered two tackles.

#### COLLEGE:

- Appeared in 44 games with 16 starts over four seasons at UCLA and totaled 97 tackles, seven tackles for loss, four passes defended and 1.5 sacks.
- As a senior (2017), started all seven games he saw action in before missing the remainder of the season due to injury. Recorded 21 tackles and a tackle for loss on the season. Posted a season-high five tackles three times as a senior, against Texas A&M (9/3), at Stanford (9/23) and at Arizona (10/14).
- As a junior (2016), appeared in 12 contests with eight starts along the defensive line and totaled 37 tackles and 1.5 tackles for loss. Notched a single-game career-high seven tackles at Washington State (10/15).
- As a sophomore (2015), saw action in all 13 games with one start and tallied 38 tackles, four tackles for loss, four passes defended and a sack. Earned second-team Academic All-Conference recognition.
- As a freshman (2014), played in 12 contests as a reserve on the defensive front and on special teams. Credited with one tackle, a half tackle for loss and a half sack.
- Graduated from UCLA in 2017 with a degree in political science.

#### PERSONAL:

- Attended Junipero Serra (Calif.) High School and played football for the first time as a freshman.
- Son of Clarence and Pamela Dickerson.
- His hobbies include fishing and golfing.
- Follow Dickerson on Twitter at @doublemdicky.
- Follow Dickerson on Instagram at @mattdicky.
- Born Matthew Miller Dickerson on Nov. 9, 1995 in San Francisco, Calif.



## MATT DICKERSON'S DEFENSIVE GAME-BY-GAME

### 2018 Tennessee Titans

Date	Opp	W/L	P/S	Tot	Solo	Asst	Sk	- Yds	QBP	TFL	Int	- Yds	-TD	PD	FF	FR	- Yds	SpT	
Sept 9	@ Mia	L	DNP																
Sept 16	Hou	W	IA																
Sept 23	@ Jax	W	p	0	0	0	0.0	0.0	0	0	0	0	0	0	0	0	0	0	0
Sept 30	Phi	W	IA																
Oct 7	@ Buf	L	IA																
Oct 14	Bal	L	p	1	0	1	0.0	0.0	0	0	0	0	0	0	0	0	0	0	0
Oct 21	@ LAC	L	IA																
Nov 5	@ Dal	W	IA																
Nov 11	NE	W	IA																
Nov 18	@ Ind	L	IA																
Nov 26	@ Hou	L	IA																
Dec 2	NYJ	W	IA																
Dec 6	Jax	W	IA																
Dec 16	@ NYG	W	IA																
Dec 22	Was	W	IA																
Dec 30	Ind	L	p	2	2	0	0.0	0.0	0	0	0	0	0	0	0	0	0	0	0
<b>Totals</b>				<b>9-7</b>	<b>3/0</b>	<b>3</b>	<b>2</b>	<b>1</b>	<b>0.0</b>	<b>0.0</b>	<b>0</b>	<b>0</b>	<b>0</b>	<b>0</b>	<b>0</b>	<b>0</b>	<b>0</b>	<b>0</b>	<b>0</b>

### 2019 Tennessee Titans

Date	Opp	W/L	P/S	Tot	Solo	Asst	Sk	- Yds	QBP	TFL	Int	- Yds	-TD	PD	FF	FR	- Yds	SpT	
Sept 8	@ Cle	W	IA																
Sept 15	Ind	L	p	0	0	0	0.0	0.0	1	0	0	0	0	0	0	0	0	0	0
Sept 19	@ Jax	L	IA																
Sept 29	@ Atl	W	IA																
Oct 6	Buf	L	p	1	1	0	0.0	0.0	0	0	0	0	0	0	0	0	0	0	0
Oct 13	@ Den	L	IA																
Oct 20	LAC	W	NOR																
Oct 27	TB	W	NOR																
Nov 3	@ Car	L	p	0	0	0	0.0	0.0	0	0	0	0	0	0	0	0	0	0	0
Nov 10	KC	W	p	0	0	0	0.0	0.0	0	0	0	0	0	0	0	0	0	0	0

Nov 24	Jax	W	IA																
Dec 1	@ Ind	W	IA																
Dec 8	@ Oak	W	IA																
Dec 15	Hou	L	IA																
Dec 22	NO	L	p	1	1	0	0.0	0.0	0	1	0	0	0	0	0	0	0	0	0
Dec 29	@ Hou	W	IA																

<b>Totals</b>	<b>9-7</b>	<b>5/0</b>	<b>2</b>	<b>2</b>	<b>0</b>	<b>0.0</b>	<b>0.0</b>	<b>1</b>	<b>1</b>	<b>0</b>	<b>0</b>	<b>0</b>	<b>0</b>	<b>0</b>	<b>0</b>	<b>0</b>	<b>0</b>	<b>0</b>	<b>0</b>
---------------	------------	------------	----------	----------	----------	------------	------------	----------	----------	----------	----------	----------	----------	----------	----------	----------	----------	----------	----------

### Playoffs

Jan 4	@ NE	W	p	1	0	1	0.0	0.0	0	0	0	0	0	0	0	0	0	0	0
Jan 11	@ Bal	W	p	0	0	0	0.0	0.0	0	0	0	0	0	0	0	0	0	0	0
Jan 19	@ KC	L	p	0	0	0	0.0	0.0	0	0	0	0	0	0	0	0	0	0	0
<b>Totals</b>	<b>2-1</b>	<b>3/0</b>	<b>1</b>	<b>0</b>	<b>1</b>	<b>0.0</b>	<b>0.0</b>	<b>0</b>	<b>0</b>	<b>0</b>	<b>0</b>	<b>0</b>	<b>0</b>	<b>0</b>	<b>0</b>	<b>0</b>	<b>0</b>	<b>0</b>	<b>0</b>

### 2020 Tennessee Titans

Date	Opp	W/L	P/S	Tot	Solo	Asst	Sk	- Yds	QBP	TFL	Int	- Yds	-TD	PD	FF	FR	- Yds	SpT	
Sept 14	@ Den	W	p	0	0	0	0.0	0.0	0	0	0	0	0	0	0	0	0	0	0
Sept 20	Jax	W	p	0	0	0	0.0	0.0	0	0	0	0	0	0	0	0	0	0	0
Sept 27	@ Min	W	IA																
Oct 13	Buf	W	p	2	0	2	0.0	0.0	0	0	0	0	0	0	0	0	0	0	0
Oct 18	Hou	W	IA																
Oct 25	Pit	L	IA																
Nov 1	@ Cin	L	IA																
Nov 8	Chi	W	IA																
Nov 12	Ind	L	IA																
Nov 22	@ Bal	W	p	2	1	1	0.0	0.0	0	0	0	0	0	0	0	0	0	0	0
Nov 29	@ Ind	W	p	1	0	1	0.0	0.0	1	0	0	0	0	0	0	0	0	0	0
Dec 6	Cle																		
Dec 13	@ Jax																		
Dec 20	Det																		
Dec 27	@ GB																		
Jan 3	@ Hou																		
<b>Totals</b>	<b>8-3</b>	<b>5/0</b>	<b>5</b>	<b>1</b>	<b>4</b>	<b>0.0</b>	<b>0.0</b>	<b>1</b>	<b>0</b>	<b>0</b>	<b>0</b>	<b>0</b>	<b>0</b>	<b>0</b>	<b>0</b>	<b>0</b>	<b>0</b>	<b>0</b>	<b>0</b>

## MATT DICKERSON'S NFL STATISTICS

### REGULAR SEASON

Year	Team	GP	GS	TACKLES						INTERCEPTIONS					FUMBLES					
				Tot	Solo	Asst	Sk	Yds	QBP	TFL	No	Yds	Lg	TD	PD	FF	FR	Yds	SpT	
2018	Tennessee	3	0	3	2	1	0.0	0.0	0	0	0	0	0	0	0	0	0	0	0	0
2019	Tennessee	5	0	2	2	0	0.0	0.0	1	1	0	0	0	0	0	0	0	0	0	0
2020	Tennessee	5	0	5	1	4	0.0	0.0	1	0	0	0	0	0	0	0	0	0	0	0
<b>NFL Totals</b>		<b>13</b>	<b>0</b>	<b>10</b>	<b>5</b>	<b>5</b>	<b>0.0</b>	<b>0.0</b>	<b>2</b>	<b>1</b>	<b>0</b>	<b>0</b>	<b>0</b>	<b>0</b>	<b>0</b>	<b>0</b>	<b>0</b>	<b>0</b>	<b>0</b>	<b>0</b>

### PLAYOFFS

Year	Team	GP	GS	TACKLES						INTERCEPTIONS					FUMBLES					
				Tot	Solo	Asst	Sk	Yds	QBP	TFL	No	Yds	Lg	TD	PD	FF	FR	Yds	SpT	
2019	Tennessee	3	0	1	0	1	0.0	0.0	0	0	0	0	0	0	0	0	0	0	0	0
<b>NFL Totals</b>		<b>3</b>	<b>0</b>	<b>1</b>	<b>0</b>	<b>1</b>	<b>0.0</b>	<b>0.0</b>	<b>0</b>	<b>0</b>	<b>0</b>	<b>0</b>	<b>0</b>	<b>0</b>	<b>0</b>	<b>0</b>	<b>0</b>	<b>0</b>	<b>0</b>	<b>0</b>

### Single-Game Highs

Tackles - 2 (Three times, last at Baltimore 11/22/20)  
 Quarterback Pressures - 1 vs. Indianapolis (9/15/19)  
 Tackles for Loss - 1 vs. New Orleans (12/22/19)

### Playoff Single-Game Highs

Tackles - 1 at New England (1/4/20)



# 75 JAMIL DOUGLAS

GUARD • 6'4" • 309 LBS • COLLEGE: ARIZONA STATE  
ACQUIRED: FREE AGENT - 2018 • NFL EXPERIENCE (NFL/TITANS): 3/2  
HOMETOWN: CYPRESS, CALIF.  
GAMES PLAYED/GAMES STARTED: 41/11 (PLAYOFFS: 3/0)

**PRO:** The Titans signed offensive lineman Jamil Douglas to the practice squad during Week 5 of the 2018 season. The 6-foot-4-inch, 309-pounder was originally drafted by the Miami Dolphins in the fourth round (114th overall) of the 2015 NFL Draft and has also spent time with the New England Patriots, Atlanta Falcons and Indianapolis Colts. He appeared in 15 games with four starts at right guard and one at center for the Titans in 2019.

#### CAREER HIGHLIGHTS:

- In 2019, Douglas appeared in 15 games for the Titans and made four starts at right guard and one start at center. Made his postseason debut and saw action in all three playoff contests.
- Douglas helped open holes for Derrick Henry to lead the NFL with 1,540 rushing yards in 2019.
- In 2015, rookie Douglas saw action in a career-high 16 games for the Dolphins and made a career-high six starts with four at right guard and two at center.

#### TITANS TIDBITS:

- First name is pronounced "Juh-MILL."
- Douglas was on the New England Patriots practice squad when the team won Super Bowl LI.

#### CAREER TRANSACTIONS:

- The Cypress, Calif., native was selected by the Miami Dolphins in the fourth round (114th overall) of the 2015 NFL Draft.
- Waived by the Dolphins on Sept. 3, 2016 and signed to the practice squad a day later.
- Signed by the Dolphins to the active roster off of the practice squad on Sept. 29, 2016.
- Waived by the Dolphins on Oct. 11, 2016.
- Signed by the New England Patriots to the team's practice squad on Oct. 18, 2016.
- Signed by the Patriots to a future's contract on Feb. 7, 2017.
- Waived by the Patriots on Sept. 2, 2017.
- Signed by the Atlanta Falcons to the team's practice squad on Sept. 5, 2017.
- Signed to the Falcons active roster off of the practice squad on Dec. 29, 2017.
- Waived by the Falcons on Sept. 2, 2018.
- Signed by the Indianapolis Colts to the practice squad on Sept. 3, 2018.
- Waived by the Colts on Sept. 10, 2018.
- Signed by the Titans to the practice squad on Oct. 3, 2018.

#### SEASON RECAPS:

- 2020 (9/0 - Tennessee):** Has tied the team lead in special teams tackles once in 2020 (vs. HOU).
- At Denver (9/14), was inactive.
  - Against Jacksonville (9/20), was inactive.
  - At Minnesota (9/27), made his season debut as a reserve on special teams.
  - Against Buffalo (10/13), saw limited action as a reserve at left guard late in the game.
  - Against Houston (10/18), played as a reserve on special teams and collected a tackle after a blocked field goal in the third quarter.
  - Against Pittsburgh (10/25), saw action as a reserve on special teams.
  - At Cincinnati (11/1), played as a reserve on special teams and two snaps at left guard after Rodger Saffold III left the game briefly in the fourth

quarter.

- Against Chicago (11/8), saw significant action as a reserve at left guard after Rodger Saffold left the game in the second quarter with an injury.
- Against Indianapolis (11/12), saw significant action as a reserve at left guard and center while helping open holes for Titans' ball carriers to gain 157 rushing yards on 32 carries (4.9 avg.).
- At Baltimore (11/22), played as a reserve on special teams and one snap at center.
- At Indianapolis (11/29), saw action as a reserve on special teams.

**2019 (15/5, 3/0 - Tennessee):** Played in 15 games with four starts at right guard and one start at center while helping Derrick Henry lead the NFL with 1,540 rushing yards. Dressed but did not play in one game. Saw action as a reserve in all three postseason contests.

- At Cleveland (9/8), started at right guard in his Titans debut and opened holes for Titans' ball carriers to gain 123 yards on the ground. It marked his first start since his 2015 rookie season as a member of the Miami Dolphins.
- Against Indianapolis (9/15), started at right guard.
- At Jacksonville (9/19), started at right guard.
- At Atlanta (9/29), started at right guard and was a part of an offensive front that did not allow a sack on 27 pass attempts, while opening holes for Titans' ball carriers to gain 138 yards on the ground.
- Against L.A. Chargers (10/20), entered the game as a reserve at right guard in the second quarter and helped the offense amass 403 total yards.
- Against Tampa Bay (10/27), saw significant action as a reserve at left guard after Rodger Saffold left the game in the first quarter with an injury.
- At Carolina (11/3), made his first start of the season at center.
- At New England (1/4), made his postseason debut as a reserve on special teams.

**2018 (0/0 - Atlanta, Indianapolis, Tennessee):** Spent the preseason with the Atlanta Falcons before being waived during roster cuts. Signed by the Indianapolis Colts to the team's practice squad during Week 1 but was waived the following week. Signed by the Titans to the practice squad during Week 5 where he spent the remainder of the season.

**2017 (0/0 - New England, Atlanta):** Spent the preseason with the New England Patriots before being waived during roster cuts. Signed by the Atlanta Falcons to the team's practice squad during Week 1 where he spent majority of the season. Signed to the Falcons' active roster during Week 17 but did not appear in a contest.

**2016 (1/0 - Miami, New England):** Began the season on the Miami Dolphins practice squad. Was signed to the active roster and appeared in one contest before being waived in Week 6. Signed by the New England Patriots to the team's practice squad in Week 7 where he spent the rest of the season.

- At Cincinnati (9/29), saw action at guard as a reserve.

**2015 (16/6 - Miami):** Appeared in 16 games with six starts as a rookie.

- At Washington (9/13), made his NFL debut and started at right guard.

#### COLLEGE:

- In four seasons at Arizona State (2011-14), Douglas appeared in 53 games and made 40 consecutive starts. A three-year starter, Douglas made 27 starts at guard and 13 at tackle.
- As a senior (2014), started all 13 games at left tackle after switching over from guard. Earned All-Pac-12 First Team and Phil Steele's All-Pac-12 First Team recognition.

- As a junior (2013), started all 14 games at guard and named to the All-Pac-12 Second Team.
- As a sophomore (2012), started all 13 games at guard.
- As a redshirt freshman (2011), appeared in all 13 contests.
- As a freshman (2010), redshirted.
- Graduated from Arizona State in fall 2013 with a degree in criminal justice.

**PERSONAL:**

- Attended Cypress (Calif.) High School where he played tight end and halfback. He caught three passes for 79 yards and one touchdown as a senior.
- Follow Douglas on Twitter at @JamilDouglas\_.
- Follow Douglas on Instagram at @jamil.
- Born Jamil Douglas on Feb. 28, 1992 in Cypress, Calif.

<b>JAMIL DOUGLAS' NFL STATISTICS</b>			
<b>REGULAR SEASON</b>			
<b>Year</b>	<b>Team</b>	<b>GP</b>	<b>GS</b>
2015	Miami	16	6
2016	Miami	1	0
2017	NE/ATL	PS	
2018	ATL/IND/TEN	PS	
2019	Tennessee	15	5
2020	Tennessee	9	0
<b>NFL Totals</b>		<b>41</b>	<b>11</b>
<b>PLAYOFFS</b>			
<b>Year</b>	<b>Team</b>	<b>GP</b>	<b>GS</b>
2019	Tennessee	3	0
<b>NFL Totals</b>		<b>3</b>	<b>0</b>
<b>Starts Breakdown:</b>			
2015 - 4 RG, 2 C; 2019 - 4 RG, 1 C			
<b>Additional Career Statistics</b>			
Fumble Recovery - 1 (2019)			
Special Teams Tackles - <b>1 (2020)</b>			



# 49 NICK DZUBNAR

LINEBACKER • 6'1" • 240 LBS • COLLEGE: CAL POLY — SAN LUIS OBISPO  
ACQUIRED: UNRESTRICTED FREE AGENT (LOS ANGELES CHARGERS) - 2020  
NFL EXPERIENCE (NFL/TITANS): 6/1 • HOMETOWN: MISSION VIEJO, CALIF.  
GAMES PLAYED/GAMES STARTED: 76/0 (PLAYOFFS: 2/0)

**PRO:** Nick Dzubnar is a savvy linebacker that has excelled on special teams coverage units during his NFL career. The 6-foot-1-inch, 240-pounder joined the Titans as a free agent in 2020 after spending time his first five seasons with the Chargers organization. Dzubnar, a former rookie free agent, will look to make his biggest impact as a core member of the Titans' special teams units having collected 61 special teams stops in 65 career games, as well as provide veteran depth in the linebacking corps.

#### CAREER HIGHLIGHTS:

- In 2019, Dzubnar appeared in all 16 games for the third time in his career, posting 12 special teams tackles.
- In 2018, Dzubnar collected 15 special teams tackles on coverage units and tied for the team lead with three special teams tackles in the 2018 postseason.
- In 2017, Dzubnar led the Chargers with a career-best 21 special teams tackles.

#### TITANS TIDBITS:

- Dzubnar feels he was better at hockey than football in high school. He participated as a Junior Anaheim Duck in his youth.
- Dzubnar's last name is pronounced duh-ZOOB-nar.

#### CAREER TRANSACTIONS:

- The Mission Viejo, Calif., native was originally signed by the San Diego Chargers as undrafted free agent on May 12, 2015.
- Waived by the Los Angeles Chargers on Sept. 4, 2017 and signed to the team's practice squad two days later.
- Signed by the Chargers to their active roster from the practice squad on Sept. 23, 2017.
- Signed by the Titans as an unrestricted free agent on March 26, 2020.

#### SEASON RECAPS:

**2020 (11/0 - Tennessee):** Leads the team with eight special teams tackles. Has led or tied for the team lead in special teams tackles twice in 2020 (vs. BUF, vs. HOU).

- At Denver (9/14), made his Titans debut as a reserve at linebacker and on special teams coverage units. Collected a tackle on defense. Stuffed Melvin Gordon III for no gain on a third-and-goal rush from the one-yard line in the second quarter.
- Against Jacksonville (9/20), saw action as a reserve on special teams.
- At Minnesota (9/27), played as a reserve on special teams.
- Against Buffalo (10/13), led the team with three special teams tackles on coverage units.
- Against Houston (10/18), registered a special teams tackle on coverage units.
- Against Pittsburgh (10/25), posted a special teams tackle on coverage units.
- At Cincinnati (11/1), notched a special teams tackle on coverage units.
- Against Chicago (11/8), tallied a special teams tackle on coverage units.
- Against Indianapolis (11/12), played as a reserve on special teams.
- At Baltimore (11/22), totaled a special teams tackle on coverage units.
- At Indianapolis (11/29), played as a reserve on special teams.

**2019 (16/0 - L.A. Chargers):** Saw action as a reserve in all 16 games and tallied 12 tackles on special teams.

- Against Indianapolis (9/8), appeared on special teams in his 50th career game.
- At Oakland (11/7), notched two tackles on special teams.
- At Jacksonville (12/8), recorded three tackles on special teams coverage

units.

- Against Oakland (12/22), posted a pair of stops on special teams, reaching 60 career special teams tackles.

**2018 (16/0 - L.A. Chargers):** Appeared as a reserve in all 16 games and recorded 15 special teams tackles. Saw action in both postseason games and registered three special teams tackles.

- Against San Francisco (9/30), posted his third special teams tackle of the season. Provided a block on Desmond King II's 56-yard punt return at the end of the first half.
- At Pittsburgh (12/2), registered two special teams tackles, giving him 10 on the season. Threw a key block on Desmond King II's 73-yard punt return for a touchdown.
- Against Cincinnati (12/9), posted three tackles on special teams.
- At Denver (12/30), posted two special teams tackles.
- At Baltimore (1/6), made his NFL postseason debut in the wild card matchup and finished with a tackle on special teams.
- At New England (1/13), registered a pair of special teams tackles in the divisional playoff contest.

**2017 (13/0 - L.A. Chargers):** Appeared in 13 games as a reserve and tallied a team-high 21 special teams tackles with 13 on kickoff coverage and eight on punt coverage. Was inactive for one contest. Spent the first two weeks of the season on the Chargers' practice squad. Named Pro Football Journal second team All-AFC as a special teamer.

- At N.Y. Giants (10/8), recorded two special teams tackles on kickoff coverage and one on punt coverage.
- Against Denver (10/22), registered two special teams tackles on punt coverage, including one that forced Denver to start the ensuing drive inside the 20-yard line.
- Against Buffalo (11/19), collected a season-high five special teams tackles on kickoff coverage with one pinning the Bills inside their 20.
- Against Washington (12/10), appeared in the 30th game of his career, totaling three special teams tackles on kickoff coverage, including one that pinned Washington inside their 20. Added another special teams tackle on punt coverage.

**2016 (4/0 - San Diego):** Appeared in four games, finishing with six tackles. Was inactive for one contest. Suffered a season-ending injury and was placed on injured reserve on Oct. 10.

- At Indianapolis (9/25), posted a career-high four tackles.

**2015 (16/0 - San Diego):** Appeared in all 16 games as a reserve, finishing with two assisted tackles. Led the team with 13 special teams tackles.

- At Green Bay (10/18), tied for a team high with two tackles on special teams.
- Against Oakland (10/25), saw the first action of his career on defense and assisted on two tackles.

#### COLLEGE:

- Played four seasons (2011-14) at Cal Poly — San Luis Obispo, ending his Mustang career as the second-leading tackler in school history with 414 stops.
- Added 24 tackles for loss, four sacks, seven forced fumbles, five interceptions and 15 passes defended.
- As a senior (2014), after setting a single-season school record with 167 tackles, earned All-America, first-team All-Big Sky and team MVP honors.
- Finished sixth in voting for the Buck Buchanan Award, which recognizes the top defensive player in Football Championship Subdivision.







# 54 RASHAAN EVANS

LINEBACKER • 6'2" • 232 LBS • COLLEGE: ALABAMA

ACQUIRED: 1ST ROUND - 2018 • NFL EXPERIENCE (NFL/TITANS): 3/3

HOMETOWN: AUBURN, ALA.

GAMES PLAYED/GAMES STARTED: 42/34 (PLAYOFFS: 3/3)



**PRO:** The Titans traded up to select Rashaan Evans with the 22nd overall pick in the first round of the 2018 NFL Draft. The 6-foot-2 inch, 232-pound defender was identified as a playmaker that could quickly bolster the linebacking corps and develop into a leader on defense. He appeared in all but one game in his first two campaigns, including starts at inside linebacker in every game of 2019. He led the Titans defense with 139 tackles and 11 tackles for loss in his second season. At Alabama, Evans tied for a team-leading 74 tackles as a senior while helping the Crimson Tide capture a 2018 College Football Playoff National Championship title.

### CAREER HIGHLIGHTS:

- In 2019, Evans started every game during the regular season and playoffs. He led the team with 139 tackles and 11 tackles for loss.
- As a rookie in 2018, Evans played in 15 games with seven starts at inside linebacker and totaled 63 tackles, six quarterback pressures, two tackles for loss and three passes defended.

### TITANS TIDBITS:

- Upon being drafted by Tennessee, Evans was reunited with former Crimson Tide teammate Derrick Henry. Henry phoned Evans immediately after he was selected with the 22nd pick to congratulate him.
- He has two pregame rituals. Evans prays before each game and pulls grass from the field early in pregame to get a feel for the turf.
- His nickname is 'Razor, because I cut up.'
- At Alabama, Evans shared the field with his brother, Alex, a member of the Crimson Tide spirit squad.
- Two of his football role models are DeMarcus Ware and Lawrence Taylor. He met Ware, who also is from Auburn, Ala., at the 2018 NFL Draft. He later had a chance to meet Taylor during a trip to Miami and calls each experience an "amazing moment."
- Growing up in rural Alabama, Evans would chase wild horses to work on improving his speed and athleticism.
- Evans' father, Alan, was a star running back at Auburn. Evans' mother, Chenavis, received four degrees from Auburn, including her doctorate. Evans' older sister was a cheerleader at Auburn, and despite the family ties including his cousins attending Auburn, Evans stuck with his gut and instead chose Alabama.

### CAREER TRANSACTIONS:

- The Auburn, Ala., native was selected by the Titans in the first round (22nd overall) of the 2018 NFL Draft.

### SEASON RECAPS:

**2020 (11/11):** Tied for fourth on the squad with 65 tackles. Has led the team in tackles twice in 2020 (vs. BUF, at BAL).

- At Denver (9/14), started at linebacker and collected a tackle before being ejected late in the first quarter.
- Against Jacksonville (9/20), started at linebacker and posted seven tackles.
- At Minnesota (9/27), started at linebacker and registered seven tackles and a fumble recovery. Recovered a Dalvin Cook fumble that was forced by Johnathan Joseph and returned it 25 yards to the Vikings' 20-yard line setting up a Titans' field goal in the opening quarter.
- Against Buffalo (10/13), started at linebacker and led the team with eight tackles.
- Against Houston (10/18), started at linebacker and produced seven tackles and a quarterback pressure. Combined with Jeffery Simmons to stuff David Johnson for no gain on a goalline rush in the second quarter.

Shot through the line and stuffed David Johnson for no gain on a goalline rush in the fourth quarter.

- Against Pittsburgh (10/25), started at linebacker and registered five tackles and a pass defended.
- At Cincinnati (11/1), started at linebacker and posted seven tackles. Combined with Jayon Brown to stop Samaje Perine for a one-yard loss on a rush off right guard in the fourth quarter.
- Against Chicago (11/8), started at linebacker and tallied four tackles, including a half sack and a quarterback pressure. Teamed with DaQuan Jones to drop Nick Foles for a sack early in the fourth quarter.
- Against Indianapolis (11/12), started at linebacker and collected six tackles. Finished off a goalline stand by stuffing Jordan Wilkins for no gain a fourth-down rush off right guard in the third quarter.
- At Baltimore (11/22), started at linebacker and led the team with nine tackles. Combined with Harold Landry III to stuff Lamar Jackson for no gain on a rush early in the fourth quarter.
- At Indianapolis (11/29), started at linebacker and recorded four tackles and a pass defended. Broke up a pass intended for Zach Pascal on the first play of the fourth quarter.

**2019 (16/16, 3/3):** Started all 16 games at linebacker and led the team with a career-best 139 tackles and 11 stops for loss. Also posted 2.5 sacks, 11 quarterback pressures, a pass defended and a fumble recovery he returned for a touchdown. Started all three postseason contests and recorded 22 tackles, two quarterback pressures and three stops for loss. Led the team in tackles seven times (at ATL, vs. BUF, at DEN, vs. LAC, vs. TB, at CAR, at NE). Tied for the team lead in sacks twice (vs. KC, vs. JAX).

- At Atlanta (9/29), led the team with 10 tackles, a half sack, a stop for loss and two quarterback pressures. Combined with Isaiah Mack to drop Matt Ryan for a five-yard sack in the final quarter.
- Against Buffalo (10/6), led the team with 10 tackles, including a stop for loss. Stonewalled Frank Gore for a one-yard loss in the first quarter.
- At Denver (10/13), led the team with 11 tackles. Forced the Broncos to kick a field goal by stonewalling Phillip Lindsay for no gain on a third-and-one rush in the second quarter.
- Against L.A. Chargers (10/20), led the team with 11 tackles, including a stop for loss and a quarterback pressure. Combined with Logan Ryan to stuff Melvin Gordon for a two-yard loss on a rush off right guard in the opening quarter. Combined with Jeffery Simmons to stop Gordon for no gain on first-and-goal during the final goal-line stand.
- Against Tampa Bay (10/27), led the team with a career-best 14 tackles, including a stop for loss. Shot through the line and stuffed Dare Ogunbowale for a two-yard loss on a third-and-four rush up the middle in the second quarter.
- At Carolina (11/3), led the team with 12 tackles to go along with a quarterback pressure.
- Against Kansas City (11/10), registered seven tackles, a sack, two stops for loss, two quarterback pressures and a fumble recovery he returned for a touchdown. Stopped Darwin Thompson for a one-yard loss on a rush off left end in the second quarter. Scooped up a Damien Williams' fumble that was forced by David Long Jr. and raced 53 yards for a touchdown, his first career score, in the second stanza. Halted a Chiefs' drive by dropping Patrick Mahomes for a five-yard sack on third-and-two late in the fourth quarter.
- Against Jacksonville (11/24), notched three tackles, a sack, a stop for loss and a quarterback pressure. Dropped Nick Foles for a six-yard sack late in the fourth quarter.
- Against New Orleans (12/22), started at linebacker and produced 10 tackles, including two stops for loss. Stuffed Alvin Kamara for a one-yard

loss on a rush up the middle in the first quarter. Stopped Deonte Harris for no gain on a short pass in the fourth quarter. Teamed with Matt Dickerson to stonewall Latavius Murray for a one-yard loss on a rush off left guard in the final quarter.

- At New England (1/4), started at linebacker in his first career postseason game and led the team with 12 tackles, including a team-high three tackles for loss. Stuffed Rex Burkhead for a one-yard loss on a rush off left guard in the first quarter. Combined with Jayon Brown to stonewall Sony Michel for no gain on a rush off right tackle in the opening quarter. Stopped Michel for a one-yard loss on a first-and-goal rush off left tackle during the Titans' goal-line stand in the second quarter. Shot through the line and stuffed Michel for a two-yard loss on a third-and-goal rush during the Titans' goal-line stand in the second quarter.
- At Baltimore (1/11), recorded nine tackles and two quarterback pressures. Stopped Mark Ingram II for no gain on a rush off right guard in the opening quarter.
- At Kansas City (1/19), started at linebacker but was in and out of the lineup because of injury. Registered a tackle on defense.

**2018 (15/7):** Played in 15 games with seven starts at linebacker as a rookie. Collected 63 tackles, six quarterback pressures, two tackles for loss and three passes defended. Was inactive for one contest. Led the team in tackles twice (vs. BAL, vs. NYJ). Tied for the team lead in passes defended once (vs. PHI). Saw action in his first career NFL game against Houston (9/16/18). Made his first career start at Jacksonville (9/23/18).

- Against Houston (9/16), made his NFL debut on special teams.
- At Jacksonville (9/23), made his first career start at linebacker and posted a tackle.
- Against Philadelphia (9/30), saw significant action as a reserve at linebacker and notched four tackles, a quarterback pressure and a pass defended.
- Against Baltimore (10/14), started at linebacker and led the team with nine tackles, including a stop for loss. Combined with Brian Orakpo to stuff Alex Collins for a one-yard loss on a rush off right end in the first quarter. Stopped Gus Edwards for no gain on a rush off right tackle late in the fourth quarter.
- Against New England (11/11), played as a reserve at linebacker and notched two tackles, two quarterback pressures and a pass defended. Combined with Austin Johnson to stop Sony Michel for no gain on a rush up the middle in the second quarter.
- At Houston (11/26), started at linebacker and recorded seven tackles and a quarterback pressure. Halted a Texans' drive by stuffing Alfred Blue for no gain on a third-and-one rush early in the fourth quarter.
- Against N.Y. Jets (12/2), played as a reserve at linebacker and led the team with eight tackles. Stuffed Isaiah Crowell for no gain on a rush off right guard in the second quarter. Ended a Jets' drive by stonewalling Crowell for no gain on a run up the middle on third-and-two in the second stanza. Stopped Elijah McGuire for no gain on a rush off right tackle in the fourth quarter.
- Against Jacksonville (12/6), saw action as a reserve at linebacker and amassed five tackles and a quarterback pressure. Shot through the line and stonewalled Leonard Fournette for no gain on a fourth-and-goal rush from the one-yard line in the second quarter. Combined with Adoree' Jackson to stuff Carlos Hyde for a two-yard loss on a short pass in the second quarter.
- At N.Y. Giants (12/16), started at linebacker and posted five tackles, including a stop for loss and a quarterback pressure in the Titans' first shutout win since 2000. Stuffed Saquon Barkley for no gain on a rush up the middle late in the first quarter. Stonewalled Barkley for a four-yard loss on a rush off left end to begin the second half.
- Against Washington (12/22), played as a reserve at linebacker and totaled six tackles. Halted a drive by combining with Jayon Brown to stuff Adrian Peterson for no gain on a third-and-one rush off left guard in the first quarter.
- Against Indianapolis (12/30), saw action as a reserve at linebacker and registered three tackles and a pass defended. Broke up a third-and-10 pass intended for T.Y. Hilton late in the second quarter.

#### COLLEGE:

- In four seasons at Alabama (2014-17), Evans appeared in 53 games with 14 starts and totaled 152 tackles, 15.0 sacks, 23.5 tackles for loss, five passes defended, 19 quarterback hurries, two forced fumbles and two fumble recoveries. He started 14 games over his final two seasons and appeared in three CFP National Championship contests with two victories.
- As a senior (2017), played and started 12 games and tied for the team lead in tackles with 74. He led the Crimson Tide with 13 tackles for loss despite missing a pair of games due to injury. Also posted seven quarterback hurries, six sacks, three passes defended, one forced fumble and one fumble recovery. Named First Team All-American by the AFCA, Associated Press First Team All-SEC and Second Team All-SEC by conference coaches. Chosen as one of 15 semifinalists for the Butkus Award. Tapped to the Nagurski Trophy Preseason Watch Lists and earned Second Team Preseason All-American recognition by Phil Steele.
- As a junior (2016), saw action in 14 games with two starts in his first season at inside linebacker, entering the starting lineup after an injury to Shaun Dion Hamilton. Totaled 53 tackles, four sacks, 4.5 tackles for loss, two passes defended, six quarterback hurries, one forced fumble and one fumble recovery.
- As a sophomore (2015), saw action in 14 games as outside linebacker and on special teams. Totaled 10 tackles, four sacks, four tackles for loss and three quarterback hurries.
- As a freshman (2014), appeared in 13 games as a true freshman and totaled 15 tackles, a sack, two tackles for loss and three quarterback hurries.
- Graduated from Alabama in December 2017 with a degree in psychology.

#### PERSONAL:

- Attended Auburn (Ala.) High School where he became a five-star prospect. Ranked as the No. 2 outside linebacker in the nation and No. 52 overall player by ESPN. Rated as ESPN's No. 4 player in Alabama and No. 30 player in the Southeast Region. Named First Team 6A All-State by the Alabama Sports Writers Association as a senior, and named ASWA 6A Lineman of the Year.
- As a senior, finished with 77 tackles, 17.5 sacks, five passes defended, three forced fumbles, one fumble recovery and one blocked punt.
- Son of Chenavis and Alan Evans.
- Evans is the second oldest of five children. He has one younger brother and three sisters.
- List of favorites: (TV show) "Martin"; (movies) "Transformers"; (musicians) Green Day, Boys II Men, James Brown, Michael Jackson, Prince, Jodeci; (song on his pregame playlist) "No Heart" by 21 Savage; (athlete as a child) LeBron James; (food) chicken fettuccine; and (guilty pleasure) cheesecake.
- Follow Evans on Twitter at @616evans4.
- Follow Evans on Instagram at @r.blade\_.
- Born Alan Rashaan Evans on Nov. 8, 1995 in Auburn, Ala.

## RASHAAN EVANS' DEFENSIVE GAME-BY-GAME

### 2018 Tennessee Titans

Date	Opp	W/L	P/S	Tot Solo	Asst	Sk	- Yds	QBP	TFL	Int- Yds	-TD	PD	FF	FR- Yds	SpT
Sept 9	@ Mia	L	IA												
Sept 16	Hou	W	p	0	0	0	0.0	0.0	0	0	0	0	0	0	0
Sept 23	@ Jax	W	S	1	1	0	0.0	0.0	0	0	0	0	0	0	0
Sept 30	Phi	W	p	4	2	2	0.0	0.0	1	0	0	0	1	0	0
Oct 7	@ Buf	L	S	6	5	1	0.0	0.0	0	0	0	0	0	0	0
Oct 14	Bal	L	S	9	8	1	0.0	0.0	0	1	0	0	0	0	0
Oct 21	@ LAC	L	S	2	1	1	0.0	0.0	0	0	0	0	0	0	0
Nov 5	@ Dal	W	S	4	2	2	0.0	0.0	0	0	0	0	0	0	0
Nov 11	NE	W	p	2	2	0	0.0	0.0	2	0	0	0	1	0	0
Nov 18	@ Ind	L	p	1	1	0	0.0	0.0	0	0	0	0	0	0	0
Nov 26	@ Hou	L	S	7	4	3	0.0	0.0	1	0	0	0	0	0	0
Dec 2	NYJ	W	p	8	6	2	0.0	0.0	0	0	0	0	0	0	0
Dec 6	Jax	W	p	5	4	1	0.0	0.0	1	0	0	0	0	0	0
Dec 16	@ NYG	W	S	5	4	1	0.0	0.0	1	1	0	0	0	0	0
Dec 22	Was	W	p	6	2	4	0.0	0.0	0	0	0	0	0	0	0
Dec 30	Ind	L	p	3	0	3	0.0	0.0	0	0	0	0	1	0	0
<b>Totals</b>				<b>9-7</b>	<b>15/7</b>	<b>63</b>	<b>42</b>	<b>21</b>	<b>0.0</b>	<b>0.0</b>	<b>6</b>	<b>2</b>	<b>0</b>	<b>0</b>	<b>3</b>

### 2019 Tennessee Titans

Date	Opp	W/L	P/S	Tot Solo	Asst	Sk	- Yds	QBP	TFL	Int- Yds	-TD	PD	FF	FR- Yds	SpT
Sept 8	@ Cle	W	S	8	6	2	0.0	0.0	0	0	0	0	1	0	0
Sept 15	Ind	L	S	6	4	2	0.0	0.0	0	1	0	0	0	0	0
Sept 19	@ Jax	L	S	7	2	5	0.0	0.0	1	0	0	0	0	0	0
Sept 29	@ Atl	W	S	10	8	2	0.5	2.5	2	1	0	0	0	0	0
Oct 6	Buf	L	S	10	8	2	0.0	0.0	0	1	0	0	0	0	0
Oct 13	@ Den	L	S	11	7	4	0.0	0.0	0	0	0	0	0	0	0
Oct 20	LAC	W	S	11	8	3	0.0	0.0	1	1	0	0	0	0	0
Oct 27	TB	W	S	14	6	8	0.0	0.0	0	1	0	0	0	0	0
Nov 3	@ Car	L	S	12	9	3	0.0	0.0	1	0	0	0	0	0	0
Nov 10	KC	W	S	7	3	4	1.0	5.0	2	2	0	0	0	1	53t
Nov 24	Jax	W	S	3	1	2	1.0	6.0	1	1	0	0	0	0	0

Dec 1	@ Ind	W	S	4	2	2	0.0	0.0	1	0	0	0	0	0	0
Dec 8	@ Oak	W	S	7	5	2	0.0	0.0	0	0	0	0	0	0	0
Dec 15	Hou	L	S	12	5	7	0.0	0.0	2	0	0	0	0	0	0
Dec 22	NO	L	S	10	6	4	0.0	0.0	0	2	0	0	0	0	0
Dec 29	@ Hou	W	S	7	4	3	0.0	0.0	0	1	0	0	0	0	0
<b>Totals</b>				<b>9-7</b>	<b>16/16</b>	<b>139</b>	<b>84</b>	<b>55</b>	<b>2.5</b>	<b>13.5</b>	<b>11</b>	<b>11</b>	<b>0</b>	<b>0</b>	<b>1</b>

### Playoffs

Jan 4	@ NE	W	S	12	8	4	0.0	0.0	0	3	0	0	0	0	0
Jan 11	@ Bal	W	S	9	8	1	0.0	0.0	2	0	0	0	0	0	0
Jan 19	@ KC	L	S	1	0	1	0.0	0.0	0	0	0	0	0	0	0
<b>Totals</b>				<b>2-1</b>	<b>3/3</b>	<b>22</b>	<b>16</b>	<b>6</b>	<b>0.0</b>	<b>0.0</b>	<b>2</b>	<b>3</b>	<b>0</b>	<b>0</b>	<b>0</b>

### 2020 Tennessee Titans

Date	Opp	W/L	P/S	Tot Solo	Asst	Sk	- Yds	QBP	TFL	Int- Yds	-TD	PD	FF	FR- Yds	SpT
Sept 14	@ Den	W	S	1	0	1	0.0	0.0	0	0	0	0	0	0	0
Sept 20	Jax	W	S	7	6	1	0.0	0.0	0	0	0	0	0	0	0
Sept 27	@ Min	W	S	7	4	3	0.0	0.0	0	0	0	0	0	1	25
Oct 13	Buf	W	S	8	6	2	0.0	0.0	0	0	0	0	0	0	0
Oct 18	Hou	W	S	7	5	2	0.0	0.0	1	0	0	0	0	0	0
Oct 25	Pit	L	S	5	2	3	0.0	0.0	0	0	0	0	1	0	0
Nov 1	@ Cin	L	S	7	3	4	0.0	0.0	0	0	0	0	0	0	0
Nov 8	Chi	W	S	4	1	3	0.5	0.5	1	0	0	0	0	0	0
Nov 12	Ind	L	S	6	4	2	0.0	0.0	0	0	0	0	0	0	0
Nov 22	@ Bal	W	S	9	5	4	0.0	0.0	0	0	0	0	0	0	0
Nov 29	@ Ind	W	S	4	3	1	0.0	0.0	0	0	0	0	1	0	0
Dec 6	Cle														
Dec 13	@ Jax														
Dec 20	Det														
Dec 27	@ GB														
Jan 3	@ Hou														
<b>Totals</b>				<b>8-3</b>	<b>11/11</b>	<b>65</b>	<b>39</b>	<b>26</b>	<b>0.5</b>	<b>0.5</b>	<b>2</b>	<b>0</b>	<b>0</b>	<b>0</b>	<b>25</b>

## RASHAAN EVANS' NFL STATISTICS

### REGULAR SEASON

Year	Team	GP	GS	TACKLES				QBP	TFL	INTERCEPTIONS					FUMBLES				
				Tot	Solo	Asst	Sk			Yds	No	Yds	Lg	TD	PD	FF	FR	Yds	SpT
2018	Tennessee	15	7	63	42	21	0.0	0.0	6	2	0	0	-	0	3	0	0	0	0
2019	Tennessee	16	16	139	84	55	2.5	13.5	11	11	0	0	0	0	1	0	1	53t	0
2020	Tennessee	11	11	65	39	26	0.5	0.5	2	0	0	0	0	0	2	0	1	25	0
<b>NFL Totals</b>		<b>42</b>	<b>34</b>	<b>267</b>	<b>165</b>	<b>102</b>	<b>3.0</b>	<b>14.0</b>	<b>19</b>	<b>13</b>	<b>0</b>	<b>0</b>	<b>0</b>	<b>0</b>	<b>6</b>	<b>0</b>	<b>2</b>	<b>53t</b>	<b>0</b>

### PLAYOFFS

Year	Team	GP	GS	TACKLES				QBP	TFL	INTERCEPTIONS					FUMBLES					
				Tot	Solo	Asst	Sk			Yds	No	Yds	Lg	TD	PD	FF	FR	Yds	SpT	
2019	Tennessee	3	3	22	16	6	0.0	0.0	2	3	0	0	0	0	0	0	0	0	0	0
<b>NFL Totals</b>		<b>3</b>	<b>3</b>	<b>22</b>	<b>16</b>	<b>6</b>	<b>0.0</b>	<b>0.0</b>	<b>2</b>	<b>3</b>	<b>0</b>	<b>0</b>	<b>0</b>	<b>0</b>	<b>0</b>	<b>0</b>	<b>0</b>	<b>0</b>	<b>0</b>	<b>0</b>

### Single-Game Highs

Tackles - 14 vs. Tampa Bay (10/27/19)  
 Sacks - 1 (Twice, last vs. Jacksonville 11/24/19)  
 Tackles for Loss - 2 (Twice, last vs. New Orleans 12/22/19)  
 Quarterback Pressures - 2 (Four times, vs. Houston 12/15/19)  
 Fumble Recovery - **1 (Twice, last at Minnesota 9/27/20)**  
 Passes Defensed - 1 (Four times, last at Cleveland 9/8/19)

### Playoff Single-Game Highs

Tackles - 12 at New England (1/4/20)  
 Tackles For Loss - 3 at New England (1/4/20)

### Additional Statistics

Touchdowns - 1, 53-yard fumble return vs. Kansas City (11/10/19)





# 86 ANTHONY FIRKSER

TIGHT END • 6'2" • 246 LBS • COLLEGE: HARVARD  
ACQUIRED: FREE AGENT - 2018 • NFL EXPERIENCE (NFL/TITANS): 3/3  
HOMETOWN: MANALAPAN, N.J.  
GAMES PLAYED/GAMES STARTED: 38/2 (PLAYOFFS: 3/0)

**PRO:** The Titans signed Anthony Firkser during the 2018 offseason to add competition and depth to the tight end position. The 6-foot-2-inch, 246-pounder out of Harvard appeared in 15 contests with one start during his second season in Tennessee in 2019. He was originally signed as a rookie free agent by the New York Jets following the 2017 NFL Draft and has also spent time on the Kansas City Chiefs practice squad.

#### CAREER HIGHLIGHTS:

- In his second season with the Titans, Firkser appeared in a career-best 15 games and posted 14 receptions for 204 yards with a touchdown.
- In 2019, Firkser made his postseason debut and appeared in all three games while leading the team with two touchdown catches. He became the first NFL player from Harvard to score a touchdown in a postseason game.
- In 2018, Firkser made his NFL debut against Houston (9/16) and scored his first career touchdown against New York Jets (12/2). He appeared in 12 contests on the season.

#### TITANS TIDBITS:

- Firkser grew up playing basketball and both roller and ice hockey at elite levels and didn't begin playing football until his sophomore year of high school.
- In the offseason, Firkser volunteers with his former high school football coach to help train and give advice to aspiring young football players in his hometown community of Manalapan, N.J.

#### CAREER TRANSACTIONS:

- The Manalapan, N.J., native was originally signed by the New York Jets as an undrafted free agent on May 5, 2017.
- Released by the Jets on Sept. 2, 2017.
- Signed by the Kansas City Chiefs to the team's practice squad on Nov. 29, 2017.
- Signed by the Chiefs to a future's contract on Jan. 8, 2018.
- Released by the Chiefs on April 30, 2018.
- Signed by the Titans as a free agent on May 14, 2018 following a rookie minicamp tryout.
- Waived by the Titans on Sept. 17, 2018 and signed to the team's practice squad a day later.
- Signed by the Titans to their active roster from the practice squad on Oct. 9, 2018.

#### SEASON RECAPS:

**2020 (11/1 - Tennessee):** Ranks fourth on the team with a career-high 29 receptions and a career-best 282 receiving yards. Registered a career-best eight receptions and 113 receiving yards against Houston (10/18/20). Has led the team lead in receptions once in 2020 (vs. HOU). Has led the team in receiving yards once in 2020 (vs. HOU).

- At Denver (9/14), saw action as a reserve at tight end and hauled in two receptions for five yards.
- Against Jacksonville (9/20), played as a reserve at tight end and snared four catches for 45 yards. Extended the Titans' second touchdown drive with a 14-yard grab on third-and-six in the first quarter. Hauled in a 16-yard pass setting up a 51-yard Stephen Gostkowski field goal as time expired in the first half. Drew a key pass interference penalty on third-and-five during the game-winning scoring drive in the fourth quarter.
- At Minnesota (9/27), saw action as a reserve at tight end.
- Against Buffalo (10/13), started at tight end and hauled in three passes for 19 yards. Kept the Titans' third touchdown drive alive with a 12-yard catch on third-and-four in the second quarter.

- Against Houston (10/18), played as a reserve at tight end and led the team with career-bests in receptions (8) and receiving yards (118) to go along with a touchdown. Totaled two catches for 30 yards during the game-tying drive late in the fourth quarter. Gave the Titans a 7-0 lead with a seven-yard touchdown catch in the opening stanza. Kept the Titans' third touchdown drive alive with a five-yard grab on third-and-five in the second quarter. Hauled in a career-long 45-yard reception over the middle in the third quarter.
- Against Pittsburgh (10/25), saw action as a reserve at tight end and caught two passes for seven yards.
- At Cincinnati (11/1), played as a reserve at tight end and collected two receptions for 36 yards.
- Against Chicago (11/8), saw action as a reserve at tight end and caught three passes for 19 yards. Extended the Titans' first touchdown drive with a nine-yard catch on third-and-seven in the second quarter. Extended the Titans' final touchdown drive with a 12-yard reception on third-and-four in the final stanza.
- Against Indianapolis (11/12), played as a reserve at tight end and caught one pass for five yards. Kept a Titans' scoring drive alive with a five-yard catch on third-and-two early in the second quarter.
- At Baltimore (11/22), saw action as a reserve at tight end and hauled in four receptions for 33 yards. Hauled in a 12-yard catch on third-and-10 late in the third quarter to extend a Titans' scoring drive.
- At Indianapolis (11/29), played as a reserve at tight end.

**2019 (15/1, 3/0 - Tennessee):** Saw action in 15 games with one start at tight end and hauled in 14 passes for 204 yards with a touchdown. Was inactive for one contest. Played as a reserve in all three postseason games and snared three receptions for 45 yards with a team-best two receiving touchdowns. Tied for the team lead in receptions twice in 2019 (at IND, at NE). Led the team in receiving yards once in 2019 (at NE).

- At Denver (10/13), played as a reserve at tight end and snared one reception for 25 yards. Made a leaping 25-yard grab over the middle on third-and-12 late in the fourth quarter.
- Against L.A. Chargers (10/20), saw action as a reserve at tight end and hauled in one pass for 27 yards. Helped set up a Titans' touchdown with a 27-yard catch late in the third stanza.
- Against Tampa Bay (10/27), played as a reserve at tight end and hauled in three receptions for 43 yards.
- Against Kansas City (11/10), played as a reserve at tight end and snared three receptions for 36 yards with a touchdown. Cut the Chiefs' lead to 10-7 with a diving nine-yard touchdown catch in the second quarter. Set up the game-winning score with a 20-yard grab over the middle with less than a minute remaining in the fourth quarter.
- At Indianapolis (12/1), saw action as a reserve at tight end and tied for the team lead with three catches for 22 yards. Extended the Titans' opening touchdown drive with a four-yard grab on third-and-two in the first quarter.
- At Oakland (12/8), played as a reserve at tight end and hauled in one reception for 39 yards. Set up a Titans' field goal attempt with a career-long 39-yard reception late in the second quarter.
- Against Houston (12/15), made his first career start at tight end and posted one catch for seven yards.
- At New England (1/4), played as a reserve at tight end in his postseason debut and tied for the team lead with two catches for a team-best 23 yards and a touchdown. Became the first NFL player from Harvard to score a touchdown in a postseason game. Gave the Titans a 7-3 lead with a 12-yard touchdown grab on third-and-10 in the first quarter. Converted a key third-and-eight with an 11-yard catch along the sideline allowing the offense to run more clock late in the fourth quarter.

- At Kansas City (1/19), played as a reserve at tight end and snared a touchdown. Cut the Chiefs' lead to 35-24 with a 22-yard touchdown reception in the final quarter.

**2018 (12/0 - Tennessee):** Played in 12 games in his first season with the Titans. Collected 19 receptions for 225 yards with a touchdown. Was inactive for one contest. Spent three weeks on the team's practice squad early in the season. Tied for the team lead in receptions twice in 2018 (vs. BAL, vs. NYJ). Tied for the team lead in receiving yards once in 2018 (at IND). Saw action in his first career NFL game against Houston (9/16/18). Registered his first career touchdown against N.Y. Jets (12/2/18).

- Against Houston (9/16), made his NFL debut as a reserve tight end and on special teams.
- Against Baltimore (10/14), played as a reserve at tight end and tied for the team lead with two receptions for 25 yards. Snared his first career reception on an 18-yard pass on third-and-six in the second quarter.
- Against New England (11/11), saw action as a reserve at tight end and hauled in one reception for 11 yards. Extended the Titans' third touchdown drive with a leaping, 11-yard grab on third-and-two late in the second quarter.
- At Indianapolis (11/18), played as a reserve at tight end and tied for the team lead with 44 receiving yards on three catches. Extended the Titans' touchdown drive with a 28-yard reception on third-and-eight in the fourth quarter.
- At Houston (11/26), saw action as a reserve at tight end and set career highs with four receptions and 52 receiving yards.
- Against N.Y. Jets (12/2), played as a reserve at tight end and snared three catches for 42 yards with his first career touchdown. Cut the Jets' lead to 16-6 with his first career touchdown, a 12-yard reception, just before halftime. Hauled in a 25-yard catch during the Titans' game-winning touchdown drive.
- Against Jacksonville (12/6), saw action as a reserve at tight end and snagged three passes for 27 yards. Kept the Titans' initial touchdown drive of the second half alive with a 10-yard catch on third-and-eight in the third quarter.
- Against Washington (12/22), saw action as a reserve at tight end and hauled in two receptions for 16 yards. Kept the Titans' second scoring drive alive with a 12-yard catch-and-run reception on third-and-11 in the second quarter.

**2017 (0/0 - Kansas City):** Spent training camp with the Jets but was released prior to the start of the regular season. Signed to the Chiefs practice squad for the final five weeks of the regular season and during the playoffs.

#### **COLLEGE:**

- Appeared in 29 games with 24 starts over four seasons at Harvard (2013-16) and caught 99 passes for 1,559 yards and 14 touchdowns. Ranks 12th all-time in school history in receptions, ninth all-time in receiving yards and sixth all-time in touchdown receptions. Named to the All-Ivy League second team as both a junior and sophomore.
- As a senior (2016), started all 10 games for Harvard and made 45 receptions for 702 yards and seven touchdowns.

- As a junior (2015), started nine games and caught 22 passes for 372 yards and three touchdowns. Named to the All-Ivy League second team for the second consecutive season.

- As a sophomore (2014), appeared in 10 games for Harvard and made 32 catches for 485 yards and four touchdowns. Tied for first on the team in touchdown receptions and ranked second on the squad in both catches and yards. Named to the All-Ivy second team.
- As a freshman (2013), did not see game action.
- Graduated from Harvard in 2017 with a degree in applied mathematics.

#### **PERSONAL:**

- Attended Manalapan (N.J.) High School, where he was named All-Shore Offensive Player of the Year as a senior wide receiver. Also was a two-time All-Shore first team selection.
- Set Manalapan's records in receptions (110), receiving yards (2,118) and touchdown receptions (19).
- Was also a four-year letter winner in basketball.
- He enjoys pencil drawings, jigsaw puzzles and playing online collectible card games.
- Brother, Josh, played football at Wagner.
- Son of Alex and Donna Firkser.
- Follow Firkser on Instagram at @asapfirk.
- Born Anthony Paul Firkser on Feb. 19, 1995 in Manalapan, N.J.

## ANTHONY FIRKSER'S GAME-BY-GAME

2018 Tennessee Titans					RECEIVING				
Date	Opp.	W/L	P/S	No	Yds	Avg	Lg	TD	
Sept 9	@ Mia	L	IA						
Sept 16	Hou	W	p	0	0	-	0	0	
Sept 23	@ Jax	W	PS						
Sept 30	Phi	W	PS						
Oct 7	@ Buf	L	PS						
Oct 14	Bal	L	p	2	25	12.5	18	0	
Oct 21	@ LAC	L	p	0	0	-	0	0	
Nov 5	@ Dal	W	p	0	0	-	0	0	
Nov 11	NE	W	p	1	11	11.0	11	0	
Nov 18	@ Ind	L	p	3	44	14.7	28	0	
Nov 26	@ Hou	L	p	4	52	13.0	20	0	
Dec 2	NYJ	W	p	3	42	14.0	25	1	
Dec 6	Jax	W	p	3	27	9.0	16	0	
Dec 16	@ NYG	W	p	0	0	-	0	0	
Dec 22	Was	W	p	2	16	8.0	12	0	
Dec 30	Ind	L	p	1	8	8.0	8	0	
<b>Totals</b>		<b>9-7</b>	<b>12/0</b>	<b>19</b>	<b>225</b>	<b>11.8</b>	<b>28</b>	<b>1</b>	

2019 Tennessee Titans					RECEIVING				
Date	Opp.	W/L	P/S	No	Yds	Avg	Lg	TD	
Sept 8	@ Cle	W	p	0	0	-	0	0	
Sept 15	Ind	L	p	0	0	-	0	0	
Sept 19	@ Jax	L	p	0	0	-	0	0	
Sept 29	@ Atl	W	IA						
Oct 6	Buf	L	p	0	0	-	0	0	
Oct 13	@ Den	L	p	1	25	25.0	25	0	
Oct 20	LAC	W	p	1	27	27.0	27	0	
Oct 27	TB	W	p	3	43	14.3	23	0	
Nov 3	@ Car	L	p	0	0	-	0	0	
Nov 10	KC	W	p	3	36	12.0	20	1	

Nov 24	Jax	W	p	0	0	-	0	0
Dec 1	@ Ind	W	p	3	22	7.3	13	0
Dec 8	@ Oak	W	p	1	39	39.0	39	0
Dec 15	Hou	L	S	1	7	7.0	7	0
Dec 22	NO	L	p	0	0	-	0	0
Dec 29	@ Hou	W	p	1	5	5.0	5	0
<b>Totals</b>		<b>9-7</b>	<b>15/1</b>	<b>14</b>	<b>204</b>	<b>14.6</b>	<b>39</b>	<b>1</b>

2020 Tennessee Titans					RECEIVING				
Date	Opp.	W/L	P/S	No	Yds	Avg	Lg	TD	
Sept 14	@ Den	W	p	2	5	2.5	6	0	
Sept 20	Jax	W	p	4	45	11.3	16	0	
Sept 27	@ Min	W	p	0	0	-	0	0	
Oct 13	Buf	W	S	3	19	6.3	12	0	
Oct 18	Hou	W	p	8	113	14.1	45	1	
Oct 25	Pit	L	p	2	7	3.5	4	0	
Nov 1	@ Cin	L	p	2	36	18.0	26	0	
Nov 8	Chi	W	p	3	19	6.3	12	0	
Nov 12	Ind	L	p	1	5	5.0	5	0	
Nov 22	@ Bal	W	p	4	33	8.3	12	0	
Nov 29	@ Ind	W	p	0	0	-	0	0	
Dec 6	Cle								
Dec 13	@ Jax								
Dec 20	Det								
Dec 27	@ GB								
Jan 3	@ Hou								
<b>Totals</b>		<b>8-3</b>	<b>11/1</b>	<b>29</b>	<b>282</b>	<b>9.7</b>	<b>45</b>	<b>1</b>	

## ANTHONY FIRKSER'S NFL STATISTICS

REGULAR SEASON		RECEIVING							RUSHING				
Year	Team	GP	GS	No	Yds	Avg	Lg	TD	Att	Yds	Avg	Lg	TD
2017	Kansas City								Practice Squad				
2018	Tennessee	12	0	19	225	11.8	28	1	0	0	-	0	0
2019	Tennessee	15	1	14	204	14.6	39	1	0	0	-	0	0
2020	Tennessee	11	1	29	282	9.7	45	1	0	0	-	0	0
<b>NFL Totals</b>		<b>38</b>	<b>2</b>	<b>62</b>	<b>711</b>	<b>11.5</b>	<b>45</b>	<b>3</b>	<b>0</b>	<b>0</b>	<b>-</b>	<b>0</b>	<b>0</b>

PLAYOFFS		RECEIVING							RUSHING				
Year	Team	GP	GS	No	Yds	Avg	Lg	TD	Att	Yds	Avg	Lg	TD
2019	Tennessee	3	0	3	45	15.0	22t	2	0	0	-	0	0
<b>NFL Totals</b>		<b>3</b>	<b>0</b>	<b>3</b>	<b>45</b>	<b>15.0</b>	<b>22t</b>	<b>2</b>	<b>0</b>	<b>0</b>	<b>-</b>	<b>0</b>	<b>0</b>

### Single-Game Highs

Receptions - **8 vs. Houston (10/18/20)**  
 Receiving Yards - **113 vs. Houston (10/18/20)**  
 Long Reception - **45 vs. Houston (10/18/20)**  
 Touchdowns - **1 (Three times, last vs. Houston 10/18/20)**

### Playoff Single-Game Highs

Receptions - 2 at New England (1/4/20)  
 Receiving Yards - 23 at New England (1/4/20)  
 Long Reception - 22t at Kansas City (1/19/20)  
 Touchdowns - 1 (Twice, last at Kansas City 1/19/20)



# 45 D'ONTA FOREMAN

RUNNING BACK • 6'1" • 236 LBS • COLLEGE: TEXAS

ACQUIRED: FREE AGENT - 2020 • NFL EXPERIENCE (NFL/TITANS): 3/1

HOMETOWN: TEXAS CITY, TEXAS

GAMES PLAYED/GAMES STARTED: 16/1 (PLAYOFFS: 1/0)

**PRO:** The Titans signed D'Onta Foreman to the practice squad during Week 4 of the 2020 season to bring depth and experience to the running back corps. The 6-foot-1-inch, 236-pounder was originally drafted by the Houston Texans in the third round (89th overall) of the 2017 NFL Draft. The University of Texas product has appeared in 11 NFL contests with one start over two seasons (2017-18) for the Texans and posted 326 rushing yards on 85 carries with two rushing touchdowns, as well as eight catches for 111 yards with a receiving score. The Texas City, Texas native has also spent time with the Indianapolis Colts prior to arriving in Tennessee.

#### TITANS TIDBITS:

- Foreman was a consensus All-American in 2016, making him the first Texas running back to earn those honors since Ricky Williams in 1998. Foreman also won the 2016 Doak Walker Award, the 2016 Earl Campbell Tyler Rose Award, and was a 2016 Heisman Trophy candidate.
- His twin brother, Armanti, was a wide receiver for the Longhorns.
- Foreman's son, D'Onta Jr., was born prematurely in September 2016 and passed away on Nov. 5, 2016 due to an intestinal infection. On the day of his passing, Foreman carried Texas to a road win at Texas Tech and rushed 33 times for 341 yards and three touchdowns, all career-high marks. "It was just something about that game, it was like, 'I'm doing it for my son. I'm leaving it all out here,'" Foreman said.
- Foreman founded the D'Onta Foreman Family Foundation, which advocates for fathers to become more involved in their children's lives.

#### CAREER TRANSACTIONS:

- The Texas City, Texas native was originally selected by the Houston Texans in the third round (89th overall) of the 2017 NFL Draft.
- Waived by the Texans on Aug. 4, 2019.
- Claimed off of waivers by the Indianapolis Colts on Aug. 5, 2019.
- Waived by the Colts on Aug. 24, 2019.
- Signed by the Titans to the team's practice squad on Sept. 29, 2020.
- Activated from the practice squad to the active roster standard elevation on Oct. 31, 2020.
- Signed by the Titans to their active roster from the practice squad on Nov. 7, 2020.

#### SEASON RECAPS:

##### 2020 (5/0 - Tennessee):

- At Cincinnati (11/1), made his Titans debut as a reserve at running back and rushed five times for 37 yards. It was his first appearance in an NFL contest since 2018.
- Against Chicago (11/8), played as a reserve at running back and carried the ball five times for 11 yards.
- Against Indianapolis (11/12), saw action as a reserve at running back and rushed seven times for 18 yards while adding a touchdown reception. Gave the Titans an early 7-0 lead with a five-yard touchdown catch in the right flat in the opening stanza.
- At Baltimore (11/22), saw limited action at running back and rushed once for one yard.
- At Indianapolis (11/29), played as a reserve at running back and rushed four times for 28 yards.

**2019 (0/0 - Indianapolis):** Spent a portion of training camp with the Colts before being waived-injured.

**2018 (1/0; 1/0 - Houston):** Appeared in one game and one postseason contest while with the Houston Texans. Finished with two receptions for

28 yards and one touchdown, and rushed seven times for -1 yard in the regular season. Carried the ball once for three yards in the playoffs. Was on the physically unable to perform list Weeks 1-13. Was inactive for Weeks 14-15 and Week 17.

- At Philadelphia (12/23), caught two passes for 28 yards and one touchdown, his first career receiving score, in his season debut.
- Against Indianapolis on Wild Card Weekend (1/5/19), carried the ball once for three yards.

**2017 (10/1 - Houston):** Saw action in 11 games with one start as a rookie before being placed on injured reserve. Rushed 78 times for 327 yards and two touchdowns, and caught six passes for 83 yards.

- Against Jacksonville (9/10), made his NFL debut and carried the ball once for four yards.
- At New England (9/24), tallied eight rushes for 25 yards and made two catches for a career-best 65 yards. Led the team with 90 all-purpose yards.
- Against Tennessee (10/1), recorded a career-high 13 carries for 45 yards.
- Against Cleveland (10/15), carried the ball 12 times for 59 yards including a career-long 39-yard gain.
- At Los Angeles Rams (11/12), made his first career start and rushed seven times for 18 yards.
- Against Arizona (11/19), carried the ball 10 times for a career-high 65 yards and two touchdowns. Also caught three passes for 15 yards.

#### COLLEGE:

- Played in 28 games with 10 starts over three seasons at the University of Texas (2014-16). Totaled 433 carries for 2,782 yards and 20 touchdowns as a Longhorn. His 2,782 rushing yards ranks ninth in school history. Posted 15 career 100-yard rushing games, including a school-best 13 consecutive performances to end his career at Texas. Added 13 receptions for 146 yards.
- As a junior (2016), appeared in 11 games with 10 starts and carried the ball 323 times for 2,028 yards and 15 touchdowns. Posted 100-yard rushing games in all 11 contests. Added seven catches for 75 yards. His 2,028 rushing yards were the second-most in program history and in the top 20 for most in a single season in NCAA history. Was a consensus All-American, making him the first Texas running back to earn that honor since Ricky Williams in 1998. Awarded the 2016 Doak Walker Award, the 2016 Earl Campbell Tyler Rose Award, and finished eighth in Heisman Trophy voting. Was a unanimous first-team All-Big 12 selection by conference coaches and Associated Press. Earned first-team All-American recognition by Associated Press, Sporting News, Football Writers Association of America, American Football Coaches Association, ESPN.com, Sports Illustrated, FOX Sports, CBS Sports, Phil Steele and USA Today.
- As a sophomore (2015), saw action in 10 games and rushed 95 times for 681 yards and five touchdowns. Added five receptions for 64 yards. Finished eighth in the Big 12 with a team-high 681 rush yards. Ranked seventh in the league with four 100-yard games. Earned second-team Academic All-Big 12 recognition.
- As a true freshman (2014), played in seven games as a reserve and on special teams. Rushed 15 times for 73 yards and caught one seven-yard pass.

#### PERSONAL:

- Attended Texas City (Texas) High School where he rushed for 4,382 yards and 61 touchdowns in his career.
- Four-time district honoree and named second-team 4A All-State as a running back by the Associated Press as a senior in 2013 after rushing for



2,102 yards and 31 touchdowns on 202 carries.

- Shared District 24-4A MVP honors with his twin brother, Armanti, in 2013.
- Tabbed first-team All-District 24-4A as a running back and second-team All-District 24-4A as a linebacker as a junior in 2012. Rushed 112 times for 1,073 and 18 touchdowns.
- Ranked as the No. 67 running back nationally and No. 143 player in Texas by 247 Sports.
- Has one brother, Armanti.
- Has a daughter, Nike, and a son, Master.
- Son of Derrick Foreman and Shawn Smith.

- Follow Foreman on Twitter @D33\_foreman and Instagram at @iamdeeforeman.
- Born D'Onta Foreman on April 24, 1996 in Texas City, Texas.

## D'ONTA FOREMAN'S GAME-BY-GAME

2017 Houston Texans				RUSHING					RECEIVING							
Date	Opp	W/L	P/S	Att	Yds	Avg	Lg	TD	No	Yds	Avg	Lg	TD			
Sept 10	Jax	L	p	1	4	4.0	4	0	0	0	-	-	0			
Sept 14	@ Cin	W	p	12	40	3.3	9	0	0	0	-	-	0			
Sept 24	@ NE	L	p	8	25	3.1	5	0	2	65	32.5	34	0			
Oct 1	Ten	W	p	13	45	3.5	16	0	0	0	-	-	0			
Oct 8	KC	L	p	4	34	8.5	25	0	1	3	3.0	3	0			
Oct 15	Cle	W	p	12	59	4.9	39	0	0	0	-	-	0			
Oct 29	@ Sea	L	p	0	0	-	-	0	0	0	-	-	0			
Nov 5	Ind	L	p	11	37	3.4	8	0	0	0	-	-	0			
Nov 12	@ LAR	L	S	7	18	2.6	6	0	0	0	-	-	0			
Nov 19	Ari	W	p	10	65	6.5	34t	2	3	15	5.0	8	0			
Nov 27	@ Bal	L		Placed on injured reserve on Nov. 22, 2017												
Dec 3	@ Ten	L														
Dec 10	SF	L														
Dec 17	@ Jax	L														
Dec 25	Pit	L														
Dec 31	@ Ind	L														
<b>Totals</b>				<b>4-12</b>	<b>10/1</b>		<b>78</b>	<b>327</b>	<b>4.2</b>	<b>39</b>	<b>2</b>	<b>6</b>	<b>83</b>	<b>13.8</b>	<b>34</b>	<b>0</b>

2018 Houston Texans				RUSHING					RECEIVING				
Date	Opp	W/L	P/S	Att	Yds	Avg	Lg	TD	No	Yds	Avg	Lg	TD
Sept 9	@ NE	L	PUP										
Sept 16	@ Ten	L	PUP										
Sept 23	NYG	L	PUP										
Sept 30	@ Ind	W	PUP										
Oct 7	Dal	W	PUP										
Oct 14	Buf	W	PUP										
Oct 21	@ Jax	W	PUP										
Oct 25	Mia	W	PUP										
Nov 4	@ Den	W	PUP										
Nov 18	@ Was	W	PUP										

Nov 26	Ten	W	PUP													
Dec 2	Cle	W	PUP													
Dec 9	Ind	L	IA													
Dec 15	@ NYJ	W	IA													
Dec 23	@ Phi	L	p	7	-1	-0.1	2	0	2	28	14.0	20t	1			
Dec 30	Jax	W	IA													
<b>Totals</b>				<b>11-5</b>	<b>1/0</b>		<b>7</b>	<b>-1</b>	<b>-0.1</b>	<b>2</b>	<b>0</b>	<b>2</b>	<b>28</b>	<b>14.0</b>	<b>20t</b>	<b>1</b>

Playoffs				RUSHING					RECEIVING							
Date	Opp	W/L	P/S	Att	Yds	Avg	Lg	TD	No	Yds	Avg	Lg	TD			
Jan 5	Ind	L	p	1	3	3.0	3	0	0	0	-	-	0			
<b>Totals</b>				<b>0-1</b>	<b>1/0</b>		<b>1</b>	<b>3</b>	<b>3.0</b>	<b>3</b>	<b>0</b>	<b>0</b>	<b>0</b>	<b>-</b>	<b>-</b>	<b>0</b>

2020 Tennessee Titans				RUSHING					RECEIVING							
Date	Opp	W/L	P/S	Att	Yds	Avg	Lg	TD	No	Yds	Avg	Lg	TD			
Oct 13	Buf	W	PS													
Oct 18	Hou	W	PS													
Oct 25	Pit	L	PS													
Nov 1	@ Cin	L	p	5	37	7.4	15	0	0	0	-	0	0			
Nov 8	Chi	W	p	5	11	2.2	3	0	0	0	-	0	0			
Nov 12	Ind	L	p	7	18	2.6	8	0	1	5	5.0	5t	1			
Nov 22	@ Bal	W	p	1	1	1.0	1	0	0	0	-	0	0			
Nov 29	@ Ind	W	p	4	28	7.0	12	0	0	0	-	0	0			
Dec 6	Cle															
Dec 13	@ Jax															
Dec 20	Det															
Dec 27	@ GB															
Jan 3	@ Hou															
<b>Totals</b>				<b>5-3</b>	<b>5/0</b>		<b>22</b>	<b>95</b>	<b>4.3</b>	<b>15</b>	<b>0</b>	<b>1</b>	<b>5</b>	<b>5.0</b>	<b>5t</b>	<b>1</b>

## D'ONTA FOREMAN'S NFL STATISTICS

REGULAR SEASON			RUSHING						RECEIVING				
Year	Team	GP	GS	No	Yds	Avg	Lg	TD	Att	Yds	Avg	Lg	TD
2017	Houston	10	1	78	327	4.2	39	2	6	83	13.8	34	0
2018	Houston	1	0	7	-1	-0.1	2	0	2	28	14.0	20t	1
2020	Tennessee	5	0	22	95	4.3	15	0	1	5	5.0	5t	1
<b>NFL Totals</b>		<b>16</b>	<b>1</b>	<b>107</b>	<b>421</b>	<b>3.9</b>	<b>39</b>	<b>2</b>	<b>9</b>	<b>116</b>	<b>12.9</b>	<b>34</b>	<b>2</b>

PLAYOFFS			RUSHING						RECEIVING				
Year	Team	GP	GS	No	Yds	Avg	Lg	TD	Att	Yds	Avg	Lg	TD
2018	Houston	1	0	1	3	3.0	3	0	0	0	-	-	0
<b>NFL Totals</b>		<b>1</b>	<b>0</b>	<b>1</b>	<b>3</b>	<b>3.0</b>	<b>3</b>	<b>0</b>	<b>0</b>	<b>0</b>	<b>-</b>	<b>-</b>	<b>0</b>

### Single-Game Highs

- Rushes - 13 vs. Tennessee (10/1/17)
- Rushing Yards - 65 vs. Arizona (11/19/17)
- Long Rush - 39 vs. Cleveland (10/15/17)
- Rushing Touchdowns - 2 vs. Arizona (11/19/17)
- Receptions - 3 vs. Arizona (11/19/17)
- Receiving Yards - 65 at New England (9/24/17)
- Long Reception - 34 at New England (9/24/17)

Receiving Touchdowns - 1 (Twice, last vs. Indianapolis 11/12/20)

### Playoff Single-Game Highs

- Rushes - 1 vs. Indianapolis (1/5/19)
- Rushing Yards - 3 vs. Indianapolis (1/5/19)
- Long Rush - 3 vs. Indianapolis (1/5/19)



# 3 STEPHEN GOSTKOWSKI

KICKER • 6'1" • 215 LBS • COLLEGE: MEMPHIS

ACQUIRED: FREE AGENT - 2020 • NFL EXPERIENCE (NFL/TITANS): 15/1

HOMETOWN: MADISON, MISS.

GAMES PLAYED/GAMES STARTED: 215/0 (PLAYOFFS: 28/0)



Super Bowl: 2014, 2016, 2018



Pro Bowl: 2008, 2013, 2014, 2015

**PRO:** The Titans signed veteran kicker Stephen Gostkowski following training camp in early September 2020. After entering the NFL as a fourth-round pick of the New England Patriots in 2006, the 6-foot-1-inch, 215-pounder spent the next 14 years with the club, earning four Pro Bowl selections and three Super Bowl championships. He became the franchise's all-time leading scorer with 1,775 points over 204 regular season games and also added 205 points in the postseason to rank second in NFL history in playoff scoring. At the end of the 2019 campaign, his 87.4 percent success rate on field goals made him the fifth-most accurate kicker in NFL history.

### CAREER HIGHLIGHTS:

- Finished his Patriots' career as the franchise's all-time leader with 1,775 career points and 374 field goals. Enters 2020 in 12th place on the NFL's all-time scoring list and 15th in field goals.
- During his time in New England (2006-19), Gostkowski hit 374 of 428 career field goal attempts, and his 87.4 percent accuracy rate is the highest in Patriots history and is fifth-best in NFL history.
- Gostkowski has been selected to the Pro Bowl four times (2008, 13-15), named Associated Press All-Pro first team in 2008 and 2015 and AP All-Pro second team in 2014.
- With 151 points in 2015, Gostkowski became one of three players to lead the league in scoring for at least five seasons, and with 156 points in 2017, became the first player in NFL history with five separate 150-point seasons.
- In 2013, Gostkowski finished with a career-high and NFL-leading 158 points, surpassing Gino Cappelletti's Patriots record of 155 set in 1964. The 158 points tied for fifth-most in NFL history among kickers. Also broke his own Patriots single-season record and led the NFL with 38 successful field goals, tied for sixth-most in NFL history.
- Gostkowski became the first player in NFL history to reach the 1,000-point plateau in under 120 games (119).
- Gostkowski converted 478 consecutive extra points in the regular season from 2006-16, an NFL record.
- Gostkowski is tied for second all-time with 39 postseason field goals and second on the NFL postseason points list with 205.

### TITANS TIDBITS:

- Coming out of high school, Gostkowski received an athletic scholarship to pitch for the University of Memphis baseball team. He made the football team as a walk-on and finished his college career as the team's all-time leading scorer with 369 points.

### CAREER TRANSACTIONS:

- The Madison, Miss., native was originally selected by the New England Patriots in the fourth round (118th overall) of the 2006 NFL Draft.
- Signed by the Patriots as an unrestricted free agent on April 10, 2019.
- Released by the Patriots on March 23, 2020.
- Signed by the Titans as a free agent on Sept. 3, 2020.

### SEASON RECAPS:

**2020 (11/0 - Tennessee):** Has connected on 12 career game-winning field goals (including playoffs), including three in 2020 (at DEN, vs. JAX, at MIN). Became the first player since the 1970 NFL-AFL merger to kick a game-winning field goal in the final two minutes of regulation in each of his team's first three games of the season. Named AFC Special Teams Player of the Week after connecting on a career-best six-of-six field goals (39, 31, 30, 51, 54, 55) and his lone extra point chance tying his career-high with 19 points for Week 3 at Minnesota (9/27/20). Named AFC Special Teams

Player of the Month for September after making good on nine of 12 field goals, including game-winning field goals in each of the Titans' victories.

- At Denver (9/14), made his Titans debut and connected on one of four field goals (25) and one of two extra point chances. Posted four touchbacks on four kickoffs. Gave the Titans a 16-14 victory by nailing a 25-yard field goal with 17 seconds remaining in the game.
- Against Jacksonville (9/20), nailed both field goals (51, 49) and three of four extra points. Posted five touchbacks on six kickoffs. Increased the Titans lead to 24-10 with a 51-yard field goal as time expired in the first half. Made good on a 49-yard game-winning field goal with 1:36 remaining in the game. Became the first kicker since Adam Vinatieri with New England in 1999 to make a game-winning field goal in the final two minutes of regulation in each of his team's first two games of a season.
- At Minnesota (9/27), named AFC Special Teams Player of the Week after connecting on a career-best six-of-six field goals (39, 31, 30, 51, 54, 55) and his lone extra point chance tying his career-high with 19 points. In his 15-year career, he previously made five total field goals on two occasions, most recently against Kansas City on Oct. 14, 2018. Hit three field goals of at least 50 yards in distance for the first time in his career. Gave the Titans an early 3-0 lead with a 39-yard field goal in the first quarter. Extended the Titans' lead to 6-0 with a 31-yard field goal in the opening stanza. Nailed a 30-yard field goal which cut the Vikings advantage to 14-9 in the second quarter. Made a 51-yard field goal midway through the third quarter to cut the Vikings' lead to 17-12. Trimmed the Minnesota lead to 30-28 with a 54-yard field goal in the fourth quarter. Made his third game-winning field goal in as many games with a 55-yard connection with 1:44 left to play in the final stanza.
- Against Buffalo (10/13), connected on all six extra point chances in the victory.
- Against Houston (10/18), made good on all four extra point chances. Missed a field goal (37) and had another attempt blocked (27). Collected four touchbacks on six kickoffs.
- Against Pittsburgh (10/25), converted one of two field goals (51) and all three extra point tries. Cut the Steelers lead to 27-17 with a 51-yard field goal late in the third quarter.
- At Cincinnati (11/1), connected on both extra point chances and had a 53-yard field goal hit off the upright.
- Against Chicago (11/8), made good on his lone field goal (40) and all three extra point chances. Gave the Titans a 3-0 lead with a 40-yard field goal in the opening quarter.
- Against Indianapolis (11/12), connected on one of two field goals (50) and both extra point chances. Gave the Titans a 10-3 advantage with a 50-yard field goal early in the second quarter.
- At Baltimore (11/22), made good on all three field goals (40, 40, 22) and his lone extra point chance. Cut the Ravens' lead to 14-10 with a 40-yard field goal with less than a minute remaining in the second quarter. Nailed another 40-yard field goal in the third stanza. Inched the Titans closer with a 22-yard field goal making the score 21-16 early in the fourth quarter.
- At Indianapolis (11/29), made goal on his lone field goal attempt (49) and all six extra point chances. Increased the Titans' lead to 38-14 with a 49-yard field goal late in the third quarter.

**2019 (4/0, 0/0 - New England):** Played in four regular season contests and converted seven of eight field goal attempts and 11 of 15 extra points before being placed on injured reserve on Oct. 2.

- Against Pittsburgh (9/8), contributed to the season-opening victory by making all four of his field goal attempts and all three extra points.
- At Miami (9/15), made a 28-yard field goal and four extra points in the win.
- Against N.Y. Jets (9/22), converted three of four extra point attempts

and a 37-yard field goal in the win. Registered seven touchbacks on nine kickoffs.

**2018 (16/0, 3/0 - New England):** Played in all 16 regular season games and converted 27 of 32 field goal attempts and 49 of 50 extra points, good for fifth in the NFL with 130 points. Appeared in all three playoff contests and successfully converted five of six field goals and all 10 extra point attempts. Earned AFC Special Teams Player of the Month for October after converting 11 of 12 field goal attempts, 15 of 15 extra points and booting 17 touchbacks over a four-game span during the month.

- Against Kansas City (10/14), connected on all five of his field goal attempts to tie a career-high, including a game-winning 28-yard attempt as time expired to give the Patriots the win. Also converted a 50-yard field goal with three minutes remaining to push the Patriots lead to seven before Kansas City tied the game on the next possession, leading to the game-winning kick by Gostkowski on the ensuing possession. Also made all four of his extra point attempts. His 19 points tied a single-game career high.
- At N.Y. Jets (11/25), converted field goal attempts of 34 and 32 yards and all three extra point attempts in the victory.
- At Kansas City (1/20), made his lone field goal attempt of 47 yards and made all four extra point attempts in the AFC Championship victory.
- Against the L.A. Rams (2/3), nailed field goals of 42 and 41 yards, with the latter effectively icing the game with under two minutes left to play by extending the New England lead to two scores in the Super Bowl LIII victory. Also converted his lone extra point attempt.

**2017 (16/0, 3/0 - New England):** Played in all 16 regular season games and converted 37 of 40 field goal attempts and 45 of 47 extra points, finishing second in the NFL in scoring with 156 points. Appeared in all three postseason contests and converted three-of-five field goals and 11-of-12 extra points.

- Against Carolina (10/1), converted all four field goal attempts including a then-franchise record 58-yard field goal at the end of the first half that was the longest field goal ever made at Gillette Stadium. Also made both extra point attempts.
- Against L.A. Chargers (10/29), made four of six field goal attempts, including a 26-yarder with 1:08 left in the fourth quarter that gave the Patriots an eight-point lead in their victory. Also converted his lone extra point attempt.
- At Oakland (11/19), named AFC Special Teams Player of the Week following his performance in the Week 11 win in Mexico City, in which he set a new franchise record by converting a 62-yard field goal. Converted all three extra point attempts and all four field goal attempts. Also converted a 51-yard attempt, marking the third time in his career he successfully converted two 50-yard attempts in a single game. His 15 total points moved him into the top-20 all-time in total points.

**2016 (16/0, 3/0 - New England):** Played in all 16 regular season games and converted 27 of 32 field goals and 46 of 49 extra points. Appeared in all three postseason contests, converting all seven field goal attempts and seven of nine extra point attempts. His 28 points helped move him into third place on the all-time postseason scoring list with 160 points. Earned AFC Special Teams Player of the Week honors following his performances in a Week 1 victory at Arizona and Week 13 win vs. Los Angeles.

- At Arizona (9/11), converted all three field goal attempts, including a 47-yarder, a 53-yarder and the game-winning 32-yarder, and connected on both extra point attempts in the season-opener. Earned AFC Special Teams Player of the Week honors for his Week 1 performance.
- At Buffalo (10/30), finished the game with two successful field goal attempts, including a 51-yard field goal in the win. Was perfect on extra point attempts, converting all five tries.
- At N.Y. Jets (11/27), made good on three of four field goal attempts in the win, including a 41-yarder in the fourth quarter to pull within one point of the Jets in a 22-17 comeback victory. Also was successful on his lone extra point try.
- Against Los Angeles (12/4), converted all four field goal attempts and both extra points. Earned his second AFC Special Teams Player of the Week award of the season for his performance.
- At Denver (12/18), accounted for 10 of the Patriots 16 points in the win after making good on three of three field goal attempts and succeeding on the game's lone extra point attempt.
- Against N.Y. Jets (12/24), became the 30th NFL player to reach 300 career field goals with a 29-yard field goal in the first quarter of the win. Finished the day two of two on field goal attempts and made good on all five extra point attempts.

• Against Houston (1/14), moved past Jerry Rice into sole possession of fourth place in most postseason points in NFL history after making good on two field goal attempts and four extra points to put up 10 total points in the Divisional Round victory. Also tied Adam Vinatieri with 26 field goals made in Patriots postseason history.

• Against Pittsburgh (1/22), became the Patriots' all-time leader in postseason field goals after his 31-yard field goal in the first quarter of the AFC Championship Game. Finished the day three of three on field goal attempts and three of four on extra point attempts.

• Against Atlanta (2/5), successfully converted field goals of 41 and 33 yards in Super Bowl LI and kickoff duty limited Atlanta's field position throughout the game, especially in the fourth quarter. Moved into fourth all-time in postseason field goals with 31, becoming one of only four players in NFL history with 30 postseason field goals.

**2015 (16/0, 2/0 - New England):** Selected to his fourth career Pro Bowl. Earned Associated Press All Pro first-team honors, named to the Sporting News All-Pro team and to the Pro Football Writers Association All-NFL team. Played in all 16 regular season games and led the NFL in scoring (151 points) for the fourth consecutive season and fifth time in his career. Became the first player in NFL history with four seasons of 150 or more points and entered 2016 with an NFL record 463 consecutive extra points made. Moved past Adam Vinatieri (263) to become the Patriots all-time leader with 276 field goals and set a new team record by converting 31 consecutive field goals. Earned AFC Special Teams Player of the Month honors for September and AFC Special Teams Player of the Week following his performances in Week 7 and Week 10. Appeared in both playoff games, converting three of four extra point attempts and all four field goal attempts.

- Against Jacksonville (9/27), converted all six extra points and all three field goals in the win.
- At Dallas (10/11), converted three of three field goals and all three extra point attempts in the win, including a career-long 57-yarder that tied Adam Vinatieri's record for the longest field goal in team history.
- At N.Y. Giants (11/15), connected on two of two field goals and three of three extra points in the win. Gostkowski's second field goal was from 54 yards with one second remaining in the game. The kick marked the seventh game-winning field goal of his career.
- At Denver (11/29), converted three of three extra points and a 47-yard field goal in the snow during the final seconds of the fourth quarter to send the game into overtime.
- Against Philadelphia (12/6), made all four extra point attempts and executed a successful inside kick in the fourth quarter, marking the third successful inside kick of his career.

**2014 (16/0, 3/0 - New England):** Named to his third career Pro Bowl and earned Associated Press All-Pro second-team honors after leading the league in points (156) and field goals made (35). Also set a team record with his 94.6 field goal percentage (35-of-37).

- Against Cincinnati (10/5), connected on a career high five of five field goals and tacked on four of four extra points for a career-high 19 points in the win.
- At Buffalo (10/12), converted three of four field goals, including a season-long 53-yarder, and tacked on four extra points in the win.
- Against Detroit (11/23), passed Gino Cappelletti for second on the Patriots all-time scoring list after converting two-of-two field goals and tacking on four-of-four extra points in the win.
- Against Miami (12/14), became the Patriots all-time leading scorer (1,165 points) after converting two-of-two field goals and five-of-five extra points in the win.
- Against Baltimore (1/10), converted five of five extra points in the AFC Divisional win, becoming just the seventh player in NFL history with at least 100 kicking points in the postseason.
- Against Indianapolis (1/18), made a 21-yard field goal and tacked on six of six extra points in the AFC Championship Game win, becoming just the 11th player to make at least 20 career postseason field goals.
- Against Seattle (2/1), converted four-of-four extra points in the Super Bowl XLIX win to tie Adam Vinatieri (117) for most postseason kicking points in Patriots history and move into fourth place on the NFL's all-time postseason kicking points list. Kicked touchbacks on all five kickoff attempts in the Super Bowl, becoming the first kicker in NFL history to prevent a kickoff return in a Super Bowl in NFL history.

**2013 (16/0, 2/0 - New England):** Earned Pro Bowl honors for the second time in his career. Played in all 16 regular season games and finished first



in the NFL with 158 total points, a single-season career high and a Patriots team record, surpassing the 155 total points scored by Gino Cappelletti in 1964. Became one of six players in NFL history to lead the league in scoring in three separate seasons. Converted 38 of 41 field goals, setting the franchise record for most field goals in a season. His 92.7 conversion rate was second-highest in team history. The 38 field goals tied for fifth-most in a single season in NFL history. Reached the 1,000 point mark in his 119th career game, the only player in NFL history to reach that mark in fewer than 120 games. Set a then career-high with 21 consecutive field goals made in 2013, falling just two games shy of Adam Vinatieri's franchise record. Earned AFC Special Teams Player of the Month honors for October. Played in both playoff games and converted all six extra points and the lone field goal he attempted.

- At Buffalo (9/8), nailed a game-winning 35-yard field goal with five seconds left to give the Patriots a 23-21 season-opening win.
- Against New Orleans (10/13), connected on all three field goal attempts, including a then career-long 54-yarder in the third quarter.
- At N.Y. Jets (10/20), successfully converted three extra points and two field goal attempts, including a 44-yard try with 16 seconds left to tie the score and send the game into overtime.
- Against Denver (11/24), hit his third career regular season game-winning field goal in overtime to cap a Patriots 34-31 comeback win. Also set a new team record by scoring in his 102nd straight game.
- At Houston (12/1), connected on a game-winning field goal for the second straight game and fourth time in his regular-season career. Ended his then career-long streak of 21 straight conversions when he missed a 55-yard attempt in the second quarter. It was the second-longest streak in a single season in team history.
- Against Cleveland (12/8), made his 200th career field goal and reached 30 field goals in a season for the second time after setting the franchise record with 36 in 2008. Squibbed the first onside kick recovered by the Patriots since 1995, and first that led to a win since 1964, with 1:01 left that led to the game-winning touchdown. Gostkowski's 50-yard field goal in the fourth quarter was his 13th in 2013 of 40 or more yards to set a new team mark.
- At Baltimore (12/22), became the third player in team history to reach 1,000 points after two extra points in the first quarter, joining Adam Vinatieri (1,158) and Gino Cappelletti (1,130).
- Against Indianapolis (1/11), converted all six extra point attempts in the Divisional Playoff and was forced into punting duties for the first time in his career after Ryan Allen left in the second quarter with a shoulder injury and did not return. Finished with five punts for 209 yards (41.8 avg), including two 50-plus yard kicks.

**2012 (16/0, 2/0 - New England):** Finished the regular season with an NFL-best and then-career-high 153 points, connecting on all 66 extra point attempts and 29 of 35 field goals.

- Against Arizona (9/16), hit four-of-five field goal attempts. Became the first player in Patriots history to connect on two 50-yard field goals in the same game when he drilled a 51-yarder in the third quarter and tied his career long with a 53-yarder in the fourth quarter.
- Against N.Y. Jets (10/21), converted two key field goals in the overtime win. The first was a 43-yard field goal to tie the game as time expired in regulation; the second was a 48-yarder in overtime to give the Patriots a 29-26 lead and the eventual victory.

**2011 (16/0, 3/0 - New England):** Played in all 16 games and finished the regular season 59 for 59 on extra points and 28 for 33 on field goal attempts, scoring 143 points, fourth most in team history. Added six special teams tackles. Appeared in all three playoff games, kicking 10 extra points and successfully converting five field goal attempts.

- At N.Y. Jets (11/13), connected on field goals from 36, 37 and a season-long 50 yards, accounting for a season-high 13 points in the 37-16 win. Made two special teams tackles.
- Against Miami (12/24), made a touchdown-saving special teams tackle during the third quarter of the Patriots 17-point come-from-behind win.
- Against Baltimore (1/22), made all three field goal attempts from 29, 35 and 24 yards and both extra points in a three-point AFC Championship win.

**2010 (8/0, 0/0 - New England):** Played in the first eight games of the season, converting 10 of 13 field goal attempts and all 26 of his attempted extra points. Placed on injured reserve with a thigh injury on Nov. 10, 2010.

- Against Baltimore (10/17), nailed a game-winning 35-yard field goal with 1:56 remaining in overtime, marking his first career game-winning overtime field goal in his first career opportunity. Also made a 24-yard field goal to tie

the game at 20 with 1:51 remaining in regulation and a 26-yard field goal in the first quarter.

**2009 (16/0, 1/0 - New England):** Kicked in all 16 games and connected on 26 of 31 field goals and 47 of 47 extra points for 125 total points. Finished the season with 513 career points to move into fourth place on the franchise scoring list.

- Against Buffalo (9/14), recovered a key fumble in the fourth quarter of the season-opener, diving on a Leodis McKelvin fumble on a kickoff return that was forced by Pierre Woods, giving the Patriots possession at the 31-yard line to help set up the go-ahead touchdown in a come-from-behind 25-24 Patriots win.
- Against Atlanta (9/27), passed Stanley Morgan (408 points) to move into fifth place on the Patriots all-time scoring list during the victory. Tied his career-high with four field goals in the win over the Falcons.
- At Denver (10/11), set a then-career-long with a 53-yard field goal, besting a 52-yard field goal he had vs. Chicago (11/26/06).
- Against Tennessee (10/18), tied a team record with eight extra points.
- Against Miami (11/8), named AFC Special Teams Player of the Week after tying his then-career-high with four field goals (30, 38, 34 and 40) in the Patriots 27-17 victory.
- Against Carolina (12/13), went over 100 points on the season with two field goals and two extra points. His 47-yard field goal was the 100th field goal of his career.

**2008 (16/0 - New England):** Selected to the Pro Bowl for the first time in his career and named to the Associated Press All-Pro first team. Set a Patriots single-season record and led the NFL with 36 field goals. Led the NFL with 148 points, the most by a Patriots player since the 1970 AFL-NFL merger and the second highest total in team history (Gino Cappelletti, 155 in 1964). Connected on 90 percent of his field goal tries (36 of 40), tying the third highest single-season field goal percentage in team history. Also selected as an All-Pro by ESPN.com, SI.com, The Sporting News and Pro Football Weekly. Named AFC Special Teams Player of the Month for the month of October, when he made nine of 10 field goal attempts.

- At N.Y. Jets (9/14), tied a then single-game career high with four field goals attempted.
- Against Arizona (12/21), set a then-single-game career high with 17 points (five extra point attempts and four field goals) in a snowstorm.

**2007 (16/0, 3/0 - New England):** Finished with a then-career-high 137 points for the season while successfully making 21 of 24 field goal attempts. Set a then-NFL record for extra point attempts while going a perfect 74 for 74.

- At Dallas (10/14), tallied a season-high 12 points while going six of six on extra point attempts and two of two on field goal attempts.
- At Buffalo (11/18), set career-highs in extra points made and extra points attempted with eight in the Patriots' dominating 56-10 win.
- At N.Y. Giants (12/29), tied a season-high with 12 points in the season finale, kicking a season-high three field goals and knocking in three extra points to finish the season a perfect 74 for 74 in extra point attempts.
- Against Jacksonville (1/12), connected on all four extra point attempts while making one-of-two field goal tries in the Patriots win in the AFC Divisional Playoff.

**2006 (16/0, 3/0 - New England):** Saw action in all 16 regular season contests and three postseason games and made good on 20 of 26 field goals and 43 of 44 extra point opportunities in his rookie season. Made 18 of his last 21 field goal attempts in the regular season. Finished fifth in the AFC with 12 touchbacks. Connected on all eight of his field goal attempts in the 2006 postseason.

- Against Buffalo (9/10), connected on his first career NFL field goal from 32 yards out in the Patriots 19-17 victory.
- Against Houston (12/17), made on all four field goal attempts and all of his extra point opportunities.
- Against N.Y. Jets (1/7), made good on all three field goal attempts and all four extra point opportunities in the Wild Card game.
- At San Diego (1/14), gave the Patriots a 3-0 lead with a 50-yard field goal in the first quarter of the Divisional Playoff game. Then connected on his first career game-winning field goal from 31 yards out to give the Patriots a 24-21 lead with 1:10 remaining in the fourth quarter.
- At Indianapolis (1/21) in the AFC Championship Game, gave the Patriots a 31-28 lead with a 28-yard field goal in the fourth quarter. Nailed a 43-yard field goal with 3:49 left to play in the game, giving the Patriots a 34-31 lead.



**COLLEGE:**

- Finished his collegiate career placing 13th in NCAA Division 1-A history with 369 points and 14th with 70 successful field goals.
- His 369 career points set a Memphis record, shattering the old mark of 263 points by Joe Allison (1990-93).
- Made 70 of 92 field goals during his career, good for a 76.1 percent accuracy rate.
- Over his final two seasons, made 85.7 percent of his field goal attempts (42-of-49).
- Held the top three spots on the Tigers' single-season record list for points scored by a kicker, totaling 101 points in 2003, 108 in 2004 and 101 in 2005.
- His 44 successful extra points in 2003 topped the old school single-season record of 42 by John Cobb (1949), and his 48 extra points in 2004 broke the previous record of 44, which he had established a year earlier.
- Majored in exercise and sport science at Memphis.

**PERSONAL:**

- Attended Madison (Miss.) Central High School, where he lettered for four years in football and soccer and three years in baseball.
- Earned all-state honors in all three sports.
- Holds the school record for the longest field goal at 55 yards.
- Completed his prep baseball career with a 16-2 record and a 1.00 ERA, leading Madison Central to the 2002 Mississippi state championship.
- Also played baseball at the University of Memphis.
- Stephen and his wife, Hallie, have two sons, Slayden Kyle and Gannon William, and a daughter, Lyla.
- Born Stephen Carroll Gostkowski on Jan. 28, 1984 in Baton Rouge, La.

# STEPHEN GOSTKOWSKI'S GAME-BY-GAME

## 2006 New England Patriots

Date	Opp	W/L	PAT		FG			1-19		20-29		30-39		40-49		50+		LG	Pts	Kick-by-Kick	Kickoffs				
			Ma	Att	Ma	Att	Pct	Ma	Att	Ma	Att	Ma	Att	Ma	Att	Ma	Att				No	InEZ	TB	PctTB	
Sept 10	Buf	W	2	2	1	1	100.0	0	0	0	0	1	1	0	0	0	0	32	5	32	4	4	0	0.0	
Sept 17	@ NYJ	W	3	3	1	2	50.0	0	0	1	2	0	0	0	0	0	0	20	6	20, 29b	5	3	1	20.0	
Sept 24	Den	L	1	1	0	1	0.0	0	0	0	0	0	1	0	0	0	0	0	1	37b	2	1	1	50.0	
Oct 1	@ Cin	W	5	5	1	2	50.0	0	0	1	1	0	0	0	1	0	0	24	8	48n, 24	7	6	4	57.1	
Oct 8	Mia	W	2	2	2	2	100.0	0	0	0	0	2	2	0	0	0	0	35	8	31, 31	5	3	1	20.0	
Oct 22	@ Buf	W	4	4	0	0	0.0	0	0	0	0	0	0	0	0	0	0	0	4		5	3	1	20.0	
Oct 30	@ Min	W	4	4	1	1	100.0	0	0	1	1	0	0	0	0	0	0	23	7	23	6	1	1	16.7	
Nov 5	Ind	L	2	2	2	3	66.7	0	0	1	1	0	1	1	1	0	0	49	8	49, 36n, 26	5	0	0	0.0	
Nov 12	NYJ	L	0	0	2	2	100.0	0	0	1	1	1	1	0	0	0	0	31	6	31, 21	4	1	0	0.0	
Nov 19	@ GB	W	5	5	0	0	0.0	0	0	0	0	0	0	0	0	0	0	5		6	3	0	0.0		
Nov 26	Chi	W	2	2	1	1	100.0	0	0	0	0	0	0	0	0	1	1	52	5	52	4	2	0	0.0	
Dec 3	Det	W	2	2	2	2	100.0	0	0	2	2	0	0	0	0	0	0	27	8	25, 27	5	0	0	0.0	
Dec 10	@ Mia	L	0	0	0	0	0.0	0	0	0	0	0	0	0	0	0	0	0	0		1	1	1	100.0	
Dec 17	Hou	W	4	4	4	4	100.0	0	0	1	1	3	3	0	0	0	0	36	16	26, 32, 31, 21	9	3	1	11.1	
Dec 24	@ Jax	W	3	3	1	2	50.0	0	0	0	0	0	0	1	2	0	0	48	6	48, 49n	5	2	1	20.0	
Dec 31	@ Ten	W	4	5	2	3	66.7	0	0	2	2	0	1	0	0	0	0	28	10	28, 26, 33n	8	2	0	0.0	
<b>Totals</b>			<b>12-4</b>	<b>43</b>	<b>44</b>	<b>20</b>	<b>26</b>	<b>76.9</b>	<b>0</b>	<b>0</b>	<b>10</b>	<b>11</b>	<b>7</b>	<b>10</b>	<b>2</b>	<b>4</b>	<b>1</b>	<b>1</b>	<b>52</b>	<b>103</b>		<b>81</b>	<b>35</b>	<b>12</b>	<b>15.0</b>
<b>Playoffs</b>																									
Jan 1	NYJ	W	4	4	3	3	100.0	0	0	2	2	0	0	1	1	0	0	40	13	20, 40, 28	8	3	1	14.3	
Jan 14	@ SD	W	1	1	3	3	100.0	0	0	0	0	2	2	0	0	1	1	50	10	50, 34, 31	6	0	0	0.0	
Jan 21	@ IND	L	4	4	2	2	100.0	0	0	1	1	0	0	1	1	0	0	43	10	28, 43	7	4	2	28.6	
<b>Totals</b>			<b>2-1</b>	<b>9</b>	<b>9</b>	<b>8</b>	<b>8</b>	<b>100.0</b>	<b>0</b>	<b>0</b>	<b>3</b>	<b>3</b>	<b>2</b>	<b>2</b>	<b>2</b>	<b>2</b>	<b>1</b>	<b>1</b>	<b>50</b>	<b>33</b>		<b>21</b>	<b>7</b>	<b>3</b>	<b>15.0</b>

## 2007 New England Patriots

Date	Opp	W/L	PAT		FG			1-19		20-29		30-39		40-49		50+		LG	Pts	Kick-by-Kick	Kickoffs				
			Ma	Att	Ma	Att	Pct	Ma	Att	Ma	Att	Ma	Att	Ma	Att	Ma	Att				No	InEZ	TB	PctTB	
Sept 9	@ NYJ	W	5	5	1	1	100.0	0	0	1	1	0	0	0	0	0	0	22	8	22	7	5	1	14.3	
Sept 16	SD	W	5	5	1	2	50.0	0	0	1	1	0	0	0	1	0	0	24	8	41n, 24	7	2	1	14.3	
Sept 23	Buf	W	5	5	1	1	100.0	0	0	1	1	0	0	0	0	0	0	24	8	24	7	5	2	28.6	
Oct 1	@ Cin	W	4	4	2	2	100.0	0	0	0	0	2	2	0	0	0	0	36	10	31, 36	7	3	1	14.3	
Oct 7	Cle	W	4	4	2	2	100.0	0	0	2	2	0	0	0	0	0	0	25	10	20, 25	7	0	0	0.0	
Oct 14	@ Dal	W	6	6	2	2	100.0	0	0	1	1	0	0	1	1	0	0	45	12	45, 22	9	6	2	22.2	
Oct 21	@ Mia	W	7	7	0	0	0.0	0	0	0	0	0	0	0	0	0	0	0	7		8	5	3	37.5	
Oct 28	Was	W	7	7	1	1	100.0	0	0	0	0	1	1	0	0	0	0	36	10	36	9	2	2	22.2	
Nov 4	@ Ind	W	3	3	1	1	100.0	0	0	0	0	1	1	0	0	0	0	34	6	34	5	3	2	40.0	
Nov 18	@ Buf	W	8	8	0	0	0.0	0	0	0	0	0	0	0	0	0	0	0	8		9	1	0	0.0	
Nov 25	Phi	W	4	4	1	2	50.0	0	0	1	1	0	1	0	0	0	0	23	7	23, 32n	6	2	0	0.0	
Dec 3	@ Bal	W	3	3	2	2	100.0	0	0	1	1	1	1	0	0	0	0	38	9	21, 38	6	2	1	16.7	
Dec 9	Pit	W	4	4	2	3	66.7	0	0	1	1	0	0	1	2	0	0	42	10	48n, 42, 28	7	2	0	0.0	
Dec 16	NYJ	W	2	2	2	2	100.0	0	0	1	1	1	1	0	0	0	0	34	8	26, 34	5	0	0	0.0	
Dec 23	Mia	W	4	4	0	0	0.0	0	0	0	0	0	0	0	0	0	0	0	4		5	0	0	0.0	
Dec 29	@ NYG	W	3	3	3	3	100.0	0	0	0	0	2	2	1	1	0	0	45	12	37, 45, 37	8	0	0	0.0	
<b>Totals</b>			<b>16-0</b>	<b>74</b>	<b>74</b>	<b>21</b>	<b>24</b>	<b>87.5</b>	<b>0</b>	<b>0</b>	<b>10</b>	<b>10</b>	<b>8</b>	<b>9</b>	<b>3</b>	<b>5</b>	<b>0</b>	<b>0</b>	<b>45</b>	<b>137</b>		<b>112</b>	<b>38</b>	<b>15</b>	<b>13.4</b>
<b>Playoffs</b>																									
Jan 12	Jax	W	4	4	1	2	50.0	0	0	0	0	1	2	0	0	0	0	35	7	35n, 35	6	2	1	16.7	
Jan 20	SD	W	3	3	0	0	0.0	0	0	0	0	0	0	0	0	0	0	0	3		4	1	0	0.0	
Feb 3	NYG	L	2	2	0	0	0.0	0	0	0	0	0	0	0	0	0	0	0	2		3	1	0	0.0	
<b>Totals</b>			<b>2-1</b>	<b>9</b>	<b>9</b>	<b>1</b>	<b>2</b>	<b>50.0</b>	<b>0</b>	<b>0</b>	<b>0</b>	<b>0</b>	<b>1</b>	<b>2</b>	<b>0</b>	<b>0</b>	<b>0</b>	<b>0</b>	<b>35</b>	<b>12</b>		<b>13</b>	<b>4</b>	<b>1</b>	<b>7.7</b>

## 2008 New England Patriots

Date	Opp	W/L	PAT		FG			1-19		20-29		30-39		40-49		50+		LG	Pts	Kick-by-Kick	Kickoffs				
			Ma	Att	Ma	Att	Pct	Ma	Att	Ma	Att	Ma	Att	Ma	Att	Ma	Att				No	InEZ	TB	PctTB	
Sept 7	KC	W	2	2	1	1	100.0	0	0	0	0	1	1	0	0	0	0	37	5	37	4	2	0	0.0	
Sept 14	@ NYJ	W	1	1	4	4	100.0	0	0	3	3	1	1	0	0	0	0	37	13	21, 37, 28, 27	6	6	5	83.3	
Sept 21	Mia	L	1	1	2	2	100.0	0	0	0	0	1	1	1	1	0	0	44	7	37, 44	4	1	1	25.0	
Oct 5	@ SF	W	3	3	3	3	100.0	0	0	0	0	1	1	2	2	0	0	49	12	35, 40, 49	7	4	3	42.9	
Oct 12	@ SD	L	1	1	1	2	50.0	0	0	0	0	0	0	1	2	0	0	47	4	48n, 47	3	1	1	33.3	
Oct 20	Den	W	5	5	2	2	100.0	0	0	0	0	1	1	1	1	0	0	40	11	31, 40	8	2	1	12.5	
Oct 26	StL	W	2	2	3	3	100.0	0	0	1	1	1	1	1	1	0	0	41	11	30, 27, 41	5	2	1	20.0	
Nov 2	@ Ind	L	0	0	3	3	100.0	0	0	2	2	1	1	0	0	0	0	35	9	29, 35, 25	5	2	1	20.0	
Nov 9	Buf	W	2	2	2	3	66.7	0	0	0	0	2	2	0	1	0	0	37	8	32, 49n, 37	5	1	1	20.0	
Nov 13	NYJ	L	2	2	3	3	100.0	0	0	0	0	1	1	2	2	0	0	47	11	42, 31, 47	8	2	1	14.29	
Nov 23	@ Mia	W	6	6	2	2	100.0	0	0	0	0	2	2	0	0	0	0	30	12	30, 30	9	5	1	11.1	
Nov 30	Pit	L	1	1	1	2	50.0	0	0	1	2	0	0	0	0	0	0	29	4	29, 27n	3	0	0	0.0	
Dec 7	@ Sea	W	1	1	3	3	100.0	0	0	1	1	0	0	1	1	1	1	50	10	50, 42, 27	6	0	0	0.0	
Dec 14	@ Oak	W	7	7	0	0	0.0	0	0	0	0	0	0	0	0	0	0	0	7		8	2	0	0.0	
Dec 21	Ari	W	5	5	4	4	100.0	0	0	1	1	3	3	0	0	0	0	38	17	38, 35, 24, 30	10	0	0	0.0	
Dec 28	@ Buf	W	1	1	2	3	66.7	0	0	1	2	1	1	0	0	0	0	33	7	33, 26n, 23	4	1	1	25.0	
<b>Totals</b>			<b>11-5</b>	<b>40</b>	<b>40</b>	<b>36</b>	<b>40</b>	<b>90.0</b>	<b>0</b>	<b>0</b>	<b>10</b>	<b>12</b>	<b>16</b>	<b>16</b>	<b>9</b>	<b>11</b>	<b>1</b>	<b>1</b>	<b>50</b>	<b>148</b>		<b>95</b>	<b>31</b>	<b>17</b>	<b>18.1</b>

# STEPHEN GOSTKOWSKI'S GAME-BY-GAME CONT.

## 2009 New England Patriots

Date	Opp	W/L	PAT		FG			1-19		20-29		30-39		40-49		50+		LG	Pts	Kick-by-Kick	Kickoffs			
			Ma	Att	Ma	Att	Pct	Ma	Att	Ma	Att	Ma	Att	Ma	Att	Ma	Att				No	InEZ	TB	PctTB
Sept 14	Buf	W	1	1	2	3	66.7	0	0	2	2	0	0	0	1	0	0	28	7	41n, 20, 28	5	4	1	20.0
Sept 20	@ NYJ	L	0	0	3	3	100.0	0	0	2	2	0	0	1	1	0	0	45	9	45, 25, 29	4	2	0	0.0
Sept 27	Atl	W	2	2	4	4	100.0	0	0	2	2	2	2	0	0	0	0	33	14	21, 33, 22, 33	7	4	2	28.6
Oct 4	Bal	W	3	3	2	2	100.0	0	0	0	0	2	2	0	0	0	0	33	9	32, 33	6	6	2	33.3
Oct 11	@ Den	L	2	2	1	2	50.0	0	0	0	0	0	0	0	1	1	1	53	5	53, 40n	5	4	3	60.0
Oct 18	Ten	W	8	8	1	2	50.0	0	0	0	0	1	2	0	0	0	0	33	11	39n, 33	10	2	2	20.0
Oct 25	@ TB	W	5	5	0	0	0.0	0	0	0	0	0	0	0	0	0	0	0	5		6	3	3	50.0
Nov 8	Mia	W	1	1	4	4	100.0	0	0	0	0	3	3	1	1	0	0	40	13	30, 38, 34, 40	6	3	2	33.3
Nov 15	@ Ind	L	4	4	2	2	100.0	0	0	0	0	2	2	0	0	0	0	36	10	31, 36	7	6	3	42.9
Nov 22	NYJ	W	4	4	1	2	50.0	0	0	1	1	0	0	0	1	0	0	26	7	26, 40n	6	4	1	16.7
Nov 30	@ NO	L	2	2	1	2	50.0	0	0	0	0	1	1	0	0	0	1	36	5	36, 50n	4	2	0	0.0
Dec 6	@ Mia	L	3	3	0	0	0.0	0	0	0	0	0	0	0	0	0	0	0	3		4	2	0	0.0
Dec 13	Car	W	2	2	2	2	100.0	0	0	0	0	0	0	2	2	0	0	48	8	48, 47	5	0	0	0.0
Dec 20	@ Buf	W	2	2	1	1	100.0	0	0	0	0	1	1	0	0	0	0	30	5	30	4	0	0	0.0
Dec 27	Jax	W	5	5	0	0	0.0	0	0	0	0	0	0	0	0	0	0	0	5		6	2	1	16.7
Jan 3	@ Hou	L	3	3	2	2	100.0	0	0	0	0	0	0	1	1	1	1	51	9	51, 43	6	3	1	16.7
<b>Totals</b>	<b>10-6</b>		<b>47</b>	<b>47</b>	<b>26</b>	<b>31</b>	<b>83.9</b>	<b>0</b>	<b>0</b>	<b>7</b>	<b>7</b>	<b>12</b>	<b>13</b>	<b>5</b>	<b>8</b>	<b>2</b>	<b>3</b>	<b>53</b>	<b>125</b>		<b>91</b>	<b>47</b>	<b>21</b>	<b>23.1</b>
<b>Playoffs</b>																								
Jan 10	Bal	L	2	2	0	1	0.0	0	0	0	0	0	0	0	1	0	0	0	2	44n	3	1	0	0.0
<b>Totals</b>	<b>0-1</b>		<b>2</b>	<b>2</b>	<b>0</b>	<b>1</b>	<b>0.0</b>	<b>0</b>	<b>0</b>	<b>0</b>	<b>0</b>	<b>0</b>	<b>0</b>	<b>0</b>	<b>1</b>	<b>0</b>	<b>0</b>	<b>0</b>	<b>2</b>		<b>3</b>	<b>1</b>	<b>0</b>	<b>0.0</b>

## 2010 New England Patriots

Date	Opp	W/L	PAT		FG			1-19		20-29		30-39		40-49		50+		LG	Pts	Kick-by-Kick	Kickoffs			
			Ma	Att	Ma	Att	Pct	Ma	Att	Ma	Att	Ma	Att	Ma	Att	Ma	Att				No	InEZ	TB	PctTB
Sept 12	Cin	W	5	5	1	3	33.3	0	0	0	0	1	1	0	1	0	1	32	8	32, 47n, 56n	7	3	3	42.9
Sept 19	@ NYJ	L	2	2	0	1	0.0	0	0	0	0	0	1	0	0	0	0	0	2	37n	3	1	1	33.3
Sept 26	Buf	W	5	5	1	1	100.0	0	0	0	0	0	0	1	1	0	0	43	8	43	6	3	1	16.7
Oct 4	@ Mia	W	5	5	2	2	100.0	0	0	1	1	1	1	0	0	0	0	30	11	23, 30	7	7	5	71.4
Oct 17	Bal	W	2	2	3	3	100.0	0	0	1	1	2	2	0	0	0	0	38	11	38, 24, 35	6	5	3	50.0
Oct 24	@ SD	W	2	2	3	3	100.0	0	0	0	0	2	2	1	1	0	0	40	11	40, 35, 35	6	4	1	16.7
Oct 31	Min	W	4	4	0	0	0.0	0	0	0	0	0	0	0	0	0	0	0	4		5	1	1	20.0
Nov 7	@ Cle	L	1	1	0	0	0.0	0	0	0	0	0	0	0	0	0	0	0	1		2	0	0	0.0
Placed on injured reserve on Nov. 10, 2010																								
<b>Totals</b>	<b>6-2</b>		<b>26</b>	<b>26</b>	<b>10</b>	<b>13</b>	<b>76.9</b>	<b>0</b>	<b>0</b>	<b>2</b>	<b>2</b>	<b>6</b>	<b>7</b>	<b>2</b>	<b>3</b>	<b>0</b>	<b>1</b>	<b>43</b>	<b>56</b>		<b>42</b>	<b>24</b>	<b>15</b>	<b>35.7</b>

## 2011 New England Patriots

Date	Opp	W/L	PAT		FG			1-19		20-29		30-39		40-49		50+		LG	Pts	Kick-by-Kick	Kickoffs			
			Ma	Att	Ma	Att	Pct	Ma	Att	Ma	Att	Ma	Att	Ma	Att	Ma	Att				No	InEZ	TB	PctTB
Sept 12	@ Mia	W	5	5	1	2	50.0	0	0	1	1	0	0	0	1	0	0	20	8	48n, 20	7	4	1	14.3
Sept 18	SD	W	3	3	2	2	100.0	0	0	1	1	0	0	1	1	0	0	47	9	22, 47	6	5	3	50.0
Sept 25	@ Buf	L	4	4	1	1	100.0	0	0	1	1	0	0	0	0	0	0	23	7	23	6	6	5	83.3
Oct 2	@ Oak	W	4	4	1	1	100.0	0	0	0	0	0	0	1	1	0	0	44	7	44	6	4	1	16.7
Oct 9	NYJ	W	3	3	3	3	100.0	0	0	2	2	0	0	1	1	0	0	44	12	44, 24, 28	7	7	2	28.6
Oct 16	Dal	W	2	2	2	2	100.0	0	0	1	1	1	1	0	0	0	0	31	8	31, 26	5	4	3	60.0
Oct 30	@ Pit	L	2	2	1	2	50.0	0	0	0	0	0	0	1	2	0	0	46	5	46, 42n	5	2	0	0.0
Nov 6	NYG	L	2	2	2	3	66.7	0	0	0	1	1	1	1	1	0	0	45	8	27n, 32, 45	5	3	1	20.0
Nov 13	@ NYJ	W	4	4	3	3	100.0	0	0	1	1	1	1	0	0	1	1	50	13	50, 36, 27	8	4	2	25.0
Nov 21	KC	W	4	4	2	2	100.0	1	1	1	1	0	0	0	0	0	0	21	10	21, 19	7	4	1	14.3
Nov 27	@ Phi	W	5	5	1	2	50.0	0	0	0	0	0	1	1	1	0	0	45	8	39n, 45	7	7	5	71.4
Dec 4	Ind	W	4	4	1	1	100.0	0	0	0	0	1	1	0	0	0	0	39	7	39	6	6	4	66.7
Dec 11	@ Was	W	4	4	2	2	100.0	0	0	2	2	0	0	0	0	0	0	24	10	23, 24	6	3	0	0.0
Dec 18	@ Den	W	5	5	2	2	100.0	0	0	1	1	1	1	0	0	0	0	34	11	21, 34	7	7	3	42.9
Dec 24	Mia	W	3	3	2	3	66.7	0	0	0	0	0	0	2	2	0	1	45	9	51n, 45, 42	6	5	3	50.0
Jan 1	Buf	W	5	5	2	2	100.0	0	0	1	1	0	0	1	1	0	0	47	11	47, 20	9	9	7	77.8
<b>Totals</b>	<b>13-3</b>		<b>59</b>	<b>59</b>	<b>28</b>	<b>33</b>	<b>84.8</b>	<b>1</b>	<b>1</b>	<b>12</b>	<b>13</b>	<b>5</b>	<b>6</b>	<b>9</b>	<b>11</b>	<b>1</b>	<b>2</b>	<b>50</b>	<b>143</b>		<b>103</b>	<b>80</b>	<b>41</b>	<b>40.6</b>
<b>Playoffs</b>																								
Jan 14	Den	W	6	6	1	1	100.0	0	0	1	1	0	0	0	0	0	0	20	9	20	8	6	4	50.0
Jan 22	Bal	W	2	2	3	3	100.0	0	0	2	2	1	1	0	0	0	0	35	11	29, 35, 24	6	5	5	83.3
Feb 5	NYG	L	2	2	1	1	100.0	0	0	1	1	0	0	0	0	0	0	29	5	29	4	1	1	25.0
<b>Totals</b>	<b>2-1</b>		<b>10</b>	<b>10</b>	<b>5</b>	<b>5</b>	<b>100.0</b>	<b>0</b>	<b>0</b>	<b>4</b>	<b>4</b>	<b>1</b>	<b>1</b>	<b>0</b>	<b>0</b>	<b>0</b>	<b>0</b>	<b>35</b>	<b>25</b>		<b>18</b>	<b>12</b>	<b>10</b>	<b>55.6</b>

# STEPHEN GOSTKOWSKI'S GAME-BY-GAME CONT.

## 2012 New England Patriots

Date	Opp	W/L	PAT		FG			1-19		20-29		30-39		40-49		50+		LG	Pts	Kick-by-Kick	Kickoffs				
			Ma	Att	Ma	Att	Pct	Ma	Att	Ma	Att	Ma	Att	Ma	Att	Ma	Att				No	InEZ	TB	PctTB	
Sept 9	@ Ten	W	4	4	2	2	100.0	0	0	1	1	1	0	0	0	0	31	10	25, 31	7	6	3	42.9		
Sept 16	Ari	L	0	0	4	5	80.0	0	0	0	0	1	1	1	2	2	53	12	46, 34, 51, 53, 42n	6	5	4	66.7		
Sept 23	@ Bal	L	3	3	3	3	100.0	0	0	1	1	1	1	1	0	0	49	12	37, 49, 20	7	5	3	42.9		
Sept 30	@ Buf	W	7	7	1	3	33.3	0	0	0	0	1	1	0	2	0	30	10	49n, 42n, 30	9	9	8	88.9		
Oct 7	Den	W	4	4	1	1	100.0	0	0	1	1	0	0	0	0	0	23	7	23	6	5	2	33.3		
Oct 14	@ Sea	L	2	2	3	3	100.0	0	0	1	1	2	2	0	0	0	35	11	25, 35, 35	6	6	4	66.7		
Oct 21	NYJ	W	3	3	2	2	100.0	0	0	0	0	0	0	2	2	0	48	9	43, 48	5	4	1	20.0		
Oct 28	@ STL	W	6	6	1	1	100.0	0	0	1	1	0	0	0	0	0	26	9	26	8	5	3	37.5		
Nov 11	Buf	W	4	4	3	3	100.0	0	0	1	1	0	0	2	2	0	48	13	43, 48, 27	8	8	6	75.0		
Nov 18	Ind	W	8	8	1	2	50.0	0	0	0	0	1	2	0	0	0	31	11	36n, 31	10	4	3	30.0		
Nov 22	@ NYJ	W	7	7	0	1	0.0	0	0	0	0	0	1	0	0	0	0	7	39n	8	7	1	12.5		
Dec 2	@ Mia	W	2	2	3	4	75.0	0	0	1	1	1	1	1	2	0	43	11	49n, 43, 32, 20	6	6	5	83.3		
Dec 10	Hou	W	6	6	0	0	0.0	0	0	0	0	0	0	0	0	0	0	6		7	7	5	71.4		
Dec 12	SF	L	4	4	2	2	100.0	0	0	0	0	1	1	1	1	0	41	10	32, 41	7	4	1	16.7		
Dec 23	@ Jax	W	2	2	3	3	100.0	0	0	1	1	1	1	1	0	0	49	11	25, 49, 38	6	2	1	16.7		
Dec 30	Mia	W	4	4	0	0	0.0	0	0	0	0	0	0	0	0	0	0	4		5	4	2	40.0		
<b>Totals</b>	<b>12-4</b>		<b>66</b>	<b>66</b>	<b>29</b>	<b>35</b>	<b>82.9</b>	<b>0</b>	<b>0</b>	<b>8</b>	<b>8</b>	<b>10</b>	<b>12</b>	<b>9</b>	<b>13</b>	<b>2</b>	<b>2</b>	<b>53</b>	<b>153</b>	<b>111</b>	<b>87</b>	<b>52</b>	<b>47.3</b>		
<b>Playoffs</b>																									
Jan 13	Hou	W	5	5	2	2	100.0	0	0	0	0	2	2	0	0	0	0	0	38	11	37, 38	8	6	3	37.5
Jan 20	Bal	L	1	1	2	2	100.0	0	0	1	1	1	1	0	0	0	0	0	31	7	31, 25	3	0	0	0.0
<b>Totals</b>	<b>1-1</b>		<b>6</b>	<b>6</b>	<b>4</b>	<b>4</b>	<b>100.0</b>	<b>0</b>	<b>0</b>	<b>1</b>	<b>1</b>	<b>3</b>	<b>3</b>	<b>0</b>	<b>0</b>	<b>0</b>	<b>0</b>	<b>38</b>	<b>18</b>	<b>11</b>	<b>6</b>	<b>3</b>	<b>27.3</b>		

## 2013 New England Patriots

Date	Opp	W/L	PAT		FG			1-19		20-29		30-39		40-49		50+		LG	Pts	Kick-by-Kick	Kickoffs			
			Ma	Att	Ma	Att	Pct	Ma	Att	Ma	Att	Ma	Att	Ma	Att	Ma	Att				No	InEZ	TB	PctTB
Sept 8	@ Buf	W	2	2	3	3	100.0	0	0	0	0	2	2	1	1	0	0	48	11	48, 33, 35	6	6	5	83.3
Sept 12	NYJ	W	1	1	2	3	66.7	0	0	1	1	1	1	0	1	0	0	30	7	21, 30, 43n	4	4	4	100.0
Sept 22	TB	W	2	2	3	3	100.0	0	0	0	0	1	1	1	1	1	1	53	11	53, 46, 33	5	5	5	100.0
Sept 29	@ Atl	W	3	3	3	3	100.0	0	0	1	1	0	0	2	2	0	0	49	12	48, 22, 49	7	7	6	85.7
Oct 6	@ Cin	L	0	0	2	2	100.0	1	1	0	0	0	0	1	1	0	0	42	6	42, 19	3	3	2	66.7
Oct 13	NO	W	3	3	3	3	100.0	0	0	1	1	1	1	0	0	1	1	54	12	35, 54, 23	7	6	4	57.1
Oct 20	@ NYJ	L	3	3	2	2	100.0	0	0	0	0	1	1	1	1	0	0	44	9	39, 44	6	6	5	83.3
Oct 27	Mia	W	3	3	2	2	100.0	0	0	0	0	1	1	1	1	0	0	48	9	34, 48	6	5	3	50.0
Nov 3	Pit	W	7	7	2	2	100.0	0	0	1	1	1	1	0	0	0	0	32	13	20, 32	10	6	4	40.0
Nov 13	@ Car	L	2	2	2	2	100.0	0	0	1	1	0	0	1	1	0	0	42	8	42, 26	5	5	2	40.0
Nov 24	Den	W	4	4	2	2	100.0	0	0	0	0	2	2	0	0	0	0	31	10	31, 31	7	4	4	57.1
Dec 1	@ Hou	W	4	4	2	3	66.7	0	0	0	0	0	0	0	0	2	3	53	10	55n, 53, 53	7	7	5	71.4
Dec 8	Cle	W	1	1	2	2	100.0	0	0	0	0	1	1	0	0	1	1	50	7	33, 50	6	3	2	40.0
Dec 15	@ Mia	L	2	2	2	3	66.7	0	0	2	2	0	0	0	1	0	0	23	8	22, 48n, 23	5	3	2	40.0
Dec 22	@ Bal	W	5	5	2	2	100.0	0	0	0	0	0	0	2	2	0	0	45	11	45, 42	8	8	6	75.0
Dec 29	Buf	W	2	2	4	4	100.0	0	0	1	1	2	2	1	1	0	0	43	14	43, 35, 29, 35	7	6	6	85.7
<b>Totals</b>	<b>12-4</b>		<b>44</b>	<b>44</b>	<b>38</b>	<b>41</b>	<b>92.7</b>	<b>1</b>	<b>1</b>	<b>8</b>	<b>8</b>	<b>13</b>	<b>13</b>	<b>11</b>	<b>13</b>	<b>5</b>	<b>6</b>	<b>54</b>	<b>158</b>	<b>99</b>	<b>84</b>	<b>65</b>	<b>66.3</b>	
<b>Playoffs</b>																								
Jan 11	Ind	W	5	5	0	0	0.0	0	0	0	0	0	0	0	0	0	0	0	5		7	7	7	100.0
Jan 19	@ Den	L	1	1	1	1	100.0	0	0	0	0	0	0	1	1	0	0	47	4	47	4	2	2	66.7
<b>Totals</b>	<b>1-1</b>		<b>6</b>	<b>6</b>	<b>1</b>	<b>1</b>	<b>100.0</b>	<b>0</b>	<b>0</b>	<b>0</b>	<b>0</b>	<b>0</b>	<b>0</b>	<b>1</b>	<b>1</b>	<b>0</b>	<b>0</b>	<b>47</b>	<b>9</b>	<b>11</b>	<b>9</b>	<b>9</b>	<b>90.0</b>	

## 2014 New England Patriots

Date	Opp	W/L	PAT		FG			1-19		20-29		30-39		40-49		50+		LG	Pts	Kick-by-Kick	Kickoffs			
			Ma	Att	Ma	Att	Pct	Ma	Att	Ma	Att	Ma	Att	Ma	Att	Ma	Att				No	InEZ	TB	PctTB
Sept 7	@ Mia	L	2	2	2	2	100.0	0	0	0	0	0	0	2	2	0	0	47	8	45, 47	5	4	2	40.0
Sept 14	@ Min	W	3	3	3	3	100.0	0	0	1	1	0	0	2	2	0	0	48	12	48, 47, 27	7	5	4	57.1
Sept 21	Oak	W	1	1	3	3	100.0	0	0	2	2	1	1	0	0	0	0	36	10	21, 20, 36	4	4	4	100.0
Sept 29	@ KC	L	2	2	0	0	0.0	0	0	0	0	0	0	0	0	0	0	0	2		3	2	1	33.3
Oct 5	Cin	W	4	4	5	5	100.0	1	1	1	1	1	1	2	2	0	0	48	19	48, 19, 23, 47, 35	10	8	3	30.0
Oct 12	@ Buf	W	4	4	3	4	75.0	0	0	0	0	0	1	2	2	1	1	53	13	36n, 42, 53, 40	7	7	5	71.4
Oct 16	NYJ	W	3	3	2	2	100.0	0	0	0	0	2	2	0	0	0	0	39	9	39, 36	5	5	3	60.0
Oct 26	Chi	W	6	6	3	3	100.0	0	0	2	2	1	1	0	0	0	0	39	15	23, 27, 39	10	8	5	50.0
Nov 2	Den	W	4	4	3	3	100.0	0	0	1	1	0	0	2	2	0	0	49	13	49, 29, 45	9	3	3	33.3
Nov 16	@ Ind	W	6	6	0	0	0.0	0	0	0	0	0	0	0	0	0	0	0	6		7	6	5	71.4
Nov 23	Det	W	4	4	2	2	100.0	0	0	0	0	1	1	1	1	0	0	43	10	35, 43	6	6	5	83.3
Nov 30	@ GB	L	3	3	0	1	0.0	0	0	0	0	0	0	0	1	0	0	0	3	47n	4	2	0	0.0
Dec 7	@ SD	W	2	2	3	3	100.0	0	0	2	2	1	1	0	0	0	0	38	11	22, 22, 38	6	5	4	66.7
Dec 14	Mia	W	5	5	2	2	100.0	0	0	0	0	2	2	0	0	0	0	36	11	35, 36	8	6	6	75.0
Dec 21	@ NYJ	W	2	2	1	1	100.0																	



# STEPHEN GOSTKOWSKI'S GAME-BY-GAME CONT.

## Playoffs

Jan 10	Bal	W	5	5	0	0	0.0	0	0	0	0	0	0	0	0	0	5	6	2	0	0.0	
Jan 18	Ind	W	6	6	1	1	100.0	0	0	1	1	0	0	0	0	0	21	9	6	4	50.0	
Feb 1	Sea	W	4	4	0	0	0.0	0	0	0	0	0	0	0	0	0	4	5	5	5	100.0	
<b>Totals</b>			<b>3-0</b>	<b>15</b>	<b>15</b>	<b>1</b>	<b>1</b>	<b>100.0</b>	<b>0</b>	<b>0</b>	<b>1</b>	<b>1</b>	<b>0</b>	<b>0</b>	<b>0</b>	<b>0</b>	<b>21</b>	<b>18</b>	<b>19</b>	<b>13</b>	<b>9</b>	<b>47.4</b>

## 2015 New England Patriots

Date	Opp	W/L	PAT		FG			1-19		20-29		30-39		40-49		50+		LG	Pts	Kick-by-Kick	Kickoffs			
			Ma	Att	Ma	Att	Pct	Ma	Att	Ma	Att	Ma	Att	Ma	Att	Ma	Att				No	InEZ	TB	PctTB
Sept 10	Pit	W	4	4	0	0	0.0	0	0	0	0	0	0	0	0	0	0	4	5	4	80.0			
Sept 20	@ Buf	W	4	4	4	4	100.0	0	0	2	2	0	0	1	1	1	1	16	46, 21, 50, 25	9	8	7	77.8	
Sept 27	Jax	W	6	6	3	3	100.0	0	0	1	1	0	0	2	2	0	0	15	46, 20, 46	10	9	7	70.0	
Oct 11	@ Dal	W	3	3	3	3	100.0	0	0	0	0	1	1	1	1	1	1	12	49, 57, 34	7	7	6	85.7	
Oct 18	@ Ind	W	4	4	2	2	100.0	0	0	0	0	1	1	1	1	0	0	10	40, 35	7	7	6	85.7	
Oct 25	NYJ	W	3	3	3	3	100.0	0	0	1	1	1	1	1	1	0	0	12	38, 46, 24	7	7	5	71.4	
Oct 29	Mia	W	4	4	2	2	100.0	0	0	0	0	1	1	0	0	1	1	10	52, 36	7	7	5	71.4	
Nov 8	Was	W	3	3	2	2	100.0	0	0	2	2	0	0	0	0	0	0	9	21, 21	6	4	2	40.0	
Nov 15	@ NYG	W	3	3	2	2	100.0	0	0	0	0	1	1	0	0	1	1	9	31, 54	6	5	3	50.0	
Nov 23	Buf	W	2	2	2	3	66.7	0	0	0	0	2	2	0	0	0	1	35	8	35, 54n, 35	5	4	3	60.0
Nov 29	@ Den	L	3	3	1	1	100.0	0	0	0	0	0	0	1	1	0	0	6	47	4	4	2	50.0	
Dec 6	Phi	L	4	4	0	0	0.0	0	0	0	0	0	0	0	0	0	0	4		3	1	0	0.0	
Dec 13	@ Hou	W	3	3	2	2	100.0	0	0	0	0	0	0	2	2	0	0	9	43, 49	6	6	5	83.3	
Dec 20	Ten	W	3	3	4	5	80.0	0	0	0	0	2	2	2	3	0	0	15	43, 48	8	7	6	75.0	
Dec 27	@ NYJ	L	2	2	2	2	100.0	0	0	0	0	1	1	1	1	0	0	8	43, 48n, 38, 42, 32	6	5	5	83.3	
Jan 3	@ Mia	L	1	1	1	2	50.0	0	0	0	0	1	1	0	1	0	0	4		3	3	3	100.0	
<b>Totals</b>			<b>12-4</b>	<b>52</b>	<b>52</b>	<b>33</b>	<b>36</b>	<b>91.7</b>	<b>0</b>	<b>0</b>	<b>6</b>	<b>6</b>	<b>11</b>	<b>11</b>	<b>12</b>	<b>14</b>	<b>4</b>	<b>5</b>	<b>57</b>	<b>151</b>	<b>99</b>	<b>89</b>	<b>69</b>	<b>71.1</b>
<b>Playoffs</b>																								
Jan 16	KC	W	3	3	2	2	100.0	0	0	0	0	1	1	1	1	0	0	9	40, 32	6	6	3	50.0	
Jan 24	@ Den	L	0	1	2	2	100.0	0	0	0	0	1	1	1	1	0	0	6	46, 38	5	4	4	100.0	
<b>Totals</b>			<b>1-1</b>	<b>3</b>	<b>4</b>	<b>4</b>	<b>4</b>	<b>100.0</b>	<b>0</b>	<b>0</b>	<b>0</b>	<b>0</b>	<b>2</b>	<b>2</b>	<b>2</b>	<b>2</b>	<b>0</b>	<b>0</b>	<b>46</b>	<b>15</b>	<b>11</b>	<b>10</b>	<b>7</b>	<b>70.0</b>

## 2016 New England Patriots

Date	Opp	W/L	PAT		FG			1-19		20-29		30-39		40-49		50+		LG	Pts	Kick-by-Kick	Kickoffs			
			Ma	Att	Ma	Att	Pct	Ma	Att	Ma	Att	Ma	Att	Ma	Att	Ma	Att				No	InEZ	TB	PctTB
Sept 11	@ Ari	W	2	2	3	3	100.0	0	0	0	0	1	1	1	1	1	1	11	47, 53, 32	6	4	2	33.3	
Sept 18	Mia	W	4	4	1	2	50.0	0	0	0	0	1	2	0	0	0	0	7	34, 39n	6	6	5	83.3	
Sept 22	Hou	W	3	3	2	2	100.0	0	0	2	2	0	0	0	0	0	0	9	24, 25	6	4	3	50.0	
Oct 2	Buf	L	0	0	0	1	0.0	0	0	0	0	0	0	0	1	0	0	0	48n	1	1	1	100.0	
Oct 9	@ Cle	W	4	4	1	2	50.0	0	0	0	0	1	1	0	0	0	1	7	50n, 31	6	2	2	33.3	
Oct 16	Cin	W	3	4	2	2	100.0	0	0	0	0	1	1	1	1	0	0	9	46, 31	7	5	4	57.1	
Oct 23	@ Pit	W	3	4	0	0	0.0	0	0	0	0	0	0	0	0	0	0	3		5	3	2	40.0	
Oct 23	@ Buf	W	5	5	2	2	100.0	0	0	0	0	1	1	0	0	1	1	11	51, 32	7	5	4	57.1	
Nov 23	Sea	L	3	3	1	1	100.0	0	0	0	0	1	1	0	0	0	0	6	30	5	3	3	60.0	
Nov 20	@ SF	W	3	4	1	1	100.0	0	0	0	0	1	1	0	0	0	0	6	38	6	5	5	83.3	
Nov 27	@ NYJ	W	1	1	3	4	75.0	0	0	2	2	0	1	1	1	0	0	10	28, 39n, 29, 41	6	4	3	50.0	
Dec 4	LAR	W	2	2	4	4	100.0	0	0	1	1	0	0	3	3	0	0	14	28, 48, 45, 45	7	7	3	42.9	
Dec 12	Bal	W	4	4	0	0	0.0	0	0	0	0	0	0	0	0	0	0	4		5	5	3	60.0	
Dec 18	@ Den	W	1	1	3	3	100.0	0	0	1	1	0	0	2	2	0	0	10	45, 40, 21	5	4	3	60.0	
Dec 24	NYJ	W	5	5	2	2	100.0	0	0	2	2	0	0	0	0	0	0	11	29, 22	8	4	4	50.0	
Jan 1	@ Mia	W	3	3	2	3	66.7	0	0	1	1	0	0	1	1	0	1	9	40, 26, 52n	7	5	5	71.4	
<b>Totals</b>			<b>14-2</b>	<b>46</b>	<b>49</b>	<b>27</b>	<b>32</b>	<b>84.4</b>	<b>0</b>	<b>0</b>	<b>9</b>	<b>9</b>	<b>7</b>	<b>9</b>	<b>9</b>	<b>10</b>	<b>2</b>	<b>4</b>	<b>53</b>	<b>127</b>	<b>93</b>	<b>67</b>	<b>52</b>	<b>55.9</b>
<b>Playoffs</b>																								
Jan 14	Hou	W	4	4	2	2	100.0	1	1	0	0	0	0	1	1	0	0	10	19, 43	7	4	4	57.1	
Jan 22	Pit	W	3	4	3	3	100.0	0	0	1	1	1	1	1	1	0	0	12	31, 47, 26	8	6	5	62.5	
Feb 5	Atl	W	0	1	2	2	100.0	0	0	0	0	1	1	1	1	0	0	6	41, 33	6	1	0	0.0	
<b>Totals</b>			<b>3-0</b>	<b>7</b>	<b>9</b>	<b>7</b>	<b>7</b>	<b>100.0</b>	<b>1</b>	<b>1</b>	<b>1</b>	<b>1</b>	<b>2</b>	<b>2</b>	<b>3</b>	<b>3</b>	<b>0</b>	<b>0</b>	<b>47</b>	<b>28</b>	<b>21</b>	<b>11</b>	<b>9</b>	<b>45.0</b>

## 2017 New England Patriots

Date	Opp	W/L	PAT		FG			1-19		20-29		30-39		40-49		50+		LG	Pts	Kick-by-Kick	Kickoffs			
			Ma	Att	Ma	Att	Pct	Ma	Att	Ma	Att	Ma	Att	Ma	Att	Ma	Att				No	InEZ	TB	PctTB
Sept 7	KC	L	3	3	2	2	100.0	0	0	1	1	1	1	0	0	0	0	9	25, 32	6	6	2	33.3	
Sept 17	@ NO	W	3	4	3	3	100.0	0	0	3	3	0	0	0	0	0	0	12	28, 24, 27	7	3	2	28.6	
Sept 24	Hou	W	4	4	0	0	0.0	0	0	0	0	0	0	0	0	0	0	4		6	4	2	33.3	
Oct 1	Car	L	3	3	3	3	100.0	0	0	0	0	1	1	1	1	1	1	12	41, 35, 58	6	4	3	50.0	
Oct 5	@ TB	W	1	1	4	4	100.0	0	0	2	2	0	0	2	2	0	0	13	27, 23, 45, 48	6	5	5	83.3	
Oct 15	@ NYJ	W	3	3	1	2	50.0	0	0	1	1	0	0	0	1	0	0	6	47n, 28	5	4	2	40.0	
Oct 22	Atl	W	2	2	3	3	100.0	0	0	2	2	1	1	0	0	0	0	11	29, 21, 38	6	1	1	16.7	
Oct 29	LAC	W	1	1	4	6	66.7	0	0	2	2	1	1	1	3	0	0	13	25, 36, 43n, 43, 43n, 26	6	5	2	33.3	
Nov 12	@ Den	W	5	5	2	2	100.0	0	0	2	2	0	0	0	0	0	0	11	25, 28	8	3	1	12.5	
Nov 19	@ Oak	W	3	3	4	4	100.0	0	0	1	1	0	0	1	1	2	2	15	62, 51, 40, 29	7	6	6	85.7	
Nov 26	Mia	W	5	5	0	0	0.0	0	0	0	0	0	0	0	0	0	0	5		6	4	2	33.3	

## STEPHEN GOSTKOWSKI'S GAME-BY-GAME CONT.

Dec 3	@ Buf	W	2	2	3	3	100.0	0	0	0	0	2	2	0	0	1	1	50	11	50, 31, 39	6	5	3	50.0
Dec 11	@ Mia	L	2	2	2	2	100.0	0	0	0	0	1	1	1	1	0	0	46	8	46, 33	5	1	1	25.0
Dec 17	@ Pit	W	1	2	2	2	100.0	0	0	0	0	1	1	1	1	0	0	46	7	32, 46	6	2	1	16.7
Dec 24	Buf	W	4	4	3	3	100.0	0	0	1	1	1	1	1	1	0	0	40	13	21, 40, 34	8	6	6	75.0
Dec 31	NYJ	W	3	3	1	1	100.0	0	0	1	1	0	0	0	0	0	0	21	6	21	5	1	1	20.0
<b>Totals</b>	<b>13-3</b>		<b>45</b>	<b>47</b>	<b>37</b>	<b>40</b>	<b>92.5</b>	<b>0</b>	<b>0</b>	<b>16</b>	<b>16</b>	<b>9</b>	<b>9</b>	<b>8</b>	<b>11</b>	<b>4</b>	<b>4</b>	<b>62</b>	<b>156</b>		<b>99</b>	<b>60</b>	<b>40</b>	<b>40.8</b>
<b>Playoffs</b>																								
Jan 13	Ten	W	5	5	0	1	0.0	0	0	0	0	0	0	0	0	0	1	0	5	53n	6	5	2	33.3
Jan 21	Jax	W	3	3	1	1	100.0	0	0	0	0	1	1	0	0	0	0	31	6	31	5	4	3	60.0
Feb 4	Phi	L	3	4	2	3	66.7	0	0	1	2	0	0	1	1	0	0	45	9	26, 26n, 45	7	4	3	42.9
<b>Totals</b>	<b>2-1</b>		<b>11</b>	<b>12</b>	<b>3</b>	<b>5</b>	<b>60.0</b>	<b>0</b>	<b>0</b>	<b>1</b>	<b>2</b>	<b>1</b>	<b>1</b>	<b>1</b>	<b>1</b>	<b>0</b>	<b>1</b>	<b>45</b>	<b>20</b>		<b>18</b>	<b>13</b>	<b>8</b>	<b>44.4</b>

### 2018 New England Patriots

Date	Opp	W/L	PAT			FG			1-19		20-29		30-39		40-49		50+		LG	Pts	Kick-by-Kick	Kickoffs			
			Ma	Att	Pct	Ma	Att	Pct	Ma	Att	Ma	Att	Ma	Att	Ma	Att	Ma	Att				No	InEZ	TB	PctTB
Sept 9	Hou	W	3	3	2	2	100.0	0	0	0	0	2	2	0	0	0	0	39	9	39, 35	6	4	1	16.7	
Sept 16	@ Jax	L	2	2	2	3	66.7	0	0	1	1	0	0	1	1	0	1	46	8	54n, 29, 46	5	3	2	40.0	
Sept 23	@ Det	L	1	1	1	1	100.0	0	0	0	0	1	1	0	0	0	0	36	4	36	3	3	3	100.0	
Sept 30	Mia	W	5	5	1	1	100.0	0	0	1	1	0	0	0	0	0	0	20	8	20	7	6	5	71.4	
Oct 4	Ind	W	5	5	1	1	100.0	0	0	0	0	0	0	1	1	0	0	45	8	45	7	6	6	85.7	
Oct 14	KC	W	4	4	5	5	100.0	0	0	2	2	1	1	1	1	1	1	50	19	48, 24, 39, 50, 28	9	6	4	44.4	
Oct 21	@ Chi	W	5	5	1	1	100.0	0	0	1	1	0	0	0	0	0	0	29	8	29	7	6	3	42.9	
Oct 29	@ Buf	W	1	1	4	5	80.0	0	0	2	2	1	1	1	1	0	1	40	13	25, 40, 28, 50n, 25	7	4	4	57.1	
Nov 4	GB	W	4	4	1	1	100.0	0	0	1	1	0	0	0	0	0	0	28	7	28	6	4	4	66.7	
Nov 11	@ Ten	L	1	1	1	2	50.0	0	0	0	0	0	0	0	0	1	2	52	4	52, 52n	3	1	1	33.3	
Nov 24	@ NYJ	W	3	3	2	2	100.0	0	0	0	0	2	2	0	0	0	0	34	9	34, 32	6	5	4	66.7	
Dec 2	Min	W	3	3	1	2	50.0	0	0	1	1	0	0	0	1	0	0	20	6	20, 48n	5	3	3	60.0	
Dec 9	@ Mia	L	3	4	2	3	66.7	0	0	1	1	1	1	0	1	0	0	32	9	42n, 32, 22	7	6	5	71.4	
Dec 16	@ Pit	L	1	1	1	1	100.0	0	0	0	0	1	1	0	0	0	0	33	4	33	3	2	2	66.7	
Dec 23	Buf	W	3	3	1	1	100.0	0	0	1	1	0	0	0	0	0	0	24	6	24	5	2	1	20.0	
Dec 30	NYJ	W	5	5	1	1	100.0	0	0	0	0	1	1	0	0	0	0	38	8	38	7	3	2	28.6	
<b>Totals</b>	<b>11-5</b>		<b>49</b>	<b>50</b>	<b>27</b>	<b>32</b>	<b>84.4</b>	<b>0</b>	<b>0</b>	<b>11</b>	<b>11</b>	<b>10</b>	<b>10</b>	<b>4</b>	<b>6</b>	<b>2</b>	<b>5</b>	<b>52</b>	<b>130</b>		<b>93</b>	<b>64</b>	<b>50</b>	<b>53.8</b>	
<b>Playoffs</b>																									
Jan 13	LAC	W	5	5	2	2	100.0	0	0	1	1	1	1	0	0	0	0	30	11	28, 30	8	2	2	25.0	
Jan 20	@ KC	W	4	4	1	1	100.0	0	0	0	0	0	0	1	1	0	0	47	7	47	6	2	1	16.7	
Feb 3	LAR	W	1	1	2	3	66.7	0	0	0	0	0	0	2	3	0	0	42	7	46n, 42, 41	4	3	3	75.0	
<b>Totals</b>	<b>3-0</b>		<b>10</b>	<b>10</b>	<b>5</b>	<b>6</b>	<b>83.3</b>	<b>0</b>	<b>0</b>	<b>1</b>	<b>1</b>	<b>1</b>	<b>1</b>	<b>3</b>	<b>4</b>	<b>0</b>	<b>0</b>	<b>47</b>	<b>25</b>		<b>18</b>	<b>7</b>	<b>6</b>	<b>33.3</b>	

### 2019 New England Patriots

Date	Opp	W/L	PAT			FG			1-19		20-29		30-39		40-49		50+		LG	Pts	Kick-by-Kick	Kickoffs			
			Ma	Att	Pct	Ma	Att	Pct	Ma	Att	Ma	Att	Ma	Att	Ma	Att	Ma	Att				No	InEZ	TB	PctTB
Sept 8	Pit	W	3	3	4	4	100.0	0	0	1	1	2	2	1	1	0	0	41	15	25, 41, 35, 39	8	6	6	75.0	
Sept 15	@ Mia	W	4	6	1	2	50.0	0	0	1	1	0	0	0	1	0	0	28	7	48n, 28	8	8	7	87.5	
Sept 22	NYJ	W	3	4	1	1	100.0	0	0	0	0	1	1	0	0	0	0	37	6	37	6	6	6	100.0	
Sept 29	@ Buf	W	1	2	1	1	100.0	0	0	1	1	0	0	0	0	0	0	23	4	23	4	3	2	50.0	
Placed on injured reserve on Oct. 2, 2019																									
<b>Totals</b>	<b>4-0</b>		<b>11</b>	<b>15</b>	<b>7</b>	<b>8</b>	<b>87.5</b>	<b>0</b>	<b>0</b>	<b>3</b>	<b>3</b>	<b>3</b>	<b>3</b>	<b>1</b>	<b>2</b>	<b>0</b>	<b>0</b>	<b>41</b>	<b>32</b>		<b>26</b>	<b>23</b>	<b>21</b>	<b>80.8</b>	

### 2020 Tennessee Titans

Date	Opp	W/L	PAT			FG			1-19		20-29		30-39		40-49		50+		LG	Pts	Kick-by-Kick	Kickoffs			
			Ma	Att	Pct	Ma	Att	Pct	Ma	Att	Ma	Att	Ma	Att	Ma	Att	Ma	Att				No	InEZ	TB	PctTB
Sept 14	@ Den	W	1	2	1	4	25.0	0	0	1	1	0	0	0	3	0	0	25	4	47wr, 44b, 42wl, 25	4	4	4	100.0	
Sept 20	Jax	W	3	4	2	2	100.0	0	0	0	0	0	0	1	1	1	1	51	9	51, 49	6	5	5	83.3	
Sept 27	@ Min	W	1	1	6	6	100.0	0	0	0	0	3	3	0	0	3	3	55	19	39, 31, 30, 51, 54, 55	9	7	7	77.8	
Oct 13	Buf	W	6	6	0	0	-	0	0	0	0	0	0	0	0	0	0	-	6	-	7	4	1	14.3	
Oct 18	Hou	W	4	4	0	2	0.0	0	0	0	1	0	1	0	0	0	0	-	4	27b, 37wr	6	5	4	66.7	
Oct 25	Pit	L	3	3	1	2	50.0	0	0	0	0	0	0	0	1	1	1	51	6	51, 45wr	5	4	4	80.0	
Nov 1	@ Cin	L	2	2	0	1	0.0	0	0	0	0	0	0	0	0	0	1	-	2	53ru	4	0	0	0.0	
Nov 8	Chi	W	3	3	1	1	100.0	0	0	0	0	0	0	1	1	0	0	40	6	40	5	3	2	40.0	
Nov 12	Ind	L	2	2	1	2	50.0	0	0	0	0	0	0	0	1	1	1	50	5	50, 44wr	4	2	1	25.0	
Nov 22	@ Bal	W	1	1	3	3	100.0	0	0	1	1	0	0	2	2	0	0	40	10	40, 40, 22	7	7	5	71.4	
Nov 29	@ Ind	W	6	6	1	1	100.0	0	0	0	0	0	0	1	1	0	0	49	9	49	8	7	6	75.0	
Dec 6	Cle																								
Dec 13	@ Jax																								
Dec 20	Det																								
Dec 27	@ GB																								
Jan 3	@ Hou																								
<b>Totals</b>	<b>8-3</b>		<b>32</b>	<b>34</b>	<b>16</b>	<b>24</b>	<b>66.7</b>	<b>0</b>	<b>0</b>	<b>2</b>	<b>3</b>	<b>3</b>	<b>4</b>	<b>5</b>	<b>10</b>	<b>6</b>	<b>7</b>	<b>55</b>	<b>80</b>		<b>65</b>	<b>48</b>	<b>39</b>	<b>60.0</b>	

# STEPHEN GOSTKOWSKI'S NFL STATISTICS

REGULAR SEASON			PAT		FG			1-19		20-29		30-39		40-49		50+		Kickoffs					
Date	Team	GP	Ma	Att	Ma	Att	Pct	Ma	Att	Ma	Att	Ma	Att	Ma	Att	Ma	Att	LG	Pts	No	InEZ	TB	PctTB
2006	New England	16	43	44	20	26	76.9	0	0	10	11	7	10	2	4	1	1	52	103	81	35	12	15.0
2007	New England	16	74	74	21	24	87.5	0	0	10	10	8	9	3	5	0	0	45	137	112	38	15	13.4
2008	New England	16	40	40	36	40	90.0	0	0	10	12	16	16	9	11	1	1	50	148	95	31	17	18.1
2009	New England	16	47	47	26	31	83.9	0	0	7	7	12	13	5	8	2	3	53	125	91	47	21	23.1
2010	New England	8	26	26	10	13	76.9	0	0	2	2	6	7	2	3	0	1	43	56	42	24	15	35.7
2011	New England	16	59	59	28	33	84.8	1	1	12	13	5	6	9	11	1	2	50	143	103	80	41	40.6
2012	New England	16	66	66	29	35	82.9	0	0	8	8	10	12	9	13	2	2	53	153	111	87	52	47.3
2013	New England	16	44	44	38	41	92.7	1	1	8	8	13	13	11	13	5	6	54	158	99	84	65	66.3
2014	New England	16	51	51	35	37	94.6	1	1	11	11	10	11	12	13	1	1	53	156	99	76	53	53.5
2015	New England	16	52	52	33	36	91.7	0	0	6	6	11	11	12	14	4	5	57	151	99	89	69	71.1
2016	New England	16	46	49	27	32	84.4	0	0	9	9	7	9	9	10	2	4	53	127	93	67	52	55.9
2017	New England	16	45	47	37	40	92.5	0	0	16	16	9	9	8	11	4	4	62	156	99	60	40	40.8
2018	New England	16	49	50	27	32	84.4	0	0	11	11	10	10	4	6	2	5	52	130	93	64	50	53.8
2019	New England	4	11	15	7	8	87.5	0	0	3	3	3	3	1	2	0	0	41	32	26	23	21	80.8
2020	Tennessee	11	32	34	16	24	66.7	0	0	2	3	3	4	5	10	6	7	55	80	65	48	39	60.0
<b>NFL Totals</b>		<b>215</b>	<b>685</b>	<b>698</b>	<b>390</b>	<b>452</b>	<b>86.3</b>	<b>3</b>	<b>3</b>	<b>125</b>	<b>130</b>	<b>130</b>	<b>143</b>	<b>101</b>	<b>134</b>	<b>31</b>	<b>42</b>	<b>62</b>	<b>1,855</b>	<b>1,308</b>	<b>853</b>	<b>562</b>	<b>43.0</b>

PLAYOFFS			PAT		FG			1-19		20-29		30-39		40-49		50+		Kickoffs					
Date	Team	GP	Ma	Att	Ma	Att	Pct	Ma	Att	Ma	Att	Ma	Att	Ma	Att	Ma	Att	LG	Pts	No	InEZ	TB	PctTB
2006	New England	3	9	9	8	8	100.0	0	0	3	3	2	2	2	2	1	1	50	33	21	7	3	15.0
2007	New England	3	9	9	1	2	50.0	0	0	0	0	1	2	0	0	0	0	35	12	13	4	1	7.7
2009	New England	1	2	2	0	1	0.0	0	0	0	0	0	0	0	1	0	0	0	2	3	1	0	0.0
2011	New England	3	10	10	5	5	100.0	0	0	4	4	1	1	0	0	0	0	35	25	18	12	10	55.6
2012	New England	2	6	6	4	4	100.0	0	0	1	1	3	3	0	0	0	0	38	18	11	6	3	27.3
2013	New England	2	6	6	1	1	100.0	0	0	0	0	0	0	1	1	0	0	47	9	11	9	9	90
2014	New England	3	15	15	1	1	100.0	0	0	1	1	0	0	0	0	0	0	21	18	19	13	9	47.4
2015	New England	2	3	4	4	4	100.0	0	0	0	0	2	2	2	2	0	0	46	15	11	10	7	70
2016	New England	3	7	9	7	7	100.0	1	1	1	1	2	2	3	3	0	0	47	28	21	11	9	45
2017	New England	3	11	12	3	5	60.0	0	0	1	2	1	1	1	1	0	1	45	20	18	13	8	44.4
2018	New England	3	10	10	5	6	83.3	0	0	1	1	1	1	3	4	0	0	47	25	18	7	6	33.3
<b>Playoff Totals</b>		<b>28</b>	<b>88</b>	<b>92</b>	<b>39</b>	<b>44</b>	<b>88.6</b>	<b>1</b>	<b>1</b>	<b>12</b>	<b>13</b>	<b>13</b>	<b>14</b>	<b>12</b>	<b>14</b>	<b>1</b>	<b>2</b>	<b>50</b>	<b>205</b>	<b>164</b>	<b>93</b>	<b>65</b>	<b>40.6</b>

### Single-Game Highs

Field Goals Made - **6 at Minnesota (9/27/20)**  
 Field Goal Attempts - **6 (Twice, last at Minnesota 9/27/20)**  
 Longest Field Goal - 62 at Oakland (11/19/17)  
 PATs Made - 8 (Three times, last vs. Indianapolis 11/18/12)  
 PATs Attempted - 8 (Three times, last vs. Indianapolis 11/18/12)  
 Points - **19 (Three times, last at Minnesota 9/27/20)**  
 Consecutive Field Goals Made - 31 (12/7/14-11/23/15)  
 Consecutive Extra Points Made - 478 (2006-16)  
 Touchbacks - 8 at Buffalo (9/30/12)

### Additional Career Statistics

Special Teams Tackles - 3 (2006), 3 (2007), 2 (2008), 6 (2009), 1 (2010), 6 (2011), 3 (2012), 1 (2013), 2 (2014), 3 (2019)  
 Fumble Recovery - 1 vs. Buffalo (9/14/09)

### Playoff Single-Game Highs

Field Goals Made - 3 (Four times, last vs. Pittsburgh 1/22/17)  
 Field Goals Attempts - 3 (Six times, last vs. Los Angeles Rams 2/3/19)  
 Longest Field Goal - 50 at San Diego Chargers (1/14/07)  
 PATs Made - 6 (Twice, last vs. Indianapolis 1/18/15)  
 PATs Attempted - 6 (Twice, last vs. Indianapolis 1/18/15)  
 Points - 13 vs. New York Jets (1/7/07)

### Additional Career Playoff Statistics

Punts - 5 for 209 yards, 41.8 avg., 36.6 net avg., 1 TB, 2 In 20, 53 Lg vs. Indianapolis (1/11/14)  
 Special Teams Tackles - 1 vs. Houston (1/13/13), 1 vs. Philadelphia (2/4/18)

### Game-Winning Field Goals\*

1/14/07 at San Diego^ (31 yards)  
 10/17/10 vs. Baltimore (35 yards, OT)  
 10/21/12 vs. N.Y. Jets (48 yards, OT)  
 9/8/13 at Buffalo (35 yards)  
 11/24/13 vs. Denver (31 yards, OT)  
 12/1/13 at Houston (53 yards)  
 11/15/15 at N.Y. Giants (54 yards)  
 9/11/16 at Arizona (32 yards)  
 10/14/18 vs. Kansas City (28 yards)  
**9/14/20 at Denver (25 yards)**  
**9/20/20 vs. Jacksonville (49 yards)**  
**9/27/20 at Minnesota (55 yards)**

\* A game-winning field goal is defined as one that was the final score of the game and gave the kicker's team the lead at any time in the fourth quarter or overtime.

^ Denotes postseason game



# 22 DERRICK HENRY

**RUNNING BACK • 6'3" • 247 LBS • COLLEGE: ALABAMA**  
**ACQUIRED: 2ND ROUND - 2016 • NFL EXPERIENCE (NFL/TITANS): 5/5**  
**HOMETOWN: YULEE, FLA.**  
**GAMES PLAYED/GAMES STARTED: 73/42 (PLAYOFFS: 5/5)**



**Pro Bowl: 2019**



**Captain: 2020**

**PRO:** The Titans selected Heisman Trophy winner Derrick Henry in the second round of the 2016 NFL Draft out of the University of Alabama. The 6-foot-3-inch, 247-pounder is a powerful, downhill runner who displays tremendous speed and balance. In 2019, Henry was the NFL's leading rusher with 1,540 yards and 16 rushing scores. He racked up 3,833 rushing yards and scored 38 rushing touchdowns during his first four NFL seasons, including back-to-back 1,000-yard seasons in 2018 and 2019. At Alabama, the Heisman Trophy winner set numerous school and SEC records while leading his team to a National Championship in 2015.

### CAREER HIGHLIGHTS:

- In 2019, Henry was the NFL's leading rusher with a career-best 1,540 rushing yards on a career-high 303 carries for a career-high 16 rushing touchdowns.
- In 2019, Henry received numerous awards and recognition, including the NFL's FedEx Ground Player of the Year, second-team All-Pro by the Associated Press and his first career Pro Bowl selection.
- In 2019, led the AFC, ranked third in the NFL, and led the team with a career-high 18 total touchdowns.
- Ranked second in the AFC and fourth in the NFL with a career-high 1,746 yards from scrimmage in 2019.
- In 2019, Henry recorded eight 100-yard rushing performances including the postseason.
- In 2019, moved into fifth place on the franchise's all-time rushing touchdowns list after passing Lorenzo White (29) against Kansas City (11/10/19). In the same game, Henry also became the ninth player in franchise history to reach 3,000 career rushing yards.
- In Week 17 of the 2019 season, he was named AFC Offensive Player of the Week after his performance at Houston (12/29/19), where he rushed a season-high 32 times for a season-best 211 yards with three touchdowns to secure the NFL's rushing title.
- In 2019, became the sixth player in franchise history with at least 12 touchdowns in two or more consecutive seasons.
- In 2019, joined Napoleon Kaufman (1997-99) and Robert Smith (1997-2000) as the only players in NFL history to record a rushing touchdown of at least 70 yards in three consecutive seasons.
- Passed Steve McNair (3,439 career rushing yards) for sixth place on the team's all-time rushing list, and later passed Hoyle Granger (3,514) for fifth place on the team's all-time rushing list in 2019.
- In 2019, Henry started all three of the team's playoff games and finished the postseason with 83 carries for a league-best 446 yards and two touchdowns, all of which set career-highs. His 446 rushing yards in the postseason ranked second in franchise playoff history behind Eddie George's 449 rushing yards during the 1999 playoffs.
- In 2019, during Wild Card Weekend at New England (1/4/20), Henry set a then-franchise playoff record with 182 rushing yards on 34 carries and a touchdown, which marked the second-most yards on the road in an NFL playoff game since 1950. The following week during the Divisional Round at Baltimore (1/11/20), set a franchise playoff record with 195 rushing yards on 30 carries.
- In 2018, Henry was named to the PFWA All-AFC team after setting then single-season career highs in carries (215), rushing yards (1,059), rushing long (99t), and touchdowns (12).
- 2018 marked Henry's first career 1,000-yard season. He finished sixth in the NFL in rushing yards.
- In 2018, named AFC Offensive Player of the Week for Week 13 after collecting a franchise-best 238 rushing yards with a franchise-tying four

rushing touchdowns against Jacksonville on Thursday Night Football (12/6). In the same game, he scored four rushing touchdowns to tie the franchise's single-game record (Earl Campbell, Lorenzo White).

- In Week 13 of the 2018 season, recorded the second 99-yard touchdown run in NFL history (Tony Dorsett). The run also set the mark for the longest touchdown run in franchise history and tied for the longest scrimmage play in NFL history. He also became the second player in NFL history with a rushing touchdown of at least 90 yards and a rushing touchdown of at least 50 yards in the same game (Chris Johnson).
- In 2018, named AFC Offensive Player of the Month for December after registering 97 carries for 625 yards and eight touchdowns.
- In 2018, became the seventh NFL player since the 1970 AFL-NFL merger with at least four rushing touchdowns and at least 200 rushing yards in a game (Clinton Portis, Barry Sanders, Doug Martin, Jonas Gray, Mike Anderson and Corey Dillon). Henry became the first to accomplish the feat in fewer than 20 carries (17).
- In 2017, Henry led the Titans with 744 rushing yards on 176 carries, and he rushed for five touchdowns for the second consecutive season.
- In the team's Wild Card playoff victory at Kansas City on Jan. 6, 2018, Henry recorded a franchise postseason record of 191 scrimmage yards (156 rushing, 35 receiving), breaking a 57-year-old postseason record set on Jan. 1, 1961, when Billy Cannon had 178 scrimmage yards against the Los Angeles Chargers. Henry's 156 rushing yards ranked second in franchise postseason history (162 by Eddie George on Jan. 16, 2000).
- In 2016, Henry rushed for 490 yards and five touchdowns to become the third rookie for the franchise in the "Titans era" to score at least five touchdowns in a season, joining Vince Young (seven rushing touchdowns in 2006) and Chris Johnson (nine rushing and one receiving in 2008).
- Despite playing just three seasons and not seeing extensive action in his first campaign at Alabama, Henry finished his career as the school's all-time rushing leader with 3,591 yards.
- As a senior in 2015, Henry claimed the Heisman Trophy and led his team to the College Football Playoff National Championship. He also won the Doak Walker and Maxwell Award and was selected as the Walter Camp Player of the Year after rushing for an Alabama and Southeastern Conference record 2,219 yards.

### TITANS TIDBITS:

- In high school, Henry broke the 51-year-old national high school rushing record with 12,124 yards after compiling 4,261 rushing yards as a senior.
- Henry sealed an Iron Bowl victory with an epic, career-best 271 rushing yards against the Tigers in 2015. He put the Crimson Tide on his back by carrying the ball a school-record 46 times. His 271 rushing yards were 11 more yards than Auburn had in total offense (260). He ended the game with 14 consecutive rushes to run out the clock.
- His late grandmother, Gladys Henry, helped raise him and played a key inspirational role in his development. In 2018, he fulfilled a promise to her and graduated from Alabama with his bachelor's degree. He has a portrait tattoo of her on his chest.
- Gladys Henry nicknamed him "Shocka" as a baby because he "shocked the whole family" when he was born.
- Henry has been growing out his hair since he was in elementary school.

### CAREER TRANSACTIONS:

- The Yulee, Fla., native was selected by the Titans in the second round (45th overall) the 2016 NFL Draft.



## SEASON RECAPS:

**2020 (11/11):** Leads the NFL with 1,257 rushing yards. Ranks second in the NFL with 1,350 yards from scrimmage. Has 20 career 100-yard rushing performances (including the playoffs), including seven in 2020 (at DEN, at MIN, vs. HOU, at CIN, vs. IND, at BAL, at IND). Has led the team in rushing yards 11 times in 2020 (at DEN, vs. JAX, at MIN, vs. BUF, vs. HOU, vs. PIT, at CIN, vs. CHI, vs. IND, at BAL, at IND). Named AFC Offensive Player of the Month for October after averaging a league-high 114.7 rushing yards per game, totaling an AFC-high 344 yards on 61 attempts and scoring an NFL-best five rushing touchdowns. Became the third player in franchise history to rush for 1,200 yards and 10 touchdowns in at least two consecutive seasons. Passed Lorenzo White (4,079 career rushing yards) for fourth place on the franchise's all-time rushing list at Minnesota (9/27/20). Became the fourth player in franchise history to hit 40 career rushing touchdowns at Minnesota (9/27/20). Registered his 50th career touchdown (rushing and receiving) at Baltimore (11/22/20), becoming the fifth player in franchise history to score at least 50 career touchdowns of any kind. Went over the 5,000-yard career rushing mark and became the fourth player in franchise history to reach the plateau at Indianapolis (11/29/20).

- At Denver (9/14), led the team with 116 rushing yards on 31 carries. Caught three passes for 15 yards out of the backfield. Became the third player in franchise history to record 10 consecutive regular season games with at least 80 scrimmage yards. Extended the Titans' initial scoring drive with an 11-yard rush on third-and-one in the second quarter.

- Against Jacksonville (9/20), rushed 25 times for 84 yards. Became the second player in franchise history to record 11 consecutive regular season games with at least 80 scrimmage yards. Extended the Titans' third touchdown drive with a seven-yard run on third-and-three in the second quarter.

- At Minnesota (9/27), rushed 26 times for 119 yards with two touchdowns. Snared two passes for 11 yards. Extended the Titans' scoring drive in the second quarter with a one-yard rush on fourth-and-one. Cut the Vikings' lead to 24-19 with a one-yard touchdown plunge in the third quarter. Gave the Titans a 25-24 lead with a one-yard touchdown rumble late in the third stanza.

- Against Buffalo (10/13), started at running back and carried the ball 19 times for 57 yards with two touchdowns. It was his 10th career game with at least two rushing touchdowns. Caught one pass for six yards. Gave the Titans a 14-7 advantage with a one-yard touchdown plunge on the third play of the second quarter. Increased the Titans lead to 35-16 with a nine-yard touchdown jaunt off right end in the final quarter.

- Against Houston (10/18), named AFC Offensive Player of the Week after recording 22 carries for a team-best 212 yards and two touchdowns, recording his third career 200-yard rushing game. His 212 rushing yards rank fifth in franchise history, and he now owns three of the top six single-game rushing performances in team annals. Kickstarted the Titans' second touchdown drive with a 34-yard run up the middle in the first quarter. Extended the Titans' second touchdown drive with a two-yard rumble on third-and-one in the opening quarter. Allowed the Titans to regain the lead with a 94-yard touchdown run in the fourth quarter. Became the fifth NFL player to record two career rushing touchdowns of 90 or more yards. Kickstarted the Titans' game-winning drive with a 53-yard catch-and-run down the right sideline in overtime. Sealed the 42-36 victory with a game-winning five-yard touchdown run out the Wildcat formation in overtime.

- Against Pittsburgh (10/25), started at running back and rushed 20 times for 75 yards with a score. Caught two passes out of the backfield. Cut the Steelers lead to 27-24 with a one-yard touchdown plunge in the fourth quarter.

- At Cincinnati (11/1), led the team with 112 rushing yards on 18 carries with a score. Rushed seven times for 46 yards during the Titans' initial scoring drive in the second quarter. Extended the Titans initial touchdown drive with a four-yard run on third-and-one. Cut the Bengals' lead to 10-7 with a three-yard touchdown jaunt off right guard in the second quarter. Kept the Titans' second touchdown drive alive with a seven-yard run on third-and-one in the fourth quarter.

- Against Chicago (11/8), rushed 21 times for a team-high 68 yards. Extended the Titans' first touchdown drive with a two-yard run on third-and-two in the second quarter. Kickstarted the Titans' final touchdown drive with a 26-yard jaunt off right end in the fourth quarter.

- Against Indianapolis (11/12), led the team with 103 rushing yards on 19 carries. Hauled in one pass for six yards.

- At Baltimore (11/22), carried the ball 28 times for 133 yards with the game-winning score, his 50th career touchdown. Extended a Titans' scoring drive with a three-yard run on third-and-one late in the second quarter. Ran for

a 24-yard gain in the fourth quarter, which put him over the 1,000-yard rushing mark for the third consecutive season. Gave the Titans a 30-24 victory with a 29-yard game-winning, walkoff touchdown run in overtime.

- At Indianapolis (11/29), led the team with 178 rushing yards on 27 carries with three rushing scores. Extended his streak to eight consecutive regular season road games with at least 100 rushing yards. Registered his third career game with at least three rushing touchdowns. Caught two passes for seven yards. Gave the Titans an early 7-0 lead by taking a sweep lateral and sprinting 12 yards for the opening touchdown. Increased the Titans lead to 21-14 with a one-yard touchdown run off right end in the second quarter. On his second touchdown of the day, he passed Charlie Hennigan (51) for fourth place on the franchise's all-time touchdowns list. Kickstarted the Titans' fourth touchdown drive with a 31-yard jaunt off right tackle in the second stanza. Slashed his way to an 11-yard touchdown run and a 28-14 lead with less than two minutes remaining in the first half.

**2019 (15/15, 3/3):** Named the NFL's FedEx Ground Player of the Year. Named second-team All-Pro by the Associated Press. Selected to his first career Pro Bowl. Started 15 games at running back and led the NFL with a career-best 1,540 rushing yards. Led the AFC, ranked third in NFL and led the squad with a career-high 18 total touchdowns. Hauled in 18 receptions for 206 yards with two receiving touchdowns. Ranked second in the AFC and fourth in the NFL with a career-best 1,746 yards from scrimmage. Has posted 24 rushing touchdowns in his past 20 regular season games, which leads the NFL in that time period. Finished with the fourth-best rushing yardage total in franchise history and second in franchise history with 16 rushing touchdowns. Was inactive for one contest. Started all three playoff contests and finished the postseason with 83 rushing attempts for a league-best 446 yards and two touchdowns. His rushing yardage total ranked second in franchise postseason history behind Eddie George's 449 rushing yards during the 1999 playoffs. Hauled in five passes for 21 yards and threw a three-yard touchdown pass. Led the team in rushing yards 17 times in 2019 (at CLE, vs. IND, at ATL, vs. BUF, at DEN, vs. LAC, vs. TB, at CAR, vs. KC, vs. JAX, at IND, at OAK, vs. HOU, at HOU, at NE, at BAL, at KC). Tied for the team lead in receptions once in 2019 (at BAL). With two rushing touchdowns against Kansas City (11/10/19), passed Lorenzo White (29) for fifth place on the franchise's all-time rushing touchdowns list. Became the sixth player in franchise history with at least 12 touchdowns in two or more consecutive seasons. With his 74-yard touchdown run against Jacksonville (11/24/19), he joined Napoleon Kaufman (1997-1999) and Robert Smith (1997-2000) as the only players in NFL history to record a rushing touchdown of at least 70 yards in three consecutive seasons. Passed Steve McNair (3,439 career rushing yards) for sixth place on the team's all-time rushing list and later passed Hoyle Granger (3,514) for fifth place on the team's all-time rushing list at Oakland (12/8/19). Set a franchise playoff record with 182 rushing yards at New England (1/4/20) and then reset it with 195 rushing yards at Baltimore (1/11/20).

- At Cleveland (9/8), started at running back and rushed a game-high 19 times for a team-best 84 yards with a touchdown. Snared one reception for a career-best 75-yard touchdown. It was his first career performance with a rushing touchdown and receiving touchdown in a game. Gave the Titans a 10-6 lead with a one-yard touchdown plunge in the second quarter. Answered a Browns touchdown with a 75-yard touchdown reception on a screen to give the Titans a 22-13 lead late in the third quarter.

- Against Indianapolis (9/15), started at running back and led the team with 82 rushing yards on 15 carries with a touchdown. Caught two passes for 12 yards. Gave the Titans a 14-13 lead with a one-yard touchdown plunge in the third stanza.

- At Atlanta (9/29), started at running back and led the team with 100 rushing yards on 27 carries. Hauled in one reception for eight yards out of the backfield.

- Against Buffalo (10/6), started at running back and led the team with 78 rushing yards on 20 carries with a touchdown. Rumbled for 24 yards on a rush off right end late in the first quarter. Evened the score at 7-7 with a one-yard touchdown plunge on third-and-one in the third quarter.

- Against L.A. Chargers (10/20), started at running back and led the team with 90 rushing yards on 22 rushes with a touchdown. Snagged one reception for 18 yards. Extended the Titans' lead to 23-13 with an 11-yard touchdown rumble off left end in the fourth quarter. On an eight-yard run in the fourth quarter, he passed Ronnie Coleman (2,769 career rushing yards) for ninth place on the franchise's all-time rushing list.

- At Carolina (11/3), started at running back and carried the ball 13 times for 63 yards with a touchdown. Snared three passes for 36 yards with a receiving score. During the Titans' initial touchdown drive in the third quarter, rushed seven times for 47 yards and finished the march with an

eight-yard touchdown run up the middle. Cut the Panthers' lead to 24-14 with a 23-yard touchdown reception on a screen early in the final quarter.

- Against Kansas City (11/10), started at running back and rushed 23 times for a then-season-best 188 rushing yards with two touchdowns. Caught two passes for three yards. Gave the Titans a 20-19 with a 68-yard touchdown run up the middle in the third quarter. On his 68-yard touchdown, became the ninth player in franchise history to reach 3,000 career rushing yards. Cut the Chiefs' lead to 29-27 with a one-yard touchdown plunge midway through the fourth quarter.

- Against Jacksonville (11/24), started at running back and rushed 19 times for 159 yards with two touchdowns. Caught one pass for 16 yards. Set up the Titans' second touchdown with a pass to Jonnu Smith which drew a 16-yard pass interference penalty in the end zone in the third quarter. Broke the game open with a 74-yard touchdown run down the left sideline in the third quarter. Less than 30 seconds later after a Titans' fumble recovery on the ensuing kickoff, gave the team a commanding 28-3 lead with a seven-yard touchdown plunge.

- At Indianapolis (12/1), started at running back and carried the ball 26 times for 149 yards with a touchdown. Tied for the team lead with three receptions for 17 yards. Posted his third consecutive 100-yard+ rushing performance. Kept the Titans' opening touchdown drive alive with a three-yard run on third-and-one in the first quarter. Kickstarted the Titans' second touchdown march with a 34-yard run off right end in the third stanza. Cut the Colts lead to 17-14 with a 13-yard touchdown jaunt on fourth-and-one in the third quarter.

- At Oakland (12/8), started at running back and posted his fourth consecutive 100-yard rushing performance with a team-best 103 yards on the ground on 18 carries with two rushing scores. Caught one pass for six yards. Extended the Titans' first touchdown drive with a 12-yard rumble on third-and-one in the opening quarter. Evened the score at 7-7 with a 12-yard touchdown run off left end in the opening quarter. Gave the Titans a 28-21 lead with a 10-yard touchdown jaunt up the middle in the third stanza.

- At Houston (12/29), named AFC Offensive Player of the Week. Rushed a season-high 32 times for a season-best 211 yards with three touchdowns to become the NFL's leading rusher in 2019. Carried the ball seven times for 46 yards during the Titans' touchdown march to start the second half. Increased the Titans lead to 21-7 with a three-yard touchdown plunge in the third quarter. Gave the Titans a 28-14 advantage with a one-yard touchdown run early in the final stanza. Sealed the victory and captured the 2019 NFL rushing title with a 53-yard touchdown jaunt late in the fourth quarter.

- At New England (1/4), started at running back and led the team with a then franchise playoff record 182 rushing yards on 34 carries with a touchdown. Snared a 22-yard reception out of the backfield. Rushed for the second-most yards on the road in an NFL playoff game since 1950. Fueled the Titans' opening touchdown march with seven carries for 49 yards. Kickstarted the Titans' second touchdown drive with a 29-yard jaunt off right tackle in the second quarter. Set up the Titans' second touchdown with a 22-yard catch on a screen down to the Patriots' one-yard line late in the second quarter. Gave the Titans a 14-13 lead with a one-yard touchdown plunge late in the second stanza. Accounted for all 75 yards during the Titans' second touchdown drive.

- At Baltimore (1/11), started at running back. Collected a franchise postseason record 195 rushing yards on 30 carries and threw his first career touchdown pass. Tied for the team lead with two catches for seven yards. Set up the Titans' third touchdown of the afternoon with a 66-yard jaunt up the middle to the Ravens' six-yard line in the third quarter. Extended the Titans lead to 21-6 with a three-yard touchdown pass to Corey Davis out of the wildcat formation midway through the third stanza.

- At Kansas City (1/19), started at running back and rushed 19 times for 69 yards with a touchdown. Hauled in two passes for minus-eight yards. Gave the Titans a 10-0 lead with a four-yard touchdown run on a direct snap in the first quarter. Extended the Titans' second touchdown drive with a three-yard run on third-and-one in the second stanza.

**2018 (16/12):** Named to the PFWA's All-AFC team. Played in all 16 games with 12 starts at running back. Led the team and tied for the AFC lead with a then career-best 12 rushing touchdowns. Led the team and ranked second in the AFC with a then career-high 1,059 rushing yards on 215 carries. Hauled in 15 receptions for 99 yards. Completed two of three passes for 14 yards. Set a franchise record with 238 rushing yards and tied a franchise mark with four rushing touchdowns, including an NFL-record-tying 99-yard rushing score against Jacksonville (12/6/18). Led the team in rushing yards eight times in 2018 (vs. HOU, at JAX, at BUF, vs. NE,

at IND, vs. JAX, at NYG, vs. WAS). Named AFC Offensive Player of the Week after collecting a franchise-best 238 rushing yards with a franchise-tying four rushing touchdowns against Jacksonville (12/6/18). Named AFC Offensive Player of the Month for December 2018 after registering 97 carries for 625 yards and eight touchdowns. Henry authored one of only four calendar months for the franchise since 1970 in which a player rushed for at least 600 yards.

- Against Houston (9/16), started at running back and led the team with 18 carries and 56 rushing yards. Posted his first career completion with a toss to Taywan Taylor for eight yards on a play out of the Wildcat formation. Extended the Titans' second scoring drive with a five-yard jaunt out of the Wildcat on third-and-one in the first quarter.

- At Los Angeles Chargers in London (10/21), started at running back and carried the ball 12 times for 33 yards with a touchdown. Snared two receptions for 32 yards out of the backfield. Ignited the Titans' second scoring drive with a 21-yard catch in the second stanza. Cut the Chargers' lead to 17-13 with a one-yard touchdown plunge with 9:43 left to play in the third quarter. Kept the Titans' final touchdown drive alive with a three-yard run on third-and-one in the fourth quarter.

- Against New England (11/11), started at running back and led the team with 58 rushing yards on 11 carries with a then career-high-tying two rushing scores. Extended the Titans lead to 24-10 with a one-yard touchdown plunge late in the second quarter. Sealed the Titans' victory with a 10-yard touchdown run out of the Wildcat to make the score 34-10 in the fourth quarter.

- Against Jacksonville (12/6), named AFC Offensive Player of the Week after rushing 17 times for a franchise-best 238 rushing yards with a franchise-tying four rushing touchdowns. His 238 rushing yards set a new franchise record, breaking Chris Johnson's mark of 228 yards against the Jaguars on Nov. 1, 2009. Became the seventh NFL player since the 1970 AFL-NFL merger with at least four rushing touchdowns and at least 200 rushing yards in a game. Matched Johnson as the only players in NFL history with a rushing touchdown of at least 90 yards and a rushing touchdown of at least 50 yards in the same game. Gave the Titans an early 7-0 lead with a three-yard touchdown plunge in the first quarter. Gave the Titans a commanding 13-2 lead with an NFL record-tying long 99-yard touchdown jaunt that featured multiple stiff arms in the second quarter. Notched his third rushing touchdown of the evening with a 16-yard rumble up the middle in the third quarter. Tied the franchise record with his fourth rushing score on a 54-yard sprint down the right sideline in the third stanza. With his four touchdowns in the game, he set a new career high with nine rushing touchdowns on the season.

- At N.Y. Giants (12/16), started at running back and posted a career-high 33 rushes for 170 yards and two touchdowns. Grabbed one reception out of the backfield. Recorded a team-best 10 first downs. Gave the Titans an early 7-0 lead with a one-yard touchdown plunge on fourth-and-goal in the first stanza. On a 22-yard run in the second quarter, surpassed 2,000 career rushing yards. Increased the Titans lead to 14-0 with his second one-yard touchdown run of the afternoon with 2:20 left to play in the third quarter.

- Against Washington (12/22), started at running back and rushed 21 times for 84 yards with a touchdown. Caught one pass for eight yards. Gave the Titans an early 6-3 lead with a one-yard touchdown plunge in the first quarter. Set up the Titans' game-winning touchdown with an 18-yard rumble down to the Redskins' two-yard line in the final stanza.

- Against Indianapolis (12/30), started at running back and led the team with 93 rushing yards on 16 carries. Hauled in one reception for 13 yards. Set up a Titans' touchdown by rumbling 33 yards to the Colts' 22-yard line late in the third quarter.

**2017 (16/2, 2/2):** Saw action in all 16 games with two starts at running back and led the team with a career-best 744 rushing yards on 176 carries. Tied for second on the squad with five rushing touchdowns. Caught 11 passes for 136 yards with a touchdown. Started his first two career postseason contests and led the squad with 184 rushing yards on 35 carries with a touchdown. Recorded five catches for 56 yards. Led the team in rushing yards eight times in 2017 (at JAX, vs. IND, vs. BAL, vs. CIN, at PIT, at IND, vs. HOU, at KC). Had three 100-yard rushing performances (including the playoffs) in 2017 (vs. IND, vs. HOU, at KC). Collected a career-best 131 rushing yards against Indianapolis (10/16/17). Set a new single-game postseason franchise record with 191 scrimmage yards at Kansas City (1/6/18), breaking a 57-year-old record.

- At Jacksonville (9/17), saw action as a reserve at running back and led the team with a then career-best 92 rushing yards on 14 carries with a touchdown. Posted 87 of his rushing yards in the second half. Kept the

Titans' second scoring drive alive with a two-yard run on third-and-one in the second quarter. Gave the Titans a 16-3 lead with a punishing 17-yard touchdown run up the middle with 6:36 left to play in the third quarter. Extended the Titans' final touchdown drive with a three-yard plunge on third-and-one in the final quarter.

- Against Indianapolis (10/16), saw action as a reserve at running back and led the team with a career-best 131 rushing yards on a career-high 19 rushes with a touchdown. Caught one pass for 14 yards out of the backfield. Sealed the Titans' win with a 72-yard touchdown rumble down the left sideline on third-and-five with 47 second left to play in the game.
- Against Baltimore (11/5), played as a reserve at running back and led the team with 26 rushing yards on eight carries including a touchdown. Caught two passes for 10 yards. Increased the Titans lead to 16-6 with a one-yard touchdown run on third-and-one in the second quarter. Extended the Titans' game-winning touchdown drive with a six-yard catch on third-and-three in the fourth quarter.
- At Indianapolis (11/26), saw action as a reserve at running back and led the team with 79 rushing yards on 13 carries. Hauled in one reception for 10 yards out of the backfield. During the team's game-winning drive in the fourth quarter, posted five carries for 42 yards and one reception for 10 yards. Helped seal the game with a 16-yard run on the first play after the two-minute warning.
- Against Houston (12/3), played as a reserve at running back and led the team with 109 rushing yards on 11 carries with a score. Set up the Titans' first touchdown with a 24-yard rumble down to the Texans' nine-yard line. Extended the Titans' second touchdown drive with a three-yard run on fourth-and-one late in the third quarter. Clinched the victory with a 75-yard touchdown run on third-and-five late in the fourth quarter.
- At Arizona (12/10), started at running back as the team opened in a two-back set and rushed eight times for 20 yards with a touchdown. Gave the Titans a 7-0 lead with a six-yard touchdown run off left end with 7:16 remaining in the first half.
- Against Jacksonville (12/31), started at running back and carried the ball a career-high 28 times for 51 yards. Led the team with 66 receiving yards and a touchdown. Gave the Titans a 6-0 lead with a 66-yard touchdown catch on a screen pass early in the second quarter.
- At Kansas City (1/6), started at running back and led the team with 156 rushing yards on 23 carries with a touchdown in his first career postseason game. Caught two passes for 35 yards out of the backfield. His 191 scrimmage yards set a new single-game postseason record for the franchise, breaking a 57-year-old record. Cut the Chiefs' lead to 21-16 with a 35-yard touchdown jaunt with 14:08 left to play in the game. Sealed the victory with a 22-yard rumble for a first down on third-and-10 with 1:53 remaining in the game.

**2016 (15/2):** Played in 15 games with two starts at running back as a rookie and ranked second on the team with 490 rushing yards on 110 carries with five touchdowns. Became the third rookie for the franchise in the "Titans era" to score at least five touchdowns in a season. Hauled in 13 receptions for 137 yards. Did not play in one contest after suffering an injury in pregame warmups. Led the team in rushing yards twice (at CHI, vs. HOU). Tied for the team lead in receptions once (vs. JAX). Appeared in his first career NFL game and started at running back against Minnesota (9/11/16). Posted his first career touchdown against Jacksonville (10/27/16).

- Against Minnesota (9/11), made his NFL debut and started in a two-running back set. Carried the ball five times for three yards and caught two passes for 41 yards. Set up the Titans' opening field goal by hauling in his first career catch and reversing field for a 29-yard gain in the first quarter.
- At Detroit (9/18), played as a reserve at running back and rushed nine times for 40 yards. Caught one pass for nine yards. Extended the Titans' first scoring drive with a five-yard jaunt on third-and-one late in the opening stanza.
- At Miami (10/9), started at running back as the team opened the game in a two-running back set. Rushed seven times for 54 yards with a long rush of 22 yards. Set up the Titans' second touchdown with a 22-yard dash up the middle in the second quarter.
- Against Jacksonville (10/27), played significant snaps as a reserve at running back and rushed 16 times for 60 yards with his first career touchdown. Tied for the team lead with four receptions for 37 yards. Increased the Titans lead to 17-0 with his first career rushing touchdown on a six-yard run off right end in the second quarter. Kept the Titans' final scoring drive alive with a two-yard rumble on third-and-one on the first play of the fourth quarter.
- At San Diego (11/6), did not play after being injured in pregame warmups.
- At Chicago (11/27), played as a reserve at running back and led the team

with 60 rushing yards on eight carries with a touchdown. Evened the score at 7-7 with an 11-yard touchdown run off left tackle with four seconds left to play in the first quarter.

- At Kansas City (12/18), played as a reserve at running back and carried the ball nine times for 58 yards with two touchdowns. Carried the ball five times for 41 yards during the Titans' initial touchdown drive that was punctuated by his four-yard touchdown run with 11:58 left to play in the second quarter. Cut the Chiefs' lead to 17-16 with his second touchdown of the afternoon, a one-yard jaunt, with 3:12 left to play in the fourth quarter.
- Against Houston (1/1), played as a reserve at running back and led the team with a career-best 65 rushing yards on 15 carries with a touchdown. Caught one pass for three yards. Kept the Titans' final touchdown drive alive with a 14-yard run on third-and-one in the third quarter. Gave the Titans a 21-7 advantage with a two-yard touchdown jaunt with 4:44 left to play in the third stanza.

#### COLLEGE:

- In three seasons at Alabama (2013-15), Henry played in 39 games and totaled 602 carries for a school-record 3,591 yards and 42 rushing touchdowns and added 285 yards on 17 career receptions with three receiving scores. Henry won numerous awards including the Heisman Trophy, the Doak Walker Award, Walter Camp Award, and Maxwell Award. During Alabama's victory over Clemson in the 2016 College Football Playoff National Championship, he broke Shaun Alexander's record for most career rushing yards in Alabama history.
- As a junior (2015), claimed the Crimson Tide's second Heisman Trophy and led his team to the College Football Playoff National Championship. Also won the Doak Walker and Maxwell Award and was selected as the Walter Camp Player of the Year. Named a unanimous first team All-American and first team All-SEC by the league's coaches and the Associated Press. Selected as the SEC Offensive Player of the Year by both outlets. Rushed for a school- and Southeastern Conference record 2,219 yards, which led the nation and was the fifth most in a single-season by an FBS player in college football history. Averaged 147.9 yards per game, which was second in the country. His 28 rushing touchdowns were a national best and an SEC record, snapping Tim Tebow and Tre Mason's old mark of 23. Led the SEC in rushing in conference games with a 179.2 yards per game average, including 13 touchdowns. Had multiple rushing touchdowns in nine games and set the Alabama single-season record with 10 100-yard rushing games and four 200-yard games, which broke Bobby Humphrey's school record (3) set in 1986. Only the third running back in SEC history (Herschel Walker and Bo Jackson) to have four 200-yard games in a single season. Set the school record with 11 consecutive games with a rushing touchdown and finished his career 20 straight, which was the most in the SEC history. Caught 11 passes for 91 yards. Accounted for a team-high 109 first down rushes on a school-record 395 carries. Was a five-time SEC Offensive Player of the Week (Wisconsin, Georgia, Texas A&M, Mississippi State and Auburn).
- At Auburn (11/28/15), produced a Heisman-worthy performance as he rushed his way past the Tigers on the Plains to the tune of a career-high 271 yards on the ground on a school-record 46 carries. Scored a touchdown on his 46th and final carry on a 25-yard jaunt that capped 14 straight rushes to end the game. Earned Walter Camp National Player of the Week honors and SEC Player of the Week accolades.
- Against Clemson (1/11/16), rushed for 158 yards and three touchdowns as the Crimson Tide claimed a 45-40 victory to win the national championship. Carried 36 times, including a 50-yard touchdown scamper in the first quarter and then sealed the win with a one-yard plunge with 1:07 remaining in the game.
- As a sophomore (2014), finished the year with 990 rushing yards on 172 carries with 11 rushing touchdowns. Had five receptions for 133 yards and two receiving touchdowns. Played in all 14 games with two starts and had 21 explosive rushes of 12 yards or more while converting 47 first downs, including four on third down. Three of his five receptions were explosive, taking screen passes 29, 41 and 52 yards.
- As a freshman (2013), as a true freshman saw action in 12 games and totaled 382 rushing yards on 35 carries for a 10.9 yards per carry average. Rushed 10 times (28.6 percent) for 12 yards or more while converting 17 first downs. Took his one pass reception to the end zone for a 61-yard catch and run in the Sugar Bowl. Contributed three tackles on special teams. Registered two 100-yard game (111 vs. Arkansas and 100 vs. Oklahoma).
- Graduated from Alabama in May 2018 with a degree in communications.



**PERSONAL:**

- Single, splits time between Nashville and Yulee, Fla.
- Attended Yulee (Fla.) High School, where he was five-star prospect that was listed as the nation's No. 1 athlete and No. 4 running back prospect.
- Was a member of the 2012 All-USA Football Team, chosen by USA Today and also was named the 2012 Maxwell Football Club National High School Player of the Year.
- Broke Ken Hall's 51-year-old national high school rushing record with 12,124 yards after rushing for 4,261 yards as a senior in 2012. Was a Parade Magazine All-American and the publication's National Player of the Year.
- Played for the East squad in the U.S. Army All-American Bowl, rushing for 53 yards with a touchdown and a two-point conversion.
- Named MaxPreps National Player of the Year and first-team All-American after finishing his high school career with 153 rushing touchdowns, which ranks fifth all time, including 55 scores in 2012.
- Set the Florida high school record with a 510-yard performance against Jacksonville Jackson and averaged 9.2 yards per carry and 327.8 yards per game as a senior.
- Named 2012 first-team All-State selection by the Associated Press and was the Player of the Year on the All-First Coast team.
- Named the 2012 Columbus (Ohio) Touchdown Club National High School Player of the Year as a senior.
- As a junior (2011), rushed for 2,610 yards and 34 scores to earn first-team All-Coast honors from the Florida Times-Union.
- As a sophomore (2010) was named first-team All-Coast running back after rushing for 2,788 yards and 38 touchdowns while averaging 8.9 yards per attempt.
- As a freshman (2009), rushed for 2,465 yards and 26 scores.
- Also played basketball and ran track (100, 400, 4x100, 4x400) in high school.
- As a standout track & field athlete, he competed as a sprinter and posted a personal-best time of 11.11 seconds in the 100-meter dash at the 2011 FHSAA 2A District 3 Championships, where he placed seventh.
- List of favorites: (movie) "Remember the Titans"; (musician) Kevin Gates; (place to get away) anywhere with his family; (food) wings; (athletes as a child) LaDainian Tomlinson and Eddie George; (sports teams as a child) New York Yankees, Los Angeles Lakers.
- Has a dog, Nino.
- Follow Henry on Twitter at @kinghenry\_2.
- Follow Henry on Instagram at @last\_king\_2.
- Born Derrick Lamar Henry, Jr. on Jan. 4, 1994 in Yulee, Fla.



# DERRICK HENRY'S GAME-BY-GAME

## 2016 Tennessee Titans

Date	Opp	W/L	P/S	Att	RUSHING				RECEIVING				
					Yds	Avg	Lg	TD	No	Yds	Avg	Lg	TD
Sept 11	Min	L	S	5	3	0.6	5	0	2	41	20.5	29	0
Sept 18	@ Det	W	p	9	40	4.4	9	0	1	9	9.0	9	0
Sept 25	Oak	L	p	10	45	4.5	13	0	0	0	-	0	0
Oct 2	@ Hou	L	p	3	9	3.0	6	0	0	0	-	0	0
Oct 9	@ Mia	W	S	7	54	7.7	22	0	0	0	-	0	0
Oct 16	Cle	W	p	2	7	3.5	4	0	2	20	10.0	12	0
Oct 23	Ind	L	p	1	3	3.0	3	0	0	0	-	0	0
Oct 27	Jax	W	p	16	60	3.8	15	1	4	37	9.3	15	0
Nov 6	@ SD	L	DNP										
Nov 13	GB	W	p	9	31	3.4	19	0	0	0	-	0	0
Nov 20	@ Ind	L	p	0	0	-	0	0	0	0	-	0	0
Nov 27	@ Chi	W	p	8	60	7.5	17	1	0	0	-	0	0
Dec 11	Den	W	p	12	42	3.5	6	0	1	5	5.0	5	0
Dec 18	@ KC	W	p	9	58	6.4	15	2	0	0	-	0	0
Dec 24	@ Jax	L	p	4	13	3.3	10	0	2	22	11.0	11	0
Jan 1	Hou	W	p	15	65	4.3	14	1	1	3	3.0	3	0
<b>Totals</b>		<b>9-7</b>	<b>15/2</b>	<b>110</b>	<b>490</b>	<b>4.5</b>	<b>22</b>	<b>5</b>	<b>13</b>	<b>137</b>	<b>10.5</b>	<b>29</b>	<b>0</b>

## 2017 Tennessee Titans

Date	Opp	W/L	P/S	Att	RUSHING				RECEIVING				
					Yds	Avg	Lg	TD	No	Yds	Avg	Lg	TD
Sept 10	Oak	L	p	6	25	4.2	8	0	0	0	-	0	0
Sept 17	@ Jax	W	p	14	92	6.6	17t	1	0	0	-	0	0
Sept 24	Sea	W	p	13	54	4.2	25	0	1	10	10.0	10	0
Oct 1	@ Hou	L	p	6	7	1.2	3	0	0	0	-	0	0
Oct 8	@ Mia	L	p	4	9	2.3	11	0	0	0	-	0	0
Oct 16	Ind	W	p	19	131	6.9	72t	1	1	14	14.0	14	0
Oct 22	@ Cle	W	p	13	13	1.0	9	0	2	11	5.5	8	0
Nov 5	Bal	W	p	8	26	3.3	10	1	2	10	5.0	6	0
Nov 12	Cin	W	p	11	52	4.7	23	0	0	0	-	0	0
Nov 16	@ Pit	L	p	7	32	4.6	16	0	0	0	-	0	0
Nov 26	@ Ind	W	p	13	79	6.1	16	0	1	10	10.0	10	0
Dec 3	Hou	W	p	11	109	9.9	75t	1	0	0	-	0	0
Dec 10	@ Ari	L	S	8	20	2.5	9	1	0	0	-	0	0
Dec 17	@ SF	L	p	7	19	2.7	10	0	2	9	4.5	8	0
Dec 24	LAR	L	p	8	25	3.1	10	0	1	6	6.0	6	0
Dec 31	Jax	W	S	28	51	1.8	13	0	1	66	66.0	66t	1
<b>Totals</b>		<b>9-7</b>	<b>16/2</b>	<b>176</b>	<b>744</b>	<b>4.2</b>	<b>75t</b>	<b>5</b>	<b>11</b>	<b>136</b>	<b>12.4</b>	<b>66t</b>	<b>1</b>
<b>Playoffs</b>													
Jan 6	@ KC	W	S	23	156	6.8	35t	1	2	35	17.5	29	0
Jan 13	@ NE	L	S	12	28	2.3	4	0	3	21	7.0	14	0
<b>Totals</b>		<b>1-1</b>	<b>2/2</b>	<b>35</b>	<b>184</b>	<b>5.3</b>	<b>35t</b>	<b>1</b>	<b>5</b>	<b>56</b>	<b>11.2</b>	<b>29</b>	<b>0</b>

## 2018 Tennessee Titans

Date	Opp	W/L	P/S	Att	RUSHING				RECEIVING				
					Yds	Avg	Lg	TD	No	Yds	Avg	Lg	TD
Sept 9	@ Mia	L	S	10	26	2.6	5	0	1	5	5.0	5	0
Sept 16	Hou	W	S	18	56	3.1	9	0	0	0	-	0	0
Sept 23	@ Jax	W	S	18	57	3.2	14	0	0	0	-	0	0
Sept 30	Phi	W	S	8	24	3.0	14	0	2	7	3.5	13	0
Oct 7	@ Buf	L	S	11	56	5.1	14	0	0	0	-	0	0
Oct 14	Bal	L	S	7	21	3.0	6	0	1	5	5.0	5	0
Oct 21	@ LAC	L	S	12	33	2.8	7	1	2	32	16.0	21	0
Nov 5	@ Dal	W	S	6	27	4.5	13	1	2	5	2.5	3	0
Nov 11	NE	W	S	11	58	5.3	14	2	0	0	-	0	0
Nov 18	@ Ind	L	p	9	46	5.1	16	0	0	0	-	0	0

Nov 26	@ Hou	L	p	8	30	3.8	8	0	2	19	9.5	11	0
Dec 2	NYJ	W	p	10	40	4.0	12	1	2	5	2.5	4	0
Dec 6	Jax	W	p	17	238	14.0	99t	4	0	0	-	0	0
Dec 16	@ NYG	W	S	33	170	5.2	22	2	1	0	0.0	0	0
Dec 22	Was	W	S	21	84	4.0	18	1	1	8	8.0	8	0
Dec 30	Ind	L	S	16	93	5.8	33	0	1	13	13.0	13	0
<b>Totals</b>		<b>9-7</b>	<b>16/12</b>	<b>215</b>	<b>1,059</b>	<b>4.9</b>	<b>99t</b>	<b>12</b>	<b>15</b>	<b>99</b>	<b>6.6</b>	<b>21</b>	<b>0</b>

## 2019 Tennessee Titans

Date	Opp	W/L	P/S	Att	RUSHING				RECEIVING				
					Yds	Avg	Lg	TD	No	Yds	Avg	Lg	TD
Sept 8	@ Cle	W	S	19	84	4.4	18	1	1	75	75.0	75t	1
Sept 15	Ind	L	S	15	82	5.5	18	1	2	12	6.0	9	0
Sept 19	@ Jax	L	S	17	44	2.6	11	1	1	2	2.0	2	0
Sept 29	@ Atl	W	S	27	100	3.7	16	0	1	8	8.0	8	0
Oct 6	Buf	L	S	20	78	3.9	24	1	0	0	-	0	0
Oct 13	@ Den	L	S	15	28	1.9	6	0	1	5	5.0	5	0
Oct 20	LAC	W	S	22	90	4.1	12	1	1	18	18.0	18	0
Oct 27	TB	W	S	16	75	4.7	34	0	1	8	8.0	8	0
Nov 3	@ Car	L	S	13	63	4.8	12	1	3	36	12.0	23t	1
Nov 10	KC	W	S	23	188	8.2	68t	2	2	3	1.5	6	0
Nov 24	Jax	W	S	19	159	8.4	74t	2	1	16	16.0	16	0
Dec 1	@ Ind	W	S	26	149	5.7	34	1	3	17	5.7	9	0
Dec 8	@ Oak	W	S	18	103	5.7	24	2	1	6	6.0	6	0
Dec 15	Hou	L	S	21	86	4.1	23	0	0	0	-	0	0
Dec 22	NO	L	IA										
Dec 29	@ Hou	W	S	32	211	6.6	53t	3	0	0	-	0	0
<b>Totals</b>		<b>9-7</b>	<b>15/15</b>	<b>303</b>	<b>1,540</b>	<b>5.1</b>	<b>74t</b>	<b>16</b>	<b>18</b>	<b>206</b>	<b>11.4</b>	<b>75t</b>	<b>2</b>
<b>Playoffs</b>													
Jan 4	@ NE	W	S	34	182	5.4	29	1	1	22	22.0	22	0
Jan 11	@ Bal	W	S	30	195	6.5	66	0	2	7	3.5	8	0
Jan 19	@ KC	L	S	19	69	3.6	13	1	2	-8	-4.0	-2	0
<b>Totals</b>		<b>2-1</b>	<b>3/3</b>	<b>83</b>	<b>446</b>	<b>5.4</b>	<b>66</b>	<b>2</b>	<b>5</b>	<b>21</b>	<b>4.2</b>	<b>22</b>	<b>0</b>

## 2020 Tennessee Titans

Date	Opp	W/L	P/S	Att	RUSHING				RECEIVING				
					Yds	Avg	Lg	TD	No	Yds	Avg	Lg	TD
Sept 14	@ Den	W	S	31	116	3.7	13	0	3	15	5.0	6	0
Sept 20	Jax	W	S	25	84	3.4	14	0	0	0	-	0	0
Sept 27	@ Min	W	S	26	119	4.6	16	2	2	11	5.5	6	0
Oct 13	Buf	W	S	19	57	3.0	12	2	1	6	6.0	6	0
Oct 18	Hou	W	S	22	212	9.6	94t	2	2	52	26.0	53	0
Oct 25	Pit	L	S	20	75	3.8	17	1	2	-3	-1.5	-1	0
Nov 1	@ Cin	L	S	18	112	6.2	21	1	0	0	-	0	0
Nov 8	Chi	W	S	21	68	3.2	26	0	0	0	-	0	0
Nov 12	Ind	L	S	19	103	5.4	20	0	1	6	6.0	6	0
Nov 22	@ Bal	W	S	28	133	4.8	29t	1	1	-1	-1.0	-1	0
Nov 29	@ Ind	W	S	27	178	6.6	31	3	2	7	3.5	4	0
Dec 6	Cle												
Dec 13	@ Jax												
Dec 20	Det												
Dec 27	@ GB												
Jan 3	@ Hou												
<b>Totals</b>		<b>8-3</b>	<b>11/11</b>	<b>256</b>	<b>1,257</b>	<b>4.9</b>	<b>94t</b>	<b>12</b>	<b>14</b>	<b>93</b>	<b>6.6</b>	<b>53</b>	<b>0</b>

## DERRICK HENRY'S NFL STATISTICS

### REGULAR SEASON

Year	Team	REGULAR SEASON		RUSHING					RECEIVING				
		GP	GS	Att	Yds	Avg	Lg	TD	No	Yds	Avg	Lg	TD
2016	Tennessee	15	2	110	490	4.5	22	5	13	137	10.5	29	0
2017	Tennessee	16	2	176	744	4.2	75t	5	11	136	12.4	66t	1
2018	Tennessee	16	12	215	1,059	4.9	99t	12	15	99	6.6	21	0
2019	Tennessee	15	15	303	1,540	5.1	74t	16	18	206	11.4	75t	2
2020	Tennessee	11	11	256	1,257	4.9	94t	12	14	93	6.6	53	0
<b>NFL Totals</b>		<b>73</b>	<b>42</b>	<b>1,060</b>	<b>5,090</b>	<b>4.8</b>	<b>99t</b>	<b>50</b>	<b>71</b>	<b>671</b>	<b>9.5</b>	<b>75t</b>	<b>3</b>

### PLAYOFFS

Year	Team	PLAYOFFS		RUSHING					RECEIVING				
		GP	GS	Att	Yds	Avg	Lg	TD	No	Yds	Avg	Lg	TD
2017	Tennessee	2	2	35	184	5.3	35t	1	5	56	11.2	29	0
2019	Tennessee	3	3	83	446	5.4	66	2	5	21	4.2	22	0
<b>NFL Totals</b>		<b>5</b>	<b>5</b>	<b>118</b>	<b>630</b>	<b>5.3</b>	<b>66</b>	<b>3</b>	<b>10</b>	<b>77</b>	<b>7.7</b>	<b>29</b>	<b>0</b>

#### Single-Game Highs

Rushes - 33 at N.Y. Giants (12/16/18)  
 Rushing Yards - 238 vs. Jacksonville (12/6/18)  
 Long Rush - 99t vs. Jacksonville (12/6/18)  
 Touchdowns - 4 vs. Jacksonville (12/6/18)  
 Receptions - 4 vs. Jacksonville (10/27/16)  
 Receiving Yards - 75 at Cleveland (9/8/19)  
 Long Reception - 75t at Cleveland (9/8/19)  
 Touchdowns - 1 (Three times, last at Carolina 11/3/19)

#### Additional Statistics

Pass Attempts - 2 for 3 for 14 yards (2018)  
 Tackles - 4 (2018), 1 (2019)  
 Fumble Recoveries - **1 (2020)**

#### Playoff Single-Game Highs

Rushes - 34 at New England (1/4/20)  
 Rushing Yards - 195 at Baltimore (1/11/20)  
 Long Rush - 66 at Baltimore (1/11/20)  
 Touchdowns - 1 (Three times, last at Kansas City 1/19/20)  
 Receptions - 3 at New England (1/13/18)  
 Receiving Yards - 35 at Kansas City (1/6/18)  
 Long Reception - 29 at Kansas City (1/6/18)

#### Additional Playoff Statistics

Pass Attempts - 1 for 1 for 3-yard touchdown at Baltimore (1/11/20)  
 Fumble Recoveries - 1 (2019)



# 37 AMANI HOOKER

DEFENSIVE BACK • 5'11" • 210 LBS • COLLEGE: IOWA  
ACQUIRED: 4TH ROUND - 2019 • NFL EXPERIENCE (NFL/TITANS): 2/2  
HOMETOWN: MINNEAPOLIS, MINN.  
GAMES PLAYED/GAMES STARTED: 27/1 (PLAYOFFS: 3/0)



**PRO:** The Titans traded up to select Amani Hooker with the 116th overall pick in the fourth round of the 2019 NFL Draft. The 5-foot-11-inch, 210-pound defender was coveted for his versatility, having played safety, and a hybrid linebacker/cornerback position at Iowa. As a rookie with the Titans, he played in all 16 games and collected 13 tackles, while ranking third on the team with eight special teams tackles.

#### CAREER HIGHLIGHTS:

- In 2019, Hooker played as a reserve safety in all 16 games as a rookie and collected 13 tackles while ranking third on the team with eight special teams tackles.
- As a junior in 2018, Hooker received the Tatum-Woodson award given to the best defensive back in the Big Ten.

#### TITANS TIDBITS:

- Hooker was named a finalist for Minnesota's Mr. Football in 2015. Yet he had just two FBS scholarship offers. When the in-state university showed hesitancy after multiple workouts, Hooker knew he belonged at Iowa saying, "love who loves me."
- In February 2019, Hooker helped crowdfund about \$1,200 for the Park Center high school football program through a Pledge-It campaign raising a dollar amount for every inch of his vertical jump at the NFL Scouting Combine. His 37-inch jump ranked fifth among safeties and equaled money for better equipment at his alma mater.
- Amani's brother, Quinton, played basketball for North Dakota and helped take the team to the NCAA tournament his senior year. Quinton was Minnesota's Mr. Basketball in high school and currently plays basketball professionally in France.

#### CAREER TRANSACTIONS:

- The Minneapolis, Minn., native was selected by the Titans in the fourth round (116th overall) of the 2019 NFL Draft.

#### SEASON RECAPS:

**2020 (11/1):** Leads the team with three interceptions. Tied for third on the team with six special teams tackles. Has tied for the team lead in passes defended once at 2020 (at BAL). Collected his first career interception at Minnesota (9/27/20). Made his first career NFL start at Baltimore (11/22/20).

- At Denver (9/14), tied for the team lead with a stop on special teams.
- Against Jacksonville (9/20), played as a reserve at safety and posted two tackles and a pass defended. Broke up a deep pass intended for Collin Johnson in the end zone late in the second quarter.
- At Minnesota (9/27), saw action as a reserve at safety and registered a tackle and his first career interception. Sealed the victory by intercepting a deep pass intended for Adam Thielen that was originally deflected by Kevin Byard late in the fourth quarter.
- Against Buffalo (10/13), played as a reserve at safety and tallied two tackles. Posted a special teams stop on coverage units.
- Against Houston (10/18), saw action as a reserve at safety and produced a tackle.
- Against Pittsburgh (10/25), played as a reserve at safety and registered three tackles and two passes defended, including an interception. Notched a special teams tackle on coverage units. Broke up a pass intended for James Conner in the second quarter. Intercepted a Ben Roethlisberger pass in the end zone that was initially deflected by Jayon Brown late in the final quarter.
- At Cincinnati (11/1), saw action as a reserve at safety and posted a tackle.

Recorded a special teams tackle on coverage units.

- Against Chicago (11/8), played as a reserve at safety and tallied a career-high seven tackles. Registered two special teams tackles on coverage units. Sealed the victory by recovering an onside kick late in the fourth quarter.
- Against Indianapolis (11/12), played as a reserve at safety and collected a tackle.
- At Baltimore (11/22), made his first career start at safety and totaled six tackles with an interception and another pass defended. Defended a deep pass intended for Marquise Brown in the end zone in the second quarter. Intercepted Lamar Jackson's deep pass intended for Devin Duvernay late in the third quarter.
- At Indianapolis (11/29), played as a reserve at safety and recorded a pass defended. Ended a Colts' drive by breaking up a third-and-seven pass intended for Trey Burton early in the third quarter.

**2019 (16/0, 3/0):** Played as a reserve safety in all 16 games as a rookie and collected 13 tackles. Ranked third on the team with eight special teams tackles. Saw action as a reserve in all three postseason contests and notched three tackles on defense and a special teams stop on coverage units. Caught one pass for 28 yards on a fake punt. Tied for the team lead in special teams tackles five times in 2019 (at JAX, vs. BUF, vs. TB, at IND, at HOU). Appeared in his first career NFL contest at Cleveland (9/8/19).

- At Cleveland (9/8), made his NFL debut as a reserve at safety and on special teams. Notched a stop on special teams coverage units.
- At Jacksonville (9/19), saw action as a reserve at safety and on special teams. Tied for the team lead with a special teams stop.
- At Atlanta (9/29), played as a reserve at safety and registered four tackles.
- Against Tampa Bay (10/27), saw action as a reserve at safety and tallied a tackle. Notched a special teams tackle on coverage units.
- Against Kansas City (11/10), saw action as a reserve at safety and registered two tackles.
- Against Jacksonville (11/24), played as a reserve at safety and on special teams. Notched two tackles on special teams coverage units.
- At Indianapolis (12/1), saw action as a reserve at safety and posted two tackles. Tied for the team lead with a special teams tackle on coverage units.
- At Oakland (12/8), saw significant action as a reserve at safety and amassed three tackles.
- Against Houston (12/15), played as a reserve at safety and on special teams.
- At Houston (12/29), played as a reserve at safety and on special teams. Tied for the team lead with a special teams stop on coverage units.
- At New England (1/4), saw action as a reserve safety in his postseason debut and posted two tackles.
- At Kansas City (1/19), saw action as a reserve at safety and on special teams. Posted a special teams tackle on coverage units and hauled in his first career reception on a fake punt. Extended the Titans' final touchdown drive with a 28-yard reception from Brett Kern on a fake punt in the fourth quarter.

#### COLLEGE:

- During a three-year career at Iowa, played in 36 games with 19 starts and totaled 125 tackles, six interceptions, a sack, 3.5 tackles for loss and nine passes defended. Declared for the NFL Draft following his junior campaign.
- As a junior (2018), named Tatum-Woodson Defensive Back of the Year in the Big Ten. Selected second-team All-America by The Associated Press and USA Today and All-Big Ten by league coaches and media. Selected as Roy Carver Most Valuable Player for the Iowa defense. Started all 13

games and shared the team lead with four interceptions and seven pass break-ups, while ranking second with 65 tackles.

- As a sophomore (2017), saw action in 10 games with six starts and recorded 56 tackles, two interceptions with a touchdown return, and two passes defended. Named to Associated Press All-Bowl team following his performance in Pinstripe Bowl win over Boston College.
- As a freshman (2016), saw action in all 13 games, primarily on special teams, recording three solo tackles and one assist.
- Majored in sports and recreation management with a minor in entrepreneurship at Iowa.

- Also played basketball.
- List of favorites: (TV show) "Naruto"; (movies) "Transformers" series; (musician) Drake; (meal) My mom's chicken and rice; (dessert) My mom's brownies or her scotcheroos; (childhood sports team) Miami Heat because of Dwyane Wade and LeBron James; and (hidden talent) Fortnite.
- Follow Hooker on Twitter at @amaniball.
- Follow Hooker on Instagram at @amanihooker27.
- Born Amani Corvelle Hooker on June 14, 1998 in Minneapolis, Minn.

**PERSONAL:**

- Attended Parker Center (Brooklyn Park, Minn.), High School where he played primarily safety and wide receiver, but also lined up as cornerback, running back, quarterback and linebacker.
- As a senior, was selected Conference MVP, named first-team All-State and was a finalist for "Mr. Football."
- In his final high school campaign, the team captain set the school record for interceptions in a season (11) and helped team post a 9-3 record, while reaching state playoffs.
- Named second-team All-State as a junior and third-team All-State as a sophomore and was selected first-team All-Conference for three straight seasons.

**AMANI HOOKER'S DEFENSIVE GAME-BY-GAME**

**2019 Tennessee Titans**

Date	Opp	W/L	P/S	Tot	Solo	Asst	Sk	- Yds	QBP	TFL	Int	- Yds	-TD	PD	FF	FR	- Yds	SpT	
Sept 8	@ Cle	W	p	0	0	0	0.0	0.0	0	0	0	0	0	0	0	0	0	0	1
Sept 15	Ind	L	p	0	0	0	0.0	0.0	0	0	0	0	0	0	0	0	0	0	0
Sept 19	@ Jax	L	p	0	0	0	0.0	0.0	0	0	0	0	0	0	0	0	0	0	1
Sept 29	@ Atl	W	p	4	3	1	0.0	0.0	0	0	0	0	0	0	0	0	0	0	0
Oct 6	Buf	L	p	0	0	0	0.0	0.0	0	0	0	0	0	0	0	0	0	0	1
Oct 13	@ Den	L	p	0	0	0	0.0	0.0	0	0	0	0	0	0	0	0	0	0	0
Oct 20	LAC	W	p	1	1	0	0.0	0.0	0	0	0	0	0	0	0	0	0	0	0
Oct 27	TB	W	p	1	0	1	0.0	0.0	0	0	0	0	0	0	0	0	0	0	1
Nov 3	@ Car	L	p	0	0	0	0.0	0.0	0	0	0	0	0	0	0	0	0	0	0
Nov 10	KC	W	p	2	1	1	0.0	0.0	0	0	0	0	0	0	0	0	0	0	0
Nov 24	Jax	W	p	0	0	0	0.0	0.0	0	0	0	0	0	0	0	0	0	0	2
Dec 1	@ Ind	W	p	2	2	0	0.0	0.0	0	0	0	0	0	0	0	0	0	0	1
Dec 8	@ Oak	W	p	3	1	2	0.0	0.0	0	0	0	0	0	0	0	0	0	0	0
Dec 15	Hou	L	p	0	0	0	0.0	0.0	0	0	0	0	0	0	0	0	0	0	0
Dec 22	NO	L	p	0	0	0	0.0	0.0	0	0	0	0	0	0	0	0	0	0	0
Dec 29	@ Hou	W	p	0	0	0	0.0	0.0	0	0	0	0	0	0	0	0	0	0	1
<b>Totals</b>				<b>9-7</b>	<b>16/0</b>	<b>13</b>	<b>8</b>	<b>5</b>	<b>0.0</b>	<b>0.0</b>	<b>0</b>	<b>0</b>	<b>0</b>	<b>0</b>	<b>0</b>	<b>0</b>	<b>0</b>	<b>0</b>	<b>8</b>
<b>Playoffs</b>																			
Jan 4	@ NE	W	p	2	0	2	0.0	0.0	0	0	0	0	0	0	0	0	0	0	0
Jan 11	@ Bal	W	p	1	0	1	0.0	0.0	0	0	0	0	0	0	0	0	0	0	0
Jan 19	@ KC	L	p	0	0	0	0.0	0.0	0	0	0	0	0	0	0	0	0	0	0
<b>Totals</b>				<b>2-1</b>	<b>3/0</b>	<b>3</b>	<b>0</b>	<b>3</b>	<b>0.0</b>	<b>0.0</b>	<b>0</b>	<b>0</b>	<b>0</b>	<b>0</b>	<b>0</b>	<b>0</b>	<b>0</b>	<b>0</b>	<b>1</b>

**2020 Tennessee Titans**

Date	Opp	W/L	P/S	Tot	Solo	Asst	Sk	- Yds	QBP	TFL	Int	- Yds	-TD	PD	FF	FR	- Yds	SpT	
Sept 14	@ Den	W	p	0	0	0	0.0	0.0	0	0	0	0	0	0	0	0	0	0	1
Sept 20	Jax	W	p	2	2	0	0.0	0.0	0	0	0	0	0	0	1	0	0	0	0
Sept 27	@ Min	W	p	1	1	0	0.0	0.0	0	0	1	3	0	1	0	0	0	0	0
Oct 13	Buf	W	p	2	2	0	0.0	0.0	0	0	0	0	0	0	0	0	0	0	1
Oct 18	Hou	W	p	1	1	0	0.0	0.0	0	0	0	0	0	0	0	0	0	0	0
Oct 25	Pit	L	p	3	2	1	0.0	0.0	0	0	1	0	0	2	0	0	0	0	1
Nov 1	@ Cin	L	p	1	0	1	0.0	0.0	0	0	0	0	0	0	0	0	0	0	1
Nov 8	Chi	W	p	7	5	2	0.0	0.0	0	0	0	0	0	0	0	0	0	0	2
Nov 12	Ind	L	p	1	1	0	0.0	0.0	0	0	0	0	0	0	0	0	0	0	0
Nov 22	@ Bal	W	S	6	3	3	0.0	0.0	0	0	1	6	0	2	0	0	0	0	0
Nov 29	@ Ind	W	p	0	0	0	0.0	0.0	0	0	0	0	0	0	1	0	0	0	0
Dec 6	Cle																		
Dec 13	@ Jax																		
Dec 20	Det																		
Dec 27	@ GB																		
Jan 3	@ Hou																		
<b>Totals</b>				<b>8-3</b>	<b>11/1</b>	<b>24</b>	<b>17</b>	<b>7</b>	<b>0.0</b>	<b>0.0</b>	<b>0</b>	<b>0</b>	<b>3</b>	<b>9</b>	<b>0</b>	<b>7</b>	<b>0</b>	<b>0</b>	<b>6</b>

**AMANI HOOKER'S NFL STATISTICS**

**REGULAR SEASON**

Year	Team	GP	GS	TACKLES						INTERCEPTIONS					FUMBLES					
				Tot	Solo	Asst	Sk	Yds	QBP	TFL	No	Yds	Lg	TD	PD	FF	FR	Yds	SpT	
2019	Tennessee	16	0	13	8	5	0.0	0.0	0	0	0	0	0	0	0	0	0	0	0	8
2020	Tennessee	11	1	24	17	7	0.0	0.0	0	0	3	9	6	0	7	0	0	0	0	6
<b>NFL Totals</b>		<b>27</b>	<b>1</b>	<b>37</b>	<b>25</b>	<b>12</b>	<b>0.0</b>	<b>0.0</b>	<b>0</b>	<b>0</b>	<b>3</b>	<b>9</b>	<b>6</b>	<b>0</b>	<b>7</b>	<b>0</b>	<b>0</b>	<b>0</b>	<b>0</b>	<b>14</b>

**PLAYOFFS**

Year	Team	GP	GS	TACKLES						INTERCEPTIONS					FUMBLES					
				Tot	Solo	Asst	Sk	Yds	QBP	TFL	No	Yds	Lg	TD	PD	FF	FR	Yds	SpT	
2019	Tennessee	3	0	3	0	3	0.0	0.0	0	0	0	0	0	0	0	0	0	0	0	1
<b>NFL Totals</b>		<b>3</b>	<b>0</b>	<b>3</b>	<b>0</b>	<b>3</b>	<b>0.0</b>	<b>0.0</b>	<b>0</b>	<b>0</b>	<b>0</b>	<b>0</b>	<b>0</b>	<b>0</b>	<b>0</b>	<b>0</b>	<b>0</b>	<b>0</b>	<b>0</b>	<b>1</b>

**Single-Game Highs**

- Tackles - **7 vs. Chicago (11/8/20)**
- Interceptions - **1 (Three times, last at Baltimore 11/22/20)**
- Passes Defensed - **2 (Twice, last at Baltimore 11/22/20)**
- Special Teams Tackles - **2 (Twice, last vs. Chicago 11/8/20)**

**Playoff Single-Game Highs**

- Tackles - 2 at New England (1/4/20)
- Special Teams Tackles - 1 at Kansas City (1/19/20)

**Additional Playoff Statistics**

- Receptions - 1 for 28 yards at Kansas City (1/19/20)





**10 ADAM HUMPHRIES**

WIDE RECEIVER • 5'11" • 195 LBS • COLLEGE: CLEMSON  
 ACQUIRED: UNRESTRICTED FREE AGENT (TB) - 2019  
 NFL EXPERIENCE (NFL/TITANS): 6/2 • HOMETOWN: SPARTANBURG, S.C.  
 GAMES PLAYED/GAMES STARTED: 78/21 (PLAYOFFS: 1/0)

**PRO:** The Titans signed wide receiver Adam Humphries early in the 2019 free agency period. The 5-foot-11-inch, 195-pounder has the ability to line up both inside and outside at wide receiver as well as contribute in the return game. In his first season with the Titans in 2019, he finished third on the squad with 37 receptions for 374 yards with two touchdowns. After completing his four-year career at Clemson, Humphries signed a rookie free agent deal with the Tampa Bay Buccaneers and spent his first four NFL campaigns with the club (2015-18), registering 219 receptions for 2,329 yards and nine touchdowns.

**CAREER HIGHLIGHTS:**

- In 2019, Humphries ranked third on the team with 37 receptions in his first season as a Titan.
- In 2018, Humphries set career highs in his final season in Tampa Bay with 76 receptions for 816 yards and five touchdowns.

**TITANS TIDBITS:**

- Humphries was originally a rookie tryout invitee with the Tampa Bay Buccaneers following the 2015 NFL Draft. Titans general manager Jon Robinson was a member of the Bucs player personnel department at the time and saw the 5-foot-11-inch wideout grind it out in practice and eventually earn a spot on the team's 53-man roster. "Humph came in as a tryout and won a spot on the 90-man roster," said Robinson. "He was a tough guy to cover all through training camp and he kept working and working. I've always had an affinity for him and liked his style. He's earned everything he's got."
- Clemson head football coach Dabo Swinney took a visit to Humphries' high school, Dorman, before the 2011 season to scout eventual signee Charone Peake during a basketball game. But once the game began, Swinney couldn't help but notice Dorman's 5-foot-11 point guard running the show. "I go watch a basketball game at Dorman High School to see Charone Peake, and I'm going, 'Dang, who's this point guard?'" Swinney said. "And I've got Coach (Dave) Gutshall going, 'Well that's the best football player I've got on the team.' And I'm like, 'Really? We need to watch this guy a little bit.' He played corner, he played receiver, he played running back, he played quarterback. He was the best football player on the team. Adam Humphries was his name. I don't think he had any offers. So we offer the guy, 'Well, we're only offering the guy to get Charone Peake. No, no, no. We want Humphries.'"
- Humphries maintains a friendship with former Clemson teammate DeAndre Hopkins.
- After going down with an injury in the 2019 season, Humphries adopted a shiba inu puppy, Gigi, to keep him company. 'Freaking love my dog.'
- An avid golfer, Humphries is around a 7 handicap and has been working on his driving and short wedges to improve his game. He enjoys playing at Golf Club of Tennessee, Carolina Country Club, The Walker Course (Clemson University).
- During the unique 2020 offseason caused by the COVID-19 pandemic, Humphries helped pass the time by playing video games. His main purpose was to connect with old friends from high school and college, and former teammates from the Buccaneers. He enjoys Fortnite and Rory McIlroy PGA Tour.

**CAREER TRANSACTIONS:**

- Signed by the Tampa Bay Buccaneers as a rookie free agent on May 11, 2015.
- Waived by the Buccaneers on Oct. 5, 2015 and signed to the team's

practice squad two days later.

- Signed by the Buccaneers to their active roster from the practice squad on Oct. 28, 2015.
- Signed by the Titans as an unrestricted free agent on March 15, 2019.

**SEASON RECAPS:**

**2020 (6/1 - Tennessee):** Has led the team in receptions once in 2020 (vs. JAX).

- At Denver (9/14), played as a reserve at wide receiver and caught six passes for 47 yards. Extended the Titans' second touchdown with a seven-yard reception on third-and-five in the third quarter.
- Against Jacksonville (9/20), saw action as a reserve at wide receiver and led the team with five receptions for 48 yards with a touchdown. Kept the Titans' third touchdown drive alive with a five-yard catch on third-and-three in the second quarter. Increased the Titans lead to 30-17 with an 18-yard touchdown grab in the end zone late in the third quarter.
- At Minnesota (9/27), started at wide receiver and snared four passes for 41 yards.
- Against Buffalo (10/13), missed the game while on reserve/COVID-19.
- Against Houston (10/18), returned to lineup as a reserve at wide receiver and snared six receptions for 64 yards with a touchdown.
- Against Pittsburgh (10/25), played as a reserve at wide receiver and caught one pass for 19 yards. Extended the Titans' first touchdown drive with a 19-yard catch on a deflected pass on third-and-nine in the second quarter.
- At Cincinnati (11/1), saw action as a reserve at wide receiver before leaving the game late in the second quarter with an injury.
- Against Chicago (11/8), was inactive.
- Against Indianapolis (11/12), was inactive.
- At Baltimore (11/22), was inactive.
- At Indianapolis (11/29), was inactive.

**2019 (12/3, 1/0 - Tennessee):** Saw action in 12 games with three starts at wide receiver in his first season with the Titans. Ranked third on the team with 37 receptions and fourth on the squad with 374 receiving yards to go along with two touchdowns. Returned 12 punts for 78 yards with a long return of 21 yards. Rushed once for one yard. Was inactive for four games. Appeared in one postseason contest and snared four catches for 25 yards. Was inactive for two postseason contests. Led the team in receptions twice in 2019 (vs. BUF, at DEN). Led the team in receiving yards twice in 2019 (at JAX, at DEN).

- At Cleveland (9/8), made his Titans debut as a reserve at wide receiver and punt returner. Hauled in one catch for five yards.
- At Jacksonville (9/19), started at wide receiver and led the team with 93 receiving yards on six catches. Got open down the right sideline and hauled in a 30-yard reception late in the first quarter.
- Against Buffalo (10/6), played as a reserve at wide receiver and led the team with four catches for 30 yards. Returned two punts for two yards. Extended the Titans' touchdown drive by hauling in a nine-yard catch on third-and-six in the third quarter.
- At Denver (10/13), started at wide receiver and led the team with six receptions and 47 receiving yards.
- At Carolina (11/3), saw action as a reserve at wide receiver and snared four receptions for 65 yards. Returned one punt for 11 yards. Extended the Titans' second touchdown drive a 25-yard catch on third-and-two late in the third quarter.
- Against Kansas City (11/10), played as a reserve at wide receiver and hauled in the game-winning 23-yard touchdown. Gave the Titans the lead by hauling in a 23-yard pass and plunging into the end zone with 23

seconds remaining in the fourth quarter.

- At Kansas City (1/19), returned to the lineup and made his postseason debut as a reserve at wide receiver and caught four passes for 25 yards. Kept the Titans' first touchdown drive alive with a three-yard catch on fourth-and-two in the first stanza. Extended the Titans' second touchdown drive with a five-yard reception on third-and-two in the second quarter.

**2018 (16/10 - Tampa Bay):** Played in all 16 games with 10 starts and caught 76 passes for 816 yards and five touchdowns. His 76 receptions and 816 receiving yards are both career-highs and each established new single-season franchise records for an undrafted player.

- At Chicago (9/30), started at wide receiver and caught six passes for 36 yards.
- At Atlanta (10/14), led the team with 82 receiving yards, including a career-long 51-yard catch.
- At Cincinnati (10/28), caught a team-high seven passes for 76 yards.
- At Carolina (11/4), led the team in receptions (eight) and receiving yards (82) while recording his first career multi-touchdown day, catching two scores.
- At N.Y. Giants (11/18), had three catches for 60 yards – including a 39-yard reception on first-and-30 – to go along with a touchdown catch.
- Against San Francisco (11/25), caught six passes for 54 yards, including a 28-yard touchdown in the fourth quarter.
- Against Carolina (12/2), started at wide receiver and hauled in a team-high seven passes for 61 yards and a touchdown.
- At Dallas (12/23), tied a career high with 10 receptions for 79 yards.

**2017 (16/3 - Tampa Bay):** Saw action in all 16 games for the first time in his career and posted 54 receptions for 529 yards with one touchdown.

- At Minnesota (9/24), recorded six catches for 68 yards.
- Against the N.Y. Giants (10/1), led the Buccaneers with six receptions for 70 yards in a win.
- Against New England (10/5), caught three passes for 51 yards on Thursday Night Football.
- At Arizona (10/15), caught six passes for 51 yards, including the 100th catch of his career.
- Against Atlanta (12/18), caught five passes for 43 yards and a touchdown, while rushing once for six yards and returning two punts for 30 yards on Monday Night Football.
- At Carolina (12/24), notched three catches for 51 yards, including a 36-yard reception with under two minutes remaining in the first half, which help set up a Buccaneers field goal.
- Against New Orleans (12/31), started at wide receiver and caught seven passes for a career-high 102 yards, including a career-long 43-yard catch. Three of his receptions helped convert a third down.

**2016 (15/4 - Tampa Bay):** Saw action in 15 games with four starts and collected 55 receptions for 622 yards and two touchdowns. Returned 24 punt returns for 237 yards. Was inactive for one contest.

- At Arizona (9/18), recorded 67 receiving yards on six catches, while returning five punts for 43 yards (8.6 avg.), including a 25-yarder.
- Against Los Angeles (9/25), registered his first career 100-yard receiving game finishing the contest with then career-highs in catches (nine) and receiving yards (100), including a 31-yard catch.
- At Carolina (10/10), caught a two-point conversion in the third quarter, tying the game, while also adding one 11-yard reception and one punt return for 12 yards.
- Against Oakland (10/30), had a career-long 42-yard reception and finished the day with a team-leading 58 receiving yards.
- Against Atlanta (11/3), registered his first receiving touchdown of the season on Thursday Night Football catching five passes for 46 yards.
- At Dallas (12/18), caught two passes for 49 yards, including a 42-yard touchdown pass on Sunday Night Football.
- Against Carolina (1/1), set a career-high in receptions, with 10, while leading the team and posting a game-high 94 receiving yards in a win.

**2015 (13/0 - Tampa Bay):** Played in 13 games as a rookie and produced 27 catches for 260 yards with a touchdown. Was inactive for one contest and spent two games on the team's practice squad.

- Against Tennessee (9/13), made his NFL debut and finished with two receptions for 14 yards.
- At Atlanta (11/1), caught three passes for 14 yards, including a six-yard reception on third-and-five during overtime to keep alive what would be the game-winning drive.
- Against N.Y. Giants (11/8) collected five receptions for 55 yards.

- At Philadelphia (11/22), caught four passes for 50 yards.

- Against New Orleans (12/13), recorded one reception, a six-yard catch for a score – his first career touchdown.

- At St. Louis (12/17), caught six passes on six targets, totaling 60 yards.

#### COLLEGE:

- Played in 53 games with 27 starts at Clemson (2011-14) and totaled 127 receptions for 1,097 yards and three touchdowns, 10 carries for 24 yards and one touchdown and 69 punt returns for 476 yards and one touchdown.

- When he graduated tied for the fourth-most games played in Clemson school history.

- As a senior (2014), was named a permanent co-captain. Played in 13 games with 12 starts and recorded 30 receptions for 204 yards, five carries for five yards and one touchdown and 31 punt returns for 178 yards and one touchdown.

- As a junior (2013), played in 13 games with 10 starts and caught 41 passes for 483 yards and two touchdowns, while returning 20 punts for 212 yards.

- Had a career game against Syracuse (10/5/13), catching three passes for 118 yards and two touchdowns, while adding 40 yards on four punt returns, earning special teams player of the game honors.

- As a sophomore (2012), named an ACC Academic Honor Roll member. Played in 13 games with three starts and finished the season with 41 receptions for 280 yards and one touchdown, 12 rushing yards on three carries and 18 punt returns for 86 yards.

- Caught his first career touchdown against Maryland (11/10/12).

- As a true freshman (2011), played in 14 games with two starts and caught 15 passes for 130 yards. Rushed twice for seven yards.

- Graduated with a degree in parks, recreation & tourism management from Clemson in December 2014.

#### PERSONAL:

- Attended Dorman (Roebuck, S.C.) High School and played running back, tailback, quarterback, wide receiver, safety and cornerback in addition to being a kick returner over his four-year career.

- Played in the Shrine Bowl following his senior season, when he helped his team to a 14-1 record and an appearance in the state championship game.

- As a senior, posted 17 receptions for 329 yards and four touchdowns. Notched 34 carries for 178 yards and 11 touchdowns, giving him 15 total touchdowns, and added seven kickoff returns for 155 yards. On defense, collected 32 tackles, nine pass breakups and three interceptions.

- Ranked No. 19 player in South Carolina by Super Prep and the Hometown News Player of the Year.

- Also played on high school basketball team.

- Follow Humphries on Twitter at @adamhumphries13.

- Follow Humphries on Instagram at @adamhumphries10.

- Born Adam Humphries on June 24, 1993 in Spartanburg, S.C.

## ADAM HUMPHRIES' GAME-BY-GAME

### 2015 Tampa Bay Buccaneers

				RECEIVING				
Date	Opp.	W/L	P/S	No	Yds	Avg	Lg	TD
Sept 13	Ten	L	p	2	14	7.0	12	0
Sept 20	@ NO	W	p	0	0	-	-	0
Sept 27	@ Hou	L	IA					
Oct 4	Car	L	p	0	0	-	-	0
Oct 11	Jax	W	PS					
Oct 25	@ Was	L	PS					
Nov 1	@ Atl	W	p	3	14	4.7	6	0
Nov 8	NYG	L	p	5	55	11.0	16	0
Nov 15	Dal	W	p	2	25	12.5	19	0
Nov 22	@ Phi	W	p	4	50	12.5	27	0
Nov 29	@ Ind	L	p	2	20	10.0	11	0
Dec 6	Atl	W	p	1	6	6.0	6	0
Dec 13	NO	L	p	1	6	6.0	6t	1
Dec 17	@ StL	L	p	6	60	10.0	14	0
Dec 27	Chi	L	p	1	10	10.0	10	0
Jan 3	@ Car	L	p	0	0	-	-	0
<b>Totals</b>		<b>6-10</b>	<b>13/0</b>	<b>27</b>	<b>260</b>	<b>9.6</b>	<b>27</b>	<b>1</b>

### 2016 Tampa Bay Buccaneers

				RECEIVING				
Date	Opp.	W/L	P/S	No	Yds	Avg	Lg	TD
Sept 11	@ Atl	W	S	3	34	11.3	26	0
Sept 18	@ Ari	L	S	6	67	11.2	24	0
Sept 25	LAR	L	p	9	100	11.1	31	0
Oct 2	Den	L	p	1	4	4.0	4	0
Oct 10	@ Car	W	p	1	11	11.0	11	0
Oct 23	@ SF	W	p	2	17	8.5	11	0
Oct 30	Oak	L	S	3	58	19.3	42	0
Nov 3	Atl	L	S	5	46	9.2	12	1
Nov 13	Chi	W	p	5	46	9.2	14	0
Nov 20	@ KC	W	p	4	47	11.8	18	0
Nov 27	Sea	W	p	1	18	18.0	18	0
Dec 4	@ SD	W	p	2	19	9.5	12	0
Dec 11	NO	W	IA					
Dec 18	@ Dal	L	p	2	49	24.5	42t	1
Dec 24	@ NO	L	p	1	12	12.0	12	0
Jan 1	Car	W	p	10	94	9.4	28	0
<b>Totals</b>		<b>9-7</b>	<b>15/4</b>	<b>55</b>	<b>622</b>	<b>11.3</b>	<b>42t</b>	<b>2</b>

### 2017 Tampa Bay Buccaneers

				RECEIVING				
Date	Opp.	W/L	P/S	No	Yds	Avg	Lg	TD
Sept 17	Chi	W	p	2	18	9.0	9	0
Sept 24	@ Min	L	p	6	68	11.3	17	0
Oct 1	NYG	W	p	6	70	11.7	38	0
Oct 5	NE	L	p	3	51	17.0	20	0
Oct 15	@ Ari	L	p	6	51	8.5	27	0
Oct 22	@ Buf	L	S	2	13	6.5	8	0
Oct 29	Car	L	S	4	26	6.5	11	0
Nov 5	@ NO	L	p	2	14	7.0	9	0
Nov 12	NYJ	W	p	2	17	8.5	13	0
Nov 19	@ Mia	W	p	2	11	5.5	8	0
Nov 26	@ Atl	L	p	4	38	9.5	19	0
Dec 3	@ GB	L	p	4	33	8.3	12	0
Dec 10	Det	L	p	3	25	8.3	10	0
Dec 18	Atl	L	p	5	43	8.6	16t	1
Dec 24	@ Car	L	p	3	51	17.0	36	0
Dec 31	NO	W	S	7	102	14.6	43	0
<b>Totals</b>		<b>5-11</b>	<b>16/3</b>	<b>61</b>	<b>631</b>	<b>10.3</b>	<b>43</b>	<b>1</b>

### 2018 Tampa Bay Buccaneers

				RECEIVING				
Date	Opp.	W/L	P/S	No	Yds	Avg	Lg	TD
Sept 9	@ NO	W	S	3	27	9	20	0
Sept 16	Phi	W	p	1	8	8	8	0
Sept 24	Pit	L	p	3	30	10	16	0
Sept 30	@ Chi	L	S	6	36	6	11	0
Oct 14	@ Atl	L	S	3	82	27.3	51	0
Oct 21	Cle	W	p	4	37	9.3	12	0
Oct 28	@ Cin	L	p	7	76	10.9	17	0
Nov 4	@ Car	L	S	8	82	10.3	30t	2
Nov 11	Was	L	S	2	53	26.5	29	0
Nov 18	@ NYG	L	S	3	60	20	39	1
Nov 25	SF	W	S	6	54	9	28t	1
Dec 2	Car	W	S	7	61	8.7	13	1
Dec 9	NO	L	S	4	42	10.5	15	0
Dec 16	@ Bal	L	p	4	23	5.8	8	0
Dec 23	@ Dal	L	S	10	79	7.9	16	0
Dec 30	Atl	L	p	5	66	13.2	19	0
<b>Totals</b>		<b>5-11</b>	<b>16/10</b>	<b>76</b>	<b>816</b>	<b>10.7</b>	<b>51</b>	<b>5</b>

### 2019 Tennessee Titans

				RECEIVING				
Date	Opp.	W/L	P/S	No	Yds	Avg	Lg	TD
Sept 8	@ Cle	W	p	1	5	5.0	5	0
Sept 15	Ind	L	p	2	-1	-0.5	0	0
Sept 19	@ Jax	L	S	6	93	15.5	30	0
Sept 29	@ Atl	W	S	2	15	7.5	9	0
Oct 6	Buf	L	p	4	30	7.5	10	0
Oct 13	@ Den	L	S	6	47	7.8	16	0
Oct 20	LAC	W	p	4	40	10.0	14	0
Oct 27	TB	W	p	3	24	8.0	13	0
Nov 3	@ Car	L	p	4	65	16.3	25	0
Nov 10	KC	W	p	1	23	23.0	23t	1
Nov 24	Jax	W	p	3	20	6.7	8	0
Dec 1	@ Ind	W	p	1	13	13.0	13t	1
Dec 8	@ Oak	W	IA					
Dec 15	Hou	L	IA					
Dec 22	NO	L	IA					
Dec 29	@ Hou	W	IA					
<b>Totals</b>		<b>9-7</b>	<b>12/3</b>	<b>37</b>	<b>374</b>	<b>10.1</b>	<b>30</b>	<b>2</b>

#### Playoffs

Jan 4	@ NE	W	IA					
Jan 11	@ Bal	W	IA					
Jan 19	@ KC	L	p	4	25	6.3	9	0
<b>Totals</b>		<b>2-1</b>	<b>1/0</b>	<b>4</b>	<b>25</b>	<b>6.3</b>	<b>9</b>	<b>0</b>

### 2020 Tennessee Titans

				RECEIVING				
Date	Opp.	W/L	P/S	No	Yds	Avg	Lg	TD
Sept 14	@ Den	W	p	6	47	7.8	10	0
Sept 20	Jax	W	p	5	48	9.6	18t	1
Sept 27	@ Min	W	S	4	41	10.3	23	0
Oct 13	Buf	W	R/C					
Oct 18	Hou	W	p	6	64	10.7	22t	1
Oct 25	Pit	L	p	1	19	19.0	19	0
Nov 1	@ Cin	L	p	0	0	-	0	0
Nov 8	Chi	W	IA					
Nov 12	Ind	L	IA					
Nov 22	@ Bal	W	IA					
Nov 29	@ Ind	W	IA					
Dec 6	Cle							
Dec 13	@ Jax							
Dec 20	Det							
Dec 27	@ GB							
Jan 3	@ Hou							
<b>Totals</b>		<b>8-3</b>	<b>6/1</b>	<b>22</b>	<b>219</b>	<b>10.0</b>	<b>23</b>	<b>2</b>

## ADAM HUMPHRIES' NFL STATISTICS

REGULAR SEASON		RECEIVING							RUSHING				
Year	Team	GP	GS	No	Yds	Avg	Lg	TD	Att	Yds	Avg	Lg	TD
2015	Tampa Bay	13	0	27	260	9.6	27	1	0	0	-	0	0
2016	Tampa Bay	15	4	55	622	11.3	42t	2	5	18	3.6	7	0
2017	Tampa Bay	16	3	61	631	10.3	43	1	1	6	6.0	6	0
2018	Tampa Bay	16	10	76	816	10.7	51	5	2	11	5.5	7	0
2019	Tennessee	12	3	37	374	10.1	30	2	1	1	1.0	1	0
2020	Tennessee	6	1	22	219	10.0	23	2	0	0	0.0	0	0
<b>NFL Totals</b>		<b>78</b>	<b>21</b>	<b>278</b>	<b>2,922</b>	<b>10.5</b>	<b>51</b>	<b>13</b>	<b>9</b>	<b>36</b>	<b>4.0</b>	<b>7</b>	<b>0</b>

REGULAR SEASON		PUNT RETURNS						KICKOFF RETURNS				
Year	Team	No	FC	Yds	Avg	Lg	TD	No	Yds	Avg	Lg	TD
2016	Tampa Bay	24	22	237	9.9	25	0	4	47	11.8	17	0
2017	Tampa Bay	6	7	49	8.2	19	0	0	0	-	0	0
2018	Tampa Bay	21	15	139	6.6	16	0	2	17	8.5	13	0
2019	Tennessee	12	19	78	6.5	21	0	0	0	0.0	0	0
<b>NFL Totals</b>		<b>63</b>	<b>63</b>	<b>503</b>	<b>8.0</b>	<b>25</b>	<b>0</b>	<b>6</b>	<b>64</b>	<b>10.7</b>	<b>17</b>	<b>0</b>

PLAYOFFS		RECEIVING							RUSHING				
Year	Team	GP	GS	No	Yds	Avg	Lg	TD	Att	Yds	Avg	Lg	TD
2019	Tennessee	1	0	4	25	6.3	9	0	0	0	-	0	0
<b>NFL Totals</b>		<b>1</b>	<b>0</b>	<b>4</b>	<b>25</b>	<b>6.3</b>	<b>9</b>	<b>0</b>	<b>0</b>	<b>0</b>	<b>-</b>	<b>0</b>	<b>0</b>

### Single-Game Highs

Receptions - 10 vs. Carolina (1/1/17)  
 Receiving Yards - 102 vs. New Orleans (12/31/17)  
 Long Reception - 51 at Atlanta (10/14/18)  
 Receiving Touchdowns - 2 at Carolina (11/4/18)  
 Punt Returns - 5 at Arizona (9/18/16)  
 Punt Return Yards - 48 vs. Seattle (11/27/16)  
 Punt Return Long - 25 at Arizona (9/18/16)  
 Kickoff Returns - 1 (Six times, last vs. Philadelphia 9/16/18)  
 Kick Return Yards - 17 at San Francisco (10/23/16)  
 Kickoff Return Long - 17 at San Francisco (10/23/16)

### Additional Statistics

Forced Fumbles - 1 (2017)  
 Tackles - 1 (2015), 5 (2017), 2 (2018)  
 Special Teams Tackles - 1 (2015)

### Playoff Single-Game Highs

Receptions - 4 at Kansas City (1/19/20)  
 Receiving Yards - 25 at Kansas City (1/19/20)  
 Long Reception - 9 at Kansas City (1/19/20)





# 25 ADOREE' JACKSON

CORNERBACK • 5'11" • 185 LBS • COLLEGE: SOUTHERN CALIFORNIA  
ACQUIRED: 1ST ROUND - 2017 • NFL EXPERIENCE (NFL/TITANS): 4/4  
HOMETOWN: EAST ST. LOUIS, ILL.  
GAMES PLAYED/GAMES STARTED: 43/39 (PLAYOFFS: 5/5)



**PRO:** The Titans added the versatile and electric Adoree' Jackson with the 18th overall pick in the first round of the 2017 NFL Draft, and Jackson proceeded to start every game during his rookie season at cornerback while also serving as the team's primary returner. He has played in 43 games during his first three NFL campaigns and has collected 176 tackles and 41 passes defended, including two interceptions. The 5-foot-11-inch, 185-pound playmaker possesses game-breaking speed but is also a proven and willing tackler.

### CAREER HIGHLIGHTS:

- In 2019, Jackson saw action in 11 games with 10 starts at cornerback and posted 40 tackles, seven passes defended and two stops for loss.
- In 2018, Jackson set single-season career highs in tackles (69) and interceptions (2). His two interceptions ranked third on the team.
- In 2018, he appeared in all 16 games for the second consecutive season.
- In 2017, Jackson was the first rookie cornerback for the team in the "Titans era" (1999–present) to record 16 starts. His 1,260 total plays (1,017 defensive snaps, 231 special teams snaps and 12 offensive snaps) ranked second in the NFL among all players behind only Arizona Cardinals safety Tyrann Mathieu (1,261).
- Jackson led the Titans with 23 passes defended as a rookie.
- Jackson was awarded the 2016 Jim Thorpe Award as college football's top defensive back.
- During his three-year stint at Southern California, he scored 15 total touchdowns in four different ways: via reception (six), interception (one), punt return (four) and kickoff return (four).
- At Southern California, Jackson tied two NCAA records with eight career touchdowns on kick returns and nine touchdowns on all runbacks. He also set USC career records with 2,141 kickoff return yards and 79 kickoff returns.

### TITANS TIDBITS:

- Jackson was a long jumper and sprinter on USC's track team in the springs of 2015 and 2016, winning the Pac-12 outdoor long jump title both years (and placing second in the Pac-12 100 meters in 2016) and earning All-American status both years after twice placing fifth in the NCAA long jump. He also placed 10th in the long jump during the U.S. Olympic Trials.
- Jackson lists his parents, Chris and Vianca Jackson, as the people that inspire him the most. "They've always steered me in the right direction. All of their experiences and guidance helped get me where I'm at."
- Vianca Jackson, a survivor of breast cancer, served as the team's Honorary 12th Titan prior to the team's 2017 Breast Cancer Awareness Game (Oct. 16).
- Jackson's father, Chris Jackson, is the ultimate grill master and can be found at Titans home games smoking turkey legs, Cornish hams, chicken, rabbits, alligator and frog legs for a pre-game tailgate among family and friends, as well as a post-game meal with players and coaches. He makes all of his own rubs and sauces and has been cooking since 1984.
- Jackson, business partner James Moore, and Jay Levine co-founded Kor Media Entertainment (KME), a Los Angeles-based entertainment agency under the Warner Brothers Digital umbrella. Their tagline is "Where Creatives Come to Play" and their goal is to create culture relevance for both creators and brands through interactive and labs with a focus on gaming and esports.
- Jackson is a Reese's Peanut Butter Cups enthusiast. He names creator Harry Burnett Reese as a historical person he would have loved to meet.

"He's a genius. That's by far and away my favorite candy. I eat that like it ain't nothing."

- Jackson watched the movie "Space Jam" continuously as a child to the point he memorized most of the movie.
- During the 2018 offseason, Jackson worked with Microsoft to host children from the Boys & Girls Club in Nashville and Los Angeles at parties where they could compete with him in video games Fortnite and Forza Motorsport.
- In May 2018, Jackson and his business partner James Moore paid for the burial costs of Jaylon McKenzie, an eighth-grade football player who was killed by a stray bullet. McKenzie, a St. Louis, Ill., native, grew up idolizing Jackson.

### CAREER TRANSACTIONS:

- The East St. Louis, Ill., native was selected by the Titans in the first round (18th overall) of the 2017 NFL Draft.

### SEASON RECAPS:

**2020 (0/0):** Placed on injured reserve on Sept. 14, 2020. Activated from injured reserve designated for return on Nov. 11, 2020.

- Against Indianapolis (11/12), was inactive.
- At Baltimore (11/22), was inactive.
- At Indianapolis (11/29), was inactive.

**2019 (11/10, 3/3):** Played in 11 games with 10 starts at cornerback and posted 40 tackles, seven passes defended and two stops for loss. Returned three punts for 26 yards and two kickoffs for 23 yards. Was inactive for five games. Started all three postseason contests and collected nine tackles and a team-best six passes defended. Led or tied for the team lead in passes defended four times in 2019 (at CAR, vs. JAX, at NE, at BAL).

- At Atlanta (9/29), started at cornerback and registered four tackles and a pass defended. Ended the Falcons' opening drive by breaking up a third-and-six pass intended for Calvin Ridley in the first stanza.
- Against Buffalo (10/6), started at cornerback and notched two tackles and a pass defended. Ended a Bills' drive by breaking up a third-and-nine pass intended for Dawson Knox in the second quarter.
- At Carolina (11/3), started at cornerback and produced three tackles, a stop for loss and two passes defended. Stopped Jarius Wright for a seven-yard loss on a reverse in the opening stanza. Broke up a deep pass intended for Curtis Samuel in the third quarter.
- Against Kansas City (11/10), started at cornerback and registered seven tackles and two passes defended. Broke up a deep shot intended for Tyreek Hill early in the fourth quarter. Batted down a deep pass intended for Hill late in the final quarter.
- Against Jacksonville (11/24), started at cornerback and notched a career-best 10 tackles, including a stop for loss and a pass defended. Stonewalled Leonard Fournette for a three-yard loss on a rush off left end in the opening stanza. Stuffed Dede Westbrook for no gain on a short pass late in the third quarter. Defended a deep pass intended for Keelan Cole late in the fourth quarter.
- At Indianapolis (12/1), started at cornerback and posted a tackle before leaving the game early in the second quarter with an injury. Stuffed Jonathan Williams for no gain on a rush off right end in the first quarter.
- At New England (1/4), returned to the lineup as a starter at cornerback and posted two tackles and two passes defended. Ended a Patriots' drive by breaking up a third-and-six pass intended for N'Keal Harry late in the third quarter.
- At Baltimore (1/11), started at cornerback and recorded three tackles

and a team-best four passes defended. Knocked down a deep pass intended for Marquise Brown down the right sideline in the second quarter. Deflected a deep pass intended for Miles Boykin in the third stanza. Broke up a deep pass intended for Chris Moore late in the fourth quarter.

**2018 (16/13):** Played in all 16 games with 13 starts at cornerback. Ranked third on the team with two interceptions and second on the squad with 11 passes defended. Collected 69 tackles, three stops for loss and a quarterback pressure. Returned 16 punts for 148 yards. Tied for the team lead in passes defended five times in 2018 (vs. HOU, at JAX, at BUF, vs. NE, vs. WAS). Collected his first career interception against Houston (9/16/18).

- Against Houston (9/16), started at cornerback and tallied eight tackles, an interception and two passes defended. Teamed with Derrick Morgan to stuff Lamar Miller for a two-yard loss on a short pass in the first quarter. Posted his first career interception with a leaping grab on a Deshaun Watson deep pass intended for DeAndre Hopkins in the end zone during the second quarter.

- At Jacksonville (9/23), played as a reserve at cornerback and posted a pass defended before leaving the game in the second quarter with an injury. Broke up a pass intended for Austin Seferian-Jenkins in the first stanza.

- At Buffalo (10/7), started at cornerback and recorded two tackles and an interception. Picked off a Josh Allen pass intended for Andre Holmes and returned it seven yards in the fourth quarter.

- Against New England (11/11), started at cornerback and notched five tackles, including a stop for loss, and two passes defended. Stuffed Josh Gordon for no gain on a short pass in the first quarter. Halted a Patriots' drive by breaking up a deep pass intended for Josh Gordon on third-and-six in the second stanza. Knocked down a pass intended for Gordon in the fourth quarter.

- Against Jacksonville (12/6), started at cornerback and amassed five tackles, a stop for loss and a pass defended. Broke up a deep pass intended for James O'Shaughnessy late in the first quarter. Combined with Rashaan Evans to stuff Carlos Hyde for a two-yard loss on a short pass in the second quarter.

- At N.Y. Giants (12/16), started at cornerback and posted four tackles, including a stop for loss, a quarterback pressure and a pass defended in the Titans' first shutout win since 2000. Stopped Sterling Shepard for a one-yard loss on a short pass in the third quarter.

- Against Washington (12/22), started at cornerback and totaled four tackles and two passes defended. Returned one punt for 16 yards. Broke up a third-and-seven pass intended for Jamison Crowder in the third quarter. Knocked down a pass intended for Michael Floyd late in the final stanza.

**2017 (16/16, 2/2):** Started all 16 games at cornerback as a rookie and led the team with 23 passes defended. Registered 67 tackles, a quarterback pressure, four tackles for loss and three forced fumbles. Returned 34 punts for 290 yards (8.5 avg.) and 25 kickoffs for 578 yards (23.1 avg.). Started his first two career postseason contests and tallied seven tackles and three passes defended. Returned four punts for 18 yards and six kickoffs for 126 yards. Tied for the team lead in tackles once in 2017 (at PIT). Led or tied for the team lead in passes defended eight times in 2017 (vs. OAK, at JAX, vs. BAL, vs. CIN, at SF, vs. LAR, vs. JAX, at NE). Appeared in his first career NFL game and made his first career start against Oakland (9/10/17).

- Against Oakland (9/10), started at cornerback in his NFL debut and posted five tackles and a team-high two passes defended. Returned one kickoff for 35 yards and one punt for five yards. Broke up a pass intended Amari Cooper late in the first quarter. Halted a Raiders' drive by defending a third-and-three pass intended for Michael Crabtree in the third quarter.

- At Jacksonville (9/17), collected six tackles, including a stop for loss and a pass defended. Set up the Titans first touchdown of the afternoon with an electric 46-yard punt return in the third quarter.

- At Miami (10/8), totaled two tackles, a forced fumble and a pass defended. Returned two punts for 14 yards and one kickoff for 21 yards. Forced an Ajayi fumble that was recovered by Kevin Byard in the second quarter.

- Against Indianapolis (10/16), recorded two tackles and a pass defended. Brought back two kickoffs for 46 yards with a long return of 40 yards to kickstart the Titans' opening scoring drive.

- Against Baltimore (11/5), collected five tackles, a team-high four passes defended and a stop for loss. Returned two punts for 22 yards and one kickoff for four yards. Helped set up the Titans' opening field goal with a 20-yard rush off left guard in the first quarter.

- Against Cincinnati (11/12), recorded five tackles, including two stops for loss, and a team-best two passes defended. Carried the ball three times for 30 yards out of the backfield. Returned three kickoffs for 71 yards and three punts for 17 yards. Totaled a season-high 118 all-purpose yards which was the most all-purpose yards by a non-offensive Titans player since defensive back/returner Chris Carr had 144 yards (all on kickoff and punt returns) at the Detroit Lions on Nov. 27, 2008.

- At Pittsburgh (11/16), tied for the team lead with nine tackles. Notched two passes defended and a forced fumble. Returned five kickoffs for 103 yards and one punt for 10 yards. Carried the ball once for five yards. Forced an Antonio Brown fumble that was recovered by Pittsburgh late in the second quarter.

- At San Francisco (12/17), started at cornerback and posted six tackles, a team-high three passes defended and a quarterback pressure. Returned one kickoff for 21 yards.

- Against Los Angeles Rams (12/24), notched a tackle and a pass defended. Kickstarted the Titans' touchdown drive with a season-long 57-yard kickoff return in the third quarter.

- Against Jacksonville (12/31), tallied four tackles, two passes defended and a forced fumble. Returned four punts for 19 yards with a long return of 16 yards. Halted a Jaguars' drive by breaking up a pass intended for Keelan Cole on third-and-four in the first quarter. Knocked down a pass intended for Dede Westbrook early in the second quarter. Punched out the ball from Keelan Cole and the fumble was recovered by Jayon Brown late in the second quarter.

- At Kansas City (1/6), recorded four tackles and a pass defended in his first career postseason game. Returned two kickoffs for 43 yards and three punts for 18 yards.

#### COLLEGE:

- In three seasons at Southern California, posted 139 tackles, 29 passes defended, six interceptions including one for a touchdown, six stops for loss, three fumble recoveries and two forced fumbles on defense. Notched 39 receptions for 628 yards with six touchdowns and 15 carries for 92 yards on offense. As a return specialist, notched 79 kickoff returns for 2,141 yards with four touchdowns and 46 punt returns for 578 yards with four touchdowns on special teams. In his career, he scored 15 touchdowns in four different ways: via reception (six), interception (one), punt return (four) and kickoff return (four). Registered 37 career starts (34 at cornerback, one at safety, one at wide receiver and one concurrently at cornerback and wide receiver).

- Tied the NCAA records for most career touchdowns on kick returns (eight) and all runbacks (nine). Owns the USC career records for kickoff return yardage (2,141 yards) and kickoff returns (79) and his 27.1 career kick return average is second in USC annals. Ranks fifth on USC's all-time punt return list (578 yards) and his four career punt return touchdowns is tied for the school record.

- As a junior (2016), started all 13 games at cornerback, and collected 55 tackles, a team-best 11 deflections, a team-high five interceptions, a team-best two fumble recoveries and two tackles for loss on defense. Returned 26 kickoffs for 767 yards with two touchdowns and 20 punts for 315 yards with two touchdowns on special teams on special teams. Notched seven carries for 51 yards and two receptions for 76 yards with a touchdown while playing 18 plays on offense. Ranked second nationally in punt return touchdowns (two, first in Pac-12), second in kickoff return touchdowns (two, first in Pac-12), third in punt returns (15.8, first in Pac-12), sixth in kickoff returns (29.5, first in Pac-12), 18th in interceptions (0.4, third in Pac-12) and 19th in passes defended (1.2, third in Pac-12).

- Won the 2016 Thorpe Award and was among four finalists for the Hornung Award and four finalists for the Lott IMPACT Trophy. Was named a 2016 consensus All-American first teamer by AP (cornerback), Football Writers (punt returner), Football Coaches (all-purpose player), Walter Camp (defensive back; second team kick returner), Sporting News (cornerback), ESPN (all-purpose player), Sports Illustrated (all-purpose player; second team returner), Phil Steele (punt returner; second team all-purpose player and third team defensive back and kick returner) and a second teamer by USA Today (returner).

- Named the 2016 Pac-12 Defensive Player of the Year and made the All-Pac-12 first team at two positions (defensive back and return specialist).

- As a team captain, named USC's 2016 Most Valuable Player (the first Trojan to repeat as team MVP since 2004-05 and only the ninth to win the honor twice since the award was first presented in 1967), as well as USC's Special Teams Player of the Year and Defensive Perimeter Player of the

Year.

- As a sophomore (2015), started 12 games at cornerback, one contest at safety and one game at wide receiver. Notched 35 tackles, eight pass deflections, a forced fumble and an interception for a touchdown on defense. Registered 27 receptions for 414 yards with two touchdowns and seven carries for 36 yards on offense. Recorded 30 kickoff returns for 690 yards and 24 punt returns for 251 yards with two touchdowns on special teams. He was the only player nationally with at least 400 receiving yards, 600 kickoff return yards, 200 punt return yards and 30 tackles.
- Was named to the 2015 All-Pac-12 first team (defensive back) and second team (return specialist), AP All-Pac-12 first team (defensive back) and Phil Steele All-Pac-12 first team (defensive back) and second team (punt returner). He was also named USC's MVP.
- As a freshman (2014), made an impact on defense, offense and special teams as a cornerback, wide receiver and returner. Appeared in all 13 games with 10 starts at cornerback and one start concurrently at wide receiver. Recorded 49 tackles, including four stops for losses, 10 passes defensed, a forced fumble and a fumble recovery on defense. Added 10 receptions for 138 yards with three touchdowns and one carry for five yards on offense. Posted 23 kickoff returns for 684 yards with two touchdowns and two punt returns for 12 yards.
- Named Sporting News Freshman All-American first team, USA Today Freshman All-American first team and ESPN.com True Freshman All-American first team.
- Named the 2014 Pac-12 Defensive Freshman of the Year and made All-Pac-12 honorable mention (all-purpose player).
- Majored in communications with a real estate minor at Southern California.

#### **PERSONAL:**

- Attended Serra (Gardena, Calif.) High School and was named 2013 USA Today All-USA first team, Parade All-American first team, Prep Star All-American Dream Team, Max Preps All-American first team, Student Sports All-American first team, ESPN 300, Max Preps All-American Medium Schools first team, Cal-Hi Sports California Mr. Football, Cal-Hi Sports All-State first team, Max Preps All-State Division II first team, All-CIF Western Division Defensive Player of the Year, Los Angeles Times All-Area, Orange County Register Fab 15 first team, South Bay Daily Breeze All-South Bay Player of the Year, Wave Newspapers All-West Region Player of the Year and All-Mission League MVP.
- As a senior (2013), played wide receiver, running back, defensive back and return specialist. He ran for 639 yards on 66 carries with five touchdowns and caught 38 passes for 812 yards with seven touchdowns on offense, plus he had 36 tackles, six interceptions (three for touchdowns), eight deflections and a forced fumble on defense and he had three additional touchdowns on returns. He played in the 2013 CIF Western Division final and had a 92-yard punt return and a 93-yard kickoff return in the game.
- As a junior (2012), he was named Cal-Hi Sports All-State first team, Cal-Hi Sports All-State Junior first team, All-CIF Western Division Defensive Player of the Year, Los Angeles Times All-Area, South Bay Daily Breeze All-South Bay Player of the Year, Los Angeles Wave Player of the Year and All-Mission League Defensive MVP. He had 33 receptions for 546 yards with five touchdowns and 175 yards on seven carries with five touchdowns on offense, plus he had 56 tackles, five interceptions, seven passes defensed, two forced fumbles and a fumble recovery on defense

and averaged 37.8 yards on 12 punts. Serra won the 2012 CIF Western Division and he had a 78-yard touchdown run on a fake punt in the game. Serra also won the CIF state championship Division II bowl game and he had a 95-yard run on a fake punt in the game.

- As a sophomore (2011), had two receptions for 39 yards and made 23 tackles, six interceptions and 10 pass deflections.
- During his freshman year in high school, he went to Belleville (Ill.) East High School. He moved to California prior to his sophomore year in high school.
- Was also on Serra's track team and finished with career bests of 10.68 in the 100 meters, 21.59 in the 200 and 25-5.25 in the long jump. Serra won the 2013 CIF state championship while he placed second in the long jump at 24-7. He won the 2012 state long jump title at 20-0.5 and was named the 2012 Cal-Hi Sports California Sophomore Athlete of the Year and 2013 Cal-Hi Sports California Junior Athlete of the Year.
- Was also a guard on Serra's basketball team.
- List of favorites: (movie) "Space Jam"; (TV show) Food Network shows, "Love & Hip Hop," "Scandal," "How To Get Away with Murder"; (musician or band) Drake, ASAP Rocky; (food) Chinese food and Imo's Pizza; (guilty pleasure) Reese's Peanut Butter Cups; (sports teams as a child) Chicago Bulls, St. Louis Rams, St. Louis Cardinals and (athlete as a child) Reggie Bush.
- Follow Jackson on Twitter, Instagram and Snapchat at @AdoreeKnows.
- Born Adoree' Jackson on Sept. 18, 1995 in East St. Louis, Ill.



## ADOREE' JACKSON'S DEFENSIVE GAME-BY-GAME

### 2017 Tennessee Titans

Date	Opp	W/L	P/S	Tot Solo	Asst	Sk	- Yds	QBP	TFL	Int	- Yds	-TD	PD	FF	FR	- Yds	SpT
Sept 10	Oak	L	S	5	5	0	0.0	0.0	0	0	0	0	2	0	0	0	0
Sept 17	@ Jax	W	S	6	5	1	0.0	0.0	0	1	0	0	1	0	0	0	0
Sept 24	Sea	W	S	5	5	0	0.0	0.0	0	0	0	0	2	0	0	0	0
Oct 1	@ Hou	L	S	3	3	0	0.0	0.0	0	0	0	0	1	0	0	0	0
Oct 8	@ Mia	L	S	2	1	1	0.0	0.0	0	0	0	0	1	1	0	0	0
Oct 16	Ind	W	S	2	2	0	0.0	0.0	0	0	0	0	1	0	0	0	0
Oct 22	@ Cle	W	S	5	4	1	0.0	0.0	0	0	0	0	0	0	0	0	0
Nov 5	Bal	W	S	5	5	0	0.0	0.0	0	1	0	0	4	0	0	0	0
Nov 12	Cin	W	S	5	3	2	0.0	0.0	0	2	0	0	2	0	0	0	0
Nov 16	@ Pit	L	S	9	8	1	0.0	0.0	0	0	0	0	2	1	0	0	0
Nov 26	@ Ind	W	S	1	1	0	0.0	0.0	0	0	0	0	0	0	0	0	0
Dec 3	Hou	W	S	4	3	1	0.0	0.0	0	0	0	0	1	0	0	0	0
Dec 10	@ Ari	L	S	4	3	1	0.0	0.0	0	0	0	0	0	0	0	0	0
Dec 17	@ SF	L	S	6	6	0	0.0	0.0	1	0	0	0	3	0	0	0	0
Dec 24	LAR	L	S	1	0	1	0.0	0.0	0	0	0	0	1	0	0	0	0
Dec 31	Jax	W	S	4	4	0	0.0	0.0	0	0	0	0	2	1	0	0	0
<b>Totals</b>			<b>9-7</b>	<b>16/16</b>	<b>67</b>	<b>58</b>	<b>9</b>	<b>0.0</b>	<b>0.0</b>	<b>1</b>	<b>4</b>	<b>0</b>	<b>0</b>	<b>23</b>	<b>3</b>	<b>0</b>	<b>0</b>
<b>Playoffs</b>																	
Jan 6	@ KC	W	S	4	4	0	0.0	0.0	0	0	0	0	1	0	0	0	0
Jan 13	@ NE	L	S	3	2	1	0.0	0.0	0	0	0	0	2	0	0	0	0
<b>Totals</b>			<b>1-1</b>	<b>2/2</b>	<b>7</b>	<b>6</b>	<b>1</b>	<b>0.0</b>	<b>0.0</b>	<b>0</b>	<b>0</b>	<b>0</b>	<b>0</b>	<b>3</b>	<b>0</b>	<b>0</b>	<b>0</b>

### 2018 Tennessee Titans

Date	Opp	W/L	P/S	Tot Solo	Asst	Sk	- Yds	QBP	TFL	Int	- Yds	-TD	PD	FF	FR	- Yds	SpT
Sept 9	@ Mia	L	p	4	4	0	0.0	0.0	0	0	0	0	0	0	0	0	0
Sept 16	Hou	W	S	8	8	0	0.0	0.0	0	0	1	0	0	2	0	0	0
Sept 23	@ Jax	W	p	0	0	0	0.0	0.0	0	0	0	0	1	0	0	0	0
Sept 30	Phi	W	S	4	3	1	0.0	0.0	0	0	0	0	0	0	0	0	0
Oct 7	@ Buf	L	p	2	2	0	0.0	0.0	0	0	1	7	0	1	0	0	0
Oct 14	Bal	L	S	8	6	2	0.0	0.0	0	0	0	0	0	0	0	0	0
Oct 21	@ LAC	L	S	1	1	0	0.0	0.0	0	0	0	0	0	0	0	0	0
Nov 5	@ Dal	W	S	4	4	0	0.0	0.0	0	0	0	0	0	0	0	0	0
Nov 11	NE	W	S	5	4	1	0.0	0.0	0	1	0	0	2	0	0	0	0
Nov 18	@ Ind	L	S	7	6	1	0.0	0.0	0	0	0	0	0	0	0	0	0
Nov 26	@ Hou	L	S	3	2	1	0.0	0.0	0	0	0	0	0	0	0	0	0
Dec 2	NYJ	W	S	7	7	0	0.0	0.0	0	0	0	0	0	0	0	0	0
Dec 6	Jax	W	S	5	5	0	0.0	0.0	0	1	0	0	1	0	0	0	0
Dec 16	@ NYG	W	S	4	3	1	0.0	0.0	1	1	0	0	1	0	0	0	0
Dec 22	Was	W	S	4	4	0	0.0	0.0	0	0	0	0	2	0	0	0	0
Dec 30	Ind	L	S	3	3	0	0.0	0.0	0	0	0	0	1	0	0	0	0
<b>Totals</b>			<b>9-7</b>	<b>16/13</b>	<b>69</b>	<b>62</b>	<b>7</b>	<b>0.0</b>	<b>0.0</b>	<b>1</b>	<b>3</b>	<b>2</b>	<b>7</b>	<b>0</b>	<b>11</b>	<b>0</b>	<b>0</b>

### 2019 Tennessee Titans

Date	Opp	W/L	P/S	Tot Solo	Asst	Sk	- Yds	QBP	TFL	Int	- Yds	-TD	PD	FF	FR	- Yds	SpT
Sept 8	@ Cle	W	S	5	4	1	0.0	0.0	0	0	0	0	0	0	0	0	0
Sept 15	Ind	L	S	1	1	0	0.0	0.0	0	0	0	0	0	0	0	0	0
Sept 24	@ Jax	L	p	2	2	0	0.0	0.0	0	0	0	0	0	0	0	0	0
Sept 29	@ Atl	W	S	4	4	0	0.0	0.0	0	0	0	0	1	0	0	0	0
Oct 6	Buf	L	S	2	2	0	0.0	0.0	0	0	0	0	0	1	0	0	0
Oct 13	@ Den	L	S	3	3	0	0.0	0.0	0	0	0	0	0	0	0	0	0
Oct 20	LAC	W	S	2	1	1	0.0	0.0	0	0	0	0	0	0	0	0	0
Oct 27	TB	W	IA														
Nov 3	@ Car	L	S	3	3	0	0.0	0.0	0	1	0	0	0	2	0	0	0
Nov 10	KC	W	S	7	7	0	0.0	0.0	0	0	0	0	0	2	0	0	0
Nov 24	Jax	W	S	10	8	2	0.0	0.0	0	1	0	0	0	1	0	0	0
Dec 1	@ Ind	W	S	1	1	0	0.0	0.0	0	0	0	0	0	0	0	0	0
Dec 8	@ Oak	W	IA														
Dec 15	Hou	L	IA														
Dec 22	NO	L	IA														
Dec 29	@ Hou	W	IA														
<b>Totals</b>			<b>9-7</b>	<b>11/10</b>	<b>40</b>	<b>36</b>	<b>4</b>	<b>0.0</b>	<b>0.0</b>	<b>0</b>	<b>2</b>	<b>0</b>	<b>0</b>	<b>7</b>	<b>0</b>	<b>0</b>	<b>0</b>
<b>Playoffs</b>																	
Jan 4	@ NE	W	S	2	2	0	0.0	0.0	0	0	0	0	0	2	0	0	0
Jan 11	@ Bal	W	S	3	3	0	0.0	0.0	0	0	0	0	0	4	0	0	0
Jan 19	@ KC	L	S	4	4	0	0.0	0.0	0	0	0	0	0	0	0	0	0
<b>Totals</b>			<b>2-1</b>	<b>3/3</b>	<b>9</b>	<b>9</b>	<b>0</b>	<b>0.0</b>	<b>0.0</b>	<b>0</b>	<b>0</b>	<b>0</b>	<b>0</b>	<b>6</b>	<b>0</b>	<b>0</b>	<b>0</b>

### 2020 Tennessee Titans

Date	Opp	W/L	P/S	Tot Solo	Asst	Sk	- Yds	QBP	TFL	Int	- Yds	-TD	PD	FF	FR	- Yds	SpT
Sept 14	@ Den	W	IR														
Sept 20	Jax	W	IR														
Sept 27	@ Min	W	IR														
Oct 13	Buf	W	IR														
Oct 18	Hou	W	IR														
Oct 25	Pit	L	IR														
Nov 1	@ Cin	L	IR														
Nov 8	Chi	W	IR														
Nov 12	Ind	L	IA														
Nov 22	@ Bal	W	IA														
Nov 29	@ Ind	W	IA														
Dec 6	Cle																
Dec 13	@ Jax																
Dec 20	Det																
Dec 27	@ GB																
Jan 3	@ Hou																
<b>Totals</b>			<b>7-3</b>	<b>0/0</b>	<b>0</b>	<b>0</b>	<b>0</b>	<b>0.0</b>	<b>0.0</b>	<b>0</b>	<b>0</b>	<b>0</b>	<b>0</b>	<b>0</b>	<b>0</b>	<b>0</b>	<b>0</b>

## ADOREE' JACKSON'S RETURN GAME-BY-GAME

### 2017 Tennessee Titans

Date	Opp	W-L	PUNT RETURNS						KICKOFF RETURNS							
			P/S	No	FC	Yds	Avg	Lg	TD	No	Yds	Avg	Lg	TD		
Sept 10	Oak	L	S	1	0	5	5.0	5	0	1	35	35.0	35	0		
Sept 17	@ Jax	W	S	2	2	55	27.5	46	0	0	0	-	0	0		
Sept 24	Sea	W	S	5	0	51	10.2	22	0	2	27	13.5	25	0		
Oct 1	@ Hou	L	S	1	0	3	3.0	3	0	3	71	23.7	48	0		
Oct 8	@ Mia	L	S	2	1	14	7.0	12	0	1	21	21.0	21	0		
Oct 16	Ind	W	S	0	0	0	-	0	0	2	46	23.0	40	0		
Oct 22	@ Cle	W	S	3	0	20	6.7	12	0	0	0	-	0	0		
Nov 5	Bal	W	S	2	1	22	11.0	13	0	1	4	4.0	4	0		
Nov 12	Cin	W	S	3	2	17	5.7	9	0	3	71	23.7	32	0		
Nov 16	@ Pit	L	S	1	0	10	10.0	10	0	5	103	20.6	36	0		
Nov 26	@ Ind	W	S	2	1	7	3.5	7	0	1	15	15.0	15	0		
Dec 3	Hou	W	S	2	0	41	20.5	25	0	0	0	-	0	0		
Dec 10	@ Ari	L	S	3	0	14	4.7	14	0	2	55	27.5	29	0		
Dec 17	@ SF	L	S	1	0	0	0.0	0	0	1	21	21.0	21	0		
Dec 24	LAR	L	S	2	0	12	6.0	11	0	3	109	36.3	57	0		
Dec 31	Jax	W	S	4	2	19	4.8	16	0	0	0	-	0	0		
<b>Totals</b>			<b>9-7</b>	<b>16/16</b>	<b>34</b>	<b>9</b>	<b>290</b>	<b>8.5</b>	<b>46</b>	<b>0</b>	<b>25</b>	<b>578</b>	<b>23.1</b>	<b>57</b>	<b>0</b>	
<b>Playoffs</b>																
Jan 6	@ KC	W	S	3	1	18	6.0	13	0	2	43	21.5	24	0		
Jan 13	@ NE	L	S	1	1	0	0.0	0	0	4	83	20.8	25	0		
<b>Totals</b>			<b>1-1</b>	<b>2/2</b>	<b>4</b>	<b>2</b>	<b>18</b>	<b>4.5</b>	<b>13</b>	<b>0</b>	<b>6</b>	<b>126</b>	<b>21.0</b>	<b>25</b>	<b>0</b>	

### 2018 Tennessee Titans

Date	Opp	W-L	PUNT RETURNS						KICKOFF RETURNS					
			P/S	No	FC	Yds	Avg</							



## ADOREE' JACKSON'S NFL STATISTICS

REGULAR SEASON		TACKLES									INTERCEPTIONS					FUMBLES			
Year	Team	GP	GS	Tot	Solo	Asst	Sk	Yds	QBP	TFL	No	Yds	Lg	TD	PD	FF	FR	Yds	SpT
2017	Tennessee	16	16	67	58	9	0.0	0.0	1	4	0	0	0	0	23	3	0	0	0
2018	Tennessee	16	13	69	62	7	0.0	0.0	1	3	2	7	7	0	11	0	0	0	0
2019	Tennessee	11	10	40	36	4	0.0	0.0	0	2	0	0	0	0	7	0	0	0	0
2020	Tennessee	0	0	0	0	0	0.0	0.0	0	0	0	0	0	0	0	0	0	0	0
<b>NFL Totals</b>		<b>43</b>	<b>39</b>	<b>176</b>	<b>156</b>	<b>20</b>	<b>0.0</b>	<b>0.0</b>	<b>2</b>	<b>9</b>	<b>2</b>	<b>7</b>	<b>7</b>	<b>0</b>	<b>41</b>	<b>3</b>	<b>0</b>	<b>0</b>	<b>0</b>

REGULAR SEASON		PUNT RETURNS						KICKOFF RETURNS				
Year	Team	No	FC	Yds	Avg	Lg	TD	No	Yds	Avg	Lg	TD
2017	Tennessee	34	9	290	8.5	46	0	25	578	23.1	57	0
2018	Tennessee	16	9	148	9.3	26	0	0	0	-	0	0
2019	Tennessee	3	1	26	8.7	17	0	2	23	11.5	23	0
<b>NFL Totals</b>		<b>53</b>	<b>19</b>	<b>464</b>	<b>8.8</b>	<b>46</b>	<b>0</b>	<b>27</b>	<b>601</b>	<b>22.3</b>	<b>80</b>	<b>0</b>

PLAYOFFS		TACKLES									INTERCEPTIONS					FUMBLES			
Year	Team	GP	GS	Tot	Solo	Asst	Sk	Yds	QBP	TFL	No	Yds	Lg	TD	PD	FF	FR	Yds	SpT
2017	Tennessee	2	2	7	6	1	0.0	0.0	0	0	0	0	0	0	3	0	0	0	0
2019	Tennessee	3	3	9	9	0	0.0	0.0	0	0	0	0	0	0	6	0	0	0	0
<b>NFL Totals</b>		<b>5</b>	<b>5</b>	<b>16</b>	<b>15</b>	<b>1</b>	<b>0.0</b>	<b>0.0</b>	<b>0</b>	<b>0</b>	<b>0</b>	<b>0</b>	<b>0</b>	<b>0</b>	<b>9</b>	<b>0</b>	<b>0</b>	<b>0</b>	<b>0</b>

PLAYOFFS		PUNT RETURNS						KICKOFF RETURNS				
Year	Team	No	FC	Yds	Avg	Lg	TD	No	Yds	Avg	Lg	TD
2017	Tennessee	4	2	18	4.5	13	0	6	126	21.0	25	0
<b>NFL Totals</b>		<b>4</b>	<b>2</b>	<b>18</b>	<b>4.5</b>	<b>13</b>	<b>0</b>	<b>6</b>	<b>126</b>	<b>21.0</b>	<b>25</b>	<b>0</b>

### Single-Game Highs

Tackles - 10 vs. Jacksonville (11/24/19)  
 Interceptions - 1 (Twice, last at Buffalo 10/7/18)  
 Passes Defensed - 4 vs. Baltimore (11/5/17)  
 Tackle for Loss - 2 vs. Cincinnati (11/12/17)  
 Forced Fumble - 1 (Three times, last vs. Jacksonville 12/31/17)  
 Punt Returns - 5 vs. Seattle (9/24/17)  
 Punt Return Yards - 55 at Jacksonville (9/17/17)  
 Punt Return Long - 46 at Jacksonville (9/17/17)  
 Kickoff Returns - 5 at Pittsburgh (11/16/17)  
 Kickoff Return Yards - 109 vs. L.A. Rams (12/24/17)  
 Kickoff Return Long - 57 vs. L.A. Rams (12/24/17)

### Playoff Single-Game Highs

Tackles - 4 (Twice, last at Kansas City 1/19/20)  
 Passes Defensed - 4 at Baltimore (1/11/20)  
 Punt Returns - 3 at Kansas City (1/6/18)  
 Punt Return Yards - 18 at Kansas City (1/6/18)  
 Kickoff Returns - 4 at New England (1/13/18)  
 Kickoff Return Yards - 83 at New England (1/13/18)

### Additional Statistics

Rushing - 1 for 20 yards vs. Baltimore (11/5/17), 3 for 30 yards vs. Cincinnati (11/12/17), 1 for 5 yards at Pittsburgh (11/16/17)



# 35 CHRIS JACKSON

DEFENSIVE BACK • 5'10" • 193 LBS • COLLEGE: MARSHALL  
ACQUIRED: 7TH ROUND - 2020 • NFL EXPERIENCE: ROOKIE  
HOMETOWN: TALLAHASSEE, FLA.  
GAMES PLAYED/GAMES STARTED: 8/3 (PLAYOFFS: 0/0)

**PRO:** The Titans selected Chris Jackson with the 243rd overall pick in the seventh round of the 2020 NFL Draft. The 5-foot-10 inch, 193-pounder was coveted for his versatility with experience at both corner and safety, as well as for his speed and ball disruption skills. The Tallahassee, Fla., native was a four-year starter at Marshall where his 45 passes defended rank first in program history. He started 48 games from 2016-19 and tallied 189 tackles, 6.5 tackles for loss, two sacks, seven interceptions with one returned for a touchdown, 45 passes defended, and two fumble recoveries with one returned for a score for the Thundering Herd.

### CAREER HIGHLIGHTS:

- Jackson's 45 passes defended rank first in Marshall history and his 48 career starts rank 14th in program history.
- Jackson earned all-conference recognition each year of his collegiate career: named to the Conference USA first team all-conference team after recording a team-high 11 passes defended as a senior in 2019, earned second team all-conference honors at defensive back as a junior in 2018, garnered all-conference team honorable mention recognition as a sophomore in 2017, and he was named to the Conference USA All-Freshman team in 2016.

### TITANS TIDBITS:

- A two-time state track champion in high school, Jackson runs a 4.47 second 40-yard dash. 'I still work out like a track athlete when I can,' Jackson said. 'I watch it a lot and keep up with it.'
- Jackson lived with and was primarily raised by his paternal grandmother, Delores Madison, after his mother was killed by a home invader when Jackson was 10 years old.
- He has a love of cars that he attributes to his father and uncle, the latter of which does competitive drag racing. Jackson lists his top three cars as a 1969 Camaro, a 1984 Buick Grand National and a Ferrari F40.

### CAREER TRANSACTIONS:

- The Tallahassee, Fla., native was selected by the Titans in the seventh round (243rd overall) of the 2020 NFL Draft.

### SEASON RECAPS:

**2020 (8/3):** Made his NFL debut and his first career NFL start at Denver (9/14/20). Has led the team in special teams tackles once in 2020 (at CIN).  
• At Denver (9/14), started at cornerback in his first career NFL contest and collected a tackle. Became the franchise's first rookie drafted in the seventh round or later to start a Week 1 game since Sept. 10, 1989, when Oilers ninth-round rookie tight end Bob Mrosko started at Minnesota.  
• Against Jacksonville (9/20), played as a reserve at cornerback and posted six tackles.  
• At Minnesota (9/27), was inactive.  
• Against Buffalo (10/13), started at cornerback and tallied four tackles and a pass defended. Combined with Larrell Murchison to stuff Devin Singletary for a three-yard loss on a rush up the middle in the first quarter. Ended a Bills' drive by deflecting a third-and-nine pass intended for Stefan Diggs in the second stanza.  
• Against Houston (10/18), was inactive.  
• Against Pittsburgh (10/25), played as a reserve at cornerback and registered three tackles.  
• At Cincinnati (11/1), started at cornerback and posted four tackles, including a stop for loss. Led the team with two special teams tackles on coverage units. Stuffed Giovanni Bernard for a three-yard loss on a rush off left tackle in the second stanza.

- Against Chicago (11/8), played as a reserve at cornerback.
- Against Indianapolis (11/12), saw action as a reserve on special teams and at cornerback.
- At Baltimore (11/22), posted a special teams tackle on coverage units.
- At Indianapolis (11/29), missed the game while on reserve/COVID-19.

### COLLEGE:

• During a four-year career at Marshall, started 48 games and posted 189 tackles, 6.5 tackles for loss, 2.0 sacks, seven interceptions with one returned for a touchdown, 45 passes defended and two fumble recoveries with one returned for a score on kickoff coverage for the Thundering Herd. Jackson's 45 passes defended rank first in Marshall history and his 48 career starts rank 14th in program history. He earned all-conference recognition in all four of his collegiate seasons.

**AS A SENIOR (2019),** started 11 games and recorded 25 tackles, one interception and a team-high 11 passes defended. Earned first team all-conference recognition.

- Against Cincinnati (9/28), had a season-high five tackles.
- At Charlotte (11/23), notched two tackles and one interception.
- Against Florida International (11/30), tallied three tackles and three passes defended.

**AS A JUNIOR (2018),** started all 13 games and posted 61 tackles, one interception, 15 passes defended and one fumble recovery. Earned second team all-conference honors at defensive back.

- At Old Dominion (10/13), tied a career-high with 10 tackles and posted a career-high four passes defended.
- Against Florida Atlantic (10/20), amassed six tackles, one interception and three passes defended.

**AS A SOPHOMORE (2017),** started 12 games and tallied 62 tackles, 2.5 tackles for loss, one half sack, a team-high three interceptions for 108 yards and one touchdown, a team-high 10 passes defended and recovered one fumble on kickoff coverage that he returned for a score. Named all-conference honorable mention.

- Against Miami (Ohio) (9/2), posted eight tackles, an interception which he returned 72 yards for a touchdown and one pass defended.
- Against Kent State (9/16), amassed six tackles, 0.5 tackle for loss, and a 32-yard interception.
- At Charlotte (10/7), notched five tackles, 0.5 tackle for loss, one interception and two passes defended.
- Against Old Dominion (10/14), recorded six tackles and one fumble recovery on special teams that he returned for a 15-yard touchdown.

**AS A FRESHMAN (2016),** started all 12 games as a true freshman and tallied 41 tackles, four tackles for loss, 1.5 sacks, two interceptions and nine passes defended. Named to the Conference USA All-Freshman team.

- Against Florida Atlantic (10/15), recorded five tackles, 1.5 tackles for loss, one half sack, one interception and one pass defended.
- Against Charlotte (10/22), posted a season-high eight tackles, two tackles for loss, one sack and one 31-yard interception.
- At Missouri (10/1), saw action in his first career game and posted one tackle.
- Graduated from Marshall in December 2019 with a degree in criminal justice.

### PERSONAL:

- Attended FAMU Developmental Research (Tallahassee, Fla.) School

where he was rated as a two-star prospect by Rivals.

- Named a Florida 2A All-State wide receiver as a senior in 2015. Also played safety.
- Jackson was a two-time Florida state high school track champion in the 110-meter hurdles and was a runner up in the 300-meter hurdles.
- Also played basketball.
- List of favorites: (TV show) "Spongebob Squarepants"; (movies) "Shrek," and "Coming to America"; (musician) Kanye West.
- Follow Jackson on Twitter @C3Jack and on Instagram @\_3cjack.
- Son of D'Wayne Jackson and Tanesha Overstreet.
- Has two brothers and two sisters.
- Born Christopher D'Wayne Jackson on April 13, 1998 in Minneapolis, Minn.

## CHRIS JACKSON'S COLLEGE STATISTICS

SEASON		TACKLES								INTERCEPTIONS					FUMBLES			
Year	Team	GP	GS	Tot	Solo	Asst	Sk	Yds	QBP	TFL	No	Yds	Lg	TD	PD	FF	FR	Yds
2016	Marshall	12	12	41	22	19	1.5	7	0	4.0	2	36	31	0	9	0	0	-
2017	Marshall	12	12	62	31	31	0.5	3	0	2.5	3	108	72t	1	10	0	1	15t
2018	Marshall	13	13	61	40	21	0.0	-	0	0.0	1	21	21	0	15	0	1	2
2019	Marshall	11	11	25	17	8	0.0	-	0	0.0	1	35	35	0	11	0	0	-
<b>Totals</b>		<b>48</b>	<b>48</b>	<b>189</b>	<b>110</b>	<b>79</b>	<b>2.0</b>	<b>10</b>	<b>0</b>	<b>6.5</b>	<b>7</b>	<b>200</b>	<b>72t</b>	<b>1</b>	<b>45</b>	<b>0</b>	<b>2</b>	<b>17</b>

### Single-Game Highs

Tackles - 10 (Two times, last at Old Dominion 10/13/18)  
 Interceptions - 1 (Seven times, last at Charlotte 11/23/19)  
 Tackles for Loss - 1.5 vs. Florida Atlantic (10/15/16)

Sacks - 1.0 vs. Charlotte (10/22/16)  
 Passes Defensed - 4 at Old Dominion (10/13/18)

## CHRIS JACKSON'S DEFENSIVE GAME-BY-GAME

2020 Tennessee Titans																		
Date	Opp	W/L	P/S	Tot	Solo	Asst	Sk	- Yds	QBP	TFL	Int	- Yds	-TD	PD	FF	FR	- Yds	SpT
Sept 14	@ Den	W	S	1	0	1	0.0	0.0	0	0	0	0	0	0	0	0	0	0
Sept 20	Jax	W	p	6	3	3	0.0	0.0	0	0	0	0	0	0	0	0	0	0
Sept 27	@ Min	W	IA															
Oct 13	Buf	W	S	4	3	1	0.0	0.0	0	0	0	0	0	1	0	0	0	0
Oct 18	Hou	W	IA															
Oct 25	Pit	L	p	3	2	1	0.0	0.0	0	0	0	0	0	0	0	0	0	0
Nov 1	@ Cin	L	S	4	2	2	0.0	0.0	0	1	0	0	0	0	0	0	0	2
Nov 8	Chi	W	p	0	0	0	0.0	0.0	0	0	0	0	0	0	0	0	0	0
Nov 12	Ind	L	p	0	0	0	0.0	0.0	0	0	0	0	0	0	0	0	0	0
Nov 22	@ Bal	W	p	0	0	0	0.0	0.0	0	0	0	0	0	0	0	0	0	1
Nov 29	@ Ind	W	R/C															
<b>Totals</b>				<b>8-3</b>	<b>8/3</b>	<b>18</b>	<b>10</b>	<b>8</b>	<b>0.0</b>	<b>0.0</b>	<b>0</b>	<b>1</b>	<b>0</b>	<b>1</b>	<b>0</b>	<b>0</b>	<b>0</b>	<b>3</b>

## CHRIS JACKSON'S NFL STATISTICS

REGULAR SEASON		TACKLES								INTERCEPTIONS					FUMBLES				
Year	Team	GP	GS	Tot	Solo	Asst	Sk	Yds	QBP	TFL	No	Yds	Lg	TD	PD	FF	FR	Yds	SpT
2020	Tennessee	8	3	18	10	8	0.0	0.0	0	1	0	0	0	0	1	0	0	0	3
<b>NFL Totals</b>		<b>8</b>	<b>3</b>	<b>18</b>	<b>10</b>	<b>8</b>	<b>0.0</b>	<b>0.0</b>	<b>0</b>	<b>1</b>	<b>0</b>	<b>0</b>	<b>0</b>	<b>0</b>	<b>1</b>	<b>0</b>	<b>0</b>	<b>0</b>	<b>3</b>

### Single-Game Highs

Tackles - **6 vs. Jacksonville (9/20/20)**  
 Tackle For Loss - **1 at Cincinnati (11/1/20)**  
 Passes Defensed - **1 vs. Buffalo (10/13/20)**  
 Special Teams Tackles - **2 at Cincinnati (11/1/20)**



# 60 BEN JONES

CENTER • 6'3" • 308 LBS • COLLEGE: GEORGIA  
ACQUIRED: UNRESTRICTED FREE AGENT (HOU) - 2016  
NFL EXPERIENCE (NFL/TITANS): 9/5 • HOMETOWN: BRENT, ALA.  
GAMES PLAYED/GAMES STARTED: 138/117 (PLAYOFFS: 8/8)



Captain: 2019



Community Man of the Year: 2019

**PRO:** The Titans signed Ben Jones early in the 2016 free agency period to bring veteran leadership and experience to the center position and he has provided just that during his tenure with the club. The 6-foot-3-inch, 308-pounder was originally selected by the Houston Texans in the fourth round (99th overall) of the 2012 NFL Draft. The University of Georgia product is a versatile player, having started contests at center and both guard spots in his first four seasons with the Texans.

### CAREER HIGHLIGHTS:

- Jones has started games at center, left guard and right guard during his NFL career and has opened holes for an 1,000-yard rusher in five different seasons.
- In 2019, Jones started 15 games at center and helped Derrick Henry lead the NFL with 1,540 rushing yards.
- In Week 9 of the 2019 season, Jones missed the first game of his eight-year NFL career when he was inactive due to injury. It ended his streak of 120 consecutive games played and 88 consecutive starts. At the time, Jones' consecutive games streak tied Kansas City's Mitchell Schwartz for the longest active streak in the NFL among offensive linemen, and his starting streak ranked first in the NFL among all centers.
- In Week 11 of the 2019 season, Jones returned to the lineup and started his 100th career game.
- Jones made a career-high three postseason starts in 2019.
- In 2018, Jones started all 16 games at center, registering five consecutive seasons with a start in every contest (2014-15 with Houston).
- Jones appeared in his 100th career game in Week 4 of the 2018 season.
- As of the completion of the 2018 season, among NFL offensive linemen listed as centers, Jones ranked first in the NFL with 80 consecutive games started. He had played in 112 consecutive games, which at this point tied for the longest active consecutive games streak among NFL offensive linemen.
- In 2016, Jones centered all 16 games in his first campaign with the Titans and was a part of an offensive front that blocked for the NFL's third-ranked rushing attack which averaged 136.7 rush yards per game.
- In 2015, Jones transitioned to his natural position of center and started all 16 games and the playoff contest for the Texans.
- In 2014, Jones started all 16 contests at left guard.
- As a rookie in 2012, Jones started the final 10 games of the season at right guard and was named the Texans Rookie of the Year.

### TITANS TIDBITS:

- Jones switched from jersey #61 to #60 prior to his senior season at Georgia, to honor his father, Steve, a former collegiate star, who was killed in a helicopter crash when he was 10 years old.
- Jones' pregame ritual consists of walking barefoot on the field "to get a feel for the turf." The routine began before one game with his brother in high school and after enjoying success that night, it has continued ever since.
- When he was 10 years old, Jones suffered a blow to the head with a baseball bat. The impact caused a blood clot to develop on his brain and fractured his skull. The injury kept him out of all athletic activity for a year, proving to be a challenging time for an active and athletic boy. Although it was a tough period in his life, Ben says this time turned him into the man he is today. As soon as he was cleared for activities, Jones threw himself into being the best athlete he could be.
- In 2017, Jones established The Jones Mission Fund at The Community Foundation to provide at-risk youth with opportunities they might otherwise

not have through grants, additional resources and educational opportunities.

- For the past three offseasons, Jones and his wife has hosted the annual Ben Jones Celebrity Clay Shoot. The three events combined have raised more than \$400,000 benefitting The Jones Mission Fund.
- Jones hosts a free Friday Night Lights youth football camp in his native Alabama every June.
- Jones sponsors a trip to a Titans game each fall for the seniors of his high school's football team in Alabama. The experience includes round trip transportation from his hometown, tickets, a private tailgate, swag bags, and a meet-and-greet with a tour of the Titans practice facility after the game with Jones.
- Jones' brother, Clay, played baseball for the University of Alabama and then was drafted by the Detroit Tigers.

### CAREER TRANSACTIONS:

- A native of Brent, Ala., Jones was originally selected by the Houston Texans in the fourth round (99th overall) of the 2012 NFL Draft.
- Signed by the Titans as an unrestricted free agent on March 10, 2016.

### SEASON RECAPS:

#### 2020 (11/11 - Tennessee):

- At Denver (9/14), started at center and was a part of an offensive front that allowed the Titans to amass 377 total yards. Member of a line that allowed just one sack on 43 pass attempts.
- Against Jacksonville (9/20), started at center and helped the offense post 354 total yards.
- At Minnesota (9/27), started at center and was a member of an offensive front that allowed the Titans to collect 134 yards on the ground.
- Against Buffalo (10/13), started at center and was a part of an offensive line that blocked for Titans' rushers to gain 139 yards on the ground while not allowing a sack on 28 pass attempts.
- Against Houston (10/18), started at center and helped the offense become the first unit in NFL history to have a passer reach 350 yards (364 by Ryan Tannehill) and a rusher reach 200 yards (212 by Derrick Henry) in a game.
- Against Pittsburgh (10/25), started at center.
- At Cincinnati (11/1), started at center and blocked for Titans' rushers to gain 218 yards on 29 carries.
- Against Chicago (11/8), started at center.
- Against Indianapolis (11/12), started at center and helped open holes for Titans' ball carriers to gain 157 rushing yards on 32 carries (4.9 avg.).
- At Baltimore (11/22), started at center and helped open holes for Titans' ball carriers to gain 173 yards on the ground.
- At Indianapolis (11/29), started at center and blocked for Titans' rushers to gain 229 yards on 45 carries. Member of an offensive front that allowed just one sack on 22 pass attempts.

**2019 (15/15, 3/3 - Tennessee):** Started 15 games at center and helped Derrick Henry lead the NFL with 1,540 rushing yards. Was inactive for one game ending his streak of 120 consecutive games played and 88 consecutive starts. Started all three postseason contests at center.

- At Cleveland (9/8), started at center and opened holes for Titans' ball carriers to gain 123 yards on the ground.
- At Atlanta (9/29), started at center and was a part of an offensive front that did not allow a sack on 27 pass attempts, while opening holes for Titans' ball carriers to gain 138 yards on the ground.
- Against L.A. Chargers (10/20), started at center and helped the offense amass 403 total yards.
- At Carolina (11/3), was inactive, ending his streak of 120 consecutive games played and 88 consecutive starts.



- Against Kansas City (11/10), started his 100th career game at center and helped open holes for Titans' rushers to gain 225 yards on the ground.
- Against Jacksonville (11/24), started at center and blocked for Titans' ball carriers to gain 219 rushing yards.
- At Indianapolis (12/1), started at center and helped open holes for Derrick Henry to collect 149 rushing yards on 26 carries.
- At Oakland (12/8), started at center and was a part of an offensive front that blocked for Titans' ball carriers to gain 161 yards on the ground, while also not allowing a sack on 27 pass attempts.
- Against Houston (12/15), started at center and was a member of an offensive line that opened holes for Titans' rushers to gain 163 yards on the ground.
- At Houston (12/29), started at center and was a part of an offensive front that blocked for Derrick Henry to amass 211 yards on the ground and become the NFL's leading rusher in 2019.
- At New England (1/4), started at center and was a member of an offensive front that opened holes for Derrick Henry to collect 182 yards on the ground.
- At Baltimore (1/11), started at center and was a part of an offensive line that blocked for Derrick Henry to collect a franchise postseason record 195 rushing yards.

**2018 (16/16 - Tennessee):** Started all 16 games at center for the third consecutive season with the Titans. Played in his 100th consecutive career NFL contest against Philadelphia (9/30/18).

- At Miami (9/9), started at center and was a member of an offensive front that did not allow a sack on 38 pass attempts.
- At Jacksonville (9/23), started at center and was a part of an offensive front that opened holes for Titans' rushers to gain 150 yards on the ground.
- Against Philadelphia (9/30), started at center in his 100th consecutive contest and was a part of an offensive line that helped amass 397 total yards.
- At Los Angeles Chargers in London (10/21), started at center and helped block for Titans' ball carriers to gain 164 yards on the ground.
- At Dallas (11/5), started at center and helped the Titans' offense accumulate 340 total yards.
- Against New England (11/11), started at center and was a part of an offensive front that opened holes for Titans' rushers to gain 150 yards on the ground.
- Against N.Y. Jets (12/2), started at center and switched to left guard at the start of the third quarter.
- Against Jacksonville (12/6), started at center and helped open holes for Titans' ball carriers to gain 264 yards on the ground, including a franchise-best 238 rushing yards by Derrick Henry. Part of an offensive front that allowed just one sack for zero yards on 24 pass attempts.
- At N.Y. Giants (12/16), started at center and helped block for Titans' rushers to amass 215 yards, including a 170-yard performance by Derrick Henry.
- Against Indianapolis (12/30), started at center and was a member of an offensive front that did not allow a sack on 29 pass attempts.

**2017 (16/16, 2/2 - Tennessee):** Started all 16 games and both postseason contests at center in his second campaign with the Titans. Among NFL offensive linemen presently listed as centers, ranks second in the NFL with 64 consecutive games started.

- Against Oakland (9/10), started at center and was a part of an offensive line that helped produce 350 total yards and allow just one sack on 41 pass attempts.
- At Jacksonville (9/17), started at center, his 50th consecutive start, and opened holes for a rushing attack that amassed 179 yards on 36 carries (5.0 avg.). Member of a unit that allowed just one sack on 27 pass attempts.
- Against Seattle (9/24), started at center and helped block for Titans' ball carriers to collect 195 rushing yards on 35 carries (5.6 avg.). Member of an offensive front that did not allow a sack on 32 pass attempts.
- Against Indianapolis (10/16), started at center and was a member of an offensive front that helped produce 473 total yards and allow just one sack for one yard on 32 pass attempts.
- Against Cincinnati (11/12), started at center and helped open holes for Titans' rushers to gain 180 yards on the ground.
- At Indianapolis (11/26), started at center and was a part of an offensive front that did not allow a sack on 25 pass attempts.
- Against Houston (12/3), started at center and helped open holes for Titans' ball carriers to gain 198 yards on 25 carries with two scores on the ground.
- At Kansas City (1/6), started at center and helped open holes for Titans' ball carriers to gain 202 rushing yards on 31 carries (6.5 avg.) in the Wild

Card matchup.

**2016 (16/16 - Tennessee):** Started all 16 games at center in his first season with the Titans and was a part of an offensive front that blocked for the NFL's third-ranked rushing attack which averaged 136.7 rush yards per game.

- Against Minnesota (9/11), made his Titans debut as the starting center.
- At Detroit (9/18), started at center and blocked for an offense that amassed 363 total yards in a 16-15 comeback win.
- Against Oakland (9/25), started at center and was a part of an offensive line that helped produce 393 total yards and allow just one sack on 33 pass attempts.
- At Miami (10/9), started at center and was a member of an offensive front that opened holes for Titans' rushers to gain 235 yards on the ground and did not allow a sack on 29 pass attempts.
- Against Cleveland (10/16), started at center and blocked for an offense that compiled a season-high 407 total yards, including 137 rushing yards.
- Against Jacksonville (10/27), started at center and opened holes for Titans' ball carriers to accumulate 214 yards on the ground. Was a part of an offensive front that did not allow a sack in 23 pass attempts.
- At San Diego (11/6), started at center and was a part of an offensive line that did not allow a sack on 43 pass attempts.
- Against Green Bay (11/13), started at center and blocked for an offense that amassed 446 total yards and six touchdowns in a 47-25 victory against the Packers.
- At Chicago (11/27), started at center and was a member of an offensive front that did not allow a sack on 23 pass attempts. Blocked for Titans' ball carriers to gain 149 yards on the ground.
- Against Denver (12/11), started at center and was a part of an offensive line that opened holes for Titans' rushers to amass 180 rushing yards on 42 carries in a 13-10 victory over the Broncos.
- At Kansas City (12/18), started at center and helped pave the way for Titans' ball carriers to gain 148 yards on the ground. Member of an offensive front that allowed just one sack for zero yards on 33 pass attempts.

**2015 (16/16, 1/1 - Houston):** Started all 16 games at center and in Wild Card Game against Kansas City (1/9). Extended his streak of consecutive regular season games played to 64, which is the second-longest active streak among NFL centers.

**2014 (16/16 - Houston):** Started all 16 games at left guard in his third season with the Texans.

**2013 (16/1 - Houston):** Played in all 16 games with one start for the Texans.

- At San Francisco (10/6), started at right guard and blocked for a ground game that produced 131 yards.

**2012 (16/10, 2/2 - Houston):** Appeared in all 16 games with 10 starts as a rookie. Was originally drafted as a center, but worked his way into a starting role at right guard. Was a part of seven 100-yard rushing performances by Arian Foster for the NFL's seventh-ranked offense.

- Against Miami (9/9), made his Texans and NFL debut on special teams in the season opener.
- At Jacksonville (9/17), saw action at right guard and was part of an offensive line that cleared the way for Texans running backs to rush for 216 yards and three touchdowns while not allowing Matt Schaub to be sacked.
- At Denver (9/23), helped provide protection for Matt Schaub, enabling him to tie a career-high with four touchdown passes.
- At N.Y. Jets (10/8), helped Arian Foster rush for a season-high 157 yards and a touchdown.

#### COLLEGE:

- Finished his collegiate career ranked third in Georgia history with 49 starts.
- Was a two-time All-SEC selection by the league's coaches and four-time SEC Offensive Lineman of the Week during his career. Was named to Georgia's Team of the Decade.
- As a senior (2011), earned All-SEC first-team honors and was rated the nation's second-best center in the draft by The NFL Draft Report. Named second-team All-SEC honoree by the Associated Press, Phil Steele and the league's coaches for his senior season.
- In his final collegiate season, served as a team captain and started all 14

games at center.

- As a junior (2010), appeared in 13 games making 12 starts. Earned All-SEC second-team honors from The NFL Draft Report.
- As a sophomore (2009), started all 13 games and was named All-SEC second-team by the league's coaches.
- As a freshman (2008), appeared in 13 games making 10 starts at center and was selected a Freshman All-American and Freshman All-SEC. Named Freshman All-American first-team by College Football News, adding second-team honors from The Sporting News and Phil Steele.
- Member of the fall 2009 Georgia Athletic Director's Honor Roll.
- Majored in Health & Physical Education at Georgia.

**PERSONAL:**

- Attended Bibb County High School in Centreville, Ala., where he earned Super Prep All-Dixie Team, Prep Star All-Southeast Region and Alabama Sports Writers Association Class 5A first-team All-State honors as a senior.
- Was a standout first baseman and pitcher on Bibb County's baseball team, where in 2007 he was selected to the Tuscaloosa News West Alabama Baseball All-Star squad. Had a .345 career batting average and collected a school-record 48 RBI in 2007.
- Follow Jones on Instagram at @jones60ben.
- Born Benjamin Jones on July 2, 1989 in Birmingham, Ala.

## BEN JONES' NFL STATISTICS

### REGULAR SEASON

Year	Team	GP	GS
2012	Houston	16	10
2013	Houston	16	1
2014	Houston	16	16
2015	Houston	16	16
2016	Tennessee	16	16
2017	Tennessee	16	16
2018	Tennessee	16	16
2019	Tennessee	15	15
2020	Tennessee	11	11
<b>NFL Totals</b>		<b>138</b>	<b>117</b>

### PLAYOFFS

Year	Team	GP	GS
2012	Houston	2	2
2015	Houston	1	1
2017	Tennessee	2	2
2019	Tennessee	3	3
<b>NFL Totals</b>		<b>8</b>	<b>8</b>

### Starts Breakdown:

2012 - RG 10 (Playoffs - RG 2); 2013 - RG 1; 2014 - LG 16; 2015 - C 16 (Playoffs - C 1); 2016 - C 16; 2017 - C 16 (Playoffs - C 2); 2018 - C 16; 2019 - C 15 (Playoffs - C 3); 2020 - C 11

### Additional Career Statistics

Tackles - 2 (2014), 1 (2015)  
Fumble Recoveries - 1 (2013)

### Additional Career Playoff Statistics

Misc. Tackles - 2 (2015), 1 (2019)



# 90 DAQUAN JONES

DEFENSIVE LINEMAN • 6'4" • 322 LBS • COLLEGE: PENN STATE  
ACQUIRED: 4TH ROUND - 2014 • NFL EXPERIENCE (NFL/TITANS): 7/7  
HOMETOWN: JOHNSON CITY, N.Y.  
GAMES PLAYED/GAMES STARTED: 94/88 (PLAYOFFS: 3/3)



Captain: 2020

**PRO:** Seeking a big, physical and versatile defensive lineman, the Titans selected Penn State's DaQuan Jones in the fourth round of the 2014 NFL Draft. Since then, he has become one of the mainstays of the Titans defensive lineup, appearing in all 16 games in four of his first six seasons, including every game in 2018 and 2019. Jones offers an impressive combination of size, athleticism, intelligence and power. The 6-foot-4-inch, 322-pounder earned a full-time role as a 3-4 defensive end by his second season but has the ability to play multiple spots on the line. He was signed to a new multi-year contract extension in 2018.

### CAREER HIGHLIGHTS:

- In 2019, Jones started all 16 games for the fourth time in his career and for the second consecutive season. He achieved career highs with 21 quarterback pressures and three passes defended.
- In 2018, Jones started all 16 games for the third time in his career. His 39 tackles made up the second-highest total of his career and included a career-high four tackles for loss.
- In 2016, Jones joined Brian Orakpo as the only two Titans to start every game from 2015–2016.
- Against Houston in the 2016 season finale (1/1/17), recovered a Tom Savage fumble in the end zone for his first career touchdown.
- In 2015, Jones was one of four members of the team to start all 16 games, holding down a spot at defensive end for the duration of the campaign. He totaled 67 tackles, 15 quarterback pressures, two tackles for loss and a fumble recovery.
- As a rookie in 2014, Jones played in seven games with one start. He posted his first career sack against Indianapolis on Dec. 28.
- As a senior at Penn State, Jones earned first-team All-Big Ten Conference honors and was named Penn State's Outstanding Senior Player and the recipient of the team's Reid-Robinson Award. He was one of the team's leaders who opted to stay with the program during a time of turmoil.

### TITANS TIDBITS:

- Jones has a reputation as an upbeat, positive influence. "I've always had that positive mindset, even when things weren't as good," he says. "The guys laugh at me sometimes because I'm always smiling ... It's not that I'm happy all the time, but I just feel like in today's world, if you let anything get you down, it will. The smallest thing will turn into the biggest problem if you let it, so I just try my best to keep a positive mindset."
- Jones majored in criminal justice at Penn State and spent a portion of his 2013 summer as an intern observing the Spring Township Police Department near State College.
- Jones entered the Penn State program after being rated the second-best offensive lineman in the nation during his playing days at Johnson City High School. He switched to the other side of the ball and made an immediate impact as a true freshman.
- Jones lists his father, Steve, as the most inspirational person in his life. Steve raised DaQuan as a single father and one of his father's greatest traits is that he works extremely hard in everything he does. Steve works as an executive chef at Cornell University.
- Jones is in the process of launching his own non-profit organization called "Create Your Legacy." In June 2019, he hosted the DaQuan Jones Create Your Legacy Football Camp for more than 100 kids ages 11-18 at Johnson City (N.Y.) High School.
- Jones has four dogs, one of which he named Titan.

### CAREER TRANSACTIONS:

- The Johnson City, N.Y., native was selected by the Titans in the fourth

round (112th overall) of the 2014 NFL Draft.

### SEASON RECAPS:

**2020 (11/11):** Ranks third on the team with two sacks. Has led the team in sacks once in 2020 (vs. IND). Has tied for the team lead in quarterback pressures twice in 2020 (at CIN, vs. IND).

- At Denver (9/14), started on the defensive front and collected two tackles.
- Against Jacksonville (9/20), started at nose tackle and posted four tackles.
- At Minnesota (9/27), started at nose tackle and registered two tackles and two quarterback pressures.
- Against Buffalo (10/13), started on the defensive front and tallied two tackles.
- Against Houston (10/18), started at nose tackle and produced four tackles, including a sack, another tackle for loss and a quarterback pressure. Combined with Harold Landry III to drop Deshaun Watson for a three-yard sack early in the first quarter. Teamed with Jeffery Simmons to stuff David Johnson for a one-yard loss on a rush off left tackle in the first quarter.
- Against Pittsburgh (10/25), started on the defensive front and registered three tackles.
- At Cincinnati (11/1), started at nose tackle and posted two tackles and a quarterback pressure.
- Against Chicago (11/8), started at nose tackle and tied a career-high with seven tackles, including a half sack, two stops for loss and two quarterback pressures. Stuffed David Montgomery for a one-yard loss on a rush off right tackle in the first quarter. Halted a Bears' drive by stonewalling Montgomery for no gain on a third-and-two rush in the second quarter. Stopped Montgomery for a two-yard loss on a rush up the middle in the second quarter. Teamed with Rashaan Evans to drop Nick Foles for a sack early in the fourth quarter.
- Against Indianapolis (11/12), started on the defensive front and collected five tackles, including a sack and a quarterback pressure. Dropped Philip Rivers for an 11-yard sack late in the second quarter. Stuffed Jonathan Taylor for no gain on a rush up the middle in the third stanza.
- At Baltimore (11/22), started at nose tackle and totaled a tackle.
- At Indianapolis (11/29), started at nose tackle and recorded four tackles and a quarterback pressure.

**2019 (16/16, 3/3):** Started all 16 games at nose tackle and ranked third on the team with 21 quarterback pressures. Also posted 50 tackles, a sack, a stop for loss and three passes defended. Started all three postseason contests and notched nine tackles, a half sack and three quarterback pressures. Tied for the team lead in sacks once (vs. BUF). Tied for the team lead in quarterback pressures twice (at ATL, vs. LAC). Tied for the team lead in passes defended once (vs. JAX).

- At Cleveland (9/8), collected three tackles, a stop for loss and a quarterback pressure. Teamed with Sharif Finch to stuff Nick Chubb for a three-yard loss on a rush off left guard in the opening quarter.
- At Atlanta (9/29), registered a tackle and a career-best four quarterback pressures.
- Against Buffalo (10/6), notched three tackles, including a sack and two quarterback pressures. Halted a Bills' drive by chasing Josh Allen out of bounds for a sack on third-and-seven in the opening quarter. Stuffed Frank Gore for no gain on a rush off right tackle in the second stanza.
- Against L.A. Chargers (10/20), posted three tackles, while tying for the team lead with four quarterback pressures. Stonewalled Melvin Gordon for no gain on a rush off left guard in the second quarter.
- At Carolina (11/3), started at defensive end and produced six tackles, a quarterback pressure and a pass defended. Batted down a Kyle Allen pass at the line of scrimmage early in the second quarter.

- Against Jacksonville (11/24), notched two tackles, including a quarterback pressure and a pass defended. Batted down a pass intended for Ben Koyack at the line of scrimmage in the second quarter.
- Against Houston (12/15), totaled five tackles and a quarterback pressure. Stuffed Carlos Hyde for no gain on a rush off right tackle in the third quarter. Stonewalled Hyde for no gain on a rush up the middle late in the fourth quarter.
- At New England (1/4), made his postseason debut as a starter at defensive end and posted three tackles. Stopped Rex Burkhead at the one-yard line on second-and-goal during the Titans' goalline stand in the second quarter.
- At Baltimore (1/11), recorded two tackles and two quarterback pressures.
- At Kansas City (1/19), registered four tackles, including a half sack and a quarterback pressure. Teamed with Jurrell Casey to sack Patrick Mahomes in the fourth quarter.

**2018 (16/16):** Started all 16 games at defensive end and collected 39 tackles, 14 quarterback pressures, a career-best four tackles for loss and a pass defended. Tied for the team lead in quarterback pressures once (vs. IND).

- Against Philadelphia (9/30), notched two tackles and three quarterback pressures. Teamed with Derrick Morgan to stop Jay Ajayi for no gain on a rush off right tackle in the fourth quarter.
- At Buffalo (10/7), tied a career-high with seven tackles, including two stops for loss and two quarterback pressures. Stonewalled LeSean McCoy for a two-yard loss on a rush off left end in the first quarter. Burst through the line and leveled LeSean McCoy for a five-yard loss on a rush off right guard in the second stanza. Combined with Jurrell Casey to stop Chris Ivory for a two-yard loss on a rush up the middle in the third quarter.
- Against Baltimore (10/14), started at defensive end and amassed three tackles, a quarterback pressure and a pass defended. Stonewalled Alex Collins for a two-yard loss on a rush up the middle in the second stanza. Knocked down a third-and-nine pass intended for Mark Andrews early in the fourth quarter.
- At Los Angeles Chargers in London (10/21), started at defensive end and tallied three tackles, including a stop for loss and a quarterback pressure. Shot through the line and dropped Austin Ekeler for a three-yard loss on a rush off left tackle early in the final stanza.
- At N.Y. Giants (12/16), started at defensive end and posted two tackles and a quarterback pressure in the Titans' first shutout win since 2000.

**2017 (12/12, 0/0):** Started 12 games at defensive end and posted 36 tackles, a career-high 3.5 sacks, nine quarterback pressures and a stop for loss. Placed on injured reserve on Dec. 4, 2017. Registered a career-high two sacks at Indianapolis (11/26/17). Led the team in sacks twice (at IND, vs. HOU).

- Against Oakland (9/10), posted four tackles. Stuffed DeAndré Washington for no gain on a rush off left guard in the second quarter.
- At Miami (10/8), totaled six tackles. Stuffed Kenyan Drake for no gain on a rush off left end in the second quarter. Teamed with Erik Walden to stuff Jay Ajayi for a one-yard loss on a rush off left guard in the fourth quarter.
- At Indianapolis (11/26), started at defensive end in his 50th career game and registered five tackles, including a career-best two sacks, a stop for loss and three quarterback pressures. Dropped Jacoby Brissett for an eight-yard sack on third-and-10 during the Colts' opening drive of the game. Stuffed Frank Gore for a three-yard loss on a rush up the middle in the first quarter. Sacked Brissett for a one-yard loss in the second stanza.
- Against Houston (12/3), produced three tackles, including a team-best 1.5 sacks and a quarterback pressure. Left the game early in the third quarter with an injury. Combined with Avery Williamson to stuff Lamar Miller for no gain on a rush off left guard in the first quarter. Dropped Tom Savage for a seven-yard sack late in the second quarter. Halted a Texans' drive by teaming with Brian Orakpo to sack Tom Savage for a eight-yard loss on third-and-10 late in the second quarter.

**2016 (16/16):** Started all 16 games at defensive end for the second consecutive season and collected 29 tackles, 1.5 sacks, eight quarterback pressures, a stop for loss and a fumble recovery for a touchdown. Tied for the team lead in sacks once (at KC). Notched his first career NFL touchdown with a fumble recovery in the end zone against Houston (1/1/17).

- At Miami (10/9), registered a tackle for loss. Stonewalled Kenyan Drake for a two-yard loss on a rush off right tackle late in the second quarter.
- Against Indianapolis (10/23), collected three tackles. Teamed with David Bass to stuff Frank Gore for no gain on a rush off right guard in the fourth

quarter.

- At San Diego (11/6), tied a career-high with seven tackles and a quarterback pressure. Stopped Melvin Gordon for no gain on a goal line rush off left guard in the third quarter.
- Against Green Bay (11/13), notched three tackles, including a sack and two quarterback pressures. Ended a Packers' drive by sacking Aaron Rodgers for a 10-yard loss on third-and-13 in the opening stanza.
- Against Denver (12/11), collected a tackle. Combined with Brice McCain to stuff Justin Forsett for a two-yard loss on a rush off right tackle in the fourth quarter.
- At Kansas City (12/18), tallied a half sack and a quarterback pressure. Teamed with Brian Orakpo to drop Alex Smith for a four-yard sack in the third quarter.
- At Jacksonville (12/24), posted four tackles. Stuffed Corey Grant for no gain on a rush off right guard in the opening stanza.
- Against Houston (1/1), registered a tackle and a fumble recovery that resulted in his first career touchdown. Recovered a Tom Savage fumble in the end zone after a Sean Spence strip-sack to give the Titans an early 7-0 lead with 9:57 left to play in the opening stanza.

**2015 (16/16):** Started all 16 games at defensive end and registered 67 tackles, 15 quarterback pressures, two stops for loss and a fumble recovery. Tied for the team lead in quarterback pressures twice (vs. BUF, at NYJ).

- At Tampa Bay (9/13), led all Titans defensive linemen with a career-high seven tackles, including a stop for loss. Teamed with Karl Klug to stuff Doug Martin for no gain on a rush off right guard at the end of the first quarter. Stuffed Jorvorskie Lane for no gain on a rush off right guard in the third quarter. Combined with Wesley Woodyard to stuff Bobby Rainey for a two-yard loss on a rush up the middle in the fourth quarter.
- Against Buffalo (10/11), posted three tackles and two quarterback pressures. Combined with Zach Brown to stonewall Cierre Wood for no gain on a rush off left end in the second stanza.
- At Houston (11/1), registered six tackles and a quarterback pressure. Combined with Derrick Morgan to stop Alfred Blue for no gain on a rush off right tackle in the second quarter.
- At New Orleans (11/8), totaled five tackles and two quarterback pressures. Combined with Angelo Blackson to stuff Mark Ingram for no gain on a goalline rush early in the second quarter. Halted a Saints' drive by combining with Michael Griffin to stuff Mark Ingram for no gain on a third-and-one rush early in the third quarter. Stonewalled Mark Ingram for no gain on a rush off right guard late in the third quarter.
- Against Carolina (11/15), tallied four tackles, including a stop for loss. Crashed through the line and dropped Jonathan Stewart for a five-yard loss on rush off left guard in the second quarter.
- Against Oakland (11/29), recorded two tackles, a fumble recovery and a quarterback pressure. Recovered a Derek Carr botched snap in the fourth quarter.
- At New England (12/20), tallied five tackles and a quarterback pressure. Combined with Avery Williamson to stuff Brandon Bolden for no gain on a rush off right tackle in the final stanza. Stonewalled Joey Iosefa for a one-yard loss on a rush up the middle late in the fourth quarter.

**2014 (7/1):** Appeared in seven games with one start at defensive end during his rookie campaign and registered 13 tackles, a sack, three quarterback pressures, two stops for loss and a forced fumble. Was inactive for eight games and did not play in one contest. Made his NFL debut at Indianapolis (9/28/14). Made his first career NFL start and notched his first career sack against Indianapolis (12/28/14). Led the team in sacks once (vs. IND).

- At Indianapolis (9/28), made his NFL debut as a reserve defensive tackle and amassed his first career tackle.
- At Philadelphia (11/23), saw action as a reserve defensive tackle and amassed two tackles, including a stop for loss. Stuffed Chris Polk for a two-yard loss on a rush up the middle in the final stanza.
- At Jacksonville (12/18), saw action as a reserve at defensive end and registered two tackles, including a stop for loss. Combined with Avery Williamson to stuff Toby Gerhart for no gain on a rush up the middle in the fourth quarter.
- Against Indianapolis (12/28), registered his first career NFL start and tallied a career-high six tackles, his first career sack, a forced fumble and two quarterback pressures. Dropped Andrew Luck for a seven-yard sack while forcing a fumble that was recovered by the Colts in the first quarter.

#### COLLEGE:

- Started 23 of 46 games at Penn State, with all of his starting assignments



coming during the last two seasons. Jones finished his career with 92 tackles, adding 4.5 sacks for minus 28 yards, 15.5 stops for losses totaling 55 yards, two fumble recoveries and a pass deflection.

- As a senior (2013), was first-team All-Big Ten Conference by the league's coaches and second-team All-Conference by the media and BTN.com. Was named Penn State's Outstanding Senior Player and the recipient of the team's Reid-Robinson Award. Also named to the Outland Trophy Watch List. Named Most Valuable Player by his teammates after the season. Started all 12 games at defensive tackle, finishing fifth on the team with a career-high 56 tackles (33 solos). His tackle total was the most for any interior defensive lineman in the Big Ten during the 2013 campaign. Added three sacks for minus 21 yards and led the Nittany Lions with 11.5 stops for losses of 42 yards and also recovered one fumble.
- As a junior (2012), secured a starting role during training camp and started the first 11 games at defensive tackle. Recorded 22 tackles, with an assisted sack, two stops for losses of six yards, a fumble recovery and a pass deflection. Played an instrumental role for a defense that ranked second in the Big Ten Conference and 16th nationally in scoring defense at 19.1 points per game, as the Nittany Lions held six teams to 17 or fewer points.
- As a sophomore (2011), was a top reserve at defensive tackle and played in all 13 games, recording eight tackles.
- As a freshman (2010), held out of the initial four games for a possible redshirt season, but his play in practice and potential got him on the field. Made his debut in the Big Ten-opener at Iowa and played in the final nine games. Was one of seven true freshmen to play, registering six tackles, including a sack and two tackles for loss.
- Majored in criminal justice at Penn State.

#### **PERSONAL:**

- Married to Alexis, the couple splits time between Nashville and Johnson City, N.Y., with their daughter, Mya.
- Attended Johnson City (N.Y.) Senior High School and was rated as the second-best offensive lineman in the state by Rivals.com.
- Was a standout on both sides of the ball and earned four-star prospect status from Scout.com. Recorded 60 tackles as a senior.
- Totaled 70 tackles during his junior season, and also posted three sacks and recovered four fumbles.

- Served as football and basketball team captain and was also a member of the track and field team throwing the shot put.
- List of favorites: (movie) "Captain America: The Winter Soldier"; (TV show) "Supernatural"; (actor) Martin Lawrence; (music artist) Jay-Z; (school subject) criminal justice; (car) Mercedes S Class; (video game) NBA 2K; (food) dad's chicken parmesan; (book) "The Five People You Meet in Heaven" by Mitch Albom; and (pro sports team as a child) Philadelphia Eagles.
- Follow Jones on Twitter at @RiDQulous\_98.
- Follow Jones on Instagram at @dqj\_90.
- Born DaQuan Steven Jones on Dec. 27, 1991 in Johnson City, N.Y.

# DaQUAN JONES' GAME-BY-GAME

## 2014 Tennessee Titans

Date	Opp	W/L	P/S	Tot Solo Asst	Sk - Yds	QBP	TFL	Int - Yds -TD	PD	FF	FR - Yds	SpT
Sept 7	@ KC	W	IA									
Sept 14	Dal	L	IA									
Sept 21	@ Cin	L	IA									
Sept 28	@ Ind	L	p	1 0 1	0.0 0.0	0	0 0	0 0 0 0 0 0	0	0	0	0
Oct 5	Cle	L	IA									
Oct 12	Jax	W	DNP									
Oct 19	@ Was	L	p	1 0 1	0.0 0.0	0	0 0	0 0 0 0 0 0	0	0	0	0
Oct 26	Hou	L	IA									
Nov 9	@ Bal	L	p	0 0 0	0.0 0.0	0	0 0	0 0 0 0 0 0	0	0	0	0
Nov 17	Pit	L	IA									
Nov 23	@ Phi	L	p	2 1 1	0.0 0.0	0	1 0	0 0 0 0 0 0	0	0	0	0
Nov 30	@ Hou	L	IA									
Dec 7	NYG	L	IA									
Dec 14	NYJ	L	p	1 1 0	0.0 0.0	1	0 0	0 0 0 0 0 0	0	0	0	0
Dec 18	@ Jax	L	p	2 1 1	0.0 0.0	0	1 0	0 0 0 0 0 0	0	0	0	0
Dec 28	Ind	L	S	6 4 2	1.0 1.0	2	0 0	0 0 0 1 0 0	0	0	0	0
<b>Totals</b>			<b>2-14 7/1</b>	<b>13 7 6</b>	<b>1.0 1.0</b>	<b>3</b>	<b>2 0</b>	<b>0 0 0 1 0 0</b>	<b>0</b>	<b>1</b>	<b>0</b>	<b>0 0</b>

## 2015 Tennessee Titans

Date	Opp	W/L	P/S	Tot Solo Asst	Sk - Yds	QBP	TFL	Int - Yds -TD	PD	FF	FR - Yds	SpT
Sept 13	@ TB	W	S	7 7 0	0.0 0.0	0	1 0	0 0 0 0 0 0	0	0	0	0
Sept 20	@ Cle	L	S	2 2 0	0.0 0.0	1	0 0	0 0 0 0 0 0	0	0	0	0
Sept 27	Ind	L	S	4 2 2	0.0 0.0	0	0 0	0 0 0 0 0 0	0	0	0	0
Oct 11	Buf	L	S	3 1 2	0.0 0.0	2	0 0	0 0 0 0 0 0	0	0	0	0
Oct 18	Mia	L	S	6 2 4	0.0 0.0	0	0 0	0 0 0 0 0 0	0	0	0	0
Oct 25	Atl	L	S	4 2 2	0.0 0.0	0	0 0	0 0 0 0 0 0	0	0	0	0
Nov 1	@ Hou	L	S	6 5 1	0.0 0.0	1	0 0	0 0 0 0 0 0	0	0	0	0
Nov 8	@ NO	W	S	5 4 1	0.0 0.0	2	0 0	0 0 0 0 0 0	0	0	0	0
Nov 15	Car	L	S	4 1 3	0.0 0.0	1	1 0	0 0 0 0 0 0	0	0	0	0
Nov 19	@ Jax	L	S	3 3 0	0.0 0.0	2	0 0	0 0 0 0 0 0	0	0	0	0
Nov 29	Oak	L	S	2 1 1	0.0 0.0	1	0 0	0 0 0 0 0 1	0	0	0	0
Dec 6	Jax	W	S	3 1 2	0.0 0.0	1	0 0	0 0 0 0 0 0	0	0	0	0
Dec 13	@ NYJ	L	S	3 3 0	0.0 0.0	2	0 0	0 0 0 0 0 0	0	0	0	0
Dec 20	@ NE	L	S	5 4 1	0.0 0.0	1	0 0	0 0 0 0 0 0	0	0	0	0
Dec 27	Hou	L	S	5 3 2	0.0 0.0	1	0 0	0 0 0 0 0 0	0	0	0	0
Jan 3	@ Ind	L	S	5 4 1	0.0 0.0	0	0 0	0 0 0 0 0 0	0	0	0	0
<b>Totals</b>			<b>3-13 16/16</b>	<b>67 45 22</b>	<b>0.0 0.0</b>	<b>15</b>	<b>2 0</b>	<b>0 0 0 0 0 1</b>	<b>0</b>	<b>1</b>	<b>0</b>	<b>0 0</b>

## 2016 Tennessee Titans

Date	Opp	W/L	P/S	Tot Solo Asst	Sk - Yds	QBP	TFL	Int - Yds -TD	PD	FF	FR - Yds	SpT
Sept 11	Min	L	S	1 0 1	0.0 0.0	1	0 0	0 0 0 0 0 0	0	0	0	0
Sept 18	@ Det	W	S	1 0 1	0.0 0.0	0	0 0	0 0 0 0 0 0	0	0	0	0
Sept 25	Oak	L	S	1 0 1	0.0 0.0	0	0 0	0 0 0 0 0 0	0	0	0	0
Oct 2	@ Hou	L	S	3 3 0	0.0 0.0	0	0 0	0 0 0 0 0 0	0	0	0	0
Oct 9	@ Mia	W	S	1 1 0	0.0 0.0	0	1 0	0 0 0 0 0 0	0	0	0	0
Oct 16	Cle	W	S	1 1 0	0.0 0.0	1	0 0	0 0 0 0 0 0	0	0	0	0
Oct 23	Ind	L	S	3 2 1	0.0 0.0	0	0 0	0 0 0 0 0 0	0	0	0	0
Oct 27	Jax	W	S	1 0 1	0.0 0.0	2	0 0	0 0 0 0 0 0	0	0	0	0
Nov 6	@ SD	L	S	7 6 1	0.0 0.0	1	0 0	0 0 0 0 0 0	0	0	0	0
Nov 13	GB	W	S	3 1 2	1.0 10.0	2	0 0	0 0 0 0 0 0	0	0	0	0
Nov 20	@ Ind	L	S	0 0 0	0.0 0.0	0	0 0	0 0 0 0 0 0	0	0	0	0
Nov 27	@ Chi	W	S	0 0 0	0.0 0.0	0	0 0	0 0 0 0 0 0	0	0	0	0
Dec 11	Den	W	S	1 0 1	0.0 0.0	0	0 0	0 0 0 0 0 0	0	0	0	0
Dec 18	@ KC	W	S	1 0 1	0.5 2.0	1	0 0	0 0 0 0 0 0	0	0	0	0
Dec 24	@ Jax	L	S	4 3 1	0.0 0.0	0	0 0	0 0 0 0 0 0	0	0	0	0
Jan 1	Hou	W	S	1 1 0	0.0 0.0	0	0 0	0 0 0 0 1 0	0	0	0	0
<b>Totals</b>			<b>9-7 16/16</b>	<b>29 18 11</b>	<b>1.5 12.0</b>	<b>8</b>	<b>1 0</b>	<b>0 0 0 0 0 1</b>	<b>0</b>	<b>1</b>	<b>0</b>	<b>0 0</b>

## 2017 Tennessee Titans

Date	Opp	W/L	P/S	Tot Solo Asst	Sk - Yds	QBP	TFL	Int - Yds -TD	PD	FF	FR - Yds	SpT
Sept 10	Oak	L	S	4 1 3	0.0 0.0	0	0 0	0 0 0 0 0 0	0	0	0	0
Sept 17	@ Jax	W	S	1 1 0	0.0 0.0	0	0 0	0 0 0 0 0 0	0	0	0	0
Sept 24	Sea	W	S	1 0 1	0.0 0.0	0	0 0	0 0 0 0 0 0	0	0	0	0
Oct 1	@ Hou	L	S	2 1 1	0.0 0.0	1	0 0	0 0 0 0 0 0	0	0	0	0
Oct 8	@ Mia	L	S	6 6 0	0.0 0.0	0	0 0	0 0 0 0 0 0	0	0	0	0
Oct 16	Ind	W	S	3 1 2	0.0 0.0	0	0 0	0 0 0 0 0 0	0	0	0	0
Oct 22	@ Cle	W	S	6 5 1	0.0 0.0	2	0 0	0 0 0 0 0 0	0	0	0	0
Nov 5	Bal	W	S	3 2 1	0.0 0.0	0	0 0	0 0 0 0 0 0	0	0	0	0
Nov 12	Cin	W	S	0 0 0	0.0 0.0	0	0 0	0 0 0 0 0 0	0	0	0	0
Nov 16	@ Pit	L	S	2 1 1	0.0 0.0	2	0 0	0 0 0 0 0 0	0	0	0	0
Nov 26	@ Ind	W	S	5 4 1	2.0 9.0	3	1 0	0 0 0 0 0 0	0	0	0	0
Dec 3	Hou	W	S	3 2 1	1.5 11.0	1	0 0	0 0 0 0 0 0	0	0	0	0
Dec 10	@ Ari											
Placed on injured reserve on Dec. 4, 2017												
<b>Totals</b>			<b>8-4 12/12</b>	<b>36 24 12</b>	<b>3.5 20.0</b>	<b>9</b>	<b>1 0</b>	<b>0 0 0 0 0 0</b>	<b>0</b>	<b>0</b>	<b>0</b>	<b>0 0</b>

## 2018 Tennessee Titans

Date	Opp	W/L	P/S	Tot Solo Asst	Sk - Yds	QBP	TFL	Int - Yds -TD	PD	FF	FR - Yds	SpT
Sept 9	@ Mia	L	S	2 1 1	0.0 0.0	1	0 0	0 0 0 0 0 0	0	0	0	0
Sept 16	Hou	W	S	2 1 1	0.0 0.0	2	0 0	0 0 0 0 0 0	0	0	0	0
Sept 23	@ Jax	W	S	1 1 0	0.0 0.0	0	0 0	0 0 0 0 0 0	0	0	0	0
Sept 30	Phi	W	S	2 2 0	0.0 0.0	3	0 0	0 0 0 0 0 0	0	0	0	0
Oct 7	@ Buf	L	S	7 4 3	0.0 0.0	0	2 0	0 0 0 0 0 0	0	0	0	0
Oct 14	Bal	L	S	3 3 0	0.0 0.0	1	1 0	0 0 1 0 0 0	0	0	0	0
Oct 21	@ LAC	L	S	3 1 2	0.0 0.0	1	1 0	0 0 0 0 0 0	0	0	0	0
Nov 5	@ Dal	W	S	1 0 1	0.0 0.0	1	0 0	0 0 0 0 0 0	0	0	0	0
Nov 11	NE	W	S	2 1 1	0.0 0.0	0	0 0	0 0 0 0 0 0	0	0	0	0
Nov 18	@ Ind	L	S	0 0 0	0.0 0.0	0	0 0	0 0 0 0 0 0	0	0	0	0
Nov 26	@ Hou	L	S	3 0 3	0.0 0.0	1	0 0	0 0 0 0 0 0	0	0	0	0
Dec 2	NYJ	W	S	3 1 2	0.0 0.0	0	0 0	0 0 0 0 0 0	0	0	0	0
Dec 6	Jax	W	S	3 1 2	0.0 0.0	2	0 0	0 0 0 0 0 0	0	0	0	0
Dec 16	@ NYG	W	S	2 0 2	0.0 0.0	1	0 0	0 0 0 0 0 0	0	0	0	0
Dec 22	Was	W	S	3 1 2	0.0 0.0	0	0 0	0 0 0 0 0 0	0	0	0	0
Dec 30	Ind	L	S	2 2 0	0.0 0.0	1	0 0	0 0 0 0 0 0	0	0	0	0
<b>Totals</b>			<b>9-7 16/16</b>	<b>39 19 20</b>	<b>0.0 0.0</b>	<b>14</b>	<b>4 0</b>	<b>0 0 0 1 0 0</b>	<b>0</b>	<b>1</b>	<b>0</b>	<b>0 0</b>

## 2019 Tennessee Titans

Date	Opp	W/L	P/S	Tot Solo Asst	Sk - Yds	QBP	TFL	Int - Yds -TD	PD	FF	FR - Yds	SpT
Sept 8	@ Cle	W	S	3 2 1	0.0 0.0	1	1 0	0 0 0 0 0 0	0	0	0	0
Sept 15	Ind	L	S	6 5 1	0.0 0.0	0	0 0	0 0 0 0 0 0	0	0	0	0
Sept 19	@ Jax	L	S	2 1 1	0.0 0.0	1	0 0	0 0 0 0 0 0	0	0	0	0
Sept 29	@ Atl	W	S	1 0 1	0.0 0.0	4	0 0	0 0 0 0 0 0	0	0	0	0
Oct 6	Buf	L	S	3 3 0	1.0 0.0	2	0 0	0 0 0 0 0 0	0	0	0	0
Oct 13	@ Den	L	S	2 2 0	0.0 0.0	0	0 0	0 0 0 0 0 0	0	0	0	0
Oct 20	LAC	W	S	3 2 1	0.0 0.0	4	0 0	0 0 0 0 0 0	0	0	0	0
Oct 27	TB	W	S	4 3 1	0.0 0.0	0	0 0	0 0 0 0 1 0	0	0	0	0
Nov 3	@ Car	L	S	6 3 3	0.0 0.0	1	0 0	0 0 0 1 0 0	0	0	0	0
Nov 10	KC	W	S	3 2 1	0.0 0.0	1	0 0	0 0 0 0 0 0	0	0	0	0
Nov 24	Jax	W	S	2 2 0	0.0 0.0	1	0 0	0 0 0 1 0 0	0	0	0	0
Dec 1	@ Ind	W	S	3 2 1	0.0 0.0	2	0 0	0 0 0 0 0 0	0	0	0	0
Dec 8	@ Oak	W	S	2 1 1	0.0 0.0	1	0 0	0 0 0 0 0 0	0	0	0	0
Dec 15	Hou	L	S	5 4 1	0.0 0.0	1	0 0	0 0 0 0 0 0	0	0	0	0
Dec 22	NO	L	S	3 1 2	0.0 0.0	1	0 0	0 0 0 0 0 0	0	0	0	0
Dec 29	@ Hou	W	S	2 1 1	0.0 0.0	1	0 0	0 0 0 0 0 0	0	0	0	0
<b>Totals</b>			<b>9-7 16/16</b>	<b>50 34 16</b>	<b>1.0 0.0</b>	<b>21</b>	<b>1 0</b>	<b>0 0 0 3 0 0</b>	<b>0</b>	<b>3</b>	<b>0</b>	<b>0 0</b>

## Playoffs

Jan 4	@ NE	W	S	3 1 2	0.0 0.0	0	0 0	0 0 0 0 0 0	0	0	0	0
Jan 11	@ Bal	W	S	2 1 1	0.0 0.0	2	0 0	0 0 0 0 0 0	0	0	0	0
Jan 19	@ KC	L	S	4 1 3	0.5 0.0	1	0 0	0 0 0 0 0 0	0	0	0	0
<b>Totals</b>			<b>2-1 3/3</b>	<b>9 3 6</b>	<b>0.5 0.0</b>	<b>3</b>	<b>0 0</b>	<b>0 0 0 0 0 0</b>	<b>0</b>	<b>0</b>	<b>0</b>	<b>0 0</b>

## DaQUAN JONES' NFL STATISTICS

REGULAR SEASON				TACKLES							INTERCEPTIONS					FUMBLES			
Year	Team	GP	GS	Tot	Solo	Asst	Sk	Yds	QBP	TFL	No	Yds	Lg	TD	PD	FF	FR	Yds	SpT
2014	Tennessee	7	1	13	7	6	1.0	1.0	3	2	0	0	0	0	0	1	0	0	0
2015	Tennessee	16	16	67	45	22	0.0	0.0	15	2	0	0	0	0	0	0	1	0	0
2016	Tennessee	16	16	29	18	11	1.5	12.0	8	1	0	0	0	0	0	0	1	0	0
2017	Tennessee	12	12	36	24	12	3.5	20.0	9	1	0	0	0	0	0	0	0	0	0
2018	Tennessee	16	16	39	19	20	0.0	0.0	14	4	0	0	0	0	1	0	0	0	0
2019	Tennessee	16	16	50	34	16	1.0	0.0	21	1	0	0	0	0	3	0	0	0	0
2020	Tennessee	11	11	36	23	13	2.0	13.0	8	5	0	0	0	0	0	0	0	0	0
<b>NFL Totals</b>		<b>94</b>	<b>88</b>	<b>270</b>	<b>170</b>	<b>100</b>	<b>9.0</b>	<b>46.0</b>	<b>78</b>	<b>16</b>	<b>0</b>	<b>0</b>	<b>0</b>	<b>0</b>	<b>4</b>	<b>1</b>	<b>2</b>	<b>0</b>	<b>0</b>

PLAYOFFS				TACKLES							INTERCEPTIONS					FUMBLES			
Year	Team	GP	GS	Tot	Solo	Asst	Sk	Yds	QBP	TFL	No	Yds	Lg	TD	PD	FF	FR	Yds	SpT
2017	Tennessee	0	0	0	0	0	0.0	0.0	0	0	0	0	0	0	0	0	0	0	0
2019	Tennessee	3	3	9	3	6	0.5	0.0	3	0	0	0	0	0	0	0	0	0	0
<b>NFL Totals</b>		<b>3</b>	<b>3</b>	<b>9</b>	<b>3</b>	<b>6</b>	<b>0.5</b>	<b>0.0</b>	<b>3</b>	<b>0</b>	<b>0</b>	<b>0</b>	<b>0</b>	<b>0</b>	<b>0</b>	<b>0</b>	<b>0</b>	<b>0</b>	<b>0</b>

### Single-Game Highs

Tackles - 7 (Four times, last vs. Chicago 11/8/20)  
 Sacks - 2 at Indianapolis (11/26/17)  
 Quarterback Pressures - 4 (Twice, last vs. L.A. Chargers 10/20/19)  
 Forced Fumble - 1 vs. Indianapolis (12/28/14)  
 Pass Defensed - 1 (Four times, last vs. Jacksonville 11/24/19)  
 Fumble Recovery - 1 (Twice, last vs. Houston 1/1/17)  
 Touchdowns - 1 - fumble recovery in the end zone vs. Houston, (1/1/17)

### Playoff Single-Game Highs

Tackles - 4 at Kansas City (1/19/20)  
 Sacks - 0.5 at Kansas City (1/19/20)  
 Quarterback Pressures - 2 at Baltimore (1/11/20)



# 46 JOSHUA KALU

DEFENSIVE BACK • 6'0" • 203 LBS • COLLEGE: NEBRASKA  
ACQUIRED: FREE AGENT - 2018 • NFL EXPERIENCE (NFL/TITANS): 2/2  
HOMETOWN: HOUSTON, TEXAS  
GAMES PLAYED/GAMES STARTED: 23/0 (PLAYOFFS: 3/0)



**PRO:** The Titans originally signed Joshua Kalu as a rookie free agent following the 2018 NFL Draft. The 6-foot, 203-pounder is a versatile defensive back that can line up at safety or cornerback in the secondary. The University of Nebraska product spent the first 12 weeks of the 2018 season on the Titans' practice squad before being signed to the active roster on Dec. 1, 2018. He began 2019 on injured reserve before being activated and appearing in the final eight games and all three postseason contests as a reserve and on special teams. In four seasons with the Cornhuskers, Kalu saw action in 48 games and notched 27 passes defended, including seven interceptions.

### CAREER HIGHLIGHTS:

- In Week 10 of 2019 against Kansas City, Kalu secured the victory by coming off the edge and blocking Harrison Butker's potential game-tying 52-yard field goal as time expired.
- In 2018, made his NFL debut and appeared in five games during his rookie season.

### TITANS TIDBITS:

- In the 2019 offseason during the COVID-19 pandemic, Kalu spent time giving back to his hometown of Houston, Texas. He partnered with local restaurants and hand-delivered free meals to healthcare workers fighting the pandemic.
- Kalu was heavily involved in the Lincoln community while at Nebraska. He was named to the Brook Berringer Citizenship Team and the Tom Osborne Citizenship Team as a sophomore, junior and senior.

### CAREER TRANSACTIONS:

- The Houston, Texas, native was signed by the Titans as an undrafted free agent on May 11, 2018.
- Waived by the Titans on Aug. 12, 2018.
- Signed by the Titans as a free agent on Aug. 20, 2018.
- Waived by the Titans on Sept. 1, 2018 and signed to the team's practice squad a day later.
- Signed by the Titans to their active roster from the practice squad on Dec. 1, 2018.

### SEASON RECAPS:

**2020 (10/0):** Tied for third on the team with six special teams tackles. Has led or tied for the team lead in special teams tackles three times in 2020 (at MIN, vs. CHI, vs. IND).

- At Denver (9/14), played as a reserve on special teams and saw limited snaps in the secondary where he collected a tackle and a forced fumble. On the final play of the first half, forced a Jerry Jeudy fumble that went out of bounds.
- Against Jacksonville (9/20), saw action as a reserve on special teams and pounced on a squib kick late in the second quarter allowing the Titans to get into field goal range to convert a 51-yard field goal as time expired in the first half.
- At Minnesota (9/27), tied for the team lead with a special teams tackle on coverage units.
- Against Buffalo (10/13), registered a special teams tackle on coverage units.
- Against Houston (10/18), played as a reserve on special teams.
- Against Pittsburgh (10/25), was inactive.
- At Cincinnati (11/1), saw action as a reserve on special teams.
- Against Chicago (11/8), led the team with a career-high three special teams tackles on coverage units.

- Against Indianapolis (11/12), collected a special teams tackle on coverage units.

- At Baltimore (11/22), saw significant action as a reserve at safety and totaled a career-high four tackles.
- At Indianapolis (11/29), played as a reserve on special teams.

**2019 (8/0, 3/0):** Saw action in eight games as a reserve and posted two tackles, three special teams stops and a blocked field goal. Placed on injured reserve on Sept. 2, 2019 where he spent the first eight weeks of the season. Activated from injured reserve/designated to return on Nov. 2, 2019. Played in all three postseason contests and collected a special teams fumble recovery. Tied for the team lead in passes defended once in 2019 (at HOU). Tied for the team lead in special teams tackles once in 2019 (at OAK).

- At Carolina (11/3), made his season debut as a reserve on special teams and collected a tackle on coverage units.
- Against Kansas City (11/10), played as a reserve on special teams. Secured the victory by coming off the edge and blocking Harrison Butker's potential game-tying 52-yard field goal as time expired.
- Against Jacksonville (11/24), saw action as a reserve at cornerback in the fourth quarter and notched two tackles.
- At Oakland (12/8), saw action as a reserve on special teams and tied for the team lead with a special teams tackle on coverage units.
- Against New Orleans (12/22), saw action as a reserve on special teams and registered a tackle on coverage units.
- At Houston (12/29), played as a reserve on special teams and limited snaps late in the game at safety. Broke up a pass intended for Steven Mitchell Jr. late in the fourth quarter.
- At New England (1/4), made his postseason debut as a reserve on special teams and sealed the victory with a special teams fumble recovery on the Patriots' last-ditch kickoff return to end the game.

**2018 (5/0):** Played in five contests as a rookie and collected four special teams tackles on coverage units. Spent the first 11 games of the season on the team's practice squad before being elevated to the active roster. Tied for the team lead in special teams tackles once in 2018 (vs. IND). Saw action in his first career NFL game against N.Y. Jets (12/2/18).

- Against N.Y. Jets (12/2), made his NFL debut as a reserve on special teams.
- Against Jacksonville (12/6), played as a reserve on special teams and notched a tackle on coverage units.
- At N.Y. Giants (12/16), saw action as a reserve on special teams and collected two tackles on coverage units.
- Against Indianapolis (12/30), saw action as a reserve on special teams and tied for the team lead with a tackle on coverage units.

### COLLEGE:

- Played in 48 games with 37 starts at cornerback and safety over four seasons at Nebraska. Totaled 215 tackles, two sacks, 27 passes defended, seven interceptions for 78 yards and a score, three forced fumbles and one fumble recovery. His 27 passes defended rank tied for seventh in Cornhusker history and his 215 career tackles rank fifth all-time among Nebraska defensive backs and among the top 30 overall tacklers in Cornhusker history.
- As a senior (2017), started nine games at safety while missing three contests due to injury. Finished with 47 tackles which was fifth-best on the team and also recorded two interceptions for 32 yards, six passes defended and one forced fumble. Named to the Academic All-Big Ten list.
- As a junior (2016), started all 13 games at cornerback and totaled 66



tackles, three tackles for loss, a sack, a team-leading 11 passes defended and one interception.

- As a sophomore (2015), started all 13 games at cornerback and nickel back and tallied 75 tackles, five tackles for loss, a sack, a team-leading seven passes defended and added three interceptions for 41 yards and a touchdown. Earned Honorable-Mention All-Big Ten accolades by the conference's coaches.
- As a freshman (2014), appeared in all 13 games with two starts and posted 27 tackles, three passes defended, one interception and two forced fumbles.
- Graduated from Nebraska with a degree in child, youth and family studies in 2017.

**PERSONAL:**

- Attended Alief Taylor (Texas) High School and earned Houston Chronicle

All-Greater Houston first-team honors as a senior. Helped Alief Taylor to the second round of the Class 5A Division 1 state playoffs in 2013.

- Also participated in track and basketball.
- Son of Elekwachi and Prisca Kalu.
- Follow Kalu on Twitter and Instagram at @BluesKalus.
- Born Joshua Elekwachi Kalu on Aug. 28, 1995 in Houston, Texas.

## JOSHUA KALU'S DEFENSIVE GAME-BY-GAME

**2018 Tennessee Titans**

Date	Opp	W/L	P/S	Tot Solo	Asst	Sk	-Yds	QBP	TFL	Int	-Yds	-TD	PD	FF	FR	-Yds	SpT
Sept 9	@ Mia	L	PS														
Sept 16	Hou	W	PS														
Sept 23	@ Jax	W	PS														
Sept 30	Phi	W	PS														
Oct 7	@ Buf	L	PS														
Oct 14	Bal	L	PS														
Oct 21	@ LAC	L	PS														
Nov 5	@ Dal	W	PS														
Nov 11	NE	W	PS														
Nov 18	@ Ind	L	PS														
Nov 26	@ Hou	L	PS														
Dec 2	NYJ	W	p	0	0	0	0.0	0.0	0	0	0	0	0	0	0	0	0
Dec 6	Jax	W	p	0	0	0	0.0	0.0	0	0	0	0	0	0	0	0	1
Dec 16	@ NYG	W	p	0	0	0	0.0	0.0	0	0	0	0	0	0	0	0	2
Dec 22	Was	W	p	0	0	0	0.0	0.0	0	0	0	0	0	0	0	0	0
Dec 30	Ind	L	p	0	0	0	0.0	0.0	0	0	0	0	0	0	0	0	1
<b>Totals</b>				<b>9-7</b>	<b>5/0</b>	<b>0</b>	<b>0</b>	<b>0</b>	<b>0.0</b>	<b>0.0</b>	<b>0</b>	<b>0</b>	<b>0</b>	<b>0</b>	<b>0</b>	<b>0</b>	<b>4</b>

**2019 Tennessee Titans**

Date	Opp	W/L	P/S	Tot Solo	Asst	Sk	-Yds	QBP	TFL	Int	-Yds	-TD	PD	FF	FR	-Yds	SpT
Sept 8	@ Cle	W	IR														
Sept 15	Ind	L	IR														
Sept 19	@ Jax	L	IR														
Sept 29	@ Atl	W	IR														
Oct 6	Buf	L	IR														
Oct 13	@ Den	L	IR														
Oct 20	LAC	W	IR														
Oct 27	TB	W	IR														
Nov 3	@ Car	L	p	0	0	0	0.0	0.0	0	0	0	0	0	0	0	0	1
Nov 10	KC	W	p	0	0	0	0.0	0.0	0	0	0	0	0	0	0	0	0
Nov 24	Jax	W	p	2	2	0	0.0	0.0	0	0	0	0	0	0	0	0	0

Dec 1	@ Ind	W	p	0	0	0	0.0	0.0	0	0	0	0	0	0	0	0	0
Dec 8	@ Oak	W	p	0	0	0	0.0	0.0	0	0	0	0	0	0	0	0	1
Dec 15	Hou	L	p	0	0	0	0.0	0.0	0	0	0	0	0	0	0	0	0
Dec 22	NO	L	p	0	0	0	0.0	0.0	0	0	0	0	0	0	0	0	1
Dec 29	@ Hou	W	p	0	0	0	0.0	0.0	0	0	0	0	0	1	0	0	0
<b>Totals</b>				<b>9-7</b>	<b>8/0</b>	<b>2</b>	<b>2</b>	<b>0</b>	<b>0.0</b>	<b>0.0</b>	<b>0</b>	<b>0</b>	<b>0</b>	<b>0</b>	<b>1</b>	<b>0</b>	<b>3</b>
<b>Playoffs</b>																	
Jan 4	@ NE	W	p	0	0	0	0.0	0.0	0	0	0	0	0	0	0	0	0
Jan 11	@ Bal	W	p	0	0	0	0.0	0.0	0	0	0	0	0	0	0	0	0
Jan 19	@ KC	L	p	0	0	0	0.0	0.0	0	0	0	0	0	0	0	0	0
<b>Totals</b>				<b>2-1</b>	<b>3/0</b>	<b>0</b>	<b>0</b>	<b>0</b>	<b>0.0</b>	<b>0.0</b>	<b>0</b>	<b>0</b>	<b>0</b>	<b>0</b>	<b>0</b>	<b>0</b>	<b>0</b>

**2020 Tennessee Titans**

Date	Opp	W/L	P/S	Tot Solo	Asst	Sk	-Yds	QBP	TFL	Int	-Yds	-TD	PD	FF	FR	-Yds	SpT
Sept 14	@ Den	W	p	1	1	0	0.0	0.0	0	0	0	0	0	0	1	0	0
Sept 20	Jax	W	p	0	0	0	0.0	0.0	0	0	0	0	0	0	0	0	0
Sept 27	@ Min	W	p	0	0	0	0.0	0.0	0	0	0	0	0	0	0	0	1
Oct 13	Buf	W	p	0	0	0	0.0	0.0	0	0	0	0	0	0	0	0	1
Oct 18	Hou	W	p	0	0	0	0.0	0.0	0	0	0	0	0	0	0	0	0
Oct 25	Pit	L	IA														
Nov 1	@ Cin	L	p	0	0	0	0.0	0.0	0	0	0	0	0	0	0	0	0
Nov 8	Chi	W	p	0	0	0	0.0	0.0	0	0	0	0	0	0	0	0	3
Nov 12	Ind	L	p	0	0	0	0.0	0.0	0	0	0	0	0	0	0	0	1
Nov 22	@ Bal	W	p	4	3	1	0.0	0.0	0	0	0	0	0	0	0	0	0
Nov 29	@ Ind	W	p	0	0	0	0.0	0.0	0	0	0	0	0	0	0	0	0
Dec 6	Cle																
Dec 13	@ Jax																
Dec 20	Det																
Dec 27	@ GB																
Jan 3	@ Hou																
<b>Totals</b>				<b>8-3</b>	<b>10/0</b>	<b>5</b>	<b>4</b>	<b>1</b>	<b>0.0</b>	<b>0.0</b>	<b>0</b>	<b>0</b>	<b>0</b>	<b>0</b>	<b>0</b>	<b>1</b>	<b>0</b>

## JOSHUA KALU'S NFL STATISTICS

**REGULAR SEASON**

Year	Team	GP	GS	TACKLES				INTERCEPTIONS					FUMBLES						
				Tot	Solo	Asst	Sk	Yds	QBP	TFL	No	Yds	Lg	TD	PD	FF	FR	Yds	SpT
2018	Tennessee	5	0	0	0	0	0.0	0.0	0	0	0	0	0	0	0	0	0	0	4
2019	Tennessee	8	0	2	2	0	0.0	0.0	0	0	0	0	0	1	0	0	0	0	3
2020	Tennessee	10	0	5	4	1	0.0	0.0	0	0	0	0	0	0	1	0	0	0	6
<b>NFL Totals</b>		<b>23</b>	<b>0</b>	<b>7</b>	<b>6</b>	<b>1</b>	<b>0.0</b>	<b>0.0</b>	<b>0</b>	<b>0</b>	<b>0</b>	<b>0</b>	<b>0</b>	<b>1</b>	<b>1</b>	<b>0</b>	<b>0</b>	<b>13</b>	

**PLAYOFFS**

Year	Team	GP	GS	TACKLES				INTERCEPTIONS					FUMBLES						
				Tot	Solo	Asst	Sk	Yds	QBP	TFL	No	Yds	Lg	TD	PD	FF	FR	Yds	SpT
2019	Tennessee	3	0	0	0	0	0.0	0.0	0	0	0	0	0	0	0	0	0	0	0
<b>NFL Totals</b>		<b>3</b>	<b>0</b>	<b>0</b>	<b>0</b>	<b>0</b>	<b>0.0</b>	<b>0.0</b>	<b>0</b>	<b>0</b>	<b>0</b>	<b>0</b>	<b>0</b>	<b>0</b>	<b>0</b>	<b>0</b>	<b>0</b>	<b>0</b>	<b>0</b>

**Single-Game Highs**


- Tackles - **4 at Baltimore (11/22/20)**
- Passes Defended - **1 at Houston (12/29/19)**
- Forced Fumble - **1 at Denver (9/14/20)**
- Special Teams Tackles - **3 vs. Chicago (11/8/20)**

**Additional Statistics**

- Blocked Field Goal - **1 vs. Kansas City (11/10/19)**
- Kickoff Returns - **1 for 2 yards vs. Jacksonville (9/20/20)**

**Additional Playoff Statistics**

- Special Teams Fumble Recovery - **1 at New England (1/4/20)**



# 71 DENNIS KELLY

TACKLE/GUARD • 6'8" • 321 LBS • COLLEGE: PURDUE  
ACQUIRED: TRADE (PHI) - 2016 • NFL EXPERIENCE (NFL/TITANS): 9/5  
HOMETOWN: CHICAGO HEIGHTS, ILL.  
GAMES PLAYED/GAMES STARTED: 99/42 (PLAYOFFS: 5/0)

**PRO:** The Titans acquired Dennis Kelly in a trade with the Philadelphia Eagles in 2016. The 6-foot-8-inch, 321-pounder provides quality experience and depth along the offensive front, having logged starts at right tackle, left tackle, right guard, left guard and tight end during his NFL career. In his first four seasons in Nashville, he appeared in 58 games with 16 starts. The 2012 fifth-round pick spent his first four NFL campaigns as a member of the Eagles and appeared in 30 games with 15 starts from 2012-15.

### CAREER HIGHLIGHTS:

- In 2019, he made his first career start at left tackle and finished the season with four starts at left tackle.
- In Week 12 of the 2019 season against Jacksonville, Kelly caught his first career touchdown on a one-yard reception as an extra tight end.
- In the 2019 AFC Championship at Kansas City, Kelly caught his first postseason touchdown and became the first offensive lineman to catch a touchdown pass in the NFL postseason since the 2014 playoffs.
- In 2018, Kelly saw action in 11 games and logged five starts at right tackle.
- In 2016, Kelly appeared in all 16 games for the first time in his career and recorded six starts in his first campaign in Tennessee.
- In 2012, he started 10 games as a rookie—three starts at right guard and seven starts at right tackle.

### TITANS TIDBITS:

- Kelly went back to school during the 2014 offseason to earn his degree in organizational leadership from Purdue, and in May 2019, Kelly received his MBA from the Kelley School of Business at Indiana University.
- Kelly is an avid professional wrestling fan that does not let the opportunity pass him by whenever a live WWE show is in town. He lists the Undertaker as the one person in the world he would like to have dinner with.
- Kelly's brother, Tim, played football at Eastern Illinois and is currently the offensive coordinator for the Houston Texans.
- Kelly's favorite football player growing up was former Titans great Jevon Kearse.
- Kelly claims that the biggest influence on his life and career has been his entire family. "We're a Southside [Chicago] Irish family, so we share a really tight bond and they've inspired me to get to where I am today."

### CAREER TRANSACTIONS:

- A native of Chicago Heights, Ill., Kelly was originally selected by the Philadelphia Eagles in the fifth round (153rd overall) of the 2012 NFL Draft.
- Traded by the Eagles to the Titans in exchange for wide receiver Dorial Green-Beckham on Aug. 16, 2016.

### SEASON RECAPS:

#### 2020 (11/11 - Tennessee):

- At Denver (9/14), started at right tackle and was a part of an offensive front that allowed the Titans to amass 377 total yards. Member of a line that allowed just one sack on 43 pass attempts.
- Against Jacksonville (9/20), started at right tackle and helped the offense post 354 total yards.
- At Minnesota (9/27), started at right tackle and was a member of an offensive front that allowed the Titans to collect 134 yards on the ground.
- Against Buffalo (10/13), started at right tackle and was a part of an offensive line that blocked for Titans' rushers to gain 139 yards on the ground while not allowing a sack on 28 pass attempts.
- Against Houston (10/18), started at right tackle and helped the offense become the first unit in NFL history to have a passer reach 350 yards (364

by Ryan Tannehill) and a rusher reach 200 yards (212 by Derrick Henry) in a game.

- Against Pittsburgh (10/25), started at right tackle.
- At Cincinnati (11/1), started at right tackle and blocked for Titans' rushers to gain 218 yards on 29 carries.
- Against Chicago (11/8), started at right tackle.
- Against Indianapolis (11/12), started at right tackle and helped open holes for Titans' ball carriers to gain 157 rushing yards on 32 carries (4.9 avg.).
- At Baltimore (11/22), started at right tackle and helped open holes for Titans' ball carriers to gain 173 yards on the ground.
- At Indianapolis (11/29), started at right tackle and blocked for Titans' rushers to gain 229 yards on 45 carries. Member of an offensive front that allowed just one sack on 22 pass attempts.

**2019 (15/4, 3/0 - Tennessee):** Saw action in 15 games with four starts at left tackle and helped Derrick Henry lead the NFL with 1,540 rushing yards. Collected his first career touchdown, a one-yard catch, against Jacksonville (11/24/19). Played as a reserve in all three postseason contests and notched a one-yard touchdown reception at Kansas City (1/19/20).

- At Cleveland (9/8), started at left tackle and opened holes for Titans' ball carriers to gain 123 yards on the ground.
- Against Indianapolis (9/15), started at left tackle. Recovered a Marcus Mariota fumble in the second quarter.
- At Jacksonville (9/19), started at left tackle.
- At Atlanta (9/29), started at left tackle and was a part of an offensive front that did not allow a sack on 27 pass attempts, while opening holes for Titans' ball carriers to gain 138 yards on the ground.
- Against L.A. Chargers (10/20), entered the game as a reserve at right tackle in the first quarter and helped the offense amass 403 total yards.
- Against Tampa Bay (10/27), saw action on special teams and limited snaps at left guard.
- Against Jacksonville (11/24), saw action as a reserve at left tackle and as an extra tight end where he hauled in a one-yard touchdown. Extended the Titans' lead to 14-3 with a one-yard touchdown catch early in the third quarter.
- At Indianapolis (12/1), played as a reserve on special teams and saw limited snaps as a reserve at left tackle.
- At Kansas City (1/19), saw action as an extra tackle and hauled in a goalline touchdown reception. Increased the Titans lead to 17-7 with a one-yard touchdown grab in the second stanza. Became the first offensive lineman to catch a touchdown pass in the NFL postseason since the 2014 playoffs.

**2018 (11/5 - Tennessee):** Played in 11 games with five starts at right tackle. Was inactive for four games and did not play in another contest.

- At Miami (9/9), started at right tackle and was a member of an offensive front that did not allow a sack on 38 pass attempts.
- At Los Angeles Chargers in London (10/21), entered the game at right guard late in the fourth quarter after Josh Kline suffered an injury.
- At Dallas (11/5), saw action at right tackle at the beginning of the second half after Jack Conklin left the remainder of the game with an injury.
- Against New England (11/11), started at right tackle and was a part of an offensive front that opened holes for Titans' rushers to gain 150 yards on the ground.
- Against Jacksonville (12/6), played as a reserve at both right tackle and left tackle in the contest.
- At N.Y. Giants (12/16), started at right tackle and helped block for Titans' rushers to amass 215 yards, including a 170-yard performance by Derrick Henry.

- Against Indianapolis (12/30), started at right tackle and was a member of an offensive front that did not allow a sack on 29 pass attempts.

**2017 (16/1, 2/0 - Tennessee):** Played in all 16 games with one start as an extra tight end. Saw action as a reserve in his first two career postseason contests.

- At Jacksonville (9/17), played as a reserve as an extra tight end and helped open holes for a rushing attack that amassed 179 yards on 36 carries (5.0 avg.).
- At Houston (10/1), started as an extra tight end as the team opened the game in a jumbo package.
- At Miami (10/8), saw significant action at left tackle after Taylor Lewan left the game in the second quarter with an injury.
- Against Cincinnati (11/12), saw action as a reserve as an extra tight end and helped open holes for Titans' rushers to gain 180 yards on the ground.
- At Arizona (12/10), saw significant action as a reserve at left tackle after Taylor Lewan left the game in the second quarter with an injury.
- Against Jacksonville (12/31), saw action as a reserve as an extra tight end and for a series at left tackle when Taylor Lewan left the game briefly with an injury.
- At Kansas City (1/6), played limited snaps as a reserve on special teams in his first career postseason game.
- At New England (1/13), saw significant action at right tackle after Jack Conklin left the game in the first quarter with an injury.

**2016 (16/6 - Tennessee):** Played in all 16 games with six starts as an extra tight end in his first season with the Titans. Helped open holes for the NFL's third-ranked rushing attack which averaged 136.7 rush yards per game.

- At Houston (10/2), saw limited action as a reserve at right tackle when Jack Conklin left the game briefly with an injury.
- Against Cleveland (10/16), made his first Titans start as an extra tight end.
- Against Indianapolis (10/23), started as an extra tight end and saw 11 snaps in that role.
- Against Jacksonville (10/27), played as a reserve as an extra tackle and helped open holes for Titans' ball carriers to accumulate 214 yards on the ground.
- Against Green Bay (11/13), entered the game at left tackle early in the first quarter after Taylor Lewan was disqualified for contacting an official. Blocked for an offense that amassed 446 total yards and six touchdowns in a 47-25 victory against the Packers.
- At Indianapolis (11/20), started as an extra tight end. Played left tackle in the fourth quarter after Taylor Lewan left the game with an injury.
- At Chicago (11/27), started as an extra tight end and helped block for Titans' ball carriers to gain 149 yards on the ground.
- Against Denver (12/11), saw action as a reserve as an extra tight end and helped open holes for Titans' rushers to amass 180 rushing yards on 42 carries in a 13-10 victory over the Broncos.
- At Kansas City (12/18), played as a reserve as an extra tight end and helped pave the way for Titans' ball carriers to gain 148 yards on the ground.

**2015 (14/2 - Philadelphia):** Appeared in a career-high 14 games with two starts at right tackle.

**2014 (3/3 - Philadelphia):** Started three games for the Eagles, two at left guard and one at right guard. Was inactive for 13 contests.

- At Indianapolis (9/15), started at left guard for the first time in his career, filling in for an injured Evan Mathis

**2013 (0/0 - Philadelphia):** Was inactive for all 16 contests.

**2012 (13/10 - Philadelphia):** Played in 13 games with 10 starts as a rookie. Made three starts at right guard and seven starts at right tackle. Did not play in three contests.

- Against Atlanta (10/28), made his first-career start at right guard.
- At Washington (11/18), started at right tackle for the first time in his career.

**COLLEGE:**

- Spent four seasons (2008-11) at Purdue and appeared in 42 career games, including starts in 37 consecutive games.
- Named the team's Bob Griese Offensive Most Valuable Player in both 2010 and 2011.
- Was a team co-captain and offensive MVP as a senior in 2011. Selected

an All-Big Ten honorable mention choice by the conference's coaches and media. With Kelly anchoring the left tackle spot, the 2011 Boilermaker line cleared the way for a running game that produced 11 100-yard rushing games in 13 contests, including 393 yards against Southeast Missouri and 265 yards against Western Michigan in the Little Caesars Pizza Bowl.


- Named the team MVP on offense as a junior in 2010. Started in all 12 games and helped anchor an offensive line that blocked for a school-record five consecutive games with 200-plus rushing yards. Earned All-Big Ten honorable mention and Academic All-Big Ten accolades as a junior.
- Started at left tackle in all 12 games as a sophomore in 2009 and garnered Academic All-Big Ten honors.
- Appeared in five games as a reserve during his freshman campaign in 2008.
- Graduated with a degree in organizational leadership and supervision from Purdue.

**PERSONAL:**

- Married to Jerianna with daughters Eden, Isla and Emilia. They own two dogs, Harley and Sanford.
- Attended Marian Catholic (Chicago Heights, Ill.) High School, where he was a three-year starter at tight end. Named All-area and team captain as senior and honorable mention all-area his junior year.
- Also played basketball in high school.
- Follow Kelly on Twitter and Instagram at @DennisKelly67.
- List of favorites: (movies) "Inception," "Boondock Saints" and "The Dark Knight" trilogy; (TV show) "How I Met Your Mother"; (book) *To Kill A Mockingbird*; (meal) his dad's spaghetti; and (musical artists) Killswitch Engage and Breaking Benjamin.
- Born Dennis Andrew Kelly on Jan. 16, 1990 in Chicago Heights, Ill.

DENNIS KELLY'S NFL STATISTICS			
<b>REGULAR SEASON</b>			
Year	Team	GP	GS
2012	Philadelphia	13	10
2013	Philadelphia	0	0
2014	Philadelphia	3	3
2015	Philadelphia	14	2
2016	Tennessee	16	6
2017	Tennessee	16	1
2018	Tennessee	11	5
2019	Tennessee	15	4
2020	Tennessee	11	11
<b>NFL Totals</b>		<b>99</b>	<b>42</b>
<b>PLAYOFFS</b>			
Year	Team	GP	GS
2017	Tennessee	2	0
2019	Tennessee	3	0
<b>NFL Totals</b>		<b>5</b>	<b>0</b>
<b>Starts Breakdown:</b>			
2012 - RG 3, RT 7; 2014 - LG 2, RG 1; 2015 - RT 2; 2016 - TE 6; 2017 - TE 1; 2018 - RT 5; 2019 - LT 4; 2020 - RT 11			
<b>Additional Career Statistics</b>			
Receptions - 1-yard touchdown vs. Jacksonville (11/24/19)			
Fumble Recovery - 2 (2015), 1 (2019)			
Tackles - 1 (2016)			
<b>Additional Playoff Statistics</b>			
Receptions - 1-yard touchdown at Kansas City (1/19/20)			





# 6 BRETT KERN

PUNTER • 6'2" • 214 LBS • COLLEGE: TOLEDO

ACQUIRED: WAIVERS - 2009 (DEN) • NFL EXPERIENCE (NFL/TITANS): 13/12

HOMETOWN: GRAND ISLAND, N.Y.

GAMES PLAYED/GAMES STARTED: 200/0 (PLAYOFFS: 5/0)



Pro Bowl: 2017, 2018, 2019



Captain: 2020

**PRO:** Since joining the Titans in 2009, Brett Kern has placed his name at the very top of most of the franchise's leaderboards at his position. At the end of the 2019 campaign, he ranked as the team's all-time career leader in gross punting average (45.9 yards), net punting average (40.8) and punts placed inside the 20 (333). He punted 839 times in a Titans uniform from 2009–2019, second all-time for the franchise (861 by Craig Hentrich). Kern owns the top eight net punting seasons in franchise history and six of the team's top eight gross punting seasons. His 170 consecutive games played (regular season) at the conclusion of 2019 ranked second in team history behind only Bruce Matthews' 232 consecutive contests, while his 170 total games ranked sixth in franchise annals and were the most in the organization's "Titans era" (1999–2019). He was named to three consecutive Pro Bowls (2017-19) and earned first-team Associated Press All-Pro honors for the first time in 2019. Kern also has served as the team's holder on field goal and extra point attempts for his entire tenure. The University of Toledo product was acquired by the Titans during the 2009 season when he was claimed off waivers from the Denver Broncos.

### CAREER HIGHLIGHTS:

- In 2019, Kern was named to the Pro Bowl for the third consecutive season, and he earned first-team Associated Press All-Pro honors for the first time in his career. His 37 punts inside the 20 led the NFL, and his 43.1-yard net average ranked second in team history.
- In 2018, Kern was named to the Pro Bowl for the second consecutive season. His 39 punts inside the 20-yard line on 74 attempts established a franchise record and a career high. He finished the season with a career-long streak of 16 consecutive punts placed inside the 20, including every punt in the final three games of the season.
- In 2017, Kern's gross punting average (49.7) ranked eighth in NFL history and was the highest of any player since 2012. His net punting average (44.6) ranked second in NFL history. He was named to his first career Pro Bowl and was selected second-team Associated Press All-Pro after leading the NFL with a career-high and franchise-best 49.7 gross average and a career-best and franchise-high 44.6 net average.
- In 2016, Kern placed 41.6 percent of his punts inside the opponent's 20-yard line (32 of 77), which at the time ranked second in his career (42.2 in 2009).
- In 2015, Kern launched a career-high tying 88 punts to become the second-leading punter (career punts) in franchise history. He placed a then-career-high 34 punts inside the 20 with only one touchback (career low). He also accomplished a first-of-its-kind feat, becoming the first punter in NFL history to record 80 or more punts, a net average of 40 yards, and one or zero touchbacks in a single season.
- In 2014, Kern booted 88 total punts for a gross average of 46.8 yards and a net average of 40.8 yards, which broke his own single-season team record (40.4-yard net average in 2012).
- In 2013, Kern established then-career benchmarks with 32 punts inside the 20-yard line and only two touchbacks.
- Kern arguably had his most productive season in 2012 when he ranked fifth in the AFC with what at the time was a franchise record and career-best 47.6 gross punt average. He also finished ninth in the AFC with a then-franchise record 40.4 net punting average.
- In 2009, Kern's combined average of 45.5 yards per punt with the Titans and Broncos ranked eighth in the NFL.
- In 2008, Kern ranked fifth in the league with a 46.7-yard punting average and was named to the All-Rookie team by Pro Football Weekly/PFWA and the Sporting News.

### TITANS TIDBITS:

- Kern's father, Cal, is a former professional soccer goalie.
- Kern is an avid golfer that sports a +1 handicap. He picked the game up late in his high school years and caddied for three summers at Inverness Golf Club while in college. The course is located in Toledo, Ohio, and has hosted PGA and NCAA Championships. In 2011, Kern competed in The Vinny, a local golf fundraising tournament hosted by singers Vince Gill and Amy Grant, and finished fourth in the event.

### CAREER TRANSACTIONS:

- The Grand Island, N.Y., native was originally signed by the Denver Broncos as a rookie free agent on April 28, 2008.
- Claimed by the Titans off waivers from the Broncos on Oct. 27, 2009.

### SEASON RECAPS:

- 2020 (8/0 - Tennessee):** Became the seventh player in franchise history to play in 12 seasons with the organization. Ranks as the franchise's all-time leader with 863 punts. Has appeared in 178 games with the Titans, which ranks fourth on the team's all-time career games played list. Has registered 10 punts of 50 or more yards in 2020. Passed Craig Hentrich (177 games) for fourth place on the franchise's career games played list at Indianapolis (11/29/20). Set a franchise record and a career-high with a 60.5-yard gross average against Pittsburgh (10/25/20). Appeared in his 200th NFL regular season game and became the franchise's all-time leader in punts at Indianapolis (11/29/20).
- At Denver (9/14), punted four times for 204 yards (51.0 avg.) with a long punt of 66 yards. Placed a 41-yard punt that was fair caught at the Denver 11-yard line in the opening stanza. Flipped field position by booming a 66-yard punt to the Denver three-yard line early in the second quarter.
  - Against Jacksonville (9/20), punted three times for 122 yards (40.7 avg.) with all three kicks placed inside the 15-yard line. Pinned the Jaguars deep in their own territory with a 34-yard punt that was downed by Chris Milton at the Jacksonville six-yard line early in the second quarter. Boomed a 56-yard punt to the Jaguars' 15-yard line in the final quarter. Placed a 31-yard punt that was fair caught at the 11-yard line in the final stanza.
  - At Minnesota (9/27), punted three times for 143 yards (47.7 avg.) with one kick placed inside the 20-yard line. Boomed a 59-yard punt that just made the end zone corner for a touchback late in the second quarter. Placed a 40-yard punt that was fair caught at the Vikings' 12-yard line in the third stanza.
  - Against Buffalo (10/13), punted three times for 128 yards (42.7 avg.) with all three punts placed inside the 10-yard line. Boomed a 55-yard punt to the Bills 10-yard line in the opening quarter. Placed a 32-yard punt that was fair caught at the Bills' nine-yard line in the second stanza. Pinned the Bills deep in their own territory with a 41-yard punt that was downed by Chris Milton at the Buffalo three-yard line in the third quarter.
  - Against Houston (10/18), punted once for 54 yards, his fewest punts in a game since he punted once at Dallas (11/5/18). Boomed a 54-yard punt to the Texans' 20-yard line with no return early in the first quarter.
  - Against Pittsburgh (10/25), recorded four punts for 242 yards, establishing a franchise record and career-high 60.5 gross avg. with one kick placed inside the 20-yard line. His 60.5-yard gross average ranked third in the NFL since 1970.
  - At Cincinnati (11/1), punted twice for 72 yards with one kick placed inside the 20-yard line.
  - At Indianapolis (11/29), returned to the lineup for his 200th career regular season contest and punted four times for 160 yards (40.0 avg.) with all four kicks placed inside the 20-yard line. Passed Craig Hentrich (861 punts) for the most punts in franchise history. Nailed a 47-yard punt that went out of



bounds at the Colts' 12-yard line in the second quarter. Boomed a 48-yard punt that went out of bounds at the Colts' eight-yard line in the third stanza. Placed a 32-yard punt that was fair caught at the Indianapolis' 13-yard line in the third quarter. Pinned the Colts deep in their own territory with a 33-yard punt to the Indianapolis' six-yard line in the fourth quarter.

**2019 (16/0, 3/0 - Tennessee):** Named first-team All-Pro by the Associated Press. Selected to his third career Pro Bowl. Led the NFL with 37 kicks placed inside the 20-yard line. Led the AFC with a 47.1 gross avg. and ranked third in the AFC with a 43.1 net avg. Saw action in all 16 games for the 12th consecutive season and punted 78 times for 3,672 yards (47.1 avg.). Completed one of two passes for 11 yards and rushed once for no gain. Played in all three postseason contests and punted 15 times for 729 yards (48.6 avg.). Completed his only postseason pass for 28 yards. Registered 39 punts of 50 or more yards in 2019. Tied the NFL record with eight punts placed inside the 20 at Denver (10/13/19). Became the second player in franchise history to reach 800 career punts with the team at Denver (10/13/19).

- At Cleveland (9/8), punted six times for 277 yards (46.2 avg.) with three kicks placed inside the 20-yard line. Pinned the Browns deep in their own territory with a 46-yard punt that was downed at the Cleveland seven-yard line late in the opening stanza. Flipped field position with a massive 70-yard punt that was downed at the Browns' three-yard line and led to Cameron Wake's safety of Baker Mayfield two plays later.
- At Atlanta (9/29), punted five times for 225 yards (45.0 avg.) with all five kicks placed inside the 20-yard line. It was the seventh time in his career he placed at least five punts inside the 20 in a game. Boomed a 53-yard punt that went out of bounds at the Falcons' 10-yard line early in the second quarter. Pinned Atlanta deep in their own territory with a 50-yard punt that went out of bounds at the Falcons' five-yard line in the third stanza. Placed a 39-yard punt that went out of bounds at the Atlanta 10-yard line late in the third quarter. Pinned the Falcons' at their two-yard line with a 33-yard punt that was downed by Beau Brinkley late in the final quarter.
- At Denver (10/13), punted nine times for 424 yards (47.1 avg.) with a career-best eight kicks placed inside the 20-yard line. Tied the NFL record with eight punts placed inside the 20 in a game. Flipped field position with a 61-yard punt to the Broncos' seven-yard line in the first quarter. Pinned the Broncos deep in their own territory with a 40-yard punt to the Denver 10-yard line in the third quarter. Nailed a 57-yard punt out of bounds at the Denver 15-yard line in the third stanza. Placed a 38-yard punt that was downed by LeShaun Sims at the Broncos' three-yard line in the final quarter.
- Against L.A. Chargers (10/20), punted twice for 84 yards with both kicks being placed inside the 20-yard line. Extended the Titans' opening scoring drive with an 11-yard pass to Kevin Byard on the fake punt on fourth-and-eight in the opening stanza.
- Against Tampa Bay (10/27), punted five times for 248 yards (49.6 avg.) with one kick placed inside the 20-yard line. Had one rush for zero yards on a fake field goal. Flipped field position with a 61-yard punt to the Tampa Bay 15-yard line in the third stanza.
- Against Kansas City (11/10), punted four times for 204 yards (51.0 avg.) with two kicks inside the 20-yard line. His 49.8-yard net average was the second-highest net average of his career and tied for the second-highest net average in franchise history. Pinned the Chiefs deep in their own territory with a 41-yard punt that was fair caught at the Kansas City eight-yard line late in the opening stanza. Boomed a 56-yard punt to the Chiefs' four-yard line late in the second quarter. Flipped field position with a 65-yard punt to the Kansas City 18-yard line early in the third quarter.
- At Indianapolis (12/1), punted five times for 244 yards (48.8 avg.) with four kicks placed inside the 20-yard line. Pinned the Colts deep in their own territory with a 31-yard punt that was fair caught at the 10-yard line in the second quarter. Boomed a 48-yard punt that downed at the Indianapolis six-yard line late in the second stanza. Flipped field position by blasting a 63-yard punt late in the third quarter. Placed a 37-yard punt that was fair caught at the Colts' 10-yard line in the final quarter.
- At New England (1/4), punted six times for 275 yards (45.8 avg.) with four kicks placed inside the 20-yard line. Pinned the Patriots deep in their own territory with a 44-yard punt to the New England 13-yard line in the third quarter. Placed a 36-yard punt that was downed at the Patriots' seven-yard line in the third quarter. Boomed a 58-yard punt that rolled dead at the New England one-yard line late in the fourth quarter.
- At Baltimore (1/11), punted six times for 315 yards (52.5 avg.) with a touchback. Placed a 32-yard punt to the Ravens' 12-yard line early in the fourth quarter.
- At Kansas City (1/19), punted three times for 139 yards (46.3 avg.) with

one kick placed inside the 20-yard line. Flipped field position with a 53-yard punt to the Kansas City 12-yard line in the fourth quarter. Extended the Titans' final touchdown drive with a 28-yard pass to Amani Hooker on a fake punt in the fourth quarter.

**2018 (16/0 - Tennessee):** Named to his second consecutive Pro Bowl. Named to the PFWA's All-AFC team. Ranked second in the AFC with a 47.1 gross avg. Ranked second in the AFC with a 41.7 net avg. Set a career-high with 39 punts placed inside the 20-yard line, including a career-best 16 consecutive punts inside the 20 to conclude the season. Punted 74 times for 3,483 yards and collected a special teams tackle. Registered 34 punts of 50 or more yards.

- At Miami (9/9), punted four times for 179 yards (44.8 avg.) with four kicks placed inside the 20-yard line. Flipped field position with a 55-yard punt to the Dolphins' 18-yard line in the second stanza.
- Against Houston (9/16), punted five times for 261 yards (52.2 avg.) with one kick placed inside the 20-yard line. Flipped field position by booming a season-long 62-yard punt to the Texans' seven-yard line early in the third quarter.
- Against Philadelphia (9/30), punted five times for 254 yards (50.8 avg.) with two kicks placed inside the 10-yard line. Registered his first career tackle with a key stop along the sideline in the fourth quarter. Pinned the Eagles deep in their own territory twice in the second quarter with a 48-yard kick that was downed at the Philadelphia five-yard line and a 49-yarder that rolled out of bounds at the Philadelphia three-yard line.
- At Los Angeles Chargers in London (10/21), punted twice for 103 yards (51.5 avg.) with a long of 54 yards. Appeared in his 145th consecutive game with the Titans, the fourth longest streak in franchise history.
- Against New England (11/11), punted five times for 241 yards (48.2 avg.) with two kicks placed inside the 20-yard line. Pinned the Patriots deep in their own territory with a 36-yard punt that was fair caught at the New England nine-yard line in the second quarter. With his 147th consecutive game in a Titans uniform, he passed Craig Hentrich (146) and tied Robert Brazile for third place on the franchise's all-time consecutive games played list.
- At Indianapolis (11/18), punted six times for 296 yards (49.3 avg.) with three kicks placed inside the 20-yard line. Moved into second place on the team's consecutive games played list (148) trailing only Bruce Matthews (232).
- Against Jacksonville (12/6), punted twice for 118 yards (59.0 avg.) with one kick placed inside the 20-yard line. Flipped field position and tied his season long with a 63-yard punt to the Jaguars' 25-yard line in the second quarter. Pinned the Jaguars deep in their own territory with a 56-yard punt to the Jacksonville five-yard line early in the fourth quarter.
- At N.Y. Giants (12/16), punted five times for 220 yards (44.0 avg.) with all five kicks placed inside the 20-yard line on a rainy and windy day.
- Against Washington (12/22), punted four times for 169 yards (42.3 avg.) with all four kicks placed inside the 20-yard line. With his 152nd game in a Titans uniform, passed Benji Olson (152) for ninth place on the team's all-time games played list. Pinned Washington' deep in its own territory with a 40-yard punt to the Washington seven-yard line late in the first quarter. Placed a 49-yard punt that was downed at the' seven-yard line early in the third quarter. Launched a 50-yard punt that went out of bounds at the' 15-yard line with less than 20 seconds to play in the fourth quarter.
- Against Indianapolis (12/30), punted six times for 272 yards (45.3 avg.) with all six kicks placed inside the 20-yard line. Finished the season with 16 consecutive kicks placed inside the 20-yard line. Pinned the Colts deep in their own territory with a booming 58-yard punt that went out of bounds at the Indianapolis 10-yard line in the opening stanza. Set up the Titans' defensive touchdown by plaining a 56-yard punt that was downed at the Colts' six-yard line in the second quarter. Nailed a 54-yard punt to the Indianapolis seven-yard line in the third stanza.

**2017 (16/0, 2/0 - Tennessee):** Named to his first career Pro Bowl and was selected second-team Associated Press All-Pro. Led the NFL with a career-high and franchise-best 49.7 gross average and a career-best and franchise-high 44.6 net average. His gross punting average ranked eighth in NFL history and was the highest of any player since 2012. His net punting average ranked second in NFL history. Registered 42 punts of 50 or more yards in 2017. Posted a career-best 56.8 gross punt average against Seattle (9/24/17). Notched a career-high 50.2 net punt average at Miami (10/8/17). Played in his 150th career game against Indianapolis (10/16/17). Played in his 136th consecutive game with the Titans at San Francisco (12/17/17) and in doing so, passed former linebacker Keith Bulluck (135) and former defensive end Elvin Bethea (135) for fifth place in

franchise history for consecutive games played.

- Against Seattle (9/24), punted six times for 341 yards for a career-best 56.8 gross punt average. Boomed three punts of 60 or more yards and placed two kicks inside the 20-yard line. Flipped field position by nailing a 62-yard punt to the Seattle two-yard line in the first quarter.
- At Houston (10/1), punted five times for 246 yards (49.2 avg.) with one kick placed inside the 20-yard line. Flipped field position with a 54-yard punt to the Texans' 14-yard line in the third stanza.
- At Miami (10/8), tied a career-high with 10 punts for a career-best 549 yards (54.9 avg.) while setting a single-game career mark with a 50.2 net avg. Placed four punts inside the 20-yard line. Flipped field position with a 60-yard punt to the Dolphins' 10-yard line in the first quarter. Pinned the Dolphins deep in their own territory with a 48-yard punt that was downed at the Miami three-yard line in the opening stanza. Nailed a 58-yard punt that was fair caught at the Dolphins' 13-yard line in the second stanza. Boomed a season-long 71-yard punt from deep in his own end zone in the third quarter.
- At Cleveland (10/22), punted four times for 208 yards (52.0 avg.) with two kicks placed inside the 20-yard line. Flipped field position with a 55-yard punt to the Browns' 12-yard line in the first quarter. Pinned the Browns deep in their own territory with a 58-yard punt to the Cleveland nine-yard line late in the fourth quarter.
- Against Baltimore (11/5), punted five times for 256 yards (51.2 avg.) with three kicks placed inside the 20-yard line. Pinned the Ravens deep in their own territory with a 56-yard punt that was downed at the Baltimore six-yard line. Placed a 41-yard punt that was fair caught at the Ravens' nine-yard line in the third quarter.
- Against Cincinnati (11/12), punted six times for 339 yards (56.5 avg.) with a season-long kick of 74 yards, the second-longest kick of his career. Flipped field position with a pair of punts (74, 66) in the final stanza.
- At Arizona (12/10), punted six times for 313 yards (52.2 avg.) with two kicks placed inside the 20-yard line. Flipped field position by nailing a 54-yard punt that went out of bounds at the Arizona 12-yard line early in the second quarter.
- At San Francisco (12/17), punted twice for 111 yards (55.5 avg.) with one kick placed inside the 20-yard line. Played in his 136th consecutive game with the Titans. In doing so, he passed former linebacker Keith Bulluck (135) and former defensive end Elvin Bethea (135) for fifth place in franchise history for consecutive games played. Flipped field position with a 59-yard punt that was downed at the San Francisco 13-yard line in the fourth quarter.
- Against Jacksonville (12/31), punted nine times for 383 yards (42.6 avg.) with four kicks placed inside the 20-yard line. Flipped field position with a 70-yard punt to the Jaguars' two-yard line in the third quarter.
- At Kansas City (1/6), punted three times for 131 yards (43.7 avg.) with two kicks placed inside the 20-yard line in his first career postseason game. Flipped field position by booming a 57-yard punt in the first stanza.

**2016 (16/0 - Tennessee):** Punted 77 times for 3,402 yards (44.2 avg.) with 32 kicks placed inside the 20-yard line. Registered 19 punts of 50 or more yards.

- At Detroit (9/18), punted three times for 142 yards (47.3 avg.) with one kick placed inside the 20-yard line. Pinned the Lions deep in their own territory with a 37-yard punt that was downed by Cody Riggs at the Lions' one-yard line in the second stanza.
- Against Oakland (9/25), punted six times for 311 yards (51.8 avg.) with three kicks placed inside the 20-yard line. Pinned the Raiders deep in their own territory with a 53-yard punt that was fair caught at the Oakland seven-yard line. Boomed a 40-yard punt that was fair caught at the Raiders' nine-yard line in the second quarter. Pinned the Raiders deep in their own territory with a booming 62-yard punt that went out of bounds at the Oakland 10-yard line in the third quarter.
- Against Cleveland (10/16), punted five times for 225 yards (45.0 avg.) with three kicks placed inside the 20-yard line. Pinned the Browns deep in their own territory with a 29-yard punt that was fair caught at the Cleveland eight-yard line in the second quarter. Launched a 52-yard punt that was downed at the Browns' 11-yard line in the second stanza. Flipped field position with a 46-yard punt that was fair caught at the Browns' six-yard line in the third quarter.
- Against Indianapolis (10/23), punted four times for 188 yards (47.0 avg.) with three kicks placed inside the 20-yard line. Pinned the Colts deep in their own territory with a 29-yard punt that was downed at the Indianapolis seven-yard line in the second quarter. Boomed a 48-yard punt that was downed at the Colts' seven-yard line in the second quarter. Flipped field position with a 62-yard punt in the third quarter.

- Against Green Bay (11/13), punted four times for 166 yards (41.5 avg.). Forced a Trevor Davis muffed punt that was recovered by LeShaun Sims in the second quarter.
- At Chicago (11/27), punted four times for 177 yards (44.3 avg.) with two kicks placed inside the 20-yard line. Pinned the Bears deep in their own territory with a 44-yard punt that was fair caught at the Chicago 11-yard line.
- Against Denver (12/11), punted a season-high seven times for 308 yards (44.0 avg.) with three kicks placed inside the 20-yard line. Nailed a 43-yard punt that was fair caught at the Denver six-yard line late in the first stanza. Pinned the Broncos deep in their own territory late in the fourth quarter with a 47-yard punt that was downed by Tre McBride at the Denver two-yard line.
- At Kansas City (12/18), punted four times for 142 yards (35.5 avg.) and limited Tyreek Hill to just three return yards on three punt returns.
- Against Houston (1/1), punted five times for 211 yards (42.2 avg.) with a season-high five punts placed inside the 20-yard line. Boomed a 48-yard punt that went out of bounds at the Houston 10-yard line in the second quarter.

**2015 (16/0 - Tennessee):** Totaled 88 punts (tied for fifth place in franchise history), a 47.4-yard gross average (second in franchise history), a 40.3 net average (third in franchise history), a career-high 34 punts inside the 20 (third in franchise history) and only one touchback (career low). Accomplished a first-of-its-kind feat, becoming the first punter in NFL history to record 80 or more punts, a net average of 40 yards, and one or zero touchbacks in a single season. Boomed 42 punts of 50 or more yards in 2015. Placed a career-high seven punts inside the 20-yard line against Houston (12/27/15), which also qualified as the most ever recorded for the franchise (statistic tracked since 1976) and the most by any NFL punter in 2015. The seven punts inside the 20 also tied for the third-highest total in any NFL game since 1976. On his third punt of the day against Houston (12/27/15), passed Jim Norton (522) for second place on the franchise's all-time career punting list. Registered four punts at Tampa Bay (9/13/15) and became the third player in franchise history to reach 450 punts in a Titans/Oilers uniform.

- At Tampa Bay (9/13), punted four times for 189 yards (47.3 avg.) with one kick placed inside the 20-yard line. Boomed a 57-yard punt in the second quarter. Pinned the Browns deep in their territory with a 38-yard punt that was downed at the two-yard line in the third quarter.
- Against Atlanta (10/25), punted seven times for 305 yards (43.6 avg.) with five kicks placed inside the 20-yard line. Pinned Atlanta deep in their own territory with a 36-yard punt that was fair caught at the Falcons' 12-yard line. Boomed a 54-yard punt that was fair caught at the Falcons' 15-yard line. Placed a 39-yard punt that was fair caught at the Atlanta 11-yard line in the second quarter. Pinned the Falcons deep in their own territory with a 38-yard punt that went out of bounds at the Atlanta 12-yard line.
- At Houston (11/1), posted seven punts for 349 yards (49.9 avg.) with three kicks placed inside the 20-yard line and a 45.9 net avg. Six of his seven punts went at least 50 yards or pinned the Texans inside the 20. Pinned the Texans deep in their territory with a 39-yard punt that was fair caught at the Houston 10-yard line in the second quarter. Boomed a 55-yard punt that went out of bounds at the Texans' seven-yard line.
- At Jacksonville (11/19), appeared in his 100th game with the Titans and punted five times for 226 yards (45.2 avg.) with two kicks placed inside the 20-yard line.
- At New England (12/20), punted five times for 272 yards (54.4 avg.) with one kick placed inside the 20-yard line. Boomed a 61-yard punt that Danny Amendola later fumbled setting up the Titans' first scoring drive. Boomed a 56-yard punt that went out of bounds at the Patriots' six-yard line in the third quarter.
- Against Houston (12/27), punted a season-high nine punts for 427 yards (47.4 avg.) with a career-high seven kicks placed inside the 20-yard line. Boomed a 58-yard punt to the Texans' six-yard line in the first quarter. Pinned the Texans deep in their own territory with a 31-yard punt that went out of bounds at the Houston five-yard line. Blasted a 59-yard punt to the Texans' six-yard line in the fourth quarter. On his third punt of the day, passed Jim Norton (522) for second place on the franchise's all-time career punting list.
- At Indianapolis (1/3), punted six times for 300 yards (50.0 avg.) with two kicks placed inside the 20-yard line. Pinned the Colts deep in their own territory with a 51-yard punt to the Indianapolis nine-yard line in the opening stanza. Boomed a 52-yard punt that was fair caught at the Colts' eight-yard line in the third quarter.

**2014 (16/0 - Tennessee):** Appeared in all 16 games and set a franchise record with a 40.8 net punt average. Punted career-high 88 times for career-best 4,118 yards (46.8 avg.) with 28 kicks placed inside the opponents' 20-yard line. His 46.8 gross average was the third-highest of his career. Boomed 37 punts of 50 or more yards in 2014. Notched a 48.8-yard net average at Baltimore (11/9/14), the third best of his career and the fourth best in team history. Notched a career-long and franchise-tying long 79-yard punt against Indianapolis (12/28/14).

- At Kansas City (9/7), punted six times for 304 yards with three kicks placed inside the 20-yard line. Boomed a 63-yard punt in the first quarter and nailed a 56-yard punt that forced the returner out of bounds at the Chiefs' two-yard line in the second quarter. His 50.7 gross average was his highest since Dec. 30, 2012 (51.0 against Jacksonville), and his 63-yard punt was his longest since a 63-yarder on Sept. 22, 2013 against the Chargers.

- At Indianapolis (9/28), saw action in his 100th career regular season game and punted six times for 265 yards (44.2 avg.) with two kicks placed inside the 20-yard line. Pinned the Colts deep in their own territory with a 35-yard punt that was fair caught at the Indianapolis nine-yard line in the third quarter.

- Against Jacksonville (10/12), punted five times for 249 yards (49.8 avg.) with three kicks placed inside the 20-yard line. Flipped field position by booming a 69-yard punt in the fourth quarter. It was the third-longest punt of his career and his longest since Dec. 2, 2012 against the Houston Texans (70 yards).

- Against Houston (10/26), totaled six punts for a 51.7-yard gross average and a 48.7 net average with two punts placed inside the 20. His net average at the time was the third best of his career and the fourth best in team history (minimum four punts). In the third quarter, he booted a punt that went 62 yards and pinned the Texans on their own two-yard line. His six punts gave him 400 total punts in a Titans uniform. He became the fourth player in franchise history to reach 400 punts, joining Craig Hentrich (861), Jim Norton (519) and Cliff Parsley (429).

- At Baltimore (11/9), punted eight times for 414 yards (51.8 avg.) with a 48.8 net avg. His 48.8-yard net average was the third best of his career and the fourth best in team history. Boomed a 58-yard punt to the Ravens' 18-yard line in the fourth quarter.

- Against N.Y. Giants (12/7), punted six times for 284 yards (47.3 avg.). In the third quarter, recorded the 500th punt of his seven-year NFL career. He also moved past Cliff Parsley (431 career punts) for third place on the team's all-time career punts list.

- Against N.Y. Jets (12/14), punted six times for 295 yards (49.2 avg.) with three kicks placed inside the 20-yard line. Pinned the Jets deep in their own territory with a 49-yard punt that was fair caught at the New York seven-yard line in the second quarter. Placed a 38-yard punt that was fair caught at the Jets' 10-yard line in the second stanza. On his third punt of the game, which marked his 432nd punt as a member of the Titans, he moved past Cliff Parsley (431 career punts) for third place on the team's all-time punting list.

- Against Indianapolis (12/28), punted seven times for 383 yards (54.7 avg.) with a career-long punt of 79 yards. Three of his kicks were placed inside the 20-yard line. His 79-yarder broke his previous career long of 71 yards (at Miami on Nov. 11, 2012) and tied the franchise record. Jim Norton set the record against Kansas City on Nov. 22, 1964, and it never was equaled until Kern's attempt. Kern punted seven times against the Colts for a gross average of 54.7 yards per punt, a net average of 46.1 yards per punt and three punts inside the 20. His gross average was the third-highest of his career.

**2013 (16/0 - Tennessee):** Appeared in all 16 games and punted 78 times for 3,386 yards (43.4 avg.). Placed a career-best 32 punts inside the 20-yard line with a career-low two kicks as touchbacks. Set a career-high and a franchise record by placing six punts inside the 20-yard line against Houston (12/29/13). Boomed 24 punts of 50 or more yards in 2013.

- Against San Diego (9/22), punted three times for 140 yards (46.7 avg.) with two kicks placed inside the 20-yard line and a long of 63 yards. Flipped field position with a 63-yard punt that was downed at the Chargers' 17-yard line in the first quarter. Was credited with one rush for zero yards after fumbling a snap in the second quarter. Pinned the Chargers deep in their own territory with a 35-yard punt that was downed at the San Diego 11-yard line in the fourth quarter.

- Against N.Y. Jets (9/29), punted seven times for 293 yards (41.9 avg.) and tied a career-best with four kicks inside the 20-yard line. Boomed a 53-yard punt to the Jets' 15-yard line in the second quarter. Nailed a 50-yard punt to the Jets' 12-yard line early in the third quarter. Pinned the

Jets deep in their territory with a 34-yard punt that was downed by Tommie Campbell at the New York one-yard line in the third quarter. Boomed a 54-yard punt to the Jets' 24-yard line in the third stanza.

- Against Arizona (12/15), punted three times for 145 yards (48.3 avg.) with two kicks placed inside the 20-yard line. Pinned the Cardinals deep in their own territory with a 51-yard punt that was downed at the Arizona three-yard line in the second quarter.

- Against Houston (12/29), punted six times for 253 yards (42.2 avg.) and set a franchise record with all six kicks being placed inside the 20-yard line. Pinned the Texans at their own five-yard line with a 38-yard punt late in the third quarter. Boomed a 53-yard punt that was fair caught at the Houston 10-yard line. Nailed a 56-yard punt that went out of bounds at the Texans' nine-yard line.

**2012 (16/0 - Tennessee):** Appeared in all 16 games and ranked fifth in the AFC with a franchise record 47.6 gross punt average. Ranked ninth in the AFC with a franchise record 40.4 net punting average. Posted career-highs with 10 punts and 391 punt yards against N.Y. Jets (12/17/12). Ranked third in franchise history with a career-best 49.0 net punting average at Jacksonville (11/25/12). Boomed a career-long 71-yard punt at Miami (11/11/12). Boomed 34 punts of 50 or more yards in 2012.

- Against New England (9/9), punted four times for 209 yards (52.3 avg.) and placed two punts inside the 20-yard line. Flipped field position by booming a 56-yard punt in the opening quarter. Nailed a 54-yard punt to the Patriots' eight-yard line late in the second quarter. Lined up in the back of the end zone and booted a 55-yard punt in the third quarter.

- At San Diego (9/16), punted seven times for a then career-best 361 yards (51.6 avg.). Notched the third-best net punt average in franchise history with a then career-high 48.6 net punt average. Boomed a 63-yard punt to the Chargers' 25-yard line in the second quarter. Nailed a 54-yard punt that was marked out of bounds at the Chargers' 16-yard line in the third quarter.

- At Houston (9/30), punted seven times for 326 yards (46.6 avg.) and placed two kicks inside the 20-yard line. Boomed a 50-yard punt to the Texans' 14-yard line in the first quarter. Pinned the Texans deep in their own territory with a 52-yard punt to the Houston 12-yard line in the second stanza. Placed a 33-yard punt that was downed at the Houston seven-yard line. Blasted a 60-yard punt to the Texans' 14-yard line late in the third quarter.

- Against Pittsburgh (10/11), punted five times for 261 yards (52.2 avg.) with two kicks placed inside the 20-yard line. Boomed a 61-yard punt to the Steelers' 15-yard line in the second quarter. Flipped field position by nailing a 58-yard punt late in the second quarter.

- At Miami (11/11), punted four times for 208 yards (52.0 avg.) with a net avg. of 48.0 yards. Placed three kicks inside the 20-yard line. Boomed a career-long 71-yard punt that rolled out of bounds at the Dolphins' 15-yard line in the first quarter. Nailed a 50-yard punt to the Dolphins' 14-yard line in the second quarter. Placed a 36-yard punt that was downed at the Miami eight-yard line in the fourth quarter.

- At Jacksonville (11/25), punted four times for 201 yards (50.3 avg.) and posted a career-best 49.0 net punting average. The net punting average ranked third in Titans' franchise history.

- Against Houston (12/2), punted six times for 303 yards (50.5 avg.) with two kicks inside the 20-yard line. Boomed a 70-yard punt to flip field position in the first quarter. Pinned the Texans deep in their own territory with a 40-yard punt that was downed at the Houston one-yard line in the second quarter. Registered a special teams tackle on coverage units.

- Against N.Y. Jets (12/17), punted a career-best 10 times for a career-high 391 yards with four kicks placed inside the 20-yard line. Pinned the Jets deep in their territory with a 44-yard punt that was fair-caught at the New York seven-yard line in the second quarter. Flipped field position with a 43-yard punt that fair-caught at the Jets' eight-yard line in the fourth quarter.

**2011 (16/0 - Tennessee):** Appeared in all 16 games and set a new franchise record with his 39.4-yard net average, topping Craig Hentrich's previous franchise high of 39.2 yards, set in 1998. Registered a career-high 86 punts for 3,747 yards (43.6 avg.). Set a career-high with 31 punts placed inside the 20-yard line in 2011. Ranked seventh in the AFC with a 39.4-yard net punt avg. Boomed 22 punts of 50 or more yards in 2011.

- Against Baltimore (9/18), punted three times for 119 yards with two punts placed inside the 20-yard line. Nailed a 55-yard punt in the first quarter. Pinned the Ravens deep in their own territory with a 33-yard punt that was downed by Gerald McRath at the Baltimore four-yard line in the opening stanza.

- Against Denver (9/25), punted four times for 176 yards (44.0 avg.). Boomed a 62-yard punt in the first quarter. Nailed a 51-yard punt later in the



opening stanza. Kept a Titans' scoring drive alive by scooping up an errant snap and racing 21 yards down the right sideline in the second quarter.

- Against Houston (10/23), punted seven times for 319 yards (45.6 avg.) with two kicks inside the 20-yard line. Tallied a 44-yard punt that was downed at the Texans' eight-yard line in the first quarter. Boomed a 54-yard punt in the second quarter that went out of bounds at the Texans' six-yard line. Launched a 53-yard punt early in the third quarter.
- Against Indianapolis (10/30), tied a career-high with eight punts for 330 yards (41.3 avg.). Placed a 30-yard punt that was fair caught at the Colts' 13-yard line late in the first stanza. Boomed a 55-yard punt in the third quarter and a 54-yard punt in the final stanza.
- Against Jacksonville (12/24), punted four times for 172 yards (43.0 avg.) with three kicks placed inside the 20-yard line. Nailed a 47-yard punt that was downed at the Jaguars' three-yard line in the first quarter. Placed a 30-yard punt that was downed at the Jaguars' eight-yard line in the second stanza. Boomed a 51-yard punt that was fair caught at the Jaguars' 16-yard line in the third quarter.
- At Houston (1/1), punted six times for 286 yards (47.7 avg.) and tied a season-best with four kicks placed inside the 20-yard line and a 45.8 net avg. Placed a 35-yard punt that was downed at the Texans' 10-yard line in the first quarter. Nailed a 47-yard punt that was downed at the Texans' three-yard line in the second stanza. Boomed a 58-yard punt in the third quarter. Booted a 52-yard punt that went out of bounds at the Texans' five-yard line in the fourth quarter.

**2010 (16/0 – Tennessee):** Appeared in all 16 games and finished fifth in the AFC with a 39.1-yard net avg. Registered career-highs with 77 punts, 3,302 yards and 39.1 net avg. Tied a career high with four punts inside the 20-yard line at San Diego (10/31/10). Set new career-high with 352 punt yards at Kansas City (12/26/10). Boomed a career-best 68-yard punt against Philadelphia (10/24/10).

- Against Oakland (9/12), punted four times for 200 yards (50.0 avg.) with two kicks placed inside the 20-yard line. Booted a 37-yard punt that was downed at the Raiders' nine-yard line in the second quarter. Boomed a 59-yard punt in the fourth quarter.
- At N.Y. Giants (9/26), punted five times for 214 yards (42.8 avg.). Placed a 37-yard punt that was downed by Michael Griffin at the Giants' one-yard line, which led to a Titans' safety in the third quarter. Boomed a 55-yard punt in the third quarter.
- At San Diego (10/31), punted six times for 279 yards (46.5 avg.) and tied a career high by placing four punts inside the Chargers' 20-yard line. Placed a 35-yard punt that was downed at the San Diego nine-yard line. Boomed a 63-yard punt late in the third quarter. Nailed a 48-yard punt that was downed at the Chargers' three-yard line.
- At Houston (11/28), punted seven times for 328 yards (46.9 avg.) with two kicks placed inside the 20-yard line. Boomed a 56-yard punt to the Houston nine-yard line in the first quarter. Nailed a 50-yard punt later in the opening stanza. Booted a 56-yard punt to the Houston 15-yard line in the third quarter.

**2009 (6/0 - Denver; 10/0 - Tennessee):** In 10 games with Titans, punted 37 times for 1,665 yards with 18 punts placed inside the 20-yard line and ranked fourth in the AFC with a 45.5 gross avg. Appeared in the first six games with the Denver Broncos and punted 27 times for 1,245 yards (46.1 avg.) while placing nine punts inside the 20-yard line.

- Against Dallas (10/4), boomed six punts for 305 yards (50.8 avg.) with two kicks downed inside the 20-yard line. Nailed four punts for a 55.3 average from Denver territory.
- Against Jacksonville (11/1), made his Titans debut and punted four times for 193 yards (48.3 avg.) with three punts placed inside the 20-yard line in the Titans' 30-13 victory. Boomed a 55-yard punt that sailed out of bounds at the Jaguars' seven-yard line in the second quarter. Nailed a 51-yard punt that was downed at the Jaguars' seven-yard line during the final stanza. Perfectly placed a 37-yard punt that was downed at the Jaguars' three-yard line late in the fourth quarter.
- Against Arizona (11/29), punted four times for 184 yards (46.0 avg.) with two kicks placed inside the 20-yard line in the Titans' 20-17 come-from-behind victory. Placed a 38-yard punt that was downed at the Cardinals' 10-yard line in the fourth quarter.
- At Seattle (1/3), punted four times for 214 yards (53.5 avg.), including a career-best 46.5 net avg. and a career-long 67-yard punt in the Titans' season-ending 17-13 victory. Nailed a 56-yard punt to the Seahawks' 19-yard line in the second quarter. Booted a career-best 67-yard punt in the second stanza.

**2008 (16/0 - Denver):** Appeared in all 16 games and ranked fifth in the league with a 46.7-yard gross punting average that marked the third-best season total by a Bronco in club history (min. 45 punts). Received all-rounder honors from Pro Football Weekly/PFWA and The Sporting News. Punted 46 times for 2,150 yards (46.7 gross / 37.8 net) with 13 punts placed inside the 20-yard line. Tied for the third-fewest touchbacks in the NFL with four, marking the fewest in a season by a Bronco with at least 45 punts since 1997 (Tom Rouen, 4).

- Against San Diego (9/14), punted three times for 161 yards (53.7 avg.)
- Against Tampa Bay (10/5), posted five punts for 248 yards (49.6 avg.) with two kicks placed inside the 20-yard line.
- At N.Y. Jets (11/30), nailed five punts for 214 yards (42.8 avg.) with four kicks inside the 20-yard line.

#### COLLEGE:

- Played 47 career games at the University of Toledo, punting 189 times for 7,994 yards (42.3 avg.) with 59 punts placed inside the 20-yard line.
- Ranked second in the nation in gross punting average (46.1 yds., 52 punts for 2,399 yards) and was a finalist for the Ray Guy Award (nation's best punter) as a senior.
- Earned third team All-America honors as a senior as the only player from the Mid-American Conference to receive Associated Press All-America honors.
- Named Mid-American Conference's Special Teams Player of the Year as a senior.
- Earned a bachelor's degree in geography from Toledo and posted a 3.38 grade point average while earning CoSIDA second-team academic all-district recognition as a senior.

#### PERSONAL:

- Married to Tiffany Kern and the couple has a son, Bryce Jeremiah, and two daughters, Anelle Naomi and Quinn Eliana.
- Was a two-time first-team all-state selection at Grand Island High School in Grand Island, N.Y., and averaged 39 yards per punt as a senior and 42.5 yards per punt as a junior.
- Also played basketball and was a long jumper and high hurdler on the track team in high school.
- List of favorites: (movie) "Shooter"; (TV show) "Gold Rush"; (music artist) LeCrae, Thousand Foot Krutch, KB, tobyMac; (school subject) geography; (car) 1969 Dodge Charger; (video game) "FIFA," "Tiger Woods PGA Golf"; (food) spaghetti; and (book) the Bible.
- Follow Kern on Twitter and on Instagram at @brettkern6.
- Born Brett Alan Kern on Feb. 17, 1986, in Grand Island, N.Y.



# BRETT KERN'S GAME-BY-GAME

## 2008 Denver Broncos

Date	Opp	W/L	No	Yds	Avg	Net	TB	In 20	Lg	Blk
Sept 8	@ Oak	W	2	80	40.0	38.5	0	1	42	0
Sept 14	SD	W	3	161	53.7	42.0	1	1	64	0
Sept 21	NO	W	2	105	52.5	37.5	0	0	56	0
Sept 28	@ KC	L	2	77	38.5	38.0	0	0	51	0
Oct 5	TB	W	5	248	49.6	45.8	0	2	63	0
Oct 12	Jax	L	4	192	48.0	39.5	1	0	52	0
Oct 20	@ NE	L	5	243	48.6	32.0	1	1	62	0
Nov 2	Mia	L	4	185	46.3	45.0	0	3	61	0
Nov 6	@ Cle	W	1	29	29.0	24.0	0	0	29	0
Nov 16	@ Atl	W	3	127	42.3	39.3	0	1	52	0
Nov 23	Oak	L	2	112	56.0	11.5	0	0	60	0
Nov 30	@ NYJ	W	5	214	42.8	41.4	0	4	52	0
Dec 7	KC	W	1	52	52.0	20.0	0	0	52	0
Dec 14	@ Car	L	5	241	48.2	39.8	1	0	57	0
Dec 21	Buf	L	0	0	0.0	0.0	0	0	0	0
Dec 28	@ SD	L	2	84	42.0	34.0	0	0	46	0
<b>Totals</b>		<b>8-8</b>	<b>46</b>	<b>2,150</b>	<b>46.7</b>	<b>37.8</b>	<b>4</b>	<b>13</b>	<b>64</b>	<b>0</b>

## 2009 Denver Broncos/Tennessee Titans

Date	Opp	W/L	No	Yds	Avg	Net	TB	In 20	Lg	Blk
Sept 13	@ Cin	W	8	340	42.5	36.4	0	3	56	0
Sept 20	Cle	W	2	109	54.5	42.5	0	1	57	0
Sept 27	@ Oak	W	2	81	40.5	27.0	1	0	48	0
Oct 4	Dal	W	6	305	50.8	41.7	2	2	62	0
Oct 11	NE	W	5	231	46.2	37.8	1	2	64	0
Oct 19	@ SD	W	4	179	44.8	15.5	2	1	50	0
Nov 1	Jax	W	4	193	48.3	43.3	1	3	55	0
Nov 8	@ SF	W	5	217	43.4	44.0	0	2	57	0
Nov 15	Buf	W	3	119	39.7	31.3	0	2	58	0
Nov 23	@ Hou	W	4	176	44.0	41.5	0	2	51	0
Nov 29	Ari	W	4	184	46.0	41.3	1	2	56	0
Dec 6	@ Ind	L	2	78	39.0	39.0	0	1	46	0
Dec 13	StL	W	3	115	38.3	36.3	0	1	54	0
Dec 20	Mia	W	5	244	48.8	44.0	1	2	59	0
Dec 25	SD	L	3	125	41.7	39.7	0	2	46	0
Jan 3	@ Sea	W	4	214	53.5	46.5	1	1	67	0
<b>Totals</b>		<b>14-2</b>	<b>64</b>	<b>2,910</b>	<b>45.5</b>	<b>38.5</b>	<b>10</b>	<b>27</b>	<b>67</b>	<b>0</b>

\* First six games with Denver; final 10 games with Tennessee

## 2010 Tennessee Titans

Date	Opp	W/L	No	Yds	Avg	Net	TB	In 20	Lg	Blk
Sept 12	Oak	W	4	200	50.0	44.5	0	2	60	0
Sept 19	Pit	L	5	244	48.8	42.2	0	1	57	0
Sept 26	@ NYG	W	5	214	42.8	36.6	1	1	55	0
Oct 3	Den	L	6	245	40.8	31.5	1	0	60	0
Oct 10	@ Dal	W	5	174	34.8	34.6	0	2	45	0
Oct 18	@ Jax	W	2	98	49.0	50.0	0	1	51	0
Oct 24	Phi	W	4	192	48.0	44.0	0	0	68	0
Oct 31	@ SD	L	6	279	46.5	44.2	0	4	63	0
Nov 14	@ Mia	L	5	209	41.8	37.8	1	2	52	0
Nov 21	Was	L	5	169	33.8	31.4	0	2	51	0
Nov 28	@ Hou	L	7	328	46.9	43.6	0	2	56	0
Dec 5	Jax	L	2	72	36.0	36.0	0	0	40	0
Dec 9	Ind	L	4	165	41.3	41.3	0	0	46	0
Dec 19	Hou	W	4	150	37.5	34.5	0	2	46	0
Dec 26	@ KC	L	8	352	44.0	37.0	1	3	58	0
Jan 2	@ Ind	L	5	211	42.2	42.2	0	2	48	0
<b>Totals</b>		<b>6-10</b>	<b>77</b>	<b>3,302</b>	<b>42.9</b>	<b>39.1</b>	<b>4</b>	<b>24</b>	<b>68</b>	<b>0</b>

## 2011 Tennessee Titans

Date	Opp	W/L	No	Yds	Avg	Net	TB	In 20	Lg	Blk
Sept 11	@ Jax	L	7	291	41.6	34.3	1	2	48	0
Sept 18	Bal	W	3	119	39.7	38.3	0	2	55	0
Sept 25	Den	W	4	176	44.0	32.3	0	0	62	0
Oct 2	@ Cle	W	6	237	39.5	36.5	0	2	64	0
Oct 9	@ Pit	L	4	169	42.3	42.3	0	1	44	0
Oct 23	Hou	L	7	319	45.6	42.7	1	2	54	0
Oct 30	Ind	W	8	330	41.3	34.1	2	2	55	0
Nov 6	Cin	L	7	320	45.7	41.6	1	1	54	0
Nov 13	@ Car	W	5	221	44.2	38.2	1	1	48	0
Nov 20	@ Atl	L	5	225	45.0	39.6	0	0	57	0
Nov 27	TB	W	3	88	29.3	29.3	0	3	41	0
Dec 4	@ Buf	W	5	239	47.8	45.8	0	4	57	0
Dec 11	NO	L	5	226	45.2	37.6	1	1	52	0
Dec 18	@ Ind	L	7	329	47.0	45.0	0	3	58	0
Dec 24	Jax	W	4	172	43.0	41.8	0	3	51	0
Jan 1	@ Hou	W	6	286	47.7	45.8	0	4	58	0
<b>Totals</b>		<b>9-7</b>	<b>86</b>	<b>3,747</b>	<b>43.6</b>	<b>39.4</b>	<b>7</b>	<b>31</b>	<b>64</b>	<b>0</b>

## 2012 Tennessee Titans

Date	Opp	W/L	No	Yds	Avg	Net	TB	In 20	Lg	Blk
Sept 9	NE	L	4	209	52.3	45.5	0	2	56	0
Sept 16	@ SD	L	7	361	51.6	48.6	1	3	63	0
Sept 23	Det	W	1	41	41.0	41.0	0	0	41	0
Sept 30	@ Hou	L	7	326	46.6	41.7	0	2	60	0
Oct 7	@ Min	L	6	256	42.7	42.8	0	3	53	0
Oct 11	Pit	W	5	261	52.2	44.8	1	2	61	0
Oct 21	@ Buf	W	3	124	41.3	34.7	1	2	57	0
Oct 28	Ind	L	3	130	43.3	39.0	0	1	61	0
Nov 4	Chi	L	6	299	49.8	30.0	1	1	59	1
Nov 11	@ Mia	W	4	208	52.0	48.0	0	3	71	0
Nov 25	@ Jax	L	4	201	50.3	49.0	0	1	57	0
Dec 2	Hou	L	6	303	50.5	39.3	0	2	70	0
Dec 9	@ Ind	L	3	165	55.0	47.0	0	1	57	0
Dec 17	NYJ	W	10	391	39.1	36.4	1	4	55	0
Dec 23	@ GB	L	8	376	47.0	34.4	0	2	54	0
Dec 30	Jax	W	4	204	51.0	35.8	0	1	55	1
<b>Totals</b>		<b>6-10</b>	<b>81</b>	<b>3,855</b>	<b>47.6</b>	<b>40.4</b>	<b>5</b>	<b>30</b>	<b>71</b>	<b>2</b>

## 2013 Tennessee Titans

Date	Opp	W/L	No	Yds	Avg	Net	TB	In 20	Lg	Blk
Sept 8	@ Pit	W	5	208	41.6	41.4	0	4	55	0
Sept 15	@ Hou	L	8	382	47.8	46.6	0	1	54	0
Sept 22	SD	W	3	140	46.7	44.3	0	2	63	0
Sept 29	NYJ	W	7	293	41.9	40.9	0	4	54	0
Oct 6	KC	L	6	272	45.3	38.8	0	2	56	0
Oct 13	@ Sea	L	4	140	35.0	31.3	0	1	46	0
Oct 20	SF	L	6	263	43.8	43.8	0	3	55	0
Nov 3	@ StL	W	5	228	45.6	35.0	1	1	55	0
Nov 10	Jax	L	5	219	43.8	42.6	0	1	53	0
Nov 14	Ind	L	3	117	39.0	34.0	0	0	48	0
Nov 24	@ Oak	W	4	163	40.8	29.0	0	1	49	1
Dec 1	@ Ind	L	6	222	37.0	32.2	0	4	35	0
Dec 8	@ Den	L	4	201	50.3	43.5	0	0	62	0
Dec 15	Ari	L	3	145	48.3	48.3	0	2	51	0
Dec 22	@ Jax	W	3	140	46.7	38.7	1	0	50	0
Dec 29	Hou	W	6	253	42.2	42.2	0	6	56	0
<b>Totals</b>		<b>7-9</b>	<b>78</b>	<b>3,386</b>	<b>43.4</b>	<b>39.7</b>	<b>2</b>	<b>32</b>	<b>63</b>	<b>1</b>

## 2014 Tennessee Titans

Date	Opp	W/L	No	Yds	Avg	Net	TB	In 20	Lg	Blk
Sept 7	@ KC	W	6	304	50.7	42.8	0	3	63	0
Sept 14	Dal	L	5	225	45.0	38.0	1	1	54	0
Sept 21	@ Cin	L	4	141	35.3	25.3	2	0	45	0
Sept 28	@ Ind	L	6	265	44.2	41.8	0	2	55	0
Oct 5	Cle	L	4	188	47.0	34.8	0	1	54	1
Oct 12	Jax	W	5	249	49.8	39.8	2	3	69	0
Oct 19	@ Was	L	5	196	39.2	39.0	0	2	44	0
Oct 26	Hou	L	6	310	51.7	48.7	0	2	62	0
Nov 9	@ Bal	L	8	414	51.8	48.8	0	0	58	0
Nov 17	Pit	L	4	141	35.3	31.8	0	2	51	0
Nov 23	@ Phi	L	6	294	49.0	40.7	0	2	57	0
Nov 30	@ Hou	L	5	226	45.2	41.2	0	2	58	0
Dec 7	NYG	L	6	284	47.3	39.2	0	1	55	0
Dec 14	NYJ	L	6	295	49.2	45.3	0	3	56	0
Dec 18	@ Jax	L	5	203	40.6	34.4	1	1	51	0
Dec 28	Ind	L	7	383	54.7	46.1	1	3	79	0
<b>Totals</b>		<b>2-14</b>	<b>88</b>	<b>4,118</b>	<b>46.8</b>	<b>40.8</b>	<b>7</b>	<b>28</b>	<b>79</b>	<b>1</b>

## 2015 Tennessee Titans

Date	Opp	W/L	No	Yds	Avg	Net	TB	In 20	Lg	Blk
Sept 13	@ TB	W	4	189	47.3	43.0	0	1	57	0
Sept 20	@ Cle	L	6	298	49.7	24.0	0	1	55	0
Sept 27	Ind	L	5	212	42.4	42.4	0	2	49	0
Oct 11	Buf	L	6	251	41.8	31.8	1	3	58	0
Oct 18	Mia	L	3	125	41.7	39.7	0	2	61	0
Oct 25	Atl	L	7	305	43.6	41.9	0	5	54	0
Nov 1	@ Hou	L	7	349	49.9	45.9	0	3	60	0
Nov 8	@ NO	W	5	253	50.6	46.4	0	2	56	0
Nov 15	Car	L	5	259	51.8	39.				

# BRETT KERN'S GAME-BY-GAME CONT.

## 2016 Tennessee Titans

Date	Opp	W/L	No	Yds	Avg	Net	TB	In 20	Lg	Blk
Sept 11	Min	L	5	231	46.2	38.4	1	1	64	0
Sept 18	@ Det	W	3	142	47.3	39.7	0	1	54	0
Sept 25	Oak	L	6	311	51.8	45.5	0	3	62	0
Oct 2	@ Hou	L	5	257	51.4	30.6	1	1	71	0
Oct 9	@ Mia	W	5	175	35.0	17.8	0	3	51	0
Oct 16	Cle	W	5	225	45.0	43.8	0	3	52	0
Oct 23	Ind	L	4	188	47.0	42.5	0	3	62	0
Oct 27	Jax	W	4	155	38.8	38.8	0	2	44	0
Nov 6	@ SD	L	4	182	45.5	44.8	0	1	55	0
Nov 13	GB	W	4	166	41.5	38.0	0	0	46	0
Nov 20	@ Ind	L	5	219	43.8	37.4	1	1	57	0
Nov 27	@ Chi	W	4	177	44.3	43.3	0	2	47	0
Dec 11	Den	W	7	308	44.0	38.1	1	3	61	0
Dec 18	@ KC	W	4	142	35.5	34.8	0	0	38	0
Dec 24	@ Jax	L	7	313	44.7	43.3	0	3	54	0
Jan 1	Hou	W	5	211	42.2	41.0	0	5	48	0
<b>Totals</b>		<b>9-7</b>	<b>77</b>	<b>3,402</b>	<b>44.2</b>	<b>38.6</b>	<b>4</b>	<b>32</b>	<b>71</b>	<b>0</b>

## 2017 Tennessee Titans

Date	Opp	W/L	No	Yds	Avg	Net	TB	In 20	Lg	Blk
Sept 10	Oak	L	4	188	47.0	40.8	1	2	53	0
Sept 17	@ Jax	W	3	125	41.7	40.3	0	0	42	0
Sept 24	Sea	W	6	341	56.8	48.2	1	2	66	0
Oct 1	@ Hou	L	5	246	49.2	48.4	0	1	54	0
Oct 8	@ Mia	L	10	549	54.9	50.2	0	4	71	0
Oct 16	Ind	W	1	44	44.0	44.0	0	1	44	0
Oct 22	@ Cle	W	4	208	52.0	43.8	1	2	58	0
Nov 5	Bal	W	5	256	51.2	46.8	0	3	56	0
Nov 12	Cin	W	6	339	56.5	42.2	2	1	74	0
Nov 16	@ Pit	L	3	142	47.3	39.7	0	0	54	0
Nov 26	@ Ind	W	3	139	46.3	46.3	0	1	58	0
Dec 3	Hou	W	4	199	49.8	42.5	0	2	59	0
Dec 10	@ Ari	L	6	313	52.2	46.7	0	2	58	0
Dec 17	@ SF	L	2	111	55.5	49.5	0	1	59	0
Dec 24	LAR	L	4	145	36.3	35.5	0	2	62	0
Dec 31	Jax	W	9	383	42.6	41.1	0	4	70	0
<b>Totals</b>		<b>9-7</b>	<b>75</b>	<b>3,728</b>	<b>49.7</b>	<b>44.6</b>	<b>5</b>	<b>28</b>	<b>74</b>	<b>0</b>
<b>Playoffs</b>										
Jan 6	@ KC	W	3	131	43.7	41.0	0	2	57	0
Jan 13	@ NE	L	7	316	45.1	41.3	0	2	62	0
<b>Totals</b>		<b>1-1</b>	<b>10</b>	<b>447</b>	<b>44.7</b>	<b>41.2</b>	<b>0</b>	<b>4</b>	<b>62</b>	<b>0</b>

## 2018 Tennessee Titans

Date	Opp	W/L	No	Yds	Avg	Net	TB	In 20	Lg	Blk
Sept 9	@ Mia	L	4	179	44.8	44.5	0	4	55	0
Sept 16	Hou	W	5	261	52.2	47.2	0	1	62	0
Sept 23	@ Jax	W	6	280	46.7	41.5	1	3	54	0
Sept 30	Phi	W	5	254	50.8	38.4	1	2	58	0
Oct 7	@ Buf	L	2	106	53.0	49.0	0	1	61	0
Oct 14	Bal	L	9	375	41.7	36.1	0	3	52	0
Oct 21	@ LAC	L	2	103	51.5	44.5	0	0	54	0
Nov 5	@ Dal	W	1	45	45.0	38.0	0	1	45	0
Nov 11	NE	W	5	241	48.2	42.2	0	2	55	0

Nov 18	@ Ind	L	6	296	49.3	38.5	0	3	58	0
Nov 26	@ Hou	L	6	298	49.7	43.5	0	2	59	0
Dec 2	NYJ	W	6	266	44.3	34.6	1	1	53	1
Dec 6	Jax	W	2	118	59.0	59.0	0	1	62	0
Dec 16	@ NYG	W	5	220	44.0	43.6	0	5	57	0
Dec 22	Was	W	4	169	42.3	42.3	0	4	50	0
Dec 30	Ind	L	6	272	45.3	45.3	0	6	58	0
<b>Totals</b>		<b>9-7</b>	<b>74</b>	<b>3,483</b>	<b>47.1</b>	<b>41.7</b>	<b>3</b>	<b>39</b>	<b>62</b>	<b>1</b>

## 2019 Tennessee Titans

Date	Opp	W/L	No	Yds	Avg	Net	TB	In 20	Lg	Blk
Sept 8	@ Cle	W	6	277	46.2	43.2	0	3	70	0
Sept 15	Ind	L	6	288	48.0	41.0	0	2	61	0
Sept 19	@ Jax	L	8	372	46.5	40.1	2	4	63	0
Sept 29	@ Atl	W	5	225	45.0	44.6	0	5	53	0
Oct 6	Buf	L	6	300	50.0	49.7	0	1	56	0
Oct 13	@ Den	L	9	424	47.1	41.8	0	8	61	0
Oct 20	LAC	W	2	84	42.0	42.0	0	2	50	0
Oct 27	TB	W	5	248	49.6	40.6	0	1	61	0
Nov 3	@ Car	L	3	139	46.3	42.7	0	0	53	0
Nov 10	KC	W	4	204	51.0	49.8	0	2	65	0
Nov 24	Jax	W	3	132	44.0	45.7	0	1	49	0
Dec 1	@ Ind	W	5	244	48.8	42.4	0	4	65	0
Dec 8	@ Oak	W	2	102	51.0	45.0	0	0	55	0
Dec 15	Hou	L	3	145	48.3	48.3	0	1	52	0
Dec 22	NO	L	7	299	42.7	39.7	0	1	55	0
Dec 29	@ Hou	W	4	189	47.3	41.0	0	2	58	0
<b>Totals</b>		<b>9-7</b>	<b>78</b>	<b>3,672</b>	<b>47.1</b>	<b>43.1</b>	<b>2</b>	<b>37</b>	<b>70</b>	<b>0</b>
<b>Playoffs</b>										
Jan 4	@ NE	W	6	275	45.8	42.0	0	4	58	0
Jan 11	@ Bal	W	6	315	52.5	39.2	4	1	63	0
Jan 19	@ KC	L	3	139	46.3	44.0	0	1	53	0
<b>Totals</b>		<b>2-1</b>	<b>15</b>	<b>729</b>	<b>48.6</b>	<b>41.3</b>	<b>4</b>	<b>6</b>	<b>63</b>	<b>0</b>

## 2020 Tennessee Titans

Date	Opp	W/L	No	Yds	Avg	Net	TB	In 20	Lg	Blk
Sept 14	@ Den	W	4	204	51.0	47.0	0	2	66	0
Sept 20	Jax	W	3	122	40.7	40.7	0	3	57	0
Sept 27	@ Min	W	3	143	47.7	41.0	1	1	59	0
Oct 13	Buf	W	3	128	42.7	43.0	0	3	55	0
Oct 18	Hou	W	1	54	54.0	54.0	0	0	54	0
Oct 25	Pit	L	4	242	60.5	39.8	0	1	63	0
Nov 1	@ Cin	L	2	72	36.0	26.0	1	1	36	0
Nov 8	Chi	W	IR							
Nov 12	Ind	L	IR							
Nov 22	@ Bal	W	IR							
Nov 29	@ Ind	W	4	160	40.0	40.0	0	4	48	0
Dec 6	Cle									
Dec 13	@ Jax									
Dec 20	Det									
Dec 27	@ GB									
Jan 3	@ Hou									
<b>Totals</b>		<b>8-3</b>	<b>24</b>	<b>1,125</b>	<b>46.9</b>	<b>41.1</b>	<b>2</b>	<b>15</b>	<b>66</b>	<b>0</b>

## BRETT KERN'S NFL STATISTICS

### REGULAR SEASON

Year	Team	GP	No.	PUNTING								
				Yds	Avg	Ret	Yds	TB	In	Lg	Blk	Net
2008	Denver	16	46	2,150	46.7	28	330	4	13	64	0	37.8
2009	Denver/Tennessee	16	64	2,910	45.5	27	249	10	27	67	0	38.5
2010	Tennessee	16	77	3,302	42.9	35	214	4	24	68	0	39.1
2011	Tennessee	16	86	3,747	43.6	36	221	7	31	64	0	39.4
2012	Tennessee	16	81	3,855	47.6	39	405	5	30	71	2	40.4
2013	Tennessee	16	78	3,386	43.4	35	210	2	32	63	1	39.7
2014	Tennessee	16	88	4,118	46.8	43	350	7	28	79	1	40.8
2015	Tennessee	16	88	4,175	47.4	47	605	1	34	61	0	40.3
2016	Tennessee	16	77	3,402	44.2	36	347	4	32	71	0	38.6
2017	Tennessee	16	75	3,728	49.7	40	286	5	28	74	0	44.6
2018	Tennessee	16	74	3,483	47.1	33	296	3	39	62	1	41.7
2019	Tennessee	16	78	3,672	47.1	30	269	2	37	70	0	43.1
2020	Tennessee	8	24	1,125	46.9	8	98	2	15	66	0	41.1
<b>NFL Totals</b>		<b>200</b>	<b>936</b>	<b>43,053</b>	<b>46.0</b>	<b>437</b>	<b>3,880</b>	<b>56</b>	<b>370</b>	<b>79</b>	<b>5</b>	<b>40.4</b>

### PLAYOFFS

Year	Team	GP	No.	PUNTING								
				Yds	Avg	Ret	Yds	TB	In	Lg	Blk	Net
2017	Tennessee	2	10	447	44.7	5	35	0	4	62	0	41.2
2019	Tennessee	3	15	729	48.6	3	30	4	6	63	0	41.3
<b>NFL Totals</b>		<b>5</b>	<b>25</b>	<b>1176</b>	<b>47.0</b>	<b>8</b>	<b>65</b>	<b>4</b>	<b>10</b>	<b>63</b>	<b>0</b>	<b>41.2</b>

#### Single-Game Highs

Punts - 10 (Twice, last at Miami 10/8/17)  
 Yards - 549 at Miami (10/8/17)  
 Gross Avg. - **60.5 vs. Pittsburgh (10/25/20)**  
 Net Avg. - 50.2 at Miami (10/8/17)  
 Long Punt - 79 vs. Indianapolis (12/28/14)  
 In20 - 8 at Denver (10/13/19)

#### Additional Statistics

Rushing - 1 rush for 21 yards vs. Denver (9/25/11); 1 for 0 yards vs. Tampa Bay (10/27/19)  
 Pass Attempts - 1 for 1 for 11 yards vs. L.A. Chargers (10/20/19); 0 for 1 vs. Houston (12/15/19)  
 Tackles - 1 (2012), 1 (2018)

#### Playoff Single-Game Highs

Punts - 7 at New England (1/13/18)  
 Yards - 316 at New England (1/13/18)  
 Gross Avg. - 52.5 at Baltimore (1/11/20)  
 Net Avg. - 44.0 at Kansas City (1/19/20)  
 Long Punt - 63 at Baltimore (1/11/20)  
 In20 - 4 at New England (1/4/20)

#### Additional Playoff Statistics

Pass Attempts - 1 for 1 for 28 yards at Kansas City (1/19/20); **0 for 1 vs. Pittsburgh (10/25/20)**



# 33 DESMOND KING II

CORNERBACK • 5'10" • 201 LBS • COLLEGE: IOWA  
ACQUIRED: TRADE (LAC) - 2020 • NFL EXPERIENCE (NFL/TITANS): 4/1  
HOMETOWN: DETROIT, MICH.  
GAMES PLAYED/GAMES STARTED: 57/26 (PLAYOFFS: 2/2)



**PRO:** The Titans acquired Desmond King II from the Los Angeles Chargers prior to the 2020 trade deadline. The 5-foot-10-inch, 201-pound playmaker appeared in 53 games with Los Angeles and earned Associated Press All-Pro honors as both a cornerback and punt returner. The University of Iowa product is a skilled cover corner that has excelled in the slot and is also a willing tackler and blitzer. King II is also an accomplished return specialist having returned two punts for touchdowns during his NFL career.

### CAREER HIGHLIGHTS:

- In 2018, King II was named first-team All-Pro at defensive back and a second-team All-Pro at punt returner by the Associated Press.
- With four sacks as a rookie in 2017, King II became the second defensive back to post at least four sacks as a rookie (Bill Bates, 1983).
- King became just the sixth player in NFL history and second defensive back ever to post multiple pick-sixes and at least four sacks over the first two seasons of his career (S Roy Williams, 2002-03).

### TITANS TIDBITS:

- King founded the King Kares Foundation in 2017, which provides financial support to underprivileged families in the Detroit area. After establishing itself, King Kares Foundation will expand its financial assistance to Eastern Iowa and Southern California.
- In May 2020 during the COVID-19 pandemic, King and his foundation delivered 100 meals to medical professionals at Placentia-Linda Hospital in Placentia, Calif. Additionally, this past Thanksgiving King and his foundation provided 400 ready-to-cook meals to children and their families of Boys & Girls Clubs in the area. Most recently, King Kares held a backpack giveaway in Detroit on July 18, 2020, where recipients received the backpacks filled with notebooks, pencils, football gear and other supplies.
- King is an avid bowler and participates in a bowling league. He has a lifetime high score of 215.

### CAREER TRANSACTIONS:

- The Detroit, Mich., native was originally selected by the Los Angeles Chargers in the fifth round (151st overall) of the 2017 NFL Draft.
- Traded by the Chargers to the Titans on Nov. 2, 2020 for a Titans 2021 sixth-round draft choice.

### SEASON RECAPS:

**2020 (6/3 - Los Angeles Chargers; 4/3 - Tennessee):** Saw action in six games with three starts as the nickel back with the Chargers and posted 23 tackles, a sack and a special teams stop. Traded to the Titans on Nov. 2. Has tied for the team lead in passes defended once at 2020 (at BAL).  
• Against Kansas City (9/20), played as a reserve at cornerback and notched six tackles.  
• Against Jacksonville (10/25), recorded four tackles, including a sack. Dropped Gardner Minshew II for a sack in the second quarter.  
• Against Chicago (11/8), made his Titans debut as a starter at cornerback and tallied two tackles and a fumble recovery returned for a score. Recovered a David Montgomery fumble that was forced by Jeffery Simmons and raced 63 yards for a touchdown in the third quarter.  
• Against Indianapolis (11/12), started as the nickel back and collected five tackles.  
• At Baltimore (11/22), saw action as a reserve at nickel back and totaled four tackles and two passes defended. Combined with Jayon Brown to

stuff Mark Ingram II for no gain on a rush off right tackle in the first quarter. Knocked down a pass intended for Willi Snead IV in the second quarter. Broke up a pass over the middle intended for Snead IV late in the fourth quarter.

- At Indianapolis (11/29), started as the nickel and recorded three tackles.

**2019 (15/7 - Los Angeles Chargers):** Played in 15 games, starting seven as the third cornerback and one at safety. Was inactive for another contest. Totaled 54 tackles, 2.5 sacks and four tackles for loss. Broke up a pass, forced a fumble and recovered a fumble. Returned 16 kickoffs for 331 yards (20.7 avg.), including a 43-yarder, to reach 1,000 career kickoff return yards. Added 21 punt returns for 118 yards (5.6 avg.), including one that he took 68 yards for a touchdown. Posted a special teams tackle.  
• Against Indianapolis (9/8), recorded three tackles and a tackle for loss. Shed the block of Anthony Castonzo in the first quarter to run Marlon Mack out of bounds for a three-yard loss. Returned a kickoff 43 yards and returned a punt.

- At Miami (9/29), posted four tackles. Recorded a single-game career-high 2.5 sacks for 14 yards. Beat Kenyan Drake late in the first half to split a sack with Joey Bosa. On one of the solo sacks, sprinted up in the face of Josh Rosen to bring him down for a five-yard sack as the quarterback rolled to his right. Added a forced fumble.
- Against Denver (10/6), returned a punt for a 68-yard touchdown to become the eighth Charger with multiple touchdowns on punt returns while with the team.

**2018 (16/8, 2/2 - Los Angeles Chargers):** Recognized by The Associated Press as a first-team All-Pro as a defensive back and second-team All-Pro as a punt returner. Appeared in 16 games with eight starts as the third corner and recorded 60 tackles, four tackles for loss, 13 passes defended and a fumble recovery. Registered three interceptions, returning them for a total of 75 yards, including one for a 42-yard touchdown. Became just the sixth player in NFL history and second defensive back ever to post multiple pick-sixes and at least four sacks over the first two seasons of his career (S Roy Williams, 2002-03). Added 23 punt returns for 318 yards, including a 73-yarder that went for a score. Forced a fumble and posted a tackle on kickoff coverage. Returned 22 kickoffs for 522 yards. Started both postseason games as the team's nickel back and recorded 10 tackles, a one-yard sack and a tackle for loss. Posted six kickoff returns for 179 yards (29.8 avg.), including a 72-yarder. Returned five punts for 46 yards (9.2 avg.), including a 33-yarder to set a record for the longest in Chargers postseason history.

- At Los Angeles Rams (9/23), started as the nickel and posted five tackles and a tackle for loss. Recovered a first quarter fumble by Todd Gurley II after he was stripped by Brandon Mebane, marking the first recovery of his career.
- At Cleveland (10/14), started as the third cornerback and set a single-game career high with two interceptions. On the first pick, undercut Jarvis Landry and returned the interception 33 yards to the Cleveland 10-yard line. Picked off his second pass of the day in the fourth quarter after jumping a hitch-route by David Njoku.
- At Seattle (11/4), named AFC Defensive Player of the Week for his performance in a Week 9 win over the Seahawks. Totaled three pass breakups and an interception in the fourth quarter that he returned for a touchdown. On the play, jumped the route of David Moore along the left sideline to pick off Russell Wilson and return it for the 42-yard score.
- At Pittsburgh (12/2), posted 10 tackles and a pair of passes defended. Dove to break up a pass on a crossing-route by JuJu Smith-Schuster in the second quarter. In the fourth quarter, dove to undercut a route by Jesse



James. Earned AFC Special Teams Player of the Week honors in a Week 13 victory after registering a 73-yard punt return for a score. Added two tackles on special teams.

- At Denver (12/30), posted five tackles and a tackle for loss. Forced a fumble on kickoff coverage and recorded a special teams tackle. Punched the ball away from River Cracraft on kickoff coverage in the fourth quarter, forcing a turnover after it was recovered by Brandon Facyson along the sideline with a diving effort.
- At Baltimore (1/6), registered three tackles, a sack and a tackle for loss in the Wild Card matchup. Contained Lamar Jackson on a passing play before beating the block of Maxx Williams to record the one-yard sack as Jackson began to scramble. Returned four punts for 46 yards (11.5 avg.), including a 33-yarder that set a record as the longest in Chargers postseason history. Recorded a 72-yard kickoff return, the second-longest in team postseason history.
- At New England (1/13), posted seven tackles after starting as the third cornerback in the divisional playoffs. Added a special teams tackle.

**2017 (16/4 - Los Angeles Chargers):** Appeared in all 16 games, starting four contests as the third cornerback. Registered 71 tackles, including four sacks and six tackles for loss. Posted a 90-yard pick-six on his first interception of his career. With four sacks, tied Rodney Harrison (1997, '98) for the second-most sacks by a defensive back in a single season in Chargers history. Became the first defensive back since 1997 to post at least 3.5 sacks as a rookie and the second-ever to have four (Bill Bates, 1983). Posted seven special teams tackles on kickoff coverage, pinning opponents inside the 20-yard line once. Registered 17 kickoff returns for 353 yards (20.8 avg.) and a two-yard punt return.

- At Denver (9/11), made his NFL debut, appearing on three defensive snaps and nine special teams plays. Broke up a pass from Trevor Siemian intended for Bennie Fowler III that ended up being intercepted by Adrian Phillips.
- Against Miami (9/17), started first game of his career as the third cornerback and registered five tackles, including a tackle for loss. Dropped WR Jarvis Landry for a seven-yard loss on an end-around run in the first quarter.
- At New England (10/29), started the third game of his career as the nickel back, finishing with four solo tackles, the first sack of his career, a tackle for loss and a pass defensed. Broke up a third-down pass at the end of the first half from Tom Brady intended for Danny Amendola in the middle of the field to force a New England field goal. In the third quarter, sacked Brady for zero yards, registering the first sack of his career.
- At Jacksonville (11/12), posted five solo tackles, including a sack. Chased down Blake Bortles for a zero-yard sack in the third quarter.
- At Dallas (11/23), registered three solo tackles, a 90-yard pick-six on his first interception of his career and two special teams tackles on kickoff coverage. Jumped in front of a fourth quarter pass from Dak Prescott intended for Cole Beasley in the left flat and returned it 90 yards for a score.
- Against Cleveland (12/3), posted a then-career-high six solo tackles, including two tackles for loss and a five-yard sack. Came off the edge to bring down DeShone Kizer for his third sack of the season. Returned three kickoffs for 82 yards (27.3 avg.), including a career-long 44-yard return.
- Against Washington (12/10), started as the third cornerback, setting a career high with 10 tackles while adding a six-yard sack, a tackle for loss and a pass defensed. Broke up a pass from Kirk Cousins to Vernon Davis by putting his helmet on the football as Davis tried to corral the pass. On third down in the third quarter, dropped Cousins to the ground for the sack.

#### **COLLEGE:**

- Played four seasons (2013-16) at Iowa, setting school records with 53 games played and 51 starts. Was the only Big Ten player in a 20-year stretch with 12-plus interceptions and over 1,500 combined return yards. Finished his career as one of two players in Iowa history with three career interceptions returned for touchdowns.
- In 2015, received the Jim Thorpe Award, which is annually given to the nation's best defensive back. Also won the Jack Tatum Award, presented by the Touchdown Club of Columbus, as the best defensive back in college football. Also received the Tatum-Woodson Big Ten Conference Defensive Back of the Year Award while winning Iowa's Most Valuable Player on defense and the Reggie Roby Special Teams Award
- As a senior (2016), started all 13 games at cornerback and recorded 58 tackles, with 3.5 tackles for loss. Shared the team lead with three interceptions and ranked second with seven pass break-ups. Averaged

10.2 yards on 26 punt returns and 27.8 yards on 27 kickoff returns.

- As a junior (2015), started all 14 games at cornerback and recorded 72 tackles and eight interceptions for 118 yards and one touchdown. Led the team with 13 pass break-ups. Averaged 14.2 yards on 17 punt returns and 24.4 yards on 29 kickoff returns.
- As a sophomore (2014), started all 13 games and recorded 64 tackles. Shared the team lead with three interceptions for 72 yards and one touchdown. Also had five pass break-ups and two tackles for loss.
- As a true freshman (2013), saw action in all 13 games, with 12 starts and recorded 69 tackles, including three tackles for loss. Collected eight pass break-ups and two recovered fumbles
- Earned a degree with a double-major in African-American studies and broadcasting from Iowa.

#### **PERSONAL:**

- Earned first-team All-State honors as a junior and senior at East English Village Preparatory Academy in Detroit, Mich.
- Set a Michigan high school record with 29 career interceptions. Also played running back for the Bulldogs, setting a school record for career rushing yards.
- As a senior, ran for 2,360 yards and 33 touchdowns and posted 56 tackles and seven interceptions.
- Named first-team All-City for his sophomore, junior and senior seasons. Earned second-team All-State honors as a sophomore.
- Lettered four years in football and four years in track & field, competing in sprint events and relays.
- Follow King on Twitter at @blaqbadger14.
- Follow King on Instagram at @iiaam\_blaqbadger14.
- Born Desmond E. King II on Dec. 14, 1994 in Detroit, Mich.

## DESMOND KING II'S TITANS DEFENSIVE GAME-BY-GAME

### 2020 Tennessee Titans

Date	Opp	W/L	P/S	Tot	Solo	Asst	Sk	- Yds	QBP	TFL	Int	- Yds	-TD	PD	FF	FR	- Yds	SpT
Nov 8	Chi	W	S	2	2	0	0.0	0.0	0	0	0	0	0	0	0	1	63t	0
Nov 12	Ind	L	S	5	2	3	0.0	0.0	0	0	0	0	0	0	0	0	0	0
Nov 22	@ Bal	W	p	4	3	1	0.0	0.0	0	0	0	0	0	2	0	0	0	0
Nov 29	@ Ind	W	S	3	2	1	0.0	0.0	0	0	0	0	0	0	0	0	0	0
Dec 6	Cle																	

Dec 13 @ Jax  
 Dec 20 Det  
 Dec 27 @ GB  
 Jan 3 @ Hou

<b>Totals</b>	3-1	4/3	14	9	5	0.0	0.0	0	0	0	0	0	0	0	0	2	0	1	63t	0
---------------	-----	-----	----	---	---	-----	-----	---	---	---	---	---	---	---	---	---	---	---	-----	---

## DESMOND KING II'S TITANS RETURN GAME-BY-GAME

### 2020 Tennessee Titans

Date	Opp	W-L	P/S	PUNT RETURNS						KICKOFF RETURNS					
				No	FC	Yds	Avg	Lg	TD	No	Yds	Avg	Lg	TD	
Nov 8	Chi	W	S	0	0	0	-	0	0	0	0	0	-	0	0
Nov 12	Ind	L	S	0	0	0	-	0	0	0	0	-	0	0	
Nov 22	@ Bal	W	p	0	0	0	-	0	0	0	0	-	0	0	
Nov 29	@ Ind	W	S	0	0	0	-	0	0	0	0	-	0	0	
Dec 6	Cle														

Dec 13 @ Jax  
 Dec 20 Det  
 Dec 27 @ GB  
 Jan 3 @ Hou

<b>Totals</b>	3-1	4/3	0	0	0	0.0	0	0	0	0	0	0	0	0
---------------	-----	-----	---	---	---	-----	---	---	---	---	---	---	---	---

## DESMOND KING II'S NFL STATISTICS

### REGULAR SEASON

Year	Team	GP	GS	TACKLES							INTERCEPTIONS					FUMBLES			
				Tot	Solo	Asst	Sk	Yds	QBP	TFL	No	Yds	Lg	TD	PD	FF	FR	Yds	SpT
2017	L.A. Chargers	16	4	71	61	10	4.0	11.0	NA	6	1	90	90t	1	6	0	0	0	7
2018	L.A. Chargers	16	8	60	46	14	0.0	0.0	NA	4	3	75	42t	1	13	1	1	0	1
2019	L.A. Chargers	15	8	54	40	14	2.5	14.0	NA	4	0	0	0	0	1	1	1	13	1
2020	L.A. Chargers	6	3	23	18	5	1.0	0.0	NA	0	0	0	0	0	0	0	0	0	1
2020	Tennessee	4	3	14	9	5	0.0	0.0	0	0	0	0	0	2	0	1	63t	0	
<b>NFL Totals</b>		<b>57</b>	<b>26</b>	<b>222</b>	<b>174</b>	<b>48</b>	<b>7.5</b>	<b>25.0</b>	<b>0</b>	<b>14</b>	<b>4</b>	<b>165</b>	<b>90t</b>	<b>2</b>	<b>22</b>	<b>2</b>	<b>3</b>	<b>63t</b>	<b>10</b>

### REGULAR SEASON

Year	Team	PUNT RETURNS						KICKOFF RETURNS				
		No	FC	Yds	Avg	Lg	TD	No	Yds	Avg	Lg	TD
2017	L.A. Chargers	1	1	2	2.0	2	0	17	353	20.8	44	0
2018	L.A. Chargers	23	8	318	13.8	73t	1	22	522	23.7	40	0
2019	L.A. Chargers	21	11	118	5.6	68t	1	16	331	20.7	43	0
2020	L.A. Chargers	6	4	17	2.8	7	0	0	0	0.0	0	0
2020	Tennessee	0	0	0	0.0	0	0	0	0	0.0	0	0
<b>NFL Totals</b>		<b>51</b>	<b>24</b>	<b>455</b>	<b>8.9</b>	<b>73t</b>	<b>2</b>	<b>55</b>	<b>1,206</b>	<b>21.9</b>	<b>44</b>	<b>0</b>

### PLAYOFFS

Year	Team	GP	GS	TACKLES							INTERCEPTIONS					FUMBLES			
				Tot	Solo	Asst	Sk	Yds	QBP	TFL	No	Yds	Lg	TD	PD	FF	FR	Yds	SpT
2018	L.A. Chargers	2	2	10	6	4	1.0	1.0	NA	1	0	0	0	0	0	0	0	0	2
<b>NFL Totals</b>		<b>2</b>	<b>2</b>	<b>10</b>	<b>6</b>	<b>4</b>	<b>1.0</b>	<b>1.0</b>	<b>NA</b>	<b>1</b>	<b>0</b>	<b>0</b>	<b>0</b>	<b>0</b>	<b>0</b>	<b>0</b>	<b>0</b>	<b>0</b>	<b>2</b>

### PLAYOFFS

Year	Team	PUNT RETURNS						KICKOFF RETURNS				
		No	FC	Yds	Avg	Lg	TD	No	Yds	Avg	Lg	TD
2018	L.A. Chargers	5	1	46	9.2	33	0	6	179	29.8	72	0
<b>NFL Totals</b>		<b>5</b>	<b>1</b>	<b>46</b>	<b>9.2</b>	<b>33</b>	<b>0</b>	<b>6</b>	<b>179</b>	<b>29.8</b>	<b>72</b>	<b>0</b>

### Single-Game Highs

Tackles - 10 (Twice, last at Pittsburgh 12/2/18)  
 Interceptions - 2 at Cleveland (10/14/18)  
 Passes Defensed - 3 at Cleveland (10/14/18)  
 Sacks - 2.5 at Miami (9/29/19)  
 Tackles For Loss - 2 vs. Cleveland (12/3/17)  
 Forced Fumble - 1 (Twice, last at Miami 9/29/19)  
 Fumble Recoveries - **1 (Three times, last vs. Chicago 11/8/20)**  
 Punt Returns - 4 (Three times, last at Seattle 11/4/18)  
 Punt Return Yards - 82 vs. San Francisco (9/30/18)  
 Punt Return Long - 73t at Pittsburgh (12/2/18)  
 Punt Return Touchdowns - 1 (Twice, last vs. Denver 10/6/19)  
 Kickoff Returns - 3 (Five times, last vs. Arizona 11/25/18)  
 Kickoff Return Yards - 87 vs. Arizona (11/25/18)  
 Kickoff Return Long - 44 vs. Cleveland (12/3/17)

### Playoff Single-Game Highs

Tackles - 7 at New England (1/13/19)  
 Sacks - 1 at Baltimore (1/6/19)  
 Punt Returns - 4 at Baltimore (1/6/19)  
 Punt Return Yards - 46 at Baltimore (1/6/19)  
 Punt Return Long - 33 at Baltimore (1/6/19)  
 Kickoff Returns - 5 at New England (1/13/19)  
 Kickoff Return Yards - 107 at New England (1/13/19)  
 Kickoff Return Long - 72 at Baltimore (1/6/19)


### Additional Statistics

Defensive Touchdowns - 3 (90-yard interception return at Dallas, 11/23/17; 42-yard interception return at Seattle, 11/4/18; **63-yard fumble return vs. Chicago 11/8/20**)  
 Special Teams Forced Fumble - 1 at Denver (12/30/18)



# 58 HAROLD LANDRY III

OUTSIDE LINEBACKER • 6'2" • 252 LBS • COLLEGE: BOSTON COLLEGE  
ACQUIRED: 2ND ROUND - 2018 • NFL EXPERIENCE (NFL/TITANS): 3/3  
HOMETOWN: SPRING LAKE, N.C.  
GAMES PLAYED/GAMES STARTED: 42/30 (PLAYOFFS: 3/3)



**PRO:** The Titans traded up to select outside linebacker Harold Landry III with the 41st overall pick in the second round of the 2018 NFL Draft. The 6-foot-2-inch, 252-pound defender possesses a unique ability to bend the edge as a pass rusher and use his speed, athleticism and long arms to get to the quarterback. He finished his career at Boston College ranked second in school history with 26 career sacks.

### CAREER HIGHLIGHTS:

- In 2019, Landry started all 16 games and led the team with a career-high nine sacks. He started all three postseason games in 2019 and tallied a team-best eight quarterback pressures.
- In 2018, made his NFL debut and appeared in 15 games on the season. His 4.5 sacks tied for third on the team and his 18 quarterback pressures tied for second.

### TITANS TIDBITS:

- Landry could have entered the NFL Draft following his 16.5-sack junior season at Boston College. However, he chose to stay in school and received his degree in communications in December 2017.
- Landry enjoys traveling. One of his favorite getaways is Destin, Fla.
- He and his son, Greyson, share the same June 5 birthday.
- Landry's 26 career sacks at Boston College were exceeded in school history by only Mathias Kiwanuka (37.5 from 2002-05).
- In 2016, he set a Boston College record and led the nation with 16.5 sacks. His seven forced fumbles also ranked first nationally.

### CAREER TRANSACTIONS:

- The Spring Lake, N.C., native was selected by the Titans in the second round (41st overall) of the 2018 NFL Draft.

### SEASON RECAPS:

**2020 (11/11):** Leads the team with 4.5 sacks, 19 quarterback pressures and eight tackles for loss. Has led or tied for the team lead in sacks four times in 2020 (vs. BUF, vs. CHI, at BAL, at IND). Has led or tied for the team lead in quarterback pressures five times in 2020 (at DEN, vs. JAX, vs. BUF, vs. CHI, at BAL). Has tied for the team lead in passes defended twice in 2020 (vs. JAX, at CIN).

- At Denver (9/14), started at outside linebacker and collected four tackles, including a stop for loss and a team-best three quarterback pressures. Stopped Jerry Jeudy for a two-yard loss on a short pass in the fourth quarter.
- Against Jacksonville (9/20), started at outside linebacker and posted five tackles, an interception, three quarterback pressures and two passes defended. Came off the edge and deflected a pass intended for Collin Johnson in the second quarter. Sealed the victory by intercepting a Gardner Minshew II pass that was deflected by Jeffrey Simmons with 47 seconds remaining in the game.
- At Minnesota (9/27), started at outside linebacker and registered five tackles, three quarterback pressures and a pass defended. Broke up a pass intended for Kyle Rudolph in the opening quarter.
- Against Buffalo (10/13), started at outside linebacker and tallied three tackles, including a sack. Dipped through the middle and dropped Josh Allen for a 10-yard sack in the second quarter.
- Against Houston (10/18), started at outside linebacker and produced six tackles, including a half sack, a stop for loss and two quarterback pressures. Combined with DaQuan Jones to drop Deshaun Watson for a three-yard sack early in the first quarter. Shot through the line and dropped Duke Johnson for a two-yard loss on a rush up the middle early in the

second quarter.

- Against Pittsburgh (10/25), started at outside linebacker and registered three tackles, including a stop for loss and a quarterback pressure. Stuffed James Conner for a one-yard loss on a rush up the middle in the third quarter.
- At Cincinnati (11/1), started at outside linebacker and posted five tackles and a pass defended. Deflected a pass intended for A.J. Green in the final stanza.
- Against Chicago (11/8), started at outside linebacker and tallied four tackles, including a sack, a team-best four quarterback pressures and a pass defended. Sacked Nick Foles for a nine-yard loss in the third quarter. Drew an intentional grounding call with a pass rush on Foles in the third quarter. Broke up a third-and-four pass intended for Darnell Mooney in the final quarter.
- Against Indianapolis (11/12), started at outside linebacker and collected five tackles, including a stop for loss. Stuffed Jonathan Taylor for no gain on a rush up the middle in the first stanza. Dropped Jordan Wilkins for a two-yard loss on a rush off right tackle in the fourth quarter.
- At Baltimore (11/22), started at outside linebacker and totaled seven tackles, including a sack and a quarterback pressure. Combined with Rashaan Evans to stuff Lamar Jackson for no gain on a rush early in the fourth quarter. Dropped Jackson for a nine-yard sack on the second play from scrimmage in overtime to help force a three-and-out, which preceded the Titans' game-winning drive.
- At Indianapolis (11/29), started at outside linebacker and recorded a sack and a quarterback pressure. Dropped Jacoby Brissett for a nine-yard sack late in the fourth quarter.

**2019 (16/16, 3/3):** Started all 16 games at outside linebacker and led the team with a career-high nine sacks. Ranked second on the squad with a career-best 28 quarterback pressures. Also notched a career-high 81 tackles, four stops for loss, an interception, a forced fumble and two fumble recoveries. Started all three postseason contests and recorded eight tackles, a sack, a team-best eight quarterback pressures, a stop for loss and a pass defended. Led or tied for the team lead in sacks eight times in 2019 (vs. IND, at ATL, vs. BUF, vs. TB, at CAR, vs. KC, vs. JAX, at IND). Led or tied for the team lead in quarterback pressures nine times in 2019 (vs. LAC, at CAR, vs. KC, vs. JAX, at IND, vs. HOU, at NE, at BAL, at KC).

- Against Indianapolis (9/15), started at outside linebacker and tallied six tackles, including a sack, a tackle for loss and a fumble recovery. Recovered a Jacoby Brissett fumble midway through the third quarter. Dropped Marlon Mack for no gain on a rush off left end in the final quarter. Ended a Colts' drive by sacking Brissett on third-and-five in the fourth quarter. Stonewalled Mack for a three-yard loss on a rush off left guard in the fourth stanza.
- At Atlanta (9/29), started at outside linebacker and registered five tackles, including a team-best and career-high two sacks. Sacked Matt Ryan for a six-yard loss in the third quarter. Ended a Falcons' drive by dropping Ryan for a nine-yard sack on fourth-and-one in the third stanza.
- Against Buffalo (10/6), started at outside linebacker and notched seven tackles, including a sack, a stop for loss and a quarterback pressure. Ended a Bills' drive by coming off the edge and sacking Josh Allen for a six-yard loss on third-and-four early in the third quarter. Teamed with Reggie Gilbert to stuff Frank Gore for a one-yard loss on a rush off left end late in the fourth quarter.
- Against L.A. Chargers (10/20), started at outside linebacker and posted three tackles, while tying for the team lead with four quarterback pressures. Teamed with Jeffery Simmons to stonewall Melvin Gordon for a one-yard loss on a rush off right tackle in the opening quarter.



- Against Tampa Bay (10/27), started at outside linebacker and tallied five tackles, including a sack, a forced fumble and a fumble recovery. Combined with Kevin Byard to stuff Ronald Jones for a two-yard loss on a rush up the middle in the first quarter. Came off the edge and sacked Jameis Winston while forcing a fumble that he recovered at the Buccaneers' 36-yard line in the final stanza.
- At Carolina (11/3), started at outside linebacker and produced seven tackles, a sack, an interception, two quarterback pressures and a stop for loss. Collected his first career interception by picking off a Kyle Allen pass that was initially tipped by Kenny Vaccaro on third-and-nine in the opening stanza. Dropped Kyle Allen for an eight-yard sack early in the second quarter. Stonewalled Kyle Allen for a two-yard loss on a bootleg run late in the game.
- Against Kansas City (11/10), started at outside linebacker and registered three tackles, including a sack and a team-high three quarterback pressures. Registered a sack in his third consecutive game. Came off the edge and sacked Patrick Mahomes for an eight-yard loss late in the second quarter.
- Against Jacksonville (11/24), started at outside linebacker and notched eight tackles, including a sack and a team-high three quarterback pressures. Knocked the Jaguars out of field goal range by dropping Nick Foles for an eight-yard sack on third-and-15 in the opening stanza. Recorded his fourth consecutive game with at least one sack.
- At Indianapolis (12/1), started at outside linebacker and posted seven tackles, a sack and a team-best four quarterback pressures. Combined with Austin Johnson to stuff Jonathan Williams for a two-yard loss on a rush off right end late in the first quarter. Dropped Jacoby Brissett for a two-yard sack early in the third quarter. Extended his streak of consecutive games with a sack to five. Stonewalled Jordan Wilkins for no gain on a rush off left end late in the third quarter.
- At Oakland (12/8), started at outside linebacker and amassed five tackles and two quarterback pressures. Dropped Jalen Richard for no gain on a rush off left tackle in the second stanza.
- At Houston (12/29), started at outside linebacker and recorded three tackles and two quarterback pressures. Teamed with Kenny Vaccaro to stuff Taiwan Jones for no gain on a rush off right end in the third quarter.
- At New England (1/4), started at outside linebacker in his postseason debut and posted a tackle, a pass defended and a team-high three quarterback pressures. Halted a Patriots' drive by stuffing Elandon Roberts for no gain on a third-and-one rush in the second stanza. Broke up a pass intended for Mohamed Sanu Jr. late in the third quarter.
- At Baltimore (1/11), started at outside linebacker and recorded five tackles, including a sack, a stop for loss and three quarterback pressures. Ended a Ravens' drive by stuffing Lamar Jackson for no gain on a fourth-and-one quarterback sneak in the third quarter. Sacked Lamar Jackson for a one-yard loss on a scramble play late in the fourth quarter.

**2018 (15/3):** Played in 15 games (inactive at Miami 9/9) with three starts at outside linebacker as a rookie. Tied for third on the team with 4.5 sacks and tied for second on the squad with 18 quarterback pressures. Collected 46 tackles, two stops for loss, two passes defended and a forced fumble. Notched four special teams tackles on coverage units. Was inactive for the regular season opener. Led or tied for the team lead in sacks four times in 2018 (vs. PHI, at DAL, vs. WAS, vs. IND). Led or tied for the team lead in quarterback pressures three times in 2018 (at IND, at NYG, vs. IND). Tied for the team lead in special teams tackles once in 2018 (at BUF). Saw action in his first career NFL game against Houston (9/16/18). Registered his first career sack against Philadelphia (9/30/18). Made his first career start at N.Y. Giants (12/16/18).

- Against Houston (9/16), made his NFL debut as a reserve at outside linebacker and tallied a tackle and two quarterback pressures.
- At Jacksonville (9/23), played as a reserve at outside linebacker and posted three tackles and a quarterback pressure. Halted a Jaguars' drive by stonewalling T.J. Yeldon for no gain on a short pass on third-and-10 late in the second quarter.
- Against Philadelphia (9/30), played as a reserve at outside linebacker and notched four tackles, including a sack, a stop for loss, a forced fumble and a quarterback pressure. Dropped Jay Ajayi for a two-yard loss on a short pass in the first quarter. Came off the edge and strip-sacked Carson Wentz and the fumble was recovered by Derrick Morgan at the Eagles' 35-yard line early in the fourth quarter.
- At Dallas (11/5), played as a reserve at outside linebacker and posted four tackles, including a sack, a stop for loss and a quarterback pressure. Stuffed Ezekiel Elliott for a two-yard loss on a rush off left tackle in the first stanza. Halted a Cowboys' drive by dropping Dak Prescott for an eight-

yard sack in the fourth quarter.

- At Houston (11/26), saw action as a reserve at outside linebacker and recorded a career-best six tackles, including a half sack. Teamed with Bennie Logan to drop Alfred Blue for a two-yard loss on a rush off right tackle late in the third quarter. Ended a Texans' drive by combining with Brian Orakpo to sack Deshaun Watson for an eight-yard loss on third-and-three late in the third quarter.
- Against N.Y. Jets (12/2), played as a reserve at outside linebacker and tied a career-high with six tackles.
- At N.Y. Giants (12/16), made his first career NFL start at outside linebacker and posted two tackles and a team-best nine quarterback pressures in the Titans' first shutout win since 2000. Stuffed Saquon Barkley for no gain on a rush up the middle in the second quarter.
- Against Washington (12/22), started at outside linebacker and totaled five tackles, including a sack. Came off the edge and dropped Josh Johnson for a 10-yard sack on third-and-nine in the fourth quarter.
- Against Indianapolis (12/30), started at outside linebacker and registered four tackles, including a sack and a quarterback pressure. Halted a Colts' drive by coming off the edge and dropping Andrew Luck for a seven-yard sack on third-and-three early in the fourth quarter.

#### COLLEGE:

- In 46 career games playing defensive end for Boston College, he totaled 160 tackles, 26 sacks, 47.5 tackles for loss, seven passes defended, 10 forced fumbles, one fumble recovery and one interception. His sack total and tackles for loss total ranked second in Eagles history.
- As a senior (2017), played and started eight games before a season-ending ankle injury ended his year. Finished second on the team with five sacks and totaled 38 tackles, 8.5 tackles for loss and two passes defended. Named third-team All-ACC and SBNation honorable mention All-American.
- As a junior (2016), played in all 13 games and recorded 12 starts. Set the school's single-season record with 16.5 sacks, which led the nation. Recorded seven forced fumbles, which also led the country, while his 22 tackles for loss ranked fifth nationally and ranked second all-time for the Eagles. His numerous honors included Walter Camp second-team All-America, AP second-team All-America, Phil Steele fourth-team All-America, second-team All-ACC (Atlantic Coast Sports Media Association and head coaches), AP and Phil Steele first-team All-ACC, the Division I Gold Helmet of the Year and the George "Bulger" Lowe awards.
- As a sophomore (2015), appeared in all 12 games with 11 starts, including the final nine games of the season. Recorded 60 tackles, 15.5 tackles for a loss, 4.5 sacks, three forced fumbles and one fumble recovery. Earned honorable mention All-ACC honors from the league's coaches. He was a member of a defense that was ranked first nationally in total defense (254.3 yards per game). In the ACC, tied for fourth in forced fumbles and tied for eighth in tackles for loss.
- As a freshman (2014), appeared in all 13 games and recorded 11 tackles and 1.5 tackles for a loss.
- Graduated from Boston College with a degree in communications in December 2017.

#### PERSONAL:

- He and his wife, Danielle, have two sons, Greyson and Ollie.
- At Pine Forest (Fayetteville, N.C.) High School, earned Semper Fi All-America honors as a senior in 2013. Also garnered Associated Press All-State and first-team All-Conference honors in 2013. Ranked seventh among all high school players in North Carolina by Rivals.com. Named the 2013 Mid-South Defensive Player of the Year. Finished the 2013 campaign with 96 tackles (78 solo), 15 tackles for a loss and 17 sacks.
- Tallied second-team All-Conference honors in 2012.
- List of favorites: (TV show) "Suits"; (movie) "Transformers"; (musicians) 21 Savage and Drake; (song on his pregame playlist) "Dreams and Nightmares" by Meek Mill; (meal) Honeycomb cereal; (dessert) vanilla ice cream; and (throwback jersey) Dwyane Wade's Marquette jersey.
- He is the son of Doreen and Harold Landry.
- Follow Landry on Twitter and Instagram at @haroldlandry.
- Born Harold Antonio Landry III on June 5, 1996 in Spring Lake, N.C.



## HAROLD LANDRY III'S DEFENSIVE GAME-BY-GAME

### 2018 Tennessee Titans

Date	Opp	W/L	P/S	Tot Solo	Asst	Sk	- Yds	QBP	TFL	Int - Yds	-TD	PD	FF	FR - Yds	SpT
Sept 9	@ Mia	L	IA												
Sept 16	Hou	W	p	1	0	1	0.0	0.0	2	0	0	0	0	0	0
Sept 23	@ Jax	W	p	3	2	1	0.0	0.0	1	0	0	0	0	0	0
Sept 30	Phi	W	p	4	3	1	1.0	5.0	1	1	0	0	0	1	0
Oct 7	@ Buf	L	p	2	1	1	0.0	0.0	1	0	0	0	0	0	1
Oct 14	Bal	L	p	2	1	1	0.0	0.0	0	0	0	0	1	0	0
Oct 21	@ LAC	L	p	2	0	2	0.0	0.0	0	0	0	0	0	0	1
Nov 5	@ Dal	W	p	4	2	2	1.0	8.0	1	1	0	0	0	0	0
Nov 11	NE	W	p	2	1	1	0.0	0.0	1	0	0	0	0	0	0
Nov 18	@ Ind	L	p	3	2	1	0.0	0.0	1	0	0	0	0	0	1
Nov 26	@ Hou	L	p	6	4	2	0.5	4.0	0	0	0	0	0	0	0
Dec 2	NYJ	W	p	6	3	3	0.0	0.0	0	0	0	0	0	0	0
Dec 6	Jax	W	p	0	0	0	0.0	0.0	0	0	0	0	1	0	0
Dec 16	@ NYG	W	S	2	1	1	0.0	0.0	9	0	0	0	0	0	0
Dec 22	Was	W	S	5	3	2	1.0	10.0	0	0	0	0	0	0	0
Dec 30	Ind	L	S	4	3	1	1.0	7.0	1	0	0	0	0	0	0
<b>Totals</b>				<b>9-7</b>	<b>15/3</b>	<b>46</b>	<b>26</b>	<b>20</b>	<b>4.5</b>	<b>34.0</b>	<b>18</b>	<b>2</b>	<b>0</b>	<b>0</b>	<b>2</b>

### 2019 Tennessee Titans

Date	Opp	W/L	P/S	Tot Solo	Asst	Sk	- Yds	QBP	TFL	Int - Yds	-TD	PD	FF	FR - Yds	SpT
Sept 8	@ Cle	W	S	5	3	2	0.0	0.0	1	0	0	0	0	0	0
Sept 15	Ind	L	S	6	4	2	1.0	0.0	1	1	0	0	0	0	1
Sept 19	@ Jax	L	S	4	2	2	0.0	0.0	0	1	0	0	0	0	0
Sept 29	@ Atl	W	S	5	3	2	2.0	15.0	0	0	0	0	0	0	0
Oct 6	Buf	L	S	7	6	1	1.0	6.0	1	1	0	0	0	0	0
Oct 13	@ Den	L	S	7	6	1	0.0	0.0	1	0	0	0	0	0	0
Oct 20	LAC	W	S	3	2	1	0.0	0.0	4	0	0	0	0	0	0
Oct 27	TB	W	S	5	4	1	1.0	6.0	0	0	0	0	0	1	1
Nov 3	@ Car	L	S	7	6	1	1.0	8.0	2	1	1	0	0	1	0
Nov 10	KC	W	S	3	2	1	1.0	8.0	3	0	0	0	0	0	0
Nov 24	Jax	W	S	8	6	2	1.0	8.0	3	0	0	0	0	0	0

Dec 1	@ Ind	W	S	7	3	4	1.0	2.0	4	0	0	0	0	0	0
Dec 8	@ Oak	W	S	5	4	1	0.0	0.0	2	0	0	0	0	0	0
Dec 15	Hou	L	S	4	3	1	0.0	0.0	3	0	0	0	0	0	0
Dec 22	NO	L	S	2	1	1	0.0	0.0	1	0	0	0	0	0	0
Dec 29	@ Hou	W	S	3	1	2	0.0	0.0	2	0	0	0	0	0	0
<b>Totals</b>				<b>9-7</b>	<b>16/16</b>	<b>81</b>	<b>56</b>	<b>25</b>	<b>9.0</b>	<b>53.0</b>	<b>28</b>	<b>4</b>	<b>1</b>	<b>0</b>	<b>1</b>

### Playoffs

Jan 4	@ NE	W	S	1	1	0	0.0	0.0	3	0	0	0	0	1	0
Jan 11	@ Bal	W	S	5	4	1	1.0	1.0	3	1	0	0	0	0	0
Jan 19	@ KC	L	S	2	1	1	0.0	0.0	2	0	0	0	0	0	0
<b>Totals</b>				<b>2-1</b>	<b>3/3</b>	<b>8</b>	<b>6</b>	<b>2</b>	<b>1.0</b>	<b>1.0</b>	<b>8</b>	<b>1</b>	<b>0</b>	<b>0</b>	<b>1</b>

### 2020 Tennessee Titans

Date	Opp	W/L	P/S	Tot Solo	Asst	Sk	- Yds	QBP	TFL	Int - Yds	-TD	PD	FF	FR - Yds	SpT
Sept 14	@ Den	W	S	4	4	0	0.0	0.0	3	1	0	0	0	0	0
Sept 20	Jax	W	S	5	2	3	0.0	0.0	3	0	1	0	0	2	0
Sept 27	@ Min	W	S	5	3	2	0.0	0.0	3	0	0	0	0	1	0
Oct 13	Buf	W	S	3	3	0	1.0	10.0	1	1	0	0	0	0	0
Oct 18	Hou	W	S	6	5	1	0.5	1.5	2	1	0	0	0	0	0
Oct 25	Pit	L	S	3	3	0	0.0	0.0	1	1	0	0	0	0	0
Nov 1	@ Cin	L	S	5	3	2	0.0	0.0	0	0	0	0	0	0	0
Nov 8	Chi	W	S	4	3	1	1.0	9.0	4	1	0	0	0	1	0
Nov 12	Ind	L	S	5	4	1	0.0	0.0	0	1	0	0	0	0	0
Nov 22	@ Bal	W	S	7	4	3	1.0	9.0	1	1	0	0	0	0	0
Nov 29	@ Ind	W	S	1	1	0	1.0	9.0	1	1	0	0	0	0	0
Dec 6	Cle														
Dec 13	@ Jax														
Dec 20	Det														
Dec 27	@ GB														
Jan 3	@ Hou														
<b>Totals</b>				<b>8-3</b>	<b>11/11</b>	<b>48</b>	<b>35</b>	<b>13</b>	<b>4.5</b>	<b>38.5</b>	<b>19</b>	<b>8</b>	<b>1</b>	<b>0</b>	<b>5</b>

## HAROLD LANDRY III'S NFL STATISTICS

### REGULAR SEASON

Year	Team	GP	GS	TACKLES							INTERCEPTIONS					FUMBLES			
				Tot	Solo	Asst	Sk	Yds	QBP	TFL	No	Yds	Lg	TD	PD	FF	FR	Yds	SpT
2018	Tennessee	15	3	46	26	20	4.5	34.0	18	2	0	0	0	2	1	0	0	4	
2019	Tennessee	16	16	81	56	25	9.0	53.0	28	4	1	0	0	1	1	2	0	0	
2020	Tennessee	11	11	48	35	13	4.5	38.5	19	8	1	0	0	5	0	0	0	0	
<b>NFL Totals</b>		<b>42</b>	<b>30</b>	<b>175</b>	<b>117</b>	<b>58</b>	<b>18.0</b>	<b>125.5</b>	<b>65</b>	<b>14</b>	<b>2</b>	<b>0</b>	<b>0</b>	<b>8</b>	<b>2</b>	<b>2</b>	<b>0</b>	<b>4</b>	

### PLAYOFFS

Year	Team	GP	GS	TACKLES							INTERCEPTIONS					FUMBLES			
				Tot	Solo	Asst	Sk	Yds	QBP	TFL	No	Yds	Lg	TD	PD	FF	FR	Yds	SpT
2019	Tennessee	3	3	8	6	2	1.0	1.0	8	1	0	0	0	1	0	0	0	0	
<b>NFL Totals</b>		<b>3</b>	<b>3</b>	<b>8</b>	<b>6</b>	<b>2</b>	<b>1.0</b>	<b>1.0</b>	<b>8</b>	<b>1</b>	<b>0</b>	<b>0</b>	<b>0</b>	<b>1</b>	<b>0</b>	<b>0</b>	<b>0</b>	<b>0</b>	

### Single-Game Highs

Tackles - 8 vs. Jacksonville (11/24/19)  
 Sacks - 2 at Atlanta (9/29/19)  
 Quarterback Pressures - 9 at N.Y. Giants (12/16/18)  
 Interceptions - **1 (Twice, last vs. Jacksonville 9/20/20)**  
 Forced Fumbles - 1 (Twice, last vs. Tampa Bay 10/27/19)  
 Fumble Recovery - 1 (Twice, last vs. Tampa Bay 10/27/19)  
 Passes Defensed - **2 vs. Jacksonville (9/20/20)**

### Playoff Single-Game Highs

Tackles - 5 at Baltimore (1/11/20)  
 Sacks - 1 at Baltimore (1/11/20)  
 Quarterback Pressures - 3 (Twice, last at Baltimore (1/11/20)  
 Passes Defensed - 1 at New England (1/4/20)



**51 DAVID LONG JR.**

LINEBACKER • 5'11" • 227 LBS • COLLEGE: WEST VIRGINIA  
 ACQUIRED: 6TH ROUND - 2019 • NFL EXPERIENCE (NFL/TITANS): 2/2  
 HOMETOWN: CINCINNATI, OHIO  
 GAMES PLAYED/GAMES STARTED: 23/0 (PLAYOFFS: 3/1)

**PRO:** The Titans selected David Long Jr. in the sixth round of the 2019 NFL Draft. As a rookie, he contributed on special teams and as a reserve at inside linebacker, recording his first career start during the playoffs. The 5-foot-11-inch, 227-pound defender possesses tremendous speed for the position, displays grit and toughness, and has a knack for finding the ball carrier. At West Virginia, he was a three-year starter and amassed 252 career tackles, 14 sacks and 40 tackles for loss. The 2018 Big 12 Defensive Player of the Year led the Mountaineers in tackles during his final collegiate campaign.

**CAREER HIGHLIGHTS:**

- As a rookie in 2019, Long appeared in 14 games during the regular season. He also played in all three playoff contests with one start.
- As a junior at West Virginia in 2018, he was selected Big 12 Defensive Player of the Year by the coaches and the Associated Press. He also received second-team All-America honors by the Associated Press and first-team All-Big 12 accolades by the Associated Press.

**TITANS TIDBITS:**

- David's father, David Sr., is a former professional boxer who went 12-5-2 as a heavyweight. He once fought future world champ Deontay Wilder.
- During the offseason, Long still uses on-the-bell, three-minute-round boxing training to focus on his mental awareness. In 2018, Long Jr. went into the ring with headgear against his old man for the first time. They went for three 90-second rounds. "He busted up my lip, but it was fun," Long Jr. says. "He was really iffy that I knew how to throw my hands for real. It was just jabs, but it's grown-man strength."
- Long was a high school teammate of safety Mike Edwards, who was drafted by the Tampa Bay Buccaneers in the third round of the 2019 NFL Draft.
- When Long was seven years old, he was on the back of a bike being pedaled by his older brother when he was hit by a car driven by someone who was not paying attention. He was treated at the hospital with head and arm injuries.

**CAREER TRANSACTIONS:**

- The Cincinnati, Ohio, native was selected by the Titans in the sixth round (188th overall) of the 2019 NFL Draft.

**SEASON RECAPS:**

**2020 (9/0):** Has tied for the team lead in special teams tackles once in 2020 (vs. IND).

- At Denver (9/14), played as a reserve at linebacker and collected three tackles, including a stop for loss. Stopped Melvin Gordon III for a two-yard loss on a rush off left end in the third quarter.
- Against Jacksonville (9/20), saw action as a reserve on special teams.
- At Minnesota (9/27), played as a reserve on special teams.
- Against Buffalo (10/13), saw action as a reserve at linebacker and tallied two tackles. Posted two special teams stops and a forced fumble on coverage units. Forced an Andre Roberts fumble on a kickoff return that was recovered by Kareem Orr late in the fourth quarter.
- Against Houston (10/18), played as a reserve on special teams and saw limited snaps as a reserve linebacker.
- Against Pittsburgh (10/25), was inactive.
- At Cincinnati (11/1), saw action as a reserve on special teams.
- Against Chicago (11/8), played as a reserve on special teams.
- Against Indianapolis (11/12), saw action as a reserve at linebacker and collected two tackles. Registered a special teams stop on coverage units.

- At Baltimore (11/22), missed the game while on reserve/COVID-19.
- At Indianapolis (11/29), returned to the lineup as a reserve at linebacker and recorded three tackles and a pass defended. Broke up a pass intended for Trey Burton in the fourth quarter.

**2019 (14/0, 3/1):** Played in 14 games as a reserve during his rookie campaign and notched 15 tackles, two stops for loss, a pass defended, a forced fumble and two special teams tackles. Was inactive for two games. Saw action in all three postseason contests with a start at linebacker and collected 16 tackles, two stops for loss and a special teams tackle. Tied for the team lead in passes defended once (at HOU). Tied for the team lead in special teams tackles twice (vs. TB, at OAK). Appeared in his first career NFL contest against Indianapolis (9/15/19).

- Against Indianapolis (9/15), made his NFL debut as a reserve on special teams.
- Against L.A. Chargers (10/20), saw action as a reserve at linebacker and posted a tackle for loss. Shot through the line and stonewalled Melvin Gordon for a four-yard loss on a screen pass late in the first quarter.
- Against Kansas City (11/10), played as a reserve at linebacker and registered 11 tackles and a forced fumble. Forced a Damien Williams' fumble that was scooped up by Rashaan Evans and returned 53 yards for a touchdown in the second stanza.
- At Oakland (12/8), saw action as a reserve at linebacker and amassed two tackles, including a stop for loss. Tied for the team lead with a special teams tackle on coverage units. Stonewalled DeAndré Washington for a six-yard loss on a short pass in the fourth quarter.
- At Houston (12/29), played as a reserve on special teams and at linebacker late in the game. Recorded a tackle and a pass defended on defense. Broke up a pass intended for Jordan Akins late in the fourth quarter.
- At New England (1/4), made his postseason debut as a reserve at linebacker and posted five tackles.
- At Baltimore (1/11), made his first career start at linebacker and recorded eight tackles. Stuffed Gus Edwards for no gain on a rush off right guard in the first quarter. Halted a Ravens' drive by stonewalling Lamar Jackson for no gain on a fourth-and-one rush off right guard on the first play of the second quarter.
- At Kansas City (1/19), played as a reserve at linebacker and registered three tackles, including two stops for loss. Notched a special teams tackle on coverage units. Stuffed Damien Williams for two-yard losses on back-to-back rushing plays in the fourth quarter.

**COLLEGE:**

- During a three-year career at West Virginia, played in 34 games with 31 starts and totaled 252 tackles, 14 sacks and 40 career tackles for loss which tied for third place on West Virginia's all-time list. In his final campaign in 2018, tied for the single-season program record with 19 tackles for loss.
- As a junior (2018), started all 12 games at Will linebacker and named Big 12 Defensive Player of the Year by the coaches and the Associated Press. Garnered second-team All-America honors by the Associated Press and first-team All-Big 12 first-team accolades by the Associated Press. Led the team with 111 tackles, eight sacks and 19 tackles for loss. Finished with 10 or more tackles in six games.
- As a sophomore (2017), started nine games at Will linebacker after missing the first four games after sustaining preseason knee injury. Was the team's third-leading tackler with 76 stops, including four sacks, a team-best 16.5 tackles for loss, four passes defended and a fumble recovery. Selected All-Big 12 Conference first team by ESPN, All-Big 12 Conference second team by Athlon Sports and All-Big 12 Conference honorable

mention by the Coaches. Also named WVU Defensive Player of the Year.

- As a redshirt freshman (2016), played in 13 games with 10 starts and notched 65 tackles, two sacks, 4.5 tackles for loss and a forced fumble.
- As a freshman (2015), redshirted.
- Graduated in December 2018 with a multidisciplinary studies degree from West Virginia.

- Follow Long on Instagram at @davidlongjr\_.
- Born David Lamont Long Jr. on Oct. 12, 1996 in Cincinnati, Ohio.

**PERSONAL:**

- Attended Winton Woods (Cincinnati, Ohio) High School and finished his career with 283 career tackles, six sacks and six interceptions.
- Selected Associated Press All-Ohio Division II honorable mention and Associated Press Southwest All-District First Team Division II linebacker.
- As a senior, tallied 110 tackles, 16 tackles for loss and three sacks.
- As a junior, totaled 88 tackles, one interception and one fumble recovery
- As a sophomore, registered 81 tackles, a sack, two fumble recoveries and an interception.
- List of favorites: (TV show) "All American"; (movies) "Remember the Titans"; (musician) Lil Wayne; (meal) pasta; (dessert) lemon cake; (childhood sports team) LeBron James' teams - Cavaliers and Heat; and (hidden talent) Beatboxing.
- Follow Long on Twitter at @David\_Long.

**DAVID LONG JR.'S DEFENSIVE GAME-BY-GAME**

**2019 Tennessee Titans**

Date	Opp	W/L	P/S	Tot	Solo	Asst	Sk	- Yds	QBP	TFL	Int	- Yds	-TD	PD	FF	FR	- Yds	SpT	
Sept 8	@ Cle	W	IA																
Sept 15	Ind	L	p	0	0	0	0.0	0.0	0	0	0	0	0	0	0	0	0	0	0
Sept 19	@ Jax	L	p	0	0	0	0.0	0.0	0	0	0	0	0	0	0	0	0	0	0
Sept 29	@ Atl	W	IA																
Oct 6	Buf	L	p	0	0	0	0.0	0.0	0	0	0	0	0	0	0	0	0	0	0
Oct 13	@ Den	L	p	0	0	0	0.0	0.0	0	0	0	0	0	0	0	0	0	0	0
Oct 20	LAC	W	p	1	1	0	0.0	0.0	0	1	0	0	0	0	0	0	0	0	0
Oct 27	TB	W	p	0	0	0	0.0	0.0	0	0	0	0	0	0	0	0	0	0	1
Nov 3	@ Car	L	p	0	0	0	0.0	0.0	0	0	0	0	0	0	0	0	0	0	0
Nov 10	KC	W	p	11	5	6	0.0	0.0	0	0	0	0	0	0	1	0	0	0	0
Nov 24	Jax	W	p	0	0	0	0.0	0.0	0	0	0	0	0	0	0	0	0	0	0
Dec 1	@ Ind	W	p	0	0	0	0.0	0.0	0	0	0	0	0	0	0	0	0	0	0
Dec 8	@ Oak	W	p	2	1	1	0.0	0.0	0	1	0	0	0	0	0	0	0	0	1
Dec 15	Hou	L	p	0	0	0	0.0	0.0	0	0	0	0	0	0	0	0	0	0	0
Dec 22	NO	L	p	0	0	0	0.0	0.0	0	0	0	0	0	0	0	0	0	0	0
Dec 29	@ Hou	W	p	1	1	0	0.0	0.0	0	0	0	0	0	1	0	0	0	0	0
<b>Totals</b>				<b>9-7</b>	<b>14/0</b>	<b>15</b>	<b>8</b>	<b>7</b>	<b>0.0</b>	<b>0.0</b>	<b>0</b>	<b>2</b>	<b>0</b>	<b>0</b>	<b>1</b>	<b>1</b>	<b>0</b>	<b>0</b>	<b>2</b>
<b>Playoffs</b>																			
Jan 4	@ NE	W	p	5	4	1	0.0	0.0	0	0	0	0	0	0	0	0	0	0	0
Jan 11	@ Bal	W	S	8	5	3	0.0	0.0	0	0	0	0	0	0	0	0	0	0	0
Jan 19	@ KC	L	p	3	2	1	0.0	0.0	0	2	0	0	0	0	0	0	0	0	1
<b>Totals</b>				<b>2-1</b>	<b>3/1</b>	<b>16</b>	<b>11</b>	<b>5</b>	<b>0.0</b>	<b>0.0</b>	<b>0</b>	<b>2</b>	<b>0</b>	<b>0</b>	<b>0</b>	<b>0</b>	<b>0</b>	<b>0</b>	<b>1</b>

**2020 Tennessee Titans**

Date	Opp	W/L	P/S	Tot	Solo	Asst	Sk	- Yds	QBP	TFL	Int	- Yds	-TD	PD	FF	FR	- Yds	SpT	
Sept 14	@ Den	W	p	3	2	1	0.0	0.0	0	1	0	0	0	0	0	0	0	0	0
Sept 20	Jax	W	p	0	0	0	0.0	0.0	0	0	0	0	0	0	0	0	0	0	0
Sept 27	@ Min	W	p	0	0	0	0.0	0.0	0	0	0	0	0	0	0	0	0	0	0
Oct 13	Buf	W	p	2	1	1	0.0	0.0	0	0	0	0	0	0	0	0	0	0	2
Oct 18	Hou	W	p	0	0	0	0.0	0.0	0	0	0	0	0	0	0	0	0	0	0
Oct 25	Pit	L	IA																
Nov 1	@ Cin	L	p	0	0	0	0.0	0.0	0	0	0	0	0	0	0	0	0	0	0
Nov 8	Chi	W	p	0	0	0	0.0	0.0	0	0	0	0	0	0	0	0	0	0	1
Nov 12	Ind	L	p	2	1	1	0.0	0.0	0	0	0	0	0	0	0	0	0	0	1
Nov 22	@ Bal	W	R/C																
Nov 29	@ Ind	W	p	3	2	1	0.0	0.0	0	0	0	0	0	0	1	0	0	0	0
Dec 6	Cle																		
Dec 13	@ Jax																		
Dec 20	Det																		
Dec 27	@ GB																		
Jan 3	@ Hou																		
<b>Totals</b>				<b>8-3</b>	<b>9/0</b>	<b>10</b>	<b>6</b>	<b>4</b>	<b>0.0</b>	<b>0.0</b>	<b>0</b>	<b>1</b>	<b>0</b>	<b>0</b>	<b>0</b>	<b>1</b>	<b>0</b>	<b>0</b>	<b>4</b>

**DAVID LONG JR.'S NFL STATISTICS**

**REGULAR SEASON**

Year	Team	GP	GS	TACKLES						INTERCEPTIONS					FUMBLES				
				Tot	Solo	Asst	Sk	Yds	QBP	TFL	No	Yds	Lg	TD	PD	FF	FR	Yds	SpT
2019	Tennessee	14	0	15	8	7	0.0	0.0	0	2	0	0	0	0	1	1	0	0	2
2020	Tennessee	9	0	10	6	4	0.0	0.0	0	1	0	0	0	0	1	0	0	0	4
<b>NFL Totals</b>		<b>23</b>	<b>0</b>	<b>25</b>	<b>14</b>	<b>11</b>	<b>0.0</b>	<b>0.0</b>	<b>0</b>	<b>3</b>	<b>0</b>	<b>0</b>	<b>0</b>	<b>0</b>	<b>2</b>	<b>1</b>	<b>0</b>	<b>0</b>	<b>6</b>

**PLAYOFFS**

Year	Team	GP	GS	TACKLES						INTERCEPTIONS					FUMBLES				
				Tot	Solo	Asst	Sk	Yds	QBP	TFL	No	Yds	Lg	TD	PD	FF	FR	Yds	SpT
2019	Tennessee	3	1	16	11	5	0.0	0.0	0	2	0	0	0	0	0	0	0	0	1
<b>NFL Totals</b>		<b>3</b>	<b>1</b>	<b>16</b>	<b>11</b>	<b>5</b>	<b>0.0</b>	<b>0.0</b>	<b>0</b>	<b>2</b>	<b>0</b>	<b>0</b>	<b>0</b>	<b>0</b>	<b>0</b>	<b>0</b>	<b>0</b>	<b>0</b>	<b>1</b>

**Single-Game Highs**

- Tackles - 11 vs. Kansas City (11/10/19)
- Tackle For Loss - **1 (Three times, last at Denver 9/14/20)**
- Passes Defensed - 1 at Houston (12/29/19)
- Forced Fumbles - 1 vs. Kansas City (11/10/19)
- Special Teams Tackles - **2 vs. Buffalo (10/13/20)**

**Playoff Single-Game Highs**

- Tackles - 8 at Baltimore (1/11/20)
- Tackle For Loss - 2 at Kansas City (1/19/20)
- Special Teams Tackles - 1 at Kansas City (1/19/20)

**Additional Statistics**

- Special Teams Forced Fumble - **1 (2020)**



**28 JEREMY McNICHOLS**

**RUNNING BACK • 5'9" • 205 LBS • COLLEGE: BOISE STATE**  
**ACQUIRED: FREE AGENT - 2020 • NFL EXPERIENCE (NFL/TITANS): 1/1**  
**HOMETOWN: SAN MARGARITA, CALIF.**  
**GAMES PLAYED/GAMES STARTED: 15/0 (PLAYOFFS: 0/0)**

**PRO:** The Titans brought back Jeremy McNichols during 2020 training camp to add depth and competition to the running back corps. The Titans originally signed McNichols from the Denver Broncos' practice squad in the beginning of December 2018. The 5-foot-9-inch, 205-pounder is a versatile back that also contributes on special teams units. The Boise State product was originally a 2017 fifth-round selection of the Tampa Bay Buccaneers. He has also spent time with the San Francisco 49ers, Indianapolis Colts, Chicago Bears and Jacksonville Jaguars in his NFL career.

**TITANS TIDBITS:**

- McNichols was coached by hip-hop artist Snoop Dogg while playing youth football in the Snoop Youth Football League in Los Angeles, Calif. McNichols played both alongside and against numerous NFL players. The SYFL serves children between the ages of five and 13 years old, teaching them the values of teamwork, good sportsmanship, discipline, and self-respect, while also stressing the importance of academics.

**CAREER TRANSACTIONS:**

- The Santa Margarita, Calif., native was originally selected by the Tampa Bay Buccaneers in the fifth round (162nd overall) of the 2017 NFL Draft.
- Waived by the Buccaneers on Sept. 2, 2017.
- Signed by the San Francisco 49ers to the team's practice squad on Sept. 4, 2017.
- Signed by the 49ers to their active roster from the practice squad on Nov. 29, 2017.
- Waived by the 49ers on Sept. 1, 2018.
- Signed by the Indianapolis Colts to the team's practice squad on Sept. 4, 2018.
- Released by the Colts from their practice squad Sept. 13, 2018 and signed back to the Colts' practice squad on Sept. 19, 2018.
- Signed by the Colts to their active roster from the practice squad on Sept. 28, 2018.
- Waived by the Colts on Oct. 2, 2018.
- Signed by the Denver Broncos to the team's practice squad on Oct. 10, 2018.
- Signed by the Titans to their active roster from the Denver Broncos' practice squad on Dec. 3, 2018.
- Waived by the Titans on Aug. 31, 2019.
- Signed by the Chicago Bears to the team's practice squad on Nov. 20, 2019.
- Released by the Bears from their practice squad Dec. 11, 2019.
- Signed by the Jacksonville Jaguars to the team's practice squad on Dec. 18, 2019.
- Signed by the Jaguars to their active roster from the practice squad on Dec. 28, 2019.
- Waived by the Jaguars on May 4, 2020.
- Signed by the Titans as a free agent on Aug. 26, 2020.
- Waived by the Titans on Sept. 5, 2020 and signed to the team's practice squad a day later.
- Activated from the practice squad to the active roster standard elevation on Sept. 14, 2020.
- Activated from the practice squad to the active roster standard elevation on Sept. 19, 2020.
- Signed by the Titans to their active roster from the practice squad on Sept. 23, 2020.

**SEASON RECAPS:**

**2020 (11/0 - Tennessee):**

- At Denver (9/14), saw action as a reserve at running back in his first game with the Titans.

- Against Jacksonville (9/20), played as a reserve at running back and rushed twice for seven yards.
- At Minnesota (9/27), saw action as a reserve at running back and caught one pass for five yards.
- Against Buffalo (10/13), saw significant action as a reserve at running back and carried the ball a career-high nine times for a career-best 28 yards. Caught one pass for three yards out of the backfield. Kept the Titans' initial fourth quarter touchdown drive alive with a seven-yard run on third-and-two.
- Against Houston (10/18), saw significant action as a reserve at running back and set a career-high with 51 rushing yards on five carries. Caught two passes for 11 yards out of the backfield. Recorded a career-long 20-yard rushing attempt in the third quarter. Posted a 17-yard run up the middle during the Titans' game-winning touchdown drive in overtime.
- Against Pittsburgh (10/25), played as a reserve at running back and carried the ball once for two yards.
- At Cincinnati (11/1), saw action as a reserve at running back and carried the ball four times for 49 yards. Helped set up the Titans' second touchdown with a 17-yard run to the Bengals' nine-yard line in the fourth quarter.
- Against Chicago (11/8), played as a reserve at running back and rushed twice for 10 yards. Kept the Titans' opening scoring drive alive with a five-yard run on third-and-three in the first quarter.
- Against Indianapolis (11/12), saw action as a reserve at running back and rushed three times for 26 yards. Caught one pass for eight yards out of the backfield.
- At Baltimore (11/22), played as a reserve at running back and caught one pass for two yards.
- At Indianapolis (11/29), saw action as a reserve at running back and rushed eight times for 20 yards.

**2019 (0/0 - Chicago; 1/0 - Jacksonville):** Spent three weeks on the Bears' practice squad before being released. Spent one week on the Jaguars' practice squad before being signed to the team's active roster. Played as a reserve in one contest for the Jaguars.

**2018 (1/0 - Indianapolis; 0/0 - Tennessee):** Was inactive for three games and did not play in another contest for the Titans after being signed off the Broncos' practice squad on Dec. 3. Appeared in one contest with the Colts and carried the ball twice for four yards.

**2017 (2/0 - San Francisco):** Spent the first 11 weeks on the practice squad. Activated from the 49ers' practice squad on Nov. 29. Appeared in two games and registered a special teams tackle. Was inactive for three games.

**COLLEGE:**

- Played in 34 games, while starting the final 25 contests at Boise State (2014-16) and rushed 571 times for 3,205 yards (5.6 avg.) and 44 touchdowns. Caught 103 passes for 1,089 yards and 11 touchdowns. Also returned 28 kickoffs for 554 yards (19.8 avg.).
- Earned second-team All-Mountain West honors in both 2016 and 2015. Declared for the draft following his junior season (2016).
- As a junior (2016), started all 13 games and rushed 314 times for 1,709 yards (5.4 avg.) and 23 touchdowns. Posted 37 receptions for 474 yards (12.8 avg.) and four touchdowns.
- His 1,709 rushing yards and 27 total touchdowns were the third-most in a single season in Boise State history, while his 23 rushing touchdowns were the fourth-most in school history. He ranked second in the NCAA in total



touchdowns, while standing third in rushing touchdowns.

- As a sophomore (2015), started 12 games and rushed 240 times for 1,337 yards (5.6 avg.) for 20 touchdowns, while catching 52 passes for 460 yards and six touchdowns.
- His 26 total touchdowns ranked second in the country and he set a Mountain West record for consecutive games with a rushing touchdown (12).
- As a true freshman (2014), played in nine games and rushed 17 times for 159 yards (9.4 avg.) and one touchdown. Snared 15 catches for 155 yards and one touchdown. Returned 19 kickoffs for 393 yards.

**PERSONAL:**

- Attended Santa Margarita (Calif.) High School where he registered 173 carries for 877 yards and nine touchdowns. Also hauled in 72 receptions for 934 yards and 10 touchdowns.
- As a senior (2013), had 163 carries for 798 yards and eight touchdowns and 17 receptions for 191 yards and two touchdowns, earning first-team all-league, all-region and all-state honors.
- As a junior (2012), rushed for 37 yards and a touchdown on three carries and caught 25 passes for 329 yards and three touchdowns.
- As a sophomore (2011), caught 30 passes for 414 yards and five touchdowns and rushed three times for 42 yards.

- Follow McNichols on Twitter and Instagram at @JeremyMcNichols.
- Born Jeremy Theron McNichols on Dec. 26, 1995 in Long Beach, Calif.

### JEREMY McNICHOLS' GAME-BY-GAME

2017 San Francisco 49ers				RUSHING					RECEIVING				
Date	Opp	W/L	P/S	Att	Yds	Avg	Lg	TD	No	Yds	Avg	Lg	TD
Dec 3	@ Chi	W	IA										
Dec 10	@ Hou	W	IA										
Dec 17	Ten	W	p	0	0	-	0	0	0	0	-	0	0
Dec 24	Jax	W	p	0	0	-	0	0	0	0	-	0	0
Dec 31	@ LAR	W	IA										
<b>Totals</b>		<b>5-0</b>	<b>2/0</b>	<b>0</b>	<b>0</b>	<b>-</b>	<b>0</b>	<b>0</b>	<b>0</b>	<b>0</b>	<b>-</b>	<b>0</b>	<b>0</b>

2018 Indianapolis Colts				RUSHING					RECEIVING				
Date	Opp	W/L	P/S	Att	Yds	Avg	Lg	TD	No	Yds	Avg	Lg	TD
Sept 30	Hou	L	p	2	4	2.0	7	0	0	0	-	0	0
<b>Totals</b>		<b>0-1</b>	<b>1/0</b>	<b>2</b>	<b>4</b>	<b>2.0</b>	<b>7</b>	<b>0</b>	<b>0</b>	<b>0</b>	<b>-</b>	<b>0</b>	<b>0</b>

2018 Tennessee Titans				RUSHING					RECEIVING				
Date	Opp	W/L	P/S	Att	Yds	Avg	Lg	TD	No	Yds	Avg	Lg	TD
Dec 6	Jax	W	IA										
Dec 16	@ NYG	W	IA										
Dec 22	Was	W	DNP										
Dec 30	Ind	L	IA										
<b>Totals</b>		<b>3-1</b>	<b>0/0</b>	<b>0</b>	<b>0</b>	<b>-</b>	<b>0</b>	<b>0</b>	<b>0</b>	<b>0</b>	<b>-</b>	<b>0</b>	<b>0</b>

2019 Jacksonville Jaguars				RUSHING					RECEIVING				
Date	Opp	W/L	P/S	Att	Yds	Avg	Lg	TD	No	Yds	Avg	Lg	TD
Dec 29	Ind	W	p	0	0	-	0	0	0	0	-	0	0
<b>Totals</b>		<b>1-0</b>	<b>1/0</b>	<b>0</b>	<b>0</b>	<b>-</b>	<b>0</b>	<b>0</b>	<b>0</b>	<b>0</b>	<b>-</b>	<b>0</b>	<b>0</b>

2020 Tennessee Titans				RUSHING					RECEIVING				
Date	Opp	W/L	P/S	Att	Yds	Avg	Lg	TD	No	Yds	Avg	Lg	TD
Sept 14	@ Den	W	p	0	0	-	0	0	0	0	-	0	0
Sept 20	Jax	W	p	2	7	3.5	4	0	0	0	-	0	0
Sept 27	@ Min	W	p	0	0	-	0	0	1	5	5.0	5	0
Oct 13	Buf	W	p	9	28	3.1	7	0	1	3	3.0	3	0
Oct 18	Hou	W	p	5	51	10.2	20	0	2	11	5.5	9	0
Oct 25	Pit	L	p	1	2	2.0	2	0	0	0	-	0	0
Nov 1	@ Cin	L	p	4	49	12.3	17	0	0	0	-	0	0
Nov 8	Chi	W	p	2	10	5.0	5	0	0	0	-	0	0
Nov 12	Ind	L	p	3	26	8.7	16	0	1	8	8.0	8	0
Nov 22	@ Bal	W	p	0	0	-	0	0	1	2	2.0	2	0
Nov 29	@ Ind	W	p	8	20	2.5	6	0	0	0	-	0	0
Dec 6	Cle												
Dec 13	@ Jax												
Dec 20	Det												
Dec 27	@ GB												
Jan 3	@ Hou												
<b>Totals</b>		<b>8-3</b>	<b>11/0</b>	<b>34</b>	<b>193</b>	<b>5.7</b>	<b>20</b>	<b>0</b>	<b>6</b>	<b>29</b>	<b>4.8</b>	<b>9</b>	<b>0</b>

### JEREMY McNICHOLS' NFL STATISTICS


REGULAR SEASON		RUSHING					RECEIVING						
Year	Team	GP	GS	No	Yds	Avg	Lg	TD	Att	Yds	Avg	Lg	TD
2017	San Francisco	2	0	0	0	-	0	0	0	0	-	0	0
2018	IND/TEN	1	0	2	4	2.0	7	0	0	0	-	0	0
2019	Jacksonville	1	0	0	0	-	0	0	0	0	-	0	0
2020	Tennessee	11	0	34	193	5.7	20	0	6	29	4.8	9	0
<b>NFL Totals</b>		<b>15</b>	<b>0</b>	<b>36</b>	<b>197</b>	<b>5.5</b>	<b>20</b>	<b>0</b>	<b>6</b>	<b>29</b>	<b>4.8</b>	<b>9</b>	<b>0</b>

**Single-Game Highs**

- Rushes - **9 vs. Buffalo (10/13/20)**
- Rushing Yards - **51 vs. Houston (10/18/20)**
- Long Rush - **20 vs. Houston (10/18/20)**
- Receptions - **2 vs. Houston (10/18/20)**
- Receiving Yards - **11 vs. Houston (10/18/20)**
- Long Reception - **9 vs. Houston (10/18/20)**

**Additional Statistics**

Special Teams Tackles - 1 (2017)



# 30 CHRIS MILTON

CORNERBACK • 5'11" • 190 LBS • COLLEGE: GEORGIA TECH  
ACQUIRED: WAIVERS (IND) – 2019 • NFL EXPERIENCE (NFL/TITANS): 4/1  
HOMETOWN: FOLKSTON, GA.  
GAMES PLAYED/GAMES STARTED: 52/1 (PLAYOFFS: 2/0)

**PRO:** The Titans claimed Chris Milton off waivers from the Indianapolis Colts just prior to the start of the 2019 regular season. The 5-foot-11-inch, 190-pounder has excelled on special teams during his first four NFL campaigns. He was limited to six games during his first season in Tennessee due to injuries. The Georgia Tech product appeared in 35 games for the Colts from 2016-18 and notched 15 special teams tackles and two forced fumbles on coverage units.

### CAREER HIGHLIGHTS:

- In 2019, Milton appeared in six contests as a reserve in his first season with the Titans and collected five special teams tackles before landing on injured reserve.
- In 2018, Milton played in 15 games for the Colts and posted three tackles, seven special teams stops and one fumble recovery. He saw action in both postseason games and contributed on special teams with two tackles and one forced fumble.
- In 2017, Milton appeared in 14 games and recorded four tackles and one fumble recovery while adding five special teams tackles.

### TITANS TIDBITS:

- Milton is related to former NFL running back Tashard Choice, who played six seasons (2008-2013) in the NFL with the Dallas Cowboys, Washington, Buffalo Bills and Indianapolis Colts.
- Milton had the opportunity to learn from one of the best cornerbacks to play this century. Milton and Pro Football Hall of Famer Champ Bailey's family were close and when Milton was getting ready for the NFL, he reached out to Bailey for tips. They trained together during the weeks leading up to the draft. Now if he ever has questions, he still reaches out to the legendary cornerback.
- Milton enjoys fishing in his free time and when he is not playing or training for football he feels like a full-time fisherman on the water.

### CAREER TRANSACTIONS:

- The Folkston, Ga., native was originally signed by the Indianapolis Colts as a rookie free agent on May 3, 2016.
- Waived by the Colts on Sept. 3, 2016 and signed to the team's practice squad a day later.
- Signed by the Colts to their active roster from the practice squad on Nov. 19, 2016.
- Waived by the Colts on Sept. 1, 2019.
- Claimed by the Titans off waivers from the Colts on Sept. 2, 2019.

### SEASON RECAPS:

- 2020 (11/0 - Tennessee):** Has tied for the team lead in special teams tackles once in 2020 (at MIN).
- At Denver (9/14), played as a reserve on special teams.
  - Against Jacksonville (9/20), saw action as a reserve on special teams. Pinned the Jaguars deep in their own territory by downing a Brett Kern 34-yard punt at the Jacksonville six-yard line early in the second quarter.
  - At Minnesota (9/27), tied for the team lead with a special teams tackle on coverage units.
  - Against Buffalo (10/13), registered a special teams tackle on coverage units. Raced down the field and stuffed Andre Roberts for a one-yard loss at the Bills' nine-yard line on a punt return in the opening quarter. Pinned the Bills deep in their own territory by downing a Brett Kern 41-yard punt at the Buffalo three-yard line in the third quarter.
  - Against Houston (10/18), played as a reserve on special teams.
  - Against Pittsburgh (10/25), saw action as a reserve on special teams.

- At Cincinnati (11/1), saw action as a reserve on special teams.
- Against Chicago (11/8), collected a special teams tackle on coverage units.
- Against Indianapolis (11/12), played as a reserve on special teams in his 50th career regular season contest.
- At Baltimore (11/22), saw action as a reserve on special teams.
- At Indianapolis (11/29), played as a reserve on special teams.

- 2019 (6/0 - Tennessee):** Played in six games as a reserve and collected five special teams tackles in his first season with the Titans. Was inactive for five games. Placed on injured reserve on Nov. 26, 2019. Led or tied for the team lead in special teams tackles three times (vs. IND, at ATL, vs. KC).
- At Cleveland (9/8), made his Titans debut as a reserve on special teams.
  - Against Indianapolis (9/15), tied for the team lead with two special teams tackles on coverage units.
  - At Atlanta (9/29), saw action as a reserve on special teams and led the team with two special teams tackles. Stonewalled Kendall Sheffield at the Falcons' 15-yard line for just a 13-yard kickoff return in the first quarter.
  - Against Buffalo (10/6), played as a reserve on special teams before leaving the game in the second quarter with an injury.
  - Against Kansas City (11/10), returned to the lineup as a reserve on special teams and registered a tackle on coverage units.

- 2018 (15/0, 2/0 - Indianapolis):** Played in 15 games and posted three tackles, seven special teams stops and one fumble recovery. Was inactive for one regular season contest. Played in two postseason games and contributed on special teams with two tackles and one forced fumble.
- At New England (10/4), registered two tackles.
  - At Tennessee (12/30), recovered a fumble on special teams coverage units.
  - At Kansas City (1/12), forced a fumble on special teams.

- 2017 (14/0 - Indianapolis):** Appeared in 14 games as a reserve and recorded four tackles and one fumble recovery while adding five special teams tackles. Was inactive for one contest and did not play in another.
- Against Arizona (9/17), recovered a fumble on special teams.
  - Against Tennessee (11/26), notched two tackles on special teams coverage units.
  - Against Houston (12/31), posted two solo tackles.

- 2016 (6/1 - Indianapolis):** Participated in six contests with one start as a rookie and notched six tackles, two passes defended and three special teams stops. Spent the first 10 games of the season on the Colts' practice squad.
- At Minnesota (12/18), collected three tackles, a pass defended and a special teams stop.
  - Against Jacksonville (1/1), made his first career start at cornerback and tallied three tackles, a pass defended and a special teams tackle.

### COLLEGE:

- Played in 53 games with 33 starts at Georgia Tech and collected 96 tackles, three tackles for loss, a forced fumble, 14 passes defended and five interceptions with two returned for touchdowns. Finished his career with seven blocked kicks. Also recorded four kickoff returns for 44 yards and two punt returns for 39 yards.
- As a senior (2015), started all 12 games and tallied 28 tackles, one interception, six passes defended and two blocked kicks. Was the FBS active career leader in blocked kicks during the 2015 season.
- As a junior (2014), started all 14 games and totaled 32 tackles, a tackle



## CHRIS MILTON'S NFL STATISTICS

REGULAR SEASON				TACKLES							INTERCEPTIONS					FUMBLES			
Year	Team	GP	GS	Tot	Solo	Asst	Sk	Yds	QBP	TFL	No	Yds	Lg	TD	PD	FF	FR	Yds	SpT
2016	Indianapolis	6	1	6	4	2	0.0	0.0	NA	NA	0	0	0	0	2	0	0	0	3
2017	Indianapolis	14	0	4	4	0	0.0	0.0	NA	NA	0	0	0	0	0	0	0	0	5
2018	Indianapolis	15	0	3	2	1	0.0	0.0	NA	NA	0	0	0	0	0	0	0	0	7
2019	Tennessee	6	0	0	0	0	0.0	0.0	0	0	0	0	0	0	0	0	0	0	5
2020	Tennessee	11	0	0	0	0	0.0	0.0	0	0	0	0	0	0	0	0	0	0	3
<b>NFL Totals</b>		<b>52</b>	<b>1</b>	<b>13</b>	<b>10</b>	<b>3</b>	<b>0.0</b>	<b>0.0</b>	<b>0</b>	<b>0</b>	<b>0</b>	<b>0</b>	<b>0</b>	<b>0</b>	<b>2</b>	<b>0</b>	<b>0</b>	<b>0</b>	<b>23</b>

PLAYOFFS				TACKLES							INTERCEPTIONS					FUMBLES				
Year	Team	GP	GS	Tot	Solo	Asst	Sk	Yds	QBP	TFL	No	Yds	Lg	TD	PD	FF	FR	Yds	SpT	
2018	Indianapolis	2	0	0	0	0	0.0	0.0	0	0	0	0	0	0	0	0	0	0	2	
2019	Tennessee	0	0	Injured Reserve							0	0	0	0	0	0	0	0	0	2
<b>NFL Totals</b>		<b>2</b>	<b>0</b>	<b>0</b>	<b>0</b>	<b>0</b>	<b>0.0</b>	<b>0.0</b>	<b>0</b>	<b>0</b>	<b>0</b>	<b>0</b>	<b>0</b>	<b>0</b>	<b>0</b>	<b>0</b>	<b>0</b>	<b>0</b>	<b>2</b>	

### Single-Game Highs

Tackles - 3 (Twice, last vs. Jacksonville 1/1/17)  
 Passes Defensed - 1 (Twice, last vs. Jacksonville 1/1/17)  
 Special Teams Tackles - 2 (Three times, last at Atlanta (9/29/19))

### Playoff Single-Game Highs

Special Teams Tackles - 2 at Kansas City (11/12/19)

### Additional Statistics

Special Teams Forced Fumbles - 1 (2017), 1 (2018)  
 Postseason Special Teams Forced Fumbles - 1 (2018)





**91 LARRELL MURCHISON**

DEFENSIVE LINEMAN • 6'2" • 297 LBS • COLLEGE: NORTH CAROLINA STATE  
 ACQUIRED: 5TH ROUND - 2019 • NFL EXPERIENCE: ROOKIE  
 HOMETOWN: ELIZABETHTOWN, N.C.  
 GAMES PLAYED/GAMES STARTED: 8/0 (PLAYOFFS: 0/0)

**PRO:** The Titans selected Larrell Murchison in the fifth round of the 2020 NFL Draft. The 6-foot-2, 297-pound defensive lineman displays great power and quickness and has the ability to play multiple positions along the defensive front. He was an All-ACC performer as a senior at N.C. State and amassed 11 sacks and 20 tackles for loss in his two seasons with the Wolfpack.

**CAREER HIGHLIGHTS:**

- Murchison was named second-team All-ACC after leading the Wolfpack with a 12 tackles for loss and seven sacks as a senior in 2019.
- After his debut season on the field in 2018, Murchison received N.C. State's Cary Brewbaker Award for Defensive Lineman of the Year, as well as the Alpha Wolf Rising Award, which is given to the Most Improved Player.

**TITANS TIDBITS:**

- Larrell's fraternal brother, Farrell, who played running back at Winston Salem State, was diagnosed with testicular cancer in 2018. Larrell supported him through the treatment and recovery. "My role was to stay strong for him. We're extremely close, and it was hard. But we got through it, and he's now cancer free and about to graduate."
- Murchison grew up working with his mother at her restaurant in Elizabethtown called Glenda's Just Desserts and Lunch Counter, which she has owned for 10 years. He would work doing whatever needed to be done – mopping floors, sweeping, waiting tables and taking orders. "Everything is good, but if you go I'd say start with the fried pork chops, mac and cheese and cabbage."
- Murchison loves everything music and enjoys playing the drums. His dad played drums in the church when he was younger, and he just followed in his footsteps.

**CAREER TRANSACTIONS:**

- The Elizabethtown, N.C., native was selected by the Titans in the fifth round (174th overall) of the 2020 NFL Draft.

**SEASON RECAPS:**

- 2020 (8/0):** Made his NFL debut against Jacksonville (9/20/20).
- At Denver (9/14), was inactive.
  - Against Jacksonville (9/20), played as a reserve on the defensive front in his first NFL contest and posted a tackle.
  - At Minnesota (9/27), saw action as a reserve at defensive end.
  - Against Buffalo (10/13), played as a reserve on the defensive front and tallied two tackles, including a stop for loss. Combined with Chris Jackson to stuff Devin Singletary for a three-yard loss on a rush up the middle in the first quarter.
  - Against Houston (10/18), saw action as a reserve at defensive end.
  - Against Pittsburgh (10/25), played as a reserve on the defensive line.
  - At Cincinnati (11/1), saw action as a reserve at defensive end.
  - Against Chicago (11/8), played as a reserve on the defensive front.
  - Against Indianapolis (11/12), saw limited action as a reserve on the defensive front before leaving the game late in the first quarter with an injury.
  - At Baltimore (11/22), was inactive.
  - At Indianapolis (11/29), was inactive.

**COLLEGE:**

- During a two-year stint as a defensive tackle at North Carolina State, Murchison started in all 25 contests. He finished his Wolfpack career with 85 tackles, 11 sacks, 20 tackles for loss, five quarterback hits, an interception, three passes defended and three fumble recoveries. He started his collegiate career at Louisburg College and was named a NJCAA junior-college honorable mention All-American.

**AS A SENIOR (2019),** started all 12 games at defensive tackle and registered 51 tackles. Led the Wolfpack with 12 tackles for loss and seven sacks.

- Named second-team All-ACC choice by the league and honorable mention All-ACC by Pro Football Focus.
- Ranked sixth in the ACC in sacks with 0.58 per game - the No. 52 mark in the FBS.
- At Florida State (9/28), named the ACC defensive lineman of the week for the second time in his career after posting 3.5 sacks against the Seminoles.
- Invited to play at the Reese's Senior Bowl and recorded a tackle and a pass breakup in the game, but was a head-turner during bowl-week practices.

**AS A REDSHIRT JUNIOR (2018),** started all 13 games at defensive tackle and posted 34 tackles, four sacks, eight tackles for loss, an interception, two passes defended and a fumble recovery. Ranked second on the team with four sacks.

- Earned the team's Cary Brewbaker Award for Defensive Lineman of the Year, as well as the Alpha Wolf Rising Award, which is given to the Most Improved Player.
- Against Virginia (9/29), tallied four tackles for loss and three sacks in the victory.
- Against Florida State (11/3), posted his first career interception in the win over the Seminoles.

**AS A JUNIOR (2017),** redshirted the season after transferring from Louisburg College.

**AS A SOPHOMORE (2016),** posted 41 tackles, 17.5 tackles for loss and 5.5 sacks for a Louisburg team that finished with 9-0 record.

- Named a NJCAA junior-college honorable mention All-American and was ranked the No. 42 JUCO nationally according to Scout.com.

**AS A FRESHMAN (2015),** attended Louisburg College in North Carolina and tallied 18 tackles, 1.5 sacks and six tackles for loss.

- Graduated in the summer of 2019 with a degree in sport management from North Carolina State.

**PERSONAL:**

- Attended East Bladen (Elizabethtown, N.C.) High School and was a three-year starter at fullback and defensive end.
- As a senior, rushed for 545 yards with five touchdowns while averaging 7.7 yards per carry. Recorded 83 total tackles, including 31 solo stops on defense.
- Was named first-team all-area at defensive line and second-team all-area at fullback.
- Also played basketball and baseball where he was an outfielder and

catcher.

- Son of Glenda and Milton Murchison and has two brothers and two sisters.
- Follow Murchison on Twitter at @Murchboy92.
- Follow Murchison on Instagram at @thraxrell1.
- Born Larrell Montale Murchison on April 24, 1997, in Elizabethtown, N.C.

## LARRELL MURCHISON'S COLLEGE STATISTICS

REGULAR SEASON				TACKLES								INTERCEPTIONS					FUMBLES		
Year	Team	GP	GS	Tot	Solo	Asst	Sk	Yds	TFL	Yds	No	Yds	Lg	TD	PD	FF	FR	Yds	
2015	Louisburg CC	8	8	18	13	5	1.5	6.0	6.0	21.0	0	0	-	0	0	0	1	0	
2016	Louisburg CC	9	9	41	29	12	5.5	40.0	17.5	69.0	0	0	-	0	0	1	0	0	
2017	N.C. State			Redshirted															
2018	N.C. State	13	13	34	16	18	4.0	21.0	8.0	28.0	1	0	0	0	2	0	1	0	
2019	N.C. State	12	12	51	24	27	7.0	40.0	12.0	58.0	0	0	-	0	1	0	2	0	
<b>College Totals</b>		<b>42</b>	<b>42</b>	<b>144</b>	<b>82</b>	<b>62</b>	<b>16.5</b>	<b>107.0</b>	<b>43.5</b>	<b>176.0</b>	<b>1</b>	<b>0</b>	<b>0</b>	<b>0</b>	<b>3</b>	<b>1</b>	<b>4</b>	<b>0</b>	

### N.C. State Single-Game Highs

Tackles - 6 (Five ties, last vs. Syracuse 10/10/19)

Sacks - 3.5 at Florida State (9/28/19)

Tackles for Loss - 4 vs. Virginia (9/29/18)

Fumble Recoveries - 2 at Georgia Tech (11/21/19)

Interception - 1 vs. Florida State (11/3/18)

Passes Defensed - 1 (Three times, last vs. Clemson 11/9/19)

## LARRELL MURCHISON'S DEFENSIVE GAME-BY-GAME

### 2020 Tennessee Titans

Date	Opp	W/L	P/S	Tot	Solo	Asst	Sk	-Yds	QBP	TFL	Int	Yds	TD	PD	FF	FR	Yds	SpT
Sept 14	@ Den	W	IA															
Sept 20	Jax	W	p	1	0	1	0.0	0.0	0	0	0	0	0	0	0	0	0	0
Sept 27	@ Min	W	p	0	0	0	0.0	0.0	0	0	0	0	0	0	0	0	0	0
Oct 13	Buf	W	p	2	1	1	0.0	0.0	0	1	0	0	0	0	0	0	0	0
Oct 18	Hou	W	p	0	0	0	0.0	0.0	0	0	0	0	0	0	0	0	0	0
Oct 25	Pit	L	p	0	0	0	0.0	0.0	0	0	0	0	0	0	0	0	0	0
Nov 1	@ Cin	L	p	0	0	0	0.0	0.0	0	0	0	0	0	0	0	0	0	0
Nov 8	Chi	W	p	0	0	0	0.0	0.0	0	0	0	0	0	0	0	0	0	0
Nov 12	Ind	L	p	0	0	0	0.0	0.0	0	0	0	0	0	0	0	0	0	0
Nov 22	@ Bal	W	IA															
Nov 29	@ Ind	W	IA															

Dec 6	Cle																	
Dec 13	@ Jax																	
Dec 20	Det																	
Dec 27	@ GB																	
Jan 3	@ Hou																	
<b>Totals</b>				<b>8-3</b>	<b>8/0</b>	<b>3</b>	<b>1</b>	<b>2</b>	<b>0.0</b>	<b>0.0</b>	<b>0</b>	<b>1</b>	<b>0</b>	<b>0</b>	<b>0</b>	<b>0</b>	<b>0</b>	<b>0</b>


## LARRELL MURCHISON'S NFL STATISTICS

REGULAR SEASON				TACKLES								INTERCEPTIONS					FUMBLES			
Year	Team	GP	GS	Tot	Solo	Asst	Sk	Yds	QBP	TFL	No	Yds	Lg	TD	PD	FF	FR	Yds	SpT	
2020	Tennessee	8	0	3	1	2	0.0	0.0	0	1	0	0	0	0	0	0	0	0	0	
<b>NFL Totals</b>		<b>8</b>	<b>0</b>	<b>3</b>	<b>1</b>	<b>2</b>	<b>0.0</b>	<b>0.0</b>	<b>0</b>	<b>1</b>	<b>0</b>	<b>0</b>	<b>0</b>	<b>0</b>	<b>0</b>	<b>0</b>	<b>0</b>	<b>0</b>	<b>0</b>	

### Single-Game Highs

Tackles - 2 vs. Buffalo (10/13/20)

Tackles For Loss - 1 vs. Buffalo (10/13/20)



# 44 MATT ORZECH

LONG SNAPPER • 6'3" • 246 LBS • COLLEGE: AZUSA PACIFIC  
ACQUIRED: FREE AGENT - 2020 • NFL EXPERIENCE (NFL/TITANS): 2/1  
HOMETOWN: SAN DIEGO, CALIF.  
GAMES PLAYED/GAMES STARTED: 16/0 (PLAYOFFS: 0/0)



**PRO:** The Titans signed free agent long snapper Matt Orzech (ORR-zeck) from the Miami Dolphins' practice squad during Week 9 of the 2020 season to add insurance and experience to the long snapping position. The 6-foot-3-inch, 246-pounder served as the Jacksonville Jaguars' long snapper in 2019 and has 16 games of NFL experience. The San Diego, Calif., native was originally signed as a rookie free agent by the Baltimore Ravens following the 2019 NFL Draft.

### CAREER HIGHLIGHTS:

- In 2019, Orzech appeared in all 16 games at long snapper for Jacksonville and helped Jaguars kicker Josh Lambo set a franchise record for field goals in a single season with 33.

### TITANS TIDBITS:

- Orzech's father, Matt, played football at Iowa State.

### CAREER TRANSACTIONS:

- The San Diego, Calif., native originally signed with the Baltimore Ravens as a rookie free agent on May 3, 2019.
- Waived by Baltimore on Aug. 30, 2019.
- Claimed off waivers by the Jacksonville Jaguars on Sept. 1, 2019.
- Waived by the Jaguars on Sept. 5, 2020.
- Signed by the Miami Dolphins to the team's practice squad on Sept. 10, 2020.
- Signed by the Titans from the Miami Dolphins' practice squad on Nov. 4, 2020.

### SEASON RECAPS:

#### 2020 (0/0 - Tennessee):

- Against Indianapolis (11/12), was inactive.
- At Baltimore (11/22), was inactive.
- At Indianapolis (11/29), was inactive.

**2019 (16/0 - Jacksonville):** Saw action in all 16 games at long snapper. Helped Jaguars kicker Josh Lambo set a franchise record for field goals in a single season with 33.

### COLLEGE:

- Appeared in 45 games with eight starts at tight end and also handled long snapping duties over four seasons (2013-18) at Azusa Pacific. Totaled eight catches for 139 yards and posted 11 tackles.
- As a senior (2018), saw action in 11 games with five starts and tallied eight receptions for 139 yards and tallied seven tackles.
- As a redshirt junior (2017), started two games at tight end before suffering a season-ending injury.
- Missed the entire 2016 season due to injury.
- As a junior (2015), appeared in all 10 games as a reserve tight end and blocking specialist. Posted one tackle.
- As a sophomore (2014), saw action in all 11 games as a reserve tight end.

- As a freshman (2013), played in 11 games with one start at tight end. Handed long snapping duties. Recorded two tackles.
- Majored in graphic design at Azusa Pacific.

### PERSONAL:

- Attended Paloma Valley (Calif.) High School where he played tight end and defensive end.
- As a senior (2012), helped guide the Wildcats to a 9-4 record and to the third round of the playoffs.
- Played in all 13 games and caught six passes for 97 yards with one touchdown and added 55 tackles and 9.0 sacks as a senior.
- Also lettered two years in baseball as a pitcher and first baseman.
- Has one brother, Michael, and one sister, Mikenna.
- Son of Matt and Jayme Orzech.
- Follow Orzech on Instagram @MatthewOrzech46
- Born Matthew Orzech on April 12, 1995 in Menifee, Calif.

MATT ORZECH'S NFL STATISTICS				
REGULAR SEASON				
Year	Team	GP	GS	SpT Tackles
2019	Jacksonville	16	0	0
2020	Tennessee	0	0	0
<b>NFL Totals</b>		<b>16</b>	<b>0</b>	<b>0</b>



# 47 MATT OVERTON

LONG SNAPPER • 6'1" • 243 LBS • COLLEGE: WESTERN WASHINGTON  
ACQUIRED: FREE AGENT - 2020 • NFL EXPERIENCE (NFL/TITANS): 8/1  
HOMETOWN: TRACY, CALIF.  
GAMES PLAYED/GAMES STARTED: 104/0 (PLAYOFFS: 6/0)



## Pro Bowl: 2013

**PRO:** The Titans signed free agent long snapper Matt Overton to the team's practice squad during Week 6 of the 2020 season to add insurance and experience to the long snapping position. The 6-foot-1-inch, 243-pounder has 100 games of NFL experience and was selected to the Pro Bowl following the 2013 season. The Tracy, Calif., native was originally signed as a rookie free agent by the Seattle Seahawks in 2007 but was released prior to the start of the season. He spent the 2008-10 seasons with the Tri-Cities Fever (AF2), Florida Tuskers (UFL) and Omaha Nighthawks (UFL). Overton has appeared in NFL games for the Indianapolis Colts (2012-16) and Jacksonville Jaguars (2017-18), and has also spent time with the Los Angeles Chargers.

### CAREER HIGHLIGHTS:

- Overton appeared in all 16 games every season from 2012-16.
- In 2013, Overton was selected to his first career Pro Bowl while with the Colts.
- In 2014, Overton snapped for Colts punter Pat McAfee and kicker Adam Vinatieri, who were both named All-Pro and selected to the Pro Bowl.
- In 2015, Overton helped Vinatieri record his 18th career 100-point season and become the third player in NFL history to convert 300 field goals.

### TITANS TIDBITS:

- Overton's father, Tom, played college football at Cal-State Hayward.
- Overton's grandfather, Paul Wallrof, played football at the University of Washington and was a long-time head football coach and athletic hall of fame inductee at the University of Puget Sound.
- Overton is the founder and president of Pros 2 Youth, a non-profit organization based in his hometown of Tracy, Calif.
- Overton is the co-owner of Led By Pros Youth Football Academy in Omaha, Neb., with former Ohio State Buckeyes running back Maurice Clarett.

### CAREER TRANSACTIONS:

- The Tracy, Calif., native originally signed with the Seattle Seahawks as a rookie free agent following the 2007 NFL Draft.
- Waived by the Seahawks prior to the start of the season.
- Signed by the Tri-Cities Fever (AF2) in 2008.
- Signed by the Florida Tuskers (UFL) in 2009.
- Signed by the Seahawks as a free agent on Feb. 10, 2010.
- Waived by the Seahawks on March 16, 2010.
- Signed by the Seahawks on April 30, 2010.
- Waived by the Seahawks on Aug. 4, 2010.
- Signed by the Omaha Nighthawks in 2010.
- Signed as a free agent by the Indianapolis Colts on April 2, 2012.
- Waived by the Colts on May 1, 2017.
- Signed by the Jacksonville Jaguars as a free agent on Aug. 3, 2017.
- Signed by the Jaguars as a free agent on Oct. 12, 2018.
- Signed by the Los Angeles Chargers as a free agent on Nov. 15, 2019.
- Waived by the Chargers on Nov. 18, 2019.
- Signed by the Titans to the team's practice squad on Oct. 12, 2020.
- Activated from the practice squad to the active roster standard elevation on Nov. 7, 2020.
- Activated from the practice squad to the active roster standard elevation on Nov. 12, 2020.
- Activated from the practice squad to the active roster COVID-19 replacement on Nov. 21, 2020.

### SEASON RECAPS:

**2020 (4/0 - Tennessee):**

- Against Chicago (11/8), made his Titans debut as a reserve at long snapper.
- Against Indianapolis (11/12), saw action as a reserve at long snapper.
- At Baltimore (11/22), played as a reserve at long snapper.
- At Indianapolis (11/29), served as the team's long snapper.

**2019 (0/0 - Los Angeles Chargers):** Spent a portion of Week 11 with the Los Angeles Chargers but did not appear in a game.

**2018 (11/0 - Jacksonville):** Signed with the Jaguars during Week 6 and appeared in the club's remaining 11 games.

**2017 (9/0 - Jacksonville):** Played in the first nine games before being placed on injured reserve.

**2016 (16/0 - Indianapolis):** Saw action in all 16 games at long snapper for the fifth consecutive season.

**2015 (16/0 - Indianapolis):** Saw action in all 16 games at long snapper for the fourth consecutive season. Snapped for Colts kicker Adam Vinatieri who recorded his 18th career 100-point season and became the third player in the NFL to convert 300 field goals. Had two special teams tackles on the season.

**2014 (16/0; 3/0 - Indianapolis):** Played in all 16 games for the third consecutive season and appeared in all three postseason contests. Helped Colts kicker Adam Vinatieri and punter Pat McAfee both earn All-Pro recognition and be selected to the Pro Bowl. Posted eight special teams tackles and one postseason special teams tackle.

- At New England in the AFC Championship (1/18/15), recorded one special teams tackle.

**2013 (16/0; 2/0 - Indianapolis):** Named to his first career Pro Bowl after competing in all 16 games and both postseason contests. Added five special teams tackles on the season and one special teams tackle in the playoffs.

**2012 (16/0; 1/0 - Indianapolis):** Appeared in all 16 games and finished third on the team with nine special teams tackles. Saw action in one postseason contest.

**2010 (Omaha Nighthawks):** Named to the United Football League's top 10 players list.

**2009 (Florida Tuskers):** Helped the team record a 6-0 record while reaching the UFL Championship.

**2008 (Tri-Cities Fever):** Part of a team that won four games and finished fifth in the IFL's NC West.

**2007 (0/0 - Seattle):** Signed as an undrafted free agent but was released prior to the start of the season.

### COLLEGE:

- Was a two-year starter at defensive end and long snapper for Western Washington (2005-06) and finished his career with 5.0 sacks, 7.5 tackles for loss, one interception, one forced fumble and seven passes defended.
- Prior to Western Washington, attended Diablo Valley College from 2003-04.

### PERSONAL:



- Attended Tracy (Calif.) High School where he lettered two seasons as an offensive guard.
- Was an honorable mention San Joaquin Athletic Association All Star as a senior while serving as co-captain of the team.
- Also lettered in golf and baseball.
- Son of Tom Overton and Lisa Blair.
- Has two siblings, Stefan and Nicole.
- Follow Overton on Twitter and Instagram @MattOverton\_LS.
- Born Matthew Overton on July 6, 1985 in Tracy, Calif.

## MATT OVERTON'S NFL STATISTICS

### REGULAR SEASON

Year	Team	GP	GS	SpT Tackles
2012	Indianapolis	16	0	9
2013	Indianapolis	16	0	5
2014	Indianapolis	16	0	8
2015	Indianapolis	16	0	2
2016	Indianapolis	16	0	2
2017	Jacksonville	9	0	0
2018	Jacksonville	11	0	1
2019	L.A. Chargers	0	0	0
2020	Tennessee	4	0	0
<b>NFL Totals</b>		<b>104</b>	<b>0</b>	<b>27</b>

### PLAYOFFS

Year	Team	GP	GS	SpT Tackles
2012	Indianapolis	1	0	0
2013	Indianapolis	2	0	1
2014	Indianapolis	3	0	1
<b>NFL Totals</b>		<b>6</b>	<b>0</b>	<b>2</b>



# 20 SENORISE PERRY

**RUNNING BACK • 6'0" • 210 LBS • COLLEGE: LOUISVILLE**  
**ACQUIRED: FREE AGENT - 2020 • NFL EXPERIENCE (NFL/TITANS): 6/1**  
**HOMETOWN: SUMMERVILLE, GA.**  
**GAMES PLAYED/GAMES STARTED: 63/0 (PLAYOFFS: 1/0)**



**PRO:** The Titans signed Senorise Perry during the 2020 offseason to add depth and special teams experience to the running back rotation. The former University of Louisville product has made his mark in the NFL on special teams coverage units and as a kickoff returner. The 6-foot, 210-pounder entered the NFL as a rookie free agent with the Chicago Bears in 2014. Perry has also spent time with the Miami Dolphins (2016-18) and the Buffalo Bills (2019).

#### TITANS TIDBITS:

- Perry wasn't among the rookie free agents signed in the days following the 2014 NFL Draft. He hit the tryout circuit and hoped to make an impression. Perry was one of two players signed by the Chicago Bears after a May tryout. He excelled on special teams in the preseason games and sealed his 53-man roster spot as an undrafted free agent.
- Perry excelled in track and field as a high school senior, winning the Georgia state titles in the 100 meters and long jump.
- Perry's hobbies include photography and he has a desire to learn how to deep sea fish.
- The best advice Perry has received came from his mother. She said, "always believe in yourself and trust in the man above."

#### CAREER TRANSACTIONS:

- The Summerville, Ga., native was originally signed by the Chicago Bears as a rookie free agent on May 19, 2014.
- Waived by the Bears on Aug. 28, 2016 and signed to the team's practice squad on Sept. 4, 2016.
- Released from the Bears' practice squad on Sept. 13, 2016.
- Signed by the Miami Dolphins to their practice squad on Oct. 12, 2016.
- Signed by the Dolphins to a future's contract on Jan. 10, 2017.
- Signed by the Buffalo Bills as an unrestricted free agent on March 28, 2019.
- Waived by the Bills with an injury settlement on Sept. 4, 2019.
- Signed by the Bills as a free agent on Oct. 8, 2019.
- Signed by the Titans as a free agent on April 30, 2020.

#### SEASON RECAPS:

**2020 (4/0 - Tennessee):** Placed on injured reserve on Sept. 23, 2020. Activated from injured reserve designated for return on Nov. 18, 2020.

- At Denver (9/14), made his Titans debut as a reserve on special teams and tied for the team lead with a tackle on coverage units.
- Against Jacksonville (9/20), played as a reserve at running back and carried the ball twice for nine yards with a first down.
- At Baltimore (11/22), saw action as a reserve on special teams.
- At Indianapolis (11/29), collected a special teams tackle on coverage units.

**2019 (11/0, 1/0 - Buffalo):** Placed on injured reserve by the Bills on Aug. 31, 2019 following the preseason and was waived with an injury settlement on Sept. 4, 2019. Re-signed with club on Oct. 8, 2019. Saw action in 11 games and his first postseason contest in his only campaign with the Bills. Finished second on the team with six special teams tackles. Carried the ball three times for three yards and caught a one-yard pass. Returned one kickoff for two yards.

- Against N.Y. Jets (12/29), rushed three times for three yards and hauled in one reception for one yard in the regular season finale.

**2018 (16/0 - Miami):** Played in all 16 games primarily on special teams and registered eight kickoff returns for 164 yards. Posted 12 special teams

tackles and a fumble recovery on coverage units.

- At Houston (10/25), posted three kickoff returns for 80 yards.
- Against Buffalo (12/2), notched a special teams fumble recovery on coverage units. Recovered a muffed punt by Isaiah McKenzie at the Bills' 36-yard line in the second quarter.
- At Buffalo (12/30), tallied one kickoff return for 18 yards and notched four special teams tackles on coverage units.

**2017 (16/0 - Miami):** Saw action in all 16 games and recorded eight carries for 30 yards. Added 10 kickoff returns for 202 yards. Registered nine special teams tackles on coverage units.

- Against Denver (12/3), rushed five times for 22 yards. Added one kickoff return for 20 yards and a solo special teams tackle. Brought down Isaiah McKenzie in the end zone for a safety on a Broncos' punt return in the fourth quarter. His five carries were the first rushing attempts of his career.
- Against New England (12/11), recorded two kickoff returns for 33 yards and notched two special teams tackles.
- Against Buffalo (12/31), produced three carries for eight yards and hauled in one reception for three yards. Added two kickoff returns for 59 yards.

**2016 (0/0 - Chicago; 0/0 - Miami):** Spent the offseason and training camp with the Bears before being waived on Aug. 28. Spent one week on the Bears' practice squad before being released. Spent 11 games on the Dolphins' practice squad.

**2015 (0/0 - Chicago):** Missed the entire season after he was placed on injured reserve on Sept. 1.

**2014 (16/0 - Chicago):** Played as a reserve primarily on special teams in all 16 games. Posted 10 special teams tackles and two forced fumbles on coverage units. Returned four kickoffs for 88 yards. Hauled in one reception for minus-one yard.

- Against Buffalo (9/7), made his NFL debut and recorded a special teams tackle on coverage units.
- At Carolina (10/5), tallied a special teams tackle and the first forced fumble of his career.
- At Detroit (11/27), hauled in one reception for minus-one yard. Added two special teams tackles and a forced fumble.

#### COLLEGE:

• Was a four-year letterman (2010-13) at Louisville. Played in 46 games with six starts and posted 289 carries for 1,409 yards and 18 touchdowns to go along with 36 receptions for 359 yards and a score. Tallied 22 kickoff returns for 513 yards. Collected 30 tackles and a forced fumble on special teams.

• As a senior (2013), played in all 13 games with six starts and posted 141 carries for 677 yards and six touchdowns. Hauled in 18 receptions for 178 yards and a score. Registered seven kickoff returns for 166 yards. Notched seven tackles and a forced fumble on special teams.

• As a junior (2012), played in 11 games and notched 136 carries for 705 yards and a team-best 11 touchdowns. Added 18 receptions for 181 yards and seven kickoff returns for 137 yards. Recorded five special teams tackles.

• As a sophomore (2011), played in all 13 games and recorded 12 carries for 27 yards and a touchdown. Posted eight kickoff returns for 210 yards. Notched 11 special teams tackles and a blocked punt on special teams.

• As a true freshman (2010), saw action in nine games and collected seven tackles on special teams.

• Graduated with a degree in communications from Louisville.

**PERSONAL:**

- Attended Chattooga (Summerville, Ga.) High School where he played running back and linebacker.
- As a senior (2009), posted 918 rushing yards and 216 receiving yards with 12 offensive touchdowns and six return scores. Named All-state as a return specialist and All-area on defense.
- Also participated in track and field, winning state titles in the 100 meters and long jump.
- Has a son and a daughter.
- First name is pronounced suh-nah-riss.
- Follow Perry on Twitter @SenioriseP.
- Born Seniorise Perry on Sept. 19, 1991 in Summerville, Ga.

## SENRISE PERRY'S TITANS GAME-BY-GAME

2020 Tennessee Titans				RUSHING					RECEIVING						
Date	Opp	W/L	P/S	Att	Yds	Avg	Lg	TD	No	Yds	Avg	Lg	TD		
Sept 14	@ Den	W	p	0	0	-	0	0	0	0	-	0	0	0	0
Sept 20	Jax	W	p	2	9	4.5	6	0	0	0	-	0	0	0	0
Sept 27	@ Min	W	IR												
Oct 13	Buf	W	IR												
Oct 18	Hou	W	IR												
Oct 25	Pit	L	IR												
Nov 1	@ Cin	L	IR												
Nov 8	Chi	W	IR												
Nov 12	Ind	L	IR												
Nov 22	@ Bal	W	p		0	0	-	0	0	0	-	0	0	0	0
Nov 29	@ Ind	W	p		0	0	-	0	0	0	-	0	0	0	0
Dec 6	Cle														
Dec 13	@ Jax														
Dec 20	Det														
Dec 27	@ GB														
Jan 3	@ Hou														
<b>Totals</b>					<b>4-0</b>	<b>4/0</b>	<b>2</b>	<b>9</b>	<b>4.5</b>	<b>6</b>	<b>0</b>	<b>0</b>	<b>0</b>	<b>-</b>	<b>0 0</b>

## SENRORISE PERRY'S NFL STATISTICS

### REGULAR SEASON

Year	Team	GP	GS	RUSHING					RECEIVING				
				Att	Yds	Avg	Lg	TD	No	Yds	Avg	Lg	TD
2014	Chicago	16	0	0	0	-	0	0	1	-1	-1.0	-1	0
2015	Chicago	0	0						Injured Reserve				
2016	Chicago/Miami	0	0						Practice Squad				
2017	Miami	16	0	8	30	3.8	12	0	1	3	3.0	3	0
2018	Miami	16	0	0	0	-	0	0	0	0	-	0	0
2019	Buffalo	11	0	3	3	3.0	6	0	1	1	1.0	1	0
2020	Tennessee	4	0	2	9	4.5	6	0	0	0	-	0	0
<b>NFL Totals</b>		<b>63</b>	<b>0</b>	<b>13</b>	<b>42</b>	<b>3.2</b>	<b>12</b>	<b>0</b>	<b>3</b>	<b>3</b>	<b>1.0</b>	<b>3</b>	<b>0</b>

Year	Team	PUNT RETURNS						KICKOFF RETURNS				
		No	FC	Yds	Avg	Lg	TD	No	Yds	Avg	Lg	TD
2014	Chicago	0	0	0	0.0	-	0	4	88	22.0	21	0
2015	Chicago							Injured Reserve				
2016	Chicago/Miami							Practice Squad				
2017	Miami	0	0	0	0.0	-	0	10	202	20.2	37	0
2018	Miami	0	0	0	0.0	-	0	8	164	20.5	32	0
2019	Buffalo	0	0	0	0.0	-	0	1	2	2.0	2	0
<b>NFL Totals</b>		<b>0</b>	<b>0</b>	<b>0</b>	<b>0.0</b>	<b>-</b>	<b>0</b>	<b>23</b>	<b>456</b>	<b>19.8</b>	<b>37</b>	<b>0</b>

Year	Team	GP	GS	RUSHING					RECEIVING				
				Att	Yds	Avg	Lg	TD	No	Yds	Avg	Lg	TD
2019	Buffalo	1	0	0	0	0.0	-	0	0	0	0.0	-	0
<b>NFL Totals</b>		<b>1</b>	<b>0</b>	<b>0</b>	<b>0</b>	<b>0.0</b>	<b>-</b>	<b>0</b>	<b>0</b>	<b>0</b>	<b>0.0</b>	<b>-</b>	<b>0</b>

Year	Team	PUNT RETURNS						KICKOFF RETURNS				
		No	FC	Yds	Avg	Lg	TD	No	Yds	Avg	Lg	TD
2019	Buffalo	0	0	0	0.0	-	0	0	0	0.0	-	0
<b>NFL Totals</b>		<b>0</b>	<b>0</b>	<b>0</b>	<b>0.0</b>	<b>-</b>	<b>0</b>	<b>0</b>	<b>0</b>	<b>0.0</b>	<b>-</b>	<b>0</b>

#### Single-Game Highs

Rushing Attempts - 5 vs. Denver (12/3/17)  
 Rushing Yards - 22 vs. Denver (12/3/17)  
 Long Rush - 12 vs. Denver (12/3/17)  
 Receptions - 1 (Three times, last vs. N.Y. Jets 12/29/19)  
 Receiving Yards - 3 vs. Buffalo (12/31/17)  
 Long Reception - 3 vs. Buffalo (12/31/17)  
 Kickoff Returns - 4 at Carolina (11/13/17)  
 Kickoff Return Yards - 87 at Carolina (11/13/17)  
 Kickoff Return Long - 37 vs. Buffalo (12/31/17)

#### Additional Statistics

Special Teams Tackles - 10 (2014), 9 (2017), 12 (2018), 6 (2019), **1 (2020)**  
 Special Teams Forced Fumbles - 2 (2014)  
 Special Teams Fumble Recoveries - 1 (2018)  
 Miscellaneous Fumble Recoveries - 1 (2017)  
 Safeties - 1 (2017)





# 85 MYCOLE PRUITT

TIGHT END • 6'2" • 245 LBS • COLLEGE: SOUTHERN ILLINOIS  
ACQUIRED: FREE AGENT - 2018 • NFL EXPERIENCE (NFL/TITANS): 5/3  
HOMETOWN: SOUTH BEND, IND.  
GAMES PLAYED/GAMES STARTED: 58/17 (PLAYOFFS: 4/2)



**PRO:** The Titans signed MyCole Pruitt from the Houston Texans' practice squad following Week 1 of the 2018 season. In his first two seasons with the club, he became an increasingly important member of the offense's tight end rotation, primarily excelling as a blocker. The 6-foot-2-inch, 245-pounder appeared in 31 games with 11 starts from 2018 through 2019 and totaled 15 receptions for 192 yards and two touchdowns. The Southern Illinois product was originally selected by the Minnesota Vikings in the fifth round of the 2015 NFL Draft and has also spent time with the Chicago Bears, Buffalo Bills and Houston Texans.

### CAREER HIGHLIGHTS:

- In 2019, he played in all 16 games for the second time in his career and set a career high with 10 starts. He posted six receptions for 90 yards and one touchdown, and he added four catches for 28 yards in three playoff games (one start).
- In his first season with the Titans in 2018, Pruitt tallied nine catches for a career-best 102 yards with a touchdown.
- As a rookie in 2015, Pruitt saw action in all 16 games and grabbed 10 receptions for 89 yards.

### TITANS TIDBITS:

- The name MyCole has a unique origin. Pruitt's mother's name is Colette. Cole means "people's victory" in Greek baby names. She named him MyCole for My-Victory. MyCole is his mother's victory.

### CAREER TRANSACTIONS:

- The South Bend, Ind., native was originally selected by the Minnesota Vikings in the fifth round (143rd overall) of the 2015 NFL Draft.
- Waived by the Vikings on Nov. 8, 2016 and signed to the team's practice squad two days later.
- Signed by the Chicago Bears to their active roster from the Vikings' practice squad on Dec. 13, 2016.
- Waived by the Bears on Sept. 2, 2017.
- Signed by the Buffalo Bills to their practice squad on Sept. 4, 2017.
- Waived from the Bills practice squad on Sept. 14, 2017.
- Signed by the Houston Texans to their practice squad on Sept. 16, 2017.
- Signed by the Texans to their active roster from the practice squad on Dec. 5, 2017.
- Waived by the Texans on Sept. 2, 2018 and signed to the team's practice squad two days later.
- Signed by the Titans to their active roster from the Texans' practice squad on Sept. 10, 2018.

### SEASON RECAPS:

#### 2020 (6/3 - Tennessee):

- At Denver (9/14), started at tight end and snared a one-yard touchdown reception. Evened the score at 7-7 with an acrobatic one-yard touchdown grab from Ryan Tannehill in the second quarter.
- Against Jacksonville (9/20), played as a reserve at tight end.
- At Minnesota (9/27), saw action as a reserve at tight end and tied a career-best with two catches for 16 yards.
- Against Buffalo (10/13), missed the game while on reserve/COVID-19.
- Against Houston (10/18), missed the game while on reserve/COVID-19.
- Against Pittsburgh (10/25), started at tight end.
- At Cincinnati (11/1), started at tight end.
- Against Chicago (11/8), saw action as a reserve at tight end but left the game late in the first quarter with an injury.
- Against Indianapolis (11/12), was inactive.
- At Baltimore (11/22), was inactive.

- At Indianapolis (11/29), was inactive.

**2019 (16/10, 3/1 - Tennessee):** Played in all 16 games with 10 starts at tight end and collected six receptions for 90 yards with a touchdown. Registered a special teams tackle on coverage units. Played in all three postseason contests with a start at tight end and notched four catches for 28 yards. Tied for the team lead in receptions once (at NE). Tied for the team lead in special teams tackles once (vs. BUF).

- Against Buffalo (10/6), started at tight end. Notched a special teams tackle on coverage units.
- Against L.A. Chargers (10/20), started at tight end and helped the offense amass 403 total yards.
- Against Kansas City (11/10), started at tight end and helped open holes for Titans' rushers to gain 225 yards on the ground.
- Against Jacksonville (11/24), saw action as a reserve at tight end and snared one pass for 20 yards.
- At Oakland (12/8), started at tight end and hauled in one pass for a career-long 42 yards. Set up a Titans touchdown by getting open down the seam and hauling in a 42-yard reception in the third stanza.
- Against Houston (12/15), started at tight end and helped open holes for Titans' rushers to gain 163 yards on the ground.
- Against New Orleans (12/22), started at tight end and caught two passes for 15 yards.
- At Houston (12/29), played as a reserve at tight end and caught two passes for 13 yards with a touchdown. Gave the Titans a 14-7 lead with a one-yard touchdown grab early in the second quarter.
- At New England (1/4), tied for the team lead with two catches for four yards.
- At Baltimore (1/11), started at tight end and grabbed one pass for 15 yards.
- At Kansas City (1/19), played as a reserve at tight end and snared one pass for nine yards.

**2018 (15/1 - Tennessee):** Played in 15 games with one start at tight end in his first season with the Titans. Registered nine receptions for a career-best 102 yards with a touchdown. Joined the Titans in Week 2 from the Texans' practice squad. Registered his first career touchdown reception against Washington (12/22/18).

- At Indianapolis (11/18), played as a reserve at tight end and caught one pass for 19 yards. Set up the Titans' touchdown with an acrobatic 19-yard catch down to the Colts' one-yard line in the fourth quarter.
- At Houston (11/26), saw action as a reserve at tight end and caught one pass for 13 yards.
- Against N.Y. Jets (12/2), played as a reserve at tight end and caught one pass for four yards.
- Against Jacksonville (12/6), saw action as a reserve at tight end and snared one reception for nine yards.
- At N.Y. Giants (12/16), played as a reserve at tight end and hauled in one reception for two yards.
- Against Washington (12/22), started at tight end and snared two receptions for 29 yards with a touchdown. Kickstarted a Titans' scoring drive with a 27-yard catch over the middle late in the third quarter. Gave the Titans a 19-16 lead with his first career touchdown catch, a two-yard play-action reception for the winning score, in the final stanza.
- Against Indianapolis (12/30), played as a reserve at tight end and caught two passes for 26 yards.

**2017 (1/0 - Houston):** Saw action in one game as a reserve tight end. Was inactive for one contest before being placed on injured reserve on Dec. 19,

2017. Spent 10 weeks on the Texans' practice squad. Spent the first week on the Buffalo Bills' practice squad.

**2016 (2/0 - Minnesota; 2/0 - Chicago):** Appeared in two games as a reserve with the Vikings and caught one pass for seven yards. Was inactive for six games. Spent five weeks on the Vikings' practice squad before signing to the Bears' active roster. Saw action in two games as a reserve with the Bears and snared one reception for six yards. Was inactive for one contest.

- Against N.Y. Giants (10/3), caught one pass for a seven-yard gain as a member of the Vikings.
- At Minnesota (1/1), recorded one reception for six yards in the season finale as a member of the Bears.

**2015 (16/3, 1/1 - Minnesota):** Played in all 16 games as a rookie and logged three starts. Hauled in 10 receptions for 89 yards. Started his first career postseason game and amassed two receptions for 22 yards.

- At Arizona (12/10), tied a career-high two receptions for a career-high 36 receiving yards.

**COLLEGE:**

- Played four seasons (2011-14) at Southern Illinois and finished his career as the Missouri Valley Football Conference's all-time leader in career receptions (211), receiving yards (2,601) and receiving touchdowns (25) among tight ends. Named the best tight end in the history of the Missouri Valley Football Conference as part of the conference's 30-year anniversary.
- Named a consensus First-Team All-American following the 2013 and 2014 seasons. Was twice named the CFPA's FCS Tight End of the Year (2013, 2014).
- Holds the Southern Illinois career record with 221 receptions and the Southern Illinois single-season record with 81 receptions.
- As a senior (2014), named first-team All-American by the Associated Press, AFCA, ADA, The Sports Network and Walter Camp Foundation and was a first-team All-MVFC selection. Posted a school record and led the MVFC with 81 receptions. Had 13 touchdown receptions, including at least one in every MVFC game.
- As a junior (2013), started 10 games, but missed the final two games of the season after playing the second half against Missouri State with a

broken leg. Led the MVFC and was third in the nation with 48 receptions by a tight end. Led the MVFC and was second in the nation with 601 receiving yards by a tight end. Finished third in the MVFC with 4.8 receptions per game.

- As a sophomore (2012), started all 11 games at tight end and led the team with 49 receptions, 577 receiving yards and four touchdown receptions.
- As a redshirt freshman (2011), started eight games, including the final seven games of the season and led the team in receptions, receiving yards and receiving touchdowns.
- Graduated in December 2014 from Southern Illinois with a bachelor's degree in industrial technology.

**PERSONAL:**

- Attended Kirkwood (Mo.) High School and named all-conference three times as a defensive end and as a tight end as a senior.
- As a senior, caught 30 passes for 397 yards and six touchdowns and posted 50 tackles, 14 tackles for a loss and six sacks.
- His team advanced to the second round of the playoffs in his junior season, and went 10-1 and made the state playoffs during his sophomore year.
- Played volleyball, track and field and basketball in high school, leading his basketball team to a 2008-09 district title.
- Follow Pruitt on Twitter and on Instagram at @flyycole\_x4.
- Born MyCole Pruitt on March 24, 1992 in South Bend, Ind.

**MyCOLE PRUITT'S TITANS GAME-BY-GAME**

2018 Tennessee Titans				RECEIVING				
Date	Opp.	W/L	P/S	No	Yds	Avg	Lg	TD
Sept 16	Hou	W	p	0	0	-	0	0
Sept 23	@ Jax	W	p	0	0	-	0	0
Sept 30	Phi	W	p	0	0	-	0	0
Oct 7	@ Buf	L	p	0	0	-	0	0
Oct 14	Bal	L	p	0	0	-	0	0
Oct 21	@ LAC	L	p	0	0	-	0	0
Nov 5	@ Dal	W	p	0	0	-	0	0
Nov 11	NE	W	p	0	0	-	0	0
Nov 18	@ Ind	L	p	1	19	19.0	19	0
Nov 26	@ Hou	L	p	1	13	13.0	13	0
Dec 2	NYJ	W	p	1	4	4.0	4	0
Dec 6	Jax	W	p	1	9	9.0	9	0
Dec 16	@ NYG	W	p	1	2	2.0	2	0
Dec 22	Was	W	S	2	29	14.5	27	1
Dec 30	Ind	L	p	2	26	13.0	17	0
<b>Totals</b>		<b>9-6</b>	<b>15/1</b>	<b>9</b>	<b>102</b>	<b>11.3</b>	<b>27</b>	<b>1</b>

2019 Tennessee Titans				RECEIVING				
Date	Opp.	W/L	P/S	No	Yds	Avg	Lg	TD
Sept 8	@ Cle	W	p	0	0	-	0	0
Sept 15	Ind	L	S	0	0	-	0	0
Sept 19	@ Jax	L	p	0	0	-	0	0
Sept 29	@ Atl	W	p	0	0	-	0	0
Oct 6	Buf	L	S	0	0	-	0	0
Oct 13	@ Den	L	S	0	0	-	0	0
Oct 20	LAC	W	S	0	0	-	0	0
Oct 27	TB	W	S	0	0	-	0	0
Nov 3	@ Car	L	S	0	0	-	0	0
Nov 10	KC	W	S	0	0	-	0	0
Nov 24	Jax	W	p	1	20	20.0	20	0

Dec 1	@ Ind	W	p	0	0	-	0	0
Dec 8	@ Oak	W	S	1	42	42.0	42	0
Dec 15	Hou	L	S	0	0	-	0	0
Dec 22	NO	L	S	2	15	7.5	10	0
Dec 29	@ Hou	W	p	2	13	6.5	12	1
<b>Totals</b>		<b>9-7</b>	<b>16/10</b>	<b>6</b>	<b>90</b>	<b>15.0</b>	<b>42</b>	<b>1</b>
<b>Playoffs</b>								
Jan 4	@ NE	W	p	2	4	2.0	4	0
Jan 11	@ Bal	W	S	1	15	15.0	15	0
Jan 19	@ KC	L	p	1	9	9.0	9	0
<b>Totals</b>		<b>2-1</b>	<b>3/1</b>	<b>4</b>	<b>28</b>	<b>7.0</b>	<b>15</b>	<b>0</b>

2020 Tennessee Titans				RECEIVING				
Date	Opp.	W/L	P/S	No	Yds	Avg	Lg	TD
Sept 14	@ Den	W	S	1	1	1.0	1	1
Sept 20	Jax	W	p	0	0	-	0	0
Sept 27	@ Min	W	p	2	16	8.0	10	0
Oct 13	Buf	W	R/C					
Oct 18	Hou	W	R/C					
Oct 25	Pit	L	S	0	0	-	0	0
Nov 1	@ Cin	L	S	0	0	-	0	0
Nov 8	Chi	W	p	0	0	-	0	0
Nov 12	Ind	L	IA					
Nov 22	@ Bal	W	IA					
Nov 29	@ Ind	W	IA					
Dec 6	Cle							
Dec 13	@ Jax							
Dec 19/20	Det							
Dec 27	@ GB							
Jan 3	@ Hou							
<b>Totals</b>		<b>8-3</b>	<b>6/3</b>	<b>3</b>	<b>17</b>	<b>5.7</b>	<b>10</b>	<b>1</b>

## MyCOLE PRUITT'S NFL STATISTICS

### REGULAR SEASON

Year	Team	REGULAR SEASON		RECEIVING					RUSHING				
		GP	GS	No	Yds	Avg	Lg	TD	Att	Yds	Avg	Lg	TD
2015	Minnesota	16	3	10	89	8.9	32	0	0	0	-	0	0
2016	MIN/CHI	4	0	2	13	6.5	7	0	0	0	-	0	0
2017	Houston	1	0	0	0	-	0	0	0	0	-	0	0
2018	Tennessee	15	1	9	102	11.3	27	1	0	0	-	0	0
2019	Tennessee	16	10	6	90	15.0	42	1	0	0	-	0	0
2020	Tennessee	6	3	3	17	5.7	10	1	0	0	-	0	0
<b>NFL Totals</b>		<b>58</b>	<b>17</b>	<b>30</b>	<b>311</b>	<b>10.4</b>	<b>42</b>	<b>3</b>	<b>0</b>	<b>0</b>	<b>-</b>	<b>0</b>	<b>0</b>

### PLAYOFFS

Year	Team	PLAYOFFS		RECEIVING					RUSHING				
		GP	GS	No	Yds	Avg	Lg	TD	Att	Yds	Avg	Lg	TD
2015	Minnesota	1	1	2	22	11.0	18	0	0	0	-	0	0
2019	Tennessee	3	1	4	28	7.0	15	0	0	0	-	0	0
<b>NFL Totals</b>		<b>4</b>	<b>2</b>	<b>6</b>	<b>50</b>	<b>8.3</b>	<b>18</b>	<b>0</b>	<b>0</b>	<b>0</b>	<b>-</b>	<b>0</b>	<b>0</b>

#### Single-Game Highs


Receptions - **2 (Eight times, last at Minnesota 9/27/20)**  
 Receiving Yards - 42 at Oakland (12/8/19)  
 Long Reception - 42 at Oakland (12/8/19)  
 Touchdowns - **1 (Three times, last at Denver 9/14/20)**

#### Playoff Single-Game Highs

Receptions - 2 (Twice, last at New England 1/4/20)  
 Receiving Yards - 22 vs. Seattle (1/10/16)  
 Long Reception - 18 vs. Seattle (1/10/16)

#### Additional Statistics

Special Teams Tackles - 1 (2015), 1 (2016), 1 (2019)  
 Kickoff Returns - 1 for 12 yards (2015)



**72 DAVID QUESSENBERRY**

OFFENSIVE LINEMAN • 6'5" • 305 LBS • COLLEGE: SAN JOSE STATE  
 ACQUIRED: FREE AGENT - 2018 • NFL EXPERIENCE (NFL/TITANS): 2/1  
 HOMETOWN: LA JOLLA, CALIF.  
 GAMES PLAYED/GAMES STARTED: 13/1 (PLAYOFFS: 0/0)

**PRO:** The Titans signed offensive lineman David Quessenberry to the practice squad during Week 2 of the 2018 season. The 6-foot-5-inch, 305-pounder was originally drafted by the Houston Texans in the sixth round (176th overall) of the 2013 NFL Draft. He spent his rookie season on injured reserve, and spent the 2014-16 seasons on reserve/non-football illness list after being diagnosed with non-Hodgkin's lymphoma in June 2014. He was medically cleared and returned to action in 2017 as a member of the Texans practice squad. He was signed to the active roster on Dec. 19, 2017 and appeared in two contests for Houston. Quessenberry spent majority of the 2018 season on the Titans' practice squad, and in 2019 he spent time on the team's active roster and practice squad. The La Jolla, Calif., native appeared in a career-high four games in 2019 and caught his first career touchdown.

**CAREER HIGHLIGHTS:**

- In 2019, Quessenberry appeared in a career-high four games for the Titans and caught his first career touchdown on a one-yard catch.

**TITANS TIDBITS:**

- Quessenberry was diagnosed with non-Hodgkin's lymphoma in June 2014. He returned to Houston's practice squad in 2017 and made his NFL debut in Week 16 of the 2017 season.
- Named the Professional Football Writers of America's 2017 George Halas Award, given to a player, coach or staff member in the NFL who overcomes adversity to succeed.
- His father, David Sr., graduated from the Naval Academy in 1980 where he played football for the Midshipmen.
- His younger brother, Paul, played defensive end and linebacker for Navy.
- His youngest brother, Scott, was an offensive lineman at UCLA and currently plays for the Los Angeles Chargers.

**CAREER TRANSACTIONS:**

- The La Jolla, Calif., native was selected by the Houston Texans in the sixth round (176th overall) of the 2013 NFL Draft.
- Placed on reserve/non-football illness list on Aug. 25, 2014.
- Placed on reserve/non-football illness list on Sept. 1, 2015.
- Placed on reserve/non-football illness list on May 31, 2016.
- Reinstated by the Texans on Feb. 7, 2017.
- Waived by the Texans on Sept. 2, 2017 and added to the team's practice squad a day later.
- Signed to the Texans active roster from the practice squad on Dec. 19, 2017.
- Waived by the Texans on Sept. 1, 2018.
- Signed by the Titans to the practice squad on Sept. 11, 2018.
- Signed by the Titans to a future's contract on Jan. 1, 2019.
- Waived by the Titans on Oct. 7, 2019 and signed to the team's practice squad a day later.
- Signed by the Titans to a future's contract on Jan. 20, 2020.
- Activated from the practice squad to the active roster COVID-19 replacement on Oct. 13, 2020.
- Activated from the practice squad to the active roster standard elevation on Oct. 24, 2020.

**SEASON RECAPS:**

**2020 (7/1 - Tennessee):** Started his first career NFL contest at Indianapolis (11/29/20).  
 • Against Buffalo (10/13), made his season debut as a reserve on special

teams.

- Against Pittsburgh (10/25), played as a reserve on special teams.
- At Cincinnati (11/1), saw action as a reserve on special teams.
- Against Chicago (11/8), played as a reserve as an extra tight end in jumbo formations.
- Against Indianapolis (11/12), saw action as a reserve on the offensive front.
- At Baltimore (11/22), entered the game as a reserve at left tackle in the fourth quarter after Ty Sambrailo left the game with an injury.
- At Indianapolis (11/29), made his first career NFL start at left tackle and blocked for Titans' rushers to gain 229 yards on 45 carries. Member of an offensive front that allowed just one sack on 22 pass attempts.

**2019 (4/0 - Tennessee):** Played in a career-high four games as a reserve and snared a touchdown reception. Was inactive for one contest. Spent the final 14 weeks, including all three postseason contests, on the Titans' practice squad.

- At Cleveland (9/8), made his Titans debut as a reserve on special teams.
- Against Indianapolis (9/15), played as a reserve and hauled in his first career touchdown reception. Evened the score at 7-7 with his first career reception, a one-yard touchdown catch, on the first play of the second quarter.
- At Jacksonville (9/19), saw limited action as an extra tight end.
- At Atlanta (9/29), played as a reserve on special teams and as an extra tight end.

**2018 (0/0 - Tennessee):** Spent the final 15 games of the season with the Titans on the practice squad.

**2017 (2/0- Houston):** Spent majority of the season on the practice squad before being signed to the active roster Week 16. Appeared in the final two contests.

- Against Pittsburgh (12/25), made his NFL debut three years after being diagnosed with lymphoma and served as a team captain.
- At Indianapolis (12/31), saw action as an extra tackle.

**2016 (0/0- Houston):** Spent the entire season on the reserve/non-football illness list.

**2015 (0/0- Houston):** Spent the entire season on the reserve/non-football illness list.

**2014 (0/0- Houston):** Spent the entire season on the reserve/non-football illness list.

**2013 (0/0- Houston):** Was inactive for the season opener at San Diego (9/9) before being placed on injured reserve Sept. 10.

**COLLEGE:**

- In four seasons at San Jose State (2009-12), Quessenberry appeared in 49 games, starting the final 37 contests he appeared in at left tackle.
- As a senior (2012), started all 12 games at left tackle and earned All-Western Athletic Conference first-team honors. Became the first offensive lineman in program history to play in the Senior Bowl after recording 32 touchdown-resulting blocks. Named a finalist for the Burlsworth Trophy, given to the top FBS player that began his career as a non-scholarship player.
- As a junior (2011), started all 12 games at left tackle and earned second-team All-WAC honors as a junior.



- As a sophomore (2010), started all 13 games after taking over left tackle duties. Also contributed on special teams as a punt protector and lineman on kick-scoring tries. Placed on scholarship prior to the beginning of the season after walking on as a freshman.
- As a redshirt freshman (2009), played in all 12 games as a reserve offensive tackle and extra tight end.
- As a freshman (2008), redshirted.
- Graduated from San Jose State in December 2012 with a degree in history.

**PERSONAL:**

- Attended La Costa Canyon (Calif.) High School where he helped lead the Mavericks to a 7-4 record as a senior.
- As a junior, the 6-foot-3 inch, 190-pounder helped the Mavericks reach a 9-3 record. He grew two inches and added 35 pounds to his frame following his junior season.
- Also lettered in lacrosse.
- Follow Quessenberry on Twitter and Instagram at @davidqberry.
- Born David Quessenberry on Aug. 24, 1990 in La Jolla, Calif.

## DAVID QUESSENBERRY'S NFL STATISTICS

### REGULAR SEASON

Year	Team	GP	GS
2017	Houston	2	0
2019	Tennessee	4	0
2020	Tennessee	6	0
<b>NFL Totals</b>		<b>13</b>	<b>1</b>

### Starts Breakdown:

2020 - LT 1

### Additional Career Statistics

Receptions - 1-yard touchdown (vs. Indianapolis 9/15/19)



# 14 KALIF RAYMOND

WIDE RECEIVER • 5'8" • 182 LBS • COLLEGE: HOLY CROSS  
ACQUIRED: FREE AGENT - 2018 • NFL EXPERIENCE (NFL/TITANS): 3/2  
HOMETOWN: LAWRENCEVILLE, GA.  
GAMES PLAYED/GAMES STARTED: 31/4 (PLAYOFFS: 2/0)

**PRO:** The Titans signed Kalif Raymond to the practice squad during Week 17 of the 2018 season to add speed to the receiving corps as well as return ability. In 2019, he was on the practice squad for six games before being elevated to the 53-man roster. He appeared in a total of eight games during the regular season as a reserve receiver and returner. In the postseason, he played in two games with one start. The 5-foot-8-inch, 182-pounder was originally signed by the Denver Broncos as an undrafted free agent following the 2016 NFL Draft and appeared in four games as a rookie. The Lawrenceville, Ga., native also spent Weeks 4-5 of the 2018 season on the Titans practice squad, and has spent time with the New York Jets and New York Giants.

#### CAREER HIGHLIGHTS:

- In 2019, Raymond saw action in eight games during the regular season and produced nine receptions for 170 yards and one touchdown, four punt returns for 45 yards (11.3 avg.) and 18 kickoff returns for 403 yards (22.4 avg.). Additionally, he appeared in two playoff games and recorded a 45-yard touchdown catch.
- In 2017, appeared in eight games for both the New York Jets (2), and New York Giants (6). He returned 18 punts for 99 yards, and returned 14 kickoffs for 271 yards on the season.
- In 2016, made his NFL debut with the Denver Broncos and appeared in four contests as a rookie. Returned 11 punts for 111 yards, as well as six kickoffs for 137 yards.

#### TITANS TIDBITS:

- Raymond was a dual-sport collegiate athlete, competing in football as well as track and field during his senior season at Holy Cross. He placed second in the 100-meter dash at the 2015 New England Outdoor Championship with a time of 10.71 seconds.
- Raymond received little interest from college football programs when he was a student at Greater Atlanta Christian (Ga.) High School, partly due to a serious injury he suffered as a senior. Undeterred, he began sending emails to colleges with football programs and high academic standards. The only schools to respond were Lehigh, Georgetown and Holy Cross, and he chose the latter.
- In preparation for the 2016 NFL Draft, Raymond, who was not invited to the NFL Scouting Combine, was allowed to participate in Harvard's pro day since Holy Cross did not host a pro day.

#### CAREER TRANSACTIONS:

- The Lawrenceville, Ga., native originally signed with the Denver Broncos as a rookie free agent following the 2016 NFL Draft.
- Waived by the Broncos on Sept. 4, 2016 and signed to the practice squad a day later.
- Signed to the Broncos active roster off of the practice squad on Dec. 2, 2016.
- Waived by the Broncos on Sept. 2, 2017.
- Claimed by the New York Jets off waivers from the Broncos on Sept. 3, 2017.
- Waived by the Jets on Sept. 20, 2017 and signed to the practice squad a day later.
- Waived by the Jets on Sept. 27, 2017.
- Signed by the New York Giants on Oct. 11, 2017 to the team's practice squad.
- Waived by the Giants on Oct. 31, 2017 and was signed to the practice squad a day later.

- Signed to the Giants active roster off of the practice squad on Nov. 14, 2017.
- Waived by the Giants on Sept. 2, 2018.
- Signed by the Titans to the team's practice squad on Sept. 25, 2018.
- Waived by the Titans on Oct. 2, 2018.
- Signed by the Giants to the team's practice squad on Oct. 16, 2018.
- Waived by the Giants on Oct. 18, 2018.
- Signed by the Titans to the team's practice squad on Dec. 24, 2018.
- Waived by the Titans on Sept. 7, 2019 and was signed to the team's practice squad two days later.
- Signed by the Titans to their active roster from the practice squad on Oct. 26, 2019.

#### SEASON RECAPS:

- 2020 (11/3 - Tennessee):** Collected a career-high three receptions and a career-best 118 receiving yards at Minnesota (9/27/20). Has led the team in receiving yards once in 2020 (at MIN). Has tied for the team lead in special teams tackles once in 2020 (vs. IND).
- At Denver (9/14), played as a reserve at wide receiver and as a return specialist. Registered three punt returns for 19 yards and one kickoff return for 19 yards.
  - Against Jacksonville (9/20), returned three kickoffs for 52 yards.
  - At Minnesota (9/27), played as a reserve at wide receiver and set career-highs with three receptions and a team-best 118 receiving yards. Returned one kickoff for 30 yards and two punts for five yards. Set up the Titans' opening field goal with a diving 44-yard catch down the left sideline in the first quarter. Kickstarted the Titans' second touchdown drive with a 61-yard reception down to the Vikings' four-yard line late in the third quarter.
  - Against Buffalo (10/13), started at wide receiver and snagged two receptions for 26 yards. Returned two punts for 40 yards and two kickoffs for 35 yards. Set up the Titans' second touchdown with a 40-yard punt return down the left sideline to the Bills' 20-yard line late in the first quarter.
  - Against Houston (10/18), saw action as a reserve at wide receiver and recorded three catches for 32 yards. Returned three kickoffs for 63 yards and three punts for 20 yards.
  - Against Pittsburgh (10/25), returned three kickoffs for 43 yards and one punt for five yards.
  - At Cincinnati (11/1), played as a reserve at wide receiver and caught one pass for 11 yards. Returned one kickoff for 19 yards and one punt for three yards.
  - Against Chicago (11/8), returned three punts for 49 yards and one kickoff for 14 yards. His 16.3-yard punt return average was the best of his career in a game with at least three returns.
  - Against Indianapolis (11/12), started at wide receiver. Returned one punt for two yards. Registered a special teams tackle on coverage units.
  - At Baltimore (11/22), played as a reserve at wide receiver and punt returner.
  - At Indianapolis (11/29), saw action as a reserve at wide receiver and as a punt returner. Returned four punts for a career-high 52 yards with a long return of 17 yards.

**2019 (8/1, 2/0 - Tennessee):** Played in eight games with a start at wide receiver and posted career-highs with nine receptions, 170 receiving yards and a touchdown. Returned a team-high 18 kickoffs for a team-best 403 yards. Also returned four punts for 45 yards. Collected four special teams tackles on coverage units. Was inactive for the regular season finale. Spent six weeks on the Titans' practice squad before being elevated to the active roster on Oct. 26. Appeared in two postseason contests and grabbed a 45-yard touchdown reception. Returned four kickoffs for 68 yards and one

punt for nine yards. Was inactive for the wild card playoff game. Led the team in receiving yards twice (vs. KC, at BAL). Tied for the team lead in special teams tackles twice (vs. KC, at OAK). Made his first career start and collected his first career touchdown reception at Indianapolis (12/1/19).

- Against Tampa Bay (10/27), saw his first action of the season as the kickoff returner and brought back one kickoff for 45 yards.
- At Carolina (11/3), returned three kickoffs for 69 yards and snared two passes for 19 yards. Registered a special teams tackle on coverage units.
- Against Kansas City (11/10), saw action as a reserve at wide receiver and snared one reception for 52 yards. Returned three kickoffs for 46 yards. Kickstarted the Titans' initial scoring drive with a diving 52-yard catch to the Kansas City 21-yard line in the second quarter. Collected a special teams tackle on coverage units.
- At Indianapolis (12/1), made his first career start at wide receiver and hauled in a 40-yard touchdown pass. Sealed the victory with a diving 40-yard touchdown catch on third-and-six late in the fourth quarter.
- Against New Orleans (12/22), played as a reserve at wide receiver and caught two passes for 32 yards. Returned four kickoffs for 83 yards and three punts for 37 yards. Registered a special teams tackle on coverage units.
- At Baltimore (1/11), made his playoff debut as a reserve at wide receiver and snared a 45-yard touchdown on his first career postseason catch. Returned one kickoff for seven yards with the hands team on the field. Increased the Titans lead to 7-0 with a leaping 45-yard touchdown grab early in the second quarter.
- At Kansas City (1/19), saw action as a reserve at wide receiver and as a return specialist. Brought back three kickoffs for 61 yards and one punt for nine yards.

**2018 (0/0 - New York Giants; 0/0 - Tennessee):** Spent time on the practice squads of the Giants and Titans.

**2017 (2/0 - New York Jets; 6/0 - New York Giants):** Appeared in a career-high eight games for both the New York Jets (2), and New York Giants (6). Caught one pass for 12 yards. Returned 18 punts for 99 yards and returned 14 kickoffs for 271 yards.

- Against Kansas City (11/19), made his first NFL reception for 12 yards. Also returned two punts for eight yards and one kickoff for six yards as a member of the Giants.

**2016 (4/0 - Denver):** Spent the first 11 weeks of the season on the practice squad before being signed to the active roster and appearing in four games as a rookie. Returned 11 punts for 111 yards and a 10.1-yard average, as well as six kickoffs for 137 yards and a 22.8-yard average.

- At Kansas City (12/25), returned four kickoffs for 113 yards and a long of 40. Averaged 28.3 yards per return.

#### COLLEGE:

- Appeared in 40 games with 23 starts over four seasons (2012-15) as a wide receiver and return specialist for Holy Cross. Totaled 155 receptions for 1,683 yards and 14 touchdowns. Also returned 62 punts for 464 yards and a score as well as 80 kickoffs for 1,809 yards and two touchdowns.
- As a senior (2015), played in all 11 games and made nine starts. Caught 74 passes for 978 yards and nine touchdowns. Earned first-team All-Patriot league honors as both a wide receiver and a return specialist.
- As a junior (2014), appeared in and started nine contests and totaled 38

receptions for 305 yards and two scores. His receptions ranked eighth in the Patriot League. Also returned 13 punts for 121 yards and eight kickoffs for 149 yards. Finished the season 24th in the nation in punt returns and 92nd in receptions.

- As a sophomore (2013), saw action in 10 games and started five. Posted 42 catches for 400 yards and three touchdowns and added 16 carries for 67 yards and a score. Ranked third on the team in receptions. Tallied a team-leading 26 kickoff returns for 548 yards and also returned nine punts for 32 yards. Finished the season with a team-best 1,047 all-purpose yards which also ranked sixth in the Patriot League and 72nd in the nation.
- As a freshman (2012), played in 10 games and returned 32 kickoffs for 777 yards (24.3 average) and one touchdown as well as 19 punts for 101 yards (5.3 average). Ranked first in the league in kickoff returns, seventh in punt returns, and eighth in all-purpose yards. Also ranked 35th in the nation in kickoff returns and 51st in punt returns. Earned first-team All-Patriot League honors and All-Eastern College Athletic Conference honors. Named to the New England Football Writers All-Star team and the College Sports Journal National All-Freshman team.

#### PERSONAL:

- Attended Greater Atlanta Christian (Ga.) High School where he caught 30 passes for 511 yards (17.0 average) and nine touchdowns during his high school career.
- Son of Eric Raymond and Kim Ly.
- Has four brothers, Mason, Cornelius, Antonio and Kedar, and three sisters, Sydea, Madison and Ericca.
- Follow Raymond on Twitter and Instagram at @kalifraymond7.
- Born Kalif Raymond on Aug. 8, 1994 in Lawrenceville, Ga.

## KALIF RAYMOND'S OFFENSIVE GAME-BY-GAME

2016 Denver Broncos				RECEIVING					RUSHING				
Date	Opp	W/L	P/S	No	Yds	Avg	Lg	TD	Att	Yds	Avg	Lg	TD
Sept 8	Car	W	PS										
Sept 18	Ind	W	PS										
Sept 25	@ Cin	W	PS										
Oct 2	@ TB	W	PS										
Oct 9	Atl	L	PS										
Oct 13	@ SD	L	PS										
Oct 24	Hou	W	PS										
Oct 30	SD	W	PS										
Nov 6	@ Oak	L	PS										
Nov 13	@ NO	W	PS										
Nov 27	KC	L	PS										
Dec 4	@ Jax	W	p	0	0	-	0	0	0	0	-	0	0
Dec 11	@ Ten	L	p	0	0	-	0	0	0	0	-	0	0
Dec 18	NE	L	IA										
Dec 25	@ KC	L	p	0	0	-	0	0	0	0	-	0	0
Jan 1	Oak	W	p	0	0	-	0	0	0	0	-	0	0
<b>Totals</b>		<b>9-7</b>	<b>4/0</b>	<b>0</b>	<b>0</b>	<b>-</b>	<b>0</b>	<b>0</b>	<b>0</b>	<b>0</b>	<b>-</b>	<b>0</b>	<b>0</b>

2017 N.Y. Jets/N.Y. Giants				RECEIVING					RUSHING				
Date	Opp	W/L	P/S	No	Yds	Avg	Lg	TD	Att	Yds	Avg	Lg	TD
Sept 10	@ Buf	L	p	0	0	-	-	0	0	0	-	0	0
Sept 17	@ Oak	L	p	0	0	-	-	0	0	0	-	0	0
Sept 24	Mia	W	PS										
Signed by the Giants to the team's practice squad on Oct. 11													
Oct 15	@ Den	W	PS										
Oct 22	Sea	L	PS										
Nov 5	LAR	L	PS										
Nov 12	@ SF	L	PS										
Nov 19	KC	W	p	1	12	12.0	12	0	1	-1	-1.0	-1	0
Nov 23	@ Was	L	p	0	0	-	0	0	0	0	-	0	0
Dec 3	@ Oak	L	p	0	0	-	0	0	0	0	-	0	0
Dec 10	Dal	L	p	0	0	-	0	0	0	0	-	0	0
Dec 17	Phi	L	p	0	0	-	0	0	0	0	-	0	0
Dec 24	@ Ari	L	IA										
Dec 31	Was	W	p	0	0	-	0	0	0	0	-	0	0
<b>Totals</b>		<b>4-10</b>	<b>8/0</b>	<b>1</b>	<b>12</b>	<b>12.0</b>	<b>12</b>	<b>0</b>	<b>1</b>	<b>-1</b>	<b>-1.0</b>	<b>-1</b>	<b>0</b>

2019 Tennessee Titans				RECEIVING					RUSHING				
Date	Opp	W/L	P/S	No	Yds	Avg	Lg	TD	Att	Yds	Avg	Lg	TD
Sept 8	@ Cle	W	PS										
Sept 15	Ind	L	PS										
Sept 19	@ Jax	L	PS										
Sept 29	@ Atl	W	PS										
Oct 6	Buf	L	PS										
Oct 13	@ Den	L	PS										
Oct 20	LAC	W	PS										
Oct 27	TB	W	p	0	0	-	0	0	0	0	-	0	0
Nov 3	@ Car	L	p	2	19	9.5	14	0	0	0	-	0	0
Nov 10	KC	W	p	1	52	52.0	52	0	0	0	-	0	0
Nov 24	Jax	W	p	1	14	14.0	14	0	1	-5	-5.0	-5	0
Dec 1	@ Ind	W	S	1	40	40.0	40t	1	0	0	-	0	0
Dec 8	@ Oak	W	p	1	11	11.0	11	0	0	0	-	0	0
Dec 15	Hou	L	p	1	2	2.0	2	0	0	0	-	0	0
Dec 22	NO	L	p	2	32	16.0	23	0	0	0	-	0	0
Dec 29	@ Hou	W	IA										
<b>Totals</b>		<b>9-7</b>	<b>8/1</b>	<b>9</b>	<b>170</b>	<b>18.9</b>	<b>52</b>	<b>1</b>	<b>1</b>	<b>-5</b>	<b>-5.0</b>	<b>-5</b>	<b>0</b>

Playoffs				RECEIVING					RUSHING				
Date	Opp	W/L	P/S	No	Yds	Avg	Lg	TD	Att	Yds	Avg	Lg	TD
Jan 4	@ NE	W	IA										
Jan 11	@ Bal	W	p	1	45	45.0	45t	1	0	0	-	0	0
Jan 19	@ KC	L	p	0	0	-	0	0	0	0	-	0	0
<b>Totals</b>		<b>2-1</b>	<b>2/0</b>	<b>1</b>	<b>45</b>	<b>45.0</b>	<b>45t</b>	<b>1</b>	<b>0</b>	<b>0</b>	<b>-</b>	<b>0</b>	<b>0</b>

2020 Tennessee Titans				RECEIVING					RUSHING				
Date	Opp	W/L	P/S	No	Yds	Avg	Lg	TD	Att	Yds	Avg	Lg	TD
Sept 14	@ Den	W	p	0	0	-	0	0	0	0	-	0	0
Sept 20	Jax	W	S	0	0	-	0	0	0	0	-	0	0
Sept 27	@ Min	W	p	3	118	39.3	61	0	1	-3	-3.0	-3	0
Oct 13	Buf	W	S	2	26	13.0	20	0	0	0	-	0	0
Oct 18	Hou	W	p	3	32	10.7	20	0	0	0	-	0	0
Oct 25	Pit	L	p	0	0	-	0	0	0	0	-	0	0
Nov 1	@ Cin	L	p	1	11	11.0	11	0	0	0	-	0	0
Nov 8	Chi	W	p	0	0	-	0	0	0	0	-	0	0
Nov 12	Ind	L	S	0	0	-	0	0	0	0	-	0	0
Nov 22	@ Bal	W	p	0	0	-	0	0	0	0	-	0	0
Nov 29	@ Ind	W	p	0	0	-	0	0	0	0	-	0	0
Dec 6	Cle												
Dec 13	@ Jax												
Dec 20	Det												
Dec 27	@ GB												
Jan 3	@ Hou												
<b>Totals</b>		<b>8-3</b>	<b>11/3</b>	<b>9</b>	<b>187</b>	<b>20.8</b>	<b>61</b>	<b>0</b>	<b>1</b>	<b>-3</b>	<b>-3.0</b>	<b>-3</b>	<b>0</b>



# KALIF RAYMOND'S RETURN GAME-BY-GAME

2016 Denver Broncos				PUNT RETURNS					KICKOFF RETURNS					
Date	Opp	W-L	P/S	No	FC	Yds	Avg	Lg	TD	No	Yds	Avg	Lg	TD
Sept 8	Car	W	PS											
Sept 18	Ind	W	PS											
Sept 25	@ Cin	W	PS											
Oct 2	@ TB	W	PS											
Oct 9	Atl	L	PS											
Oct 13	@ SD	L	PS											
Oct 24	Hou	W	PS											
Oct 30	SD	W	PS											
Nov 6	@ Oak	L	PS											
Nov 13	@ NO	W	PS											
Nov 27	KC	L	PS											
Dec 4	@ Jax	W	p	4	3	40	10.0	22	0	0	0	-	-	0
Dec 11	@ Ten	L	p	2	2	21	10.5	21	0	0	0	-	-	0
Dec 18	NE	L	IA											
Dec 25	@ KC	L	p	1	2	0	0.0	0	0	4	113	28.3	40	0
Jan 1	Oak	W	p	4	2	50	12.5	25	0	2	24	12.0	12	0
<b>Totals</b>		<b>9-7</b>	<b>4/0</b>	<b>11</b>	<b>9</b>	<b>111</b>	<b>10.1</b>	<b>25</b>	<b>0</b>	<b>6</b>	<b>137</b>	<b>22.8</b>	<b>40</b>	<b>0</b>

2017 N.Y. Jets/N.Y. Giants				PUNT RETURNS					KICKOFF RETURNS					
Date	Opp	W-L	P/S	No	FC	Yds	Avg	Lg	TD	No	Yds	Avg	Lg	TD
Sept 10	@ Buf	L	p	3	2	27	9.0	25	0	2	45	22.5	25	0
Sept 17	@ Oak	L	p	2	1	11	5.5	11	0	1	40	40.0	40	0
Sept 24	Mia	W	PS											
Oct 15	@ Den	W	PS											
Oct 22	Sea	L	PS											
Nov 5	LAR	L	PS											
Nov 12	@ SF	L	PS											
Nov 19	KC	W	p	2	1	8	4.0	8	0	1	6	6.0	6	0
Nov 23	@ Was	L	p	2	2	8	4.0	8	0	0	0	-	-	0
Dec 3	@ Oak	L	p	2	0	10	5.0	8	0	2	32	16.0	18	0
Dec 10	Dal	L	p	1	0	-3	-3.0	-3	0	3	48	16.0	18	0
Dec 17	Phi	L	p	1	0	7	7.0	7	0	5	100	20.0	24	0
Dec 24	@ Ari	L	IA											
Dec 31	Was	W	p	5	3	31	6.2	17	0	0	0	-	-	0
<b>Totals</b>		<b>4-10</b>	<b>8/0</b>	<b>18</b>	<b>9</b>	<b>99</b>	<b>5.5</b>	<b>25</b>	<b>0</b>	<b>14</b>	<b>271</b>	<b>19.4</b>	<b>40</b>	<b>0</b>

Signed by the Giants to the team's practice squad on Oct. 11

2019 Tennessee Titans				PUNT RETURNS					KICKOFF RETURNS					
Date	Opp	W-L	P/S	No	FC	Yds	Avg	Lg	TD	No	Yds	Avg	Lg	TD
Sept 8	@ Cle	W	PS											
Sept 15	Ind	L	PS											
Sept 19	@ Jax	L	PS											
Sept 29	@ Atl	W	PS											
Oct 6	Buf	L	PS											
Oct 13	@ Den	L	PS											
Oct 20	LAC	W	PS											
Oct 27	TB	W	p	0	0	0	-	0	0	1	45	45.0	45	0
Nov 3	@ Car	L	p	0	0	0	-	0	0	3	69	23.0	32	0
Nov 10	KC	W	p	0	0	0	-	0	0	3	46	15.3	19	0
Nov 24	Jax	W	p	0	0	0	-	0	0	1	34	34.0	34	0
Dec 1	@ Ind	W	S	0	1	0	-	0	0	0	0	-	0	0
Dec 8	@ Oak	W	p	0	3	0	-	0	0	3	71	23.7	26	0
Dec 15	Hou	L	p	1	1	8	8.0	8	0	3	55	18.3	24	0
Dec 22	NO	L	p	3	2	37	12.3	14	0	4	83	20.8	26	0
Dec 29	@ Hou	W	IA											
<b>Totals</b>		<b>9-7</b>	<b>8/1</b>	<b>4</b>	<b>7</b>	<b>45</b>	<b>11.3</b>	<b>14</b>	<b>0</b>	<b>18</b>	<b>403</b>	<b>22.4</b>	<b>45</b>	<b>0</b>

### Playoffs

Jan 4	@ NE	W	IA											
Jan 11	@ Bal	W	p	0	0	0	-	0	0	1	7	7.0	7	0
Jan 19	@ KC	L	p	1	1	9	9.0	9	0	3	61	20.3	22	0
<b>Totals</b>		<b>2-1</b>	<b>2/0</b>	<b>1</b>	<b>2</b>	<b>9</b>	<b>9.0</b>	<b>9</b>	<b>0</b>	<b>4</b>	<b>68</b>	<b>17.0</b>	<b>22</b>	<b>0</b>

2020 Tennessee Titans				PUNT RETURNS					KICKOFF RETURNS					
Date	Opp	W-L	P/S	No	FC	Yds	Avg	Lg	TD	No	Yds	Avg	Lg	TD
Sept 14	@ Den	W	p	3	1	19	6.3	11	0	1	19	19.0	19	0
Sept 20	Jax	W	S	1	0	0	0.0	0	0	3	52	17.3	23	0
Sept 27	@ Min	W	p	2	1	5	2.5	3	0	1	30	30.0	30	0
Oct 13	Buf	W	S	2	0	40	20.0	40	0	2	35	17.5	22	0
Oct 18	Hou	W	p	3	0	20	6.7	16	0	3	63	21.0	23	0
Oct 25	Pit	L	p	1	1	5	5.0	5	0	3	43	14.3	23	0
Nov 1	@ Cin	L	p	1	0	3	3.0	3	0	1	19	19.0	19	0
Nov 8	Chi	W	p	3	2	49	16.3	21	0	1	14	14.0	14	0
Nov 12	Ind	L	S	1	0	2	2.0	2	0	0	0	-	0	0
Nov 22	@ Bal	W	p	0	2	0	-	0	0	0	0	-	0	0
Nov 29	@ Ind	W	p	4	1	52	13.0	17	0	0	0	-	0	0
Dec 6	Cle													
Dec 13	@ Jax													
Dec 20	Det													
Dec 27	@ GB													
Jan 3	@ Hou													
<b>Totals</b>		<b>8-3</b>	<b>11/3</b>	<b>21</b>	<b>8</b>	<b>195</b>	<b>9.3</b>	<b>40</b>	<b>0</b>	<b>15</b>	<b>275</b>	<b>18.3</b>	<b>30</b>	<b>0</b>

## KALIF RAYMOND'S NFL STATISTICS

### REGULAR SEASON

Year	Team	REGULAR SEASON		RECEIVING					RUSHING				
		GP	GS	No	Yds	Avg	Lg	TD	Att	Yds	Avg	Lg	TD
2016	Denver	4	0	0	0	-	0	0	0	0	-	0	0
2017	NYJ/NYG	8	0	1	12	12.0	12	0	1	-1	-1.0	-1	0
2018	Tenn/NYG	Practice Squad											
2019	Tennessee	8	1	9	170	18.9	52	1	1	-5	-5.0	-5	0
2020	Tennessee	11	3	9	187	20.8	61	0	1	-3	-3.0	-3	0
<b>NFL Totals</b>		<b>31</b>	<b>4</b>	<b>19</b>	<b>369</b>	<b>19.4</b>	<b>61</b>	<b>1</b>	<b>3</b>	<b>-9</b>	<b>-3.0</b>	<b>-1</b>	<b>0</b>

### REGULAR SEASON

Year	Team	PUNT RETURNS						KICKOFF RETURNS					
		No	FC	Yds	Avg	Lg	TD	No	Yds	Avg	Lg	TD	
2016	Denver	11	9	111	10.1	25	0	6	137	22.8	40	0	
2017	NYJ/NYG	18	9	99	5.5	25	0	14	271	19.4	40	0	
2018	Tenn/NYG	Practice Squad											
2019	Tennessee	4	7	45	11.3	14	0	18	403	22.4	45	0	
2020	Tennessee	21	8	195	9.3	40	0	15	275	18.3	30	0	
<b>NFL Totals</b>		<b>54</b>	<b>33</b>	<b>450</b>	<b>8.3</b>	<b>40</b>	<b>0</b>	<b>53</b>	<b>1,086</b>	<b>20.5</b>	<b>45</b>	<b>0</b>	

### PLAYOFFS

Year	Team	PLAYOFFS		RECEIVING					RUSHING				
		GP	GS	No	Yds	Avg	Lg	TD	Att	Yds	Avg	Lg	TD
2019	Tennessee	2	0	1	45	45.0	45t	1	0	0	-	0	0
<b>NFL Totals</b>		<b>2</b>	<b>0</b>	<b>1</b>	<b>45</b>	<b>45.0</b>	<b>45t</b>	<b>1</b>	<b>0</b>	<b>0</b>	<b>-</b>	<b>0</b>	<b>0</b>

### PLAYOFFS

Year	Team	PUNT RETURNS						KICKOFF RETURNS					
		No	FC	Yds	Avg	Lg	TD	No	Yds	Avg	Lg	TD	
2019	Tennessee	1	2	9	9.0	9	0	4	68	17.0	22	0	
<b>NFL Totals</b>		<b>1</b>	<b>2</b>	<b>9</b>	<b>9.0</b>	<b>9</b>	<b>0</b>	<b>4</b>	<b>68</b>	<b>17.0</b>	<b>22</b>	<b>0</b>	

#### Single-Game Highs

Receptions - **3** (Twice, last vs. Houston 10/18/20)  
 Receiving Yards - **118** at Minnesota (9/27/20)  
 Long Reception - **61** at Minnesota (9/27/20)  
 Touchdown Receptions - 1 at Indianapolis (12/1/19)  
 Kickoff Returns - 5 vs. Philadelphia (12/17/17)  
 Kick Return Yards - 113 at Kansas City (12/25/16)  
 Kickoff Return Long - 45 vs. Tampa Bay (10/27/19)  
 Punt Returns - 5 vs. Washington (12/31/17)  
 Punt Return Yards - **52** at Indianapolis (11/29/20)  
 Punt Return Long - **40** vs. Buffalo (10/13/20)

#### Playoff Single-Game Highs

Receptions - 1 at Baltimore (1/11/20)  
 Receiving Yards - 45 at Baltimore (1/11/20)  
 Long Reception - 45t at Baltimore (1/11/20)  
 Touchdown Receptions - 1 at Baltimore (1/11/20)  
 Kickoff Returns - 3 at Kansas City (1/19/20)  
 Kick Return Yards - 61 at Kansas City (1/19/20)  
 Kickoff Return Long - 22 at Kansas City (1/19/20)  
 Punt Returns - 1 at Kansas City (1/19/20)  
 Punt Return Yards - 9 at Kansas City (1/19/20)  
 Punt Return Long - 9 at Kansas City (1/19/20)

#### Additional Statistics

Special Teams Tackles - 4 (2019), **1** (2020)  
 Misc. Tackles - **1** (2020)



# 50 DERICK ROBERSON

OUTSIDE LINEBACKER • 6'3" • 250 LBS • COLLEGE: SAM HOUSTON STATE  
ACQUIRED: FREE AGENT - 2019 • NFL EXPERIENCE (NFL/TITANS): 2/2  
HOMETOWN: SAN ANTONIO, TEXAS  
GAMES PLAYED/GAMES STARTED: 8/1 (PLAYOFFS: 3/0)



**PRO:** The Titans signed Derick Roberson as a rookie free agent following the 2019 NFL Draft. The 6-foot-3-inch, 250-pounder appeared in six games, including all three postseason contests as a rookie in 2019 and posted three sacks. He appeared in 32 games over three seasons at Sam Houston State after transferring from Texas following his redshirt freshman campaign. Roberson led the FCS and tied a single-season school record with 15 sacks as a senior. During his college career, Roberson posted 129 tackles, 25 sacks, eight passes defended and eight forced fumbles.

#### CAREER HIGHLIGHTS:

- In 2019, Roberson played as a reserve outside linebacker in three regular season games as a rookie and collected three sacks, including two of Drew Brees.

#### TITANS TIDBITS:

- Roberson enjoys painting on and designing sneakers and cleats.
- Roberson is unsure how many tattoos he has at this point, but he has drawn and designed some of the ones he has inked on his body.

#### CAREER TRANSACTIONS:

- The San Antonio, Texas, native was signed by the Titans as a rookie free agent on May 10, 2019.
- Waived by the Titans on Aug. 31, 2019 and signed to the team's practice squad a day later.
- Signed by the Titans to their active roster from the practice squad on Oct. 19, 2019.
- Waived by the Titans on Oct. 22, 2019 and signed to the team's practice squad two days later.
- Signed by the Titans to their active roster from the practice squad on Nov. 26, 2019.

#### SEASON RECAPS:

**2020 (5/1):** Has tied for the team lead in quarterback pressures once at 2020 (at BAL). Has led the team in special teams tackles once in 2020 (at IND). Made his first career NFL start at Baltimore (11/22/20).

- At Denver (9/14), was inactive.
- Against Jacksonville (9/20), was inactive.
- At Minnesota (9/27), was inactive.
- Against Buffalo (10/13), was inactive.
- Against Houston (10/18), made his season debut as a reserve at outside linebacker.
- Against Pittsburgh (10/25), was inactive.
- At Cincinnati (11/1), was inactive.
- Against Chicago (11/8), returned to the lineup as a reserve at outside linebacker and tallied three tackles, a quarterback pressure and a pass defended. Notched a special teams tackle on coverage units. Batted down a pass intended at the line of scrimmage that was intended for Darnell Mooney late in the third quarter.
- Against Indianapolis (11/12), played as a reserve at outside linebacker.
- At Baltimore (11/22), made his first career start at outside linebacker and totaled a tackle and a quarterback pressure.
- At Indianapolis (11/29), saw action as a reserve at outside linebacker and recorded a quarterback pressure. Led the team with two special teams tackles on coverage units.

**2019 (3/0, 3/0):** Saw action as a reserve in three games during his rookie campaign and collected four tackles, including three sacks. Notched a special teams tackle on coverage units. Was inactive for three games. Spent the first six weeks on the Titans' practice squad before being

elevated to the active roster in Week 7. Spent Weeks 8-12 on the practice squad before being signed to the active roster prior to Week 13. Played in all three postseason contests and posted two tackles, three quarterback pressures, a stop for loss and two special teams tackles. Led or tied for the team lead in sacks twice in 2019 (vs. NO, at HOU). Tied for the team lead in quarterback pressures once in 2019 (at KC). Tied for the team lead in special teams tackles twice in 2019 (vs. HOU, at KC). Played in his first career NFL contest against Houston (12/15/19).

- Against Houston (12/15), made his NFL debut as a reserve on special teams and collected a tackle on coverage units.
- Against New Orleans (12/22), played as a reserve at outside linebacker and produced two sacks. Collected his first career sack by dropping Drew Brees for a seven-yard loss on third-and-18 in the first quarter. Shot up the middle and sacked Brees for an eight-yard loss on third-and-10 in the final quarter. Became the first Titans rookie with two or more sacks in a game since linebacker Avery Williamson accomplished the feat as a rookie against the Pittsburgh Steelers on Nov. 17, 2014.
- At Houston (12/29), saw action as a reserve at outside linebacker and recorded two tackles, including a sack. Halted a Texans' first quarter drive by sacking A.J. McCarron for an eight-yard loss on third-and-four.
- At New England (1/4), played as a reserve at outside linebacker in his postseason debut and posted a tackle for loss. Halted a Patriots' drive by stuffing James White for a four-yard loss on a third-and-15 screen pass in the third quarter.
- At Baltimore (1/11), saw action as a reserve at outside linebacker and recorded a tackle and a quarterback pressure.
- At Kansas City (1/19), played as a reserve at outside linebacker and registered two quarterback pressures. Tied for the team lead with two special teams tackles on coverage units.

#### COLLEGE:

- As a senior (2018), appeared in 11 games with seven starts at Sam Houston State and recorded 68 tackles, 20.5 tackles for loss, 15 sacks, two passes defended and five forced fumbles.
- As a junior (2017), started 13 contests for Sam Houston State and tallied 40 tackles, eight tackles for loss, 4.5 sacks, five passes defended, one interception and one forced fumble.
- As a sophomore (2016), saw action in eight games for Sam Houston State after transferring from Texas following the 2015 season. Totaled 15 tackles, 3.5 sacks, one pass defended and one forced fumble.
- As a redshirt freshman (2015), appeared in 10 games at Texas and registered six tackles, two sacks and one forced fumble.
- Redshirted at Texas in 2014.

#### PERSONAL:

- Attended Brennan (Texas) High School where he was named 4A Defensive Player of the Year and First-Team All-State by the Associated Press as a senior.
- Chosen as the All-Area Defensive Player of the Year by San Antonio Express-News. Ranked as the No. 9 defensive end and No. 57 overall player by Scout.com and as the No. 8 defensive end and No. 78 overall player by ESPN.
- Tallied 111 tackles, 39 tackles for loss, 20 sacks, four passes defended, one forced fumble and three fumble recoveries as a senior.
- Follow Roberson on Twitter @DerickJRoberson.
- Born Derick Roberson on Nov. 15, 1995 in San Antonio, Texas.

## DERICK ROBERSON'S DEFENSIVE GAME-BY-GAME

### 2019 Tennessee Titans

Date	Opp	W/L	P/S	Tot	Solo	Asst	Sk	- Yds	QBP	TFL	Int	- Yds	-TD	PD	FF	FR	- Yds	SpT	
Sept 8	@ Cle	W	PS																
Sept 15	Ind	L	PS																
Sept 19	@ Jax	L	PS																
Sept 29	@ Atl	W	PS																
Oct 6	Buf	L	PS																
Oct 13	@ Den	L	PS																
Oct 20	LAC	W	IA																
Oct 27	TB	W	PS																
Nov 3	@ Car	L	PS																
Nov 10	KC	W	PS																
Nov 24	Jax	W	PS																
Dec 1	@ Ind	W	IA																
Dec 8	@ Oak	W	IA																
Dec 15	Hou	L	p	0	0	0	0.0	0.0	0	0	0	0	0	0	0	0	0	0	1
Dec 22	NO	L	p	2	2	0	2.0	15.0	0	0	0	0	0	0	0	0	0	0	0
Dec 29	@ Hou	W	p	2	2	0	1.0	8.0	0	0	0	0	0	0	0	0	0	0	0
<b>Totals</b>		<b>9-7</b>	<b>3/0</b>	<b>4</b>	<b>4</b>	<b>0</b>	<b>3.0</b>	<b>23.0</b>	<b>0</b>	<b>0</b>	<b>0</b>	<b>0</b>	<b>0</b>	<b>0</b>	<b>0</b>	<b>0</b>	<b>0</b>	<b>0</b>	<b>1</b>
<b>Playoffs</b>																			
Jan 4	@ NE	W	p	1	1	0	0.0	0.0	0	1	0	0	0	0	0	0	0	0	0
Jan 11	@ Bal	W	p	1	1	0	0.0	0.0	1	0	0	0	0	0	0	0	0	0	0
Jan 19	@ KC	L	p	0	0	0	0.0	0.0	2	0	0	0	0	0	0	0	0	0	2
<b>Totals</b>		<b>2-1</b>	<b>3/0</b>	<b>2</b>	<b>2</b>	<b>0</b>	<b>0.0</b>	<b>0.0</b>	<b>3</b>	<b>1</b>	<b>0</b>	<b>0</b>	<b>0</b>	<b>0</b>	<b>0</b>	<b>0</b>	<b>0</b>	<b>0</b>	<b>2</b>

### 2020 Tennessee Titans

Date	Opp	W/L	P/S	Tot	Solo	Asst	Sk	- Yds	QBP	TFL	Int	- Yds	-TD	PD	FF	FR	- Yds	SpT	
Sept 14	@ Den	W	IA																
Sept 20	Jax	W	IA																
Sept 27	@ Min	W	IA																
Oct 13	Buf	W	IA																
Oct 18	Hou	W	p	0	0	0	0.0	0.0	0	0	0	0	0	0	0	0	0	0	0
Oct 25	Pit	L	IA																
Nov 1	@ Cin	L	IA																
Nov 8	Chi	W	p	3	2	1	0.0	0.0	1	0	0	0	0	1	0	0	0	1	1
Nov 12	Ind	L	p	0	0	0	0.0	0.0	0	0	0	0	0	0	0	0	0	0	0
Nov 22	@ Bal	W	S	1	1	0	0.0	0.0	1	0	0	0	0	0	0	0	0	0	0
Nov 29	@ Ind	W	p	0	0	0	0.0	0.0	1	0	0	0	0	0	0	0	0	0	2
Dec 6	Cle																		
Dec 13	@ Jax																		
Dec 20	Det																		
Dec 27	@ GB																		
Jan 3	@ Hou																		
<b>Totals</b>		<b>8-3</b>	<b>5/1</b>	<b>4</b>	<b>3</b>	<b>1</b>	<b>0.0</b>	<b>0.0</b>	<b>3</b>	<b>0</b>	<b>0</b>	<b>0</b>	<b>0</b>	<b>1</b>	<b>0</b>	<b>0</b>	<b>0</b>	<b>0</b>	<b>3</b>

## DERICK ROBERSON'S NFL STATISTICS

### REGULAR SEASON

Year	Team	GP	GS	TACKLES							INTERCEPTIONS					FUMBLES				
				Tot	Solo	Asst	Sk	Yds	QBP	TFL	No	Yds	Lg	TD	PD	FF	FR	Yds	SpT	
2019	Tennessee	3	0	4	4	0	3.0	23.0	0	0	0	0	0	0	0	0	0	0	0	1
2020	Tennessee	5	1	4	3	1	0.0	0.0	3	0	0	0	0	1	0	0	0	0	0	0
<b>NFL Totals</b>		<b>8</b>	<b>1</b>	<b>8</b>	<b>7</b>	<b>1</b>	<b>3.0</b>	<b>23.0</b>	<b>3</b>	<b>0</b>	<b>0</b>	<b>0</b>	<b>0</b>	<b>1</b>	<b>0</b>	<b>0</b>	<b>0</b>	<b>0</b>	<b>0</b>	<b>0</b>

### PLAYOFFS

Year	Team	GP	GS	TACKLES							INTERCEPTIONS					FUMBLES				
				Tot	Solo	Asst	Sk	Yds	QBP	TFL	No	Yds	Lg	TD	PD	FF	FR	Yds	SpT	
2019	Tennessee	3	0	2	2	0	0.0	0.0	3	1	0	0	0	0	0	0	0	0	0	2
<b>NFL Totals</b>		<b>3</b>	<b>0</b>	<b>2</b>	<b>2</b>	<b>0</b>	<b>0.0</b>	<b>0.0</b>	<b>3</b>	<b>1</b>	<b>0</b>	<b>0</b>	<b>0</b>	<b>0</b>	<b>0</b>	<b>0</b>	<b>0</b>	<b>0</b>	<b>0</b>	<b>2</b>

### Single-Game Highs

Tackles - 2 (Twice, last at Houston 12/29/19)  
 Sacks - 2 vs. New Orleans (12/22/19)  
 Pass Defensed - **1 vs. Chicago (11/8/20)**  
 Special Teams Tackles - **2 at Indianapolis (11/29/20)**

### Playoff Single-Game Highs

Tackles - 1 (Twice, last at Baltimore 1/11/20)  
 Tackles For Loss - 1 at New England (1/4/20)  
 Quarterback Pressures - 2 at Kansas City (1/19/20)  
 Special Teams Tackles - 2 at Kansas City (1/19/20)





**76** **RODGER SAFFOLD III**

GUARD • 6'5" • 325 LBS • COLLEGE: INDIANA

ACQUIRED: UNRESTRICTED FREE AGENT (LOS ANGELES RAMS) - 2019

NFL EXPERIENCE (NFL/TITANS): 11/2 • HOMETOWN: BEDFORD, OHIO

GAMES PLAYED/GAMES STARTED: 140/137 (PLAYOFFS: 7/7)

**PRO:** The Titans signed Rodger Saffold III early in the 2019 free agency period to bring veteran leadership and experience to the interior of the offensive front. The 6-foot-5-inch, 325-pounder was originally selected by the St. Louis Rams in the second round (33rd overall) of the 2010 NFL Draft. The Indiana University product is a versatile player, having started contests at both guard and both tackle spots in his NFL career.

**CAREER HIGHLIGHTS:**

- In 2019, Saffold started all 16 games and all three postseason contests at left guard for the second consecutive season and in his first season with the Titans. Helped open holes for Derrick Henry to lead the NFL with 1,540 rushing yards in 2019.
- In 2018, Saffold started all 16 games for the Rams and all three postseason contests on L.A.'s march to Super Bowl LIII. He helped open holes for Todd Gurley II to gain 1,251 rushing yards and 17 touchdowns on the ground.
- In 2017, Saffold started 15 games at left guard and blocked for Todd Gurley's 1,305-yard rushing campaign that included 13 rushing scores.
- In 2010, Saffold was named All-Rookie by Pro Football Weekly and the Pro Football Writers of America after finishing the season as the only NFL rookie to start all of his team's games at left tackle.

**TITANS TIDBITS:**

- Saffold is the owner of competitive "Call of Duty" and "Fortnite" teams called Rise Nation. He invested in the video game industry in April 2014.
- His father, Rodger II, played football at the University of Iowa in the mid-1970s.
- Rodger and his wife Asia grew up on the same street as eight-year olds in Ohio. The childhood friend's romance didn't begin until quite awhile later when the two re-connected on Facebook during Saffold's second-year with the Rams.

**CAREER TRANSACTIONS:**

- A native of Bedford, Ohio, Saffold was selected by the St. Louis Rams in the second round (33rd overall) of the 2010 NFL Draft.
- Signed by the Titans as an unrestricted free agent on March 15, 2019.

**SEASON RECAPS:**

**2020 (10/10 - Tennessee):**

- At Denver (9/14), started at left guard and was a part of an offensive front that allowed the Titans to amass 377 total yards. Member of a line that allowed just one sack on 43 pass attempts.
- Against Jacksonville (9/20), started at left guard and helped the offense post 354 total yards.
- At Minnesota (9/27), started at left guard and was a member of an offensive front that allowed the Titans to collect 134 yards on the ground.
- Against Buffalo (10/13), started at left guard and was a part of an offensive line that blocked for Titans' rushers to gain 139 yards on the ground while not allowing a sack on 28 pass attempts.
- Against Houston (10/18), started at left guard and helped the offense become the first unit in NFL history to have a passer reach 350 yards (364 by Ryan Tannehill) and a rusher reach 200 yards (212 by Derrick Henry) in a game.
- Against Pittsburgh (10/25), started at left guard.
- At Cincinnati (11/1), started at left guard and blocked for Titans' rushers to gain 218 yards on 29 carries.
- Against Chicago (11/8), started at left guard but left the game in the second quarter with an injury.

- Against Indianapolis (11/12), started at left guard and helped open holes for Titans' ball carriers to gain 157 rushing yards on 32 carries (4.9 avg.). Left the game on two occasions with an injury.
- At Baltimore (11/22), was inactive.
- At Indianapolis (11/29), started at left guard and blocked for Titans' rushers to gain 229 yards on 45 carries. Member of an offensive front that allowed just one sack on 22 pass attempts.

**2019 (16/16, 3/3 - Tennessee):** Started all 16 games at left guard in his first season with the Titans and helped Derrick Henry lead the NFL with 1,540 rushing yards. Started all three postseason contests at left guard.

- At Cleveland (9/8), started at left guard in his Titans debut and opened holes for Titans' ball carriers to gain 123 yards on the ground.
- At Atlanta (9/29), started at left guard and was a part of an offensive front that did not allow a sack on 27 pass attempts, while opening holes for Titans' ball carriers to gain 138 yards on the ground.
- Against L.A. Chargers (10/20), started at left guard and helped the offense amass 403 total yards.
- Against Kansas City (11/10), started at left guard and helped open holes for Titans' rushers to gain 225 yards on the ground.
- Against Jacksonville (11/24), started at left guard and blocked for Titans' ball carriers to gain 219 rushing yards.
- At Indianapolis (12/1), started at left guard and helped open holes for Derrick Henry to collect 149 rushing yards on 26 carries.
- At Oakland (12/8), started at left guard and was a part of an offensive front that blocked for Titans' ball carriers to gain 161 yards on the ground, while also not allowing a sack on 27 pass attempts.
- Against Houston (12/15), started at left guard and was a member of an offensive line that opened holes for Titans' rushers to gain 163 yards on the ground.
- Against New Orleans (12/22), started at left guard and helped the Titans amass 149 rushing yards on 26 carries.
- At Houston (12/29), started at left guard and was a part of an offensive front that blocked for Derrick Henry to amass 211 yards on the ground and become the NFL's leading rusher in 2019.
- At New England (1/4), started at left guard and was a member of an offensive front that opened holes for Derrick Henry to collect 182 yards on the ground.
- At Baltimore (1/11), started at left guard and was a part of an offensive line that blocked for Derrick Henry to collect a franchise postseason record 195 rushing yards.

**2018 (16/16, 3/3 - Los Angeles Rams):** Started all 16 regular season games and all three postseason contests at left guard. Was a member of an offensive front that blocked for the NFL's second ranked offense, including the third ranked ground game and fifth ranked passing attack.

- Against Arizona (9/16), started at left guard in his 100th career game and helped open holes for Todd Gurley II's three rushing touchdowns.
- Against Minnesota (9/27), played in all 55 offensive plays at left guard and helped the offense total 556 yards.
- At Denver (10/14), started at left guard and helped paved the way for Todd Gurley II to set a new career-high in rushing yards with 208 yards.
- Against Green Bay (10/28), appeared in all 78 offensive plays and blocked for Todd Gurley II to gain 195 yards from scrimmage.
- At New Orleans (11/4), started at left guard and played all 60 offensive plays and helped give Jared Goff time to throw for 391 yards and three touchdowns.
- Against Dallas (1/12), appeared in all 79 offensive plays and paved the way for Todd Gurley II to rush for 115 yards and one touchdown in the

Divisional Round.

- At New Orleans (1/20), started at left guard and played all 69 offensive plays and protected Jared Goff to throw for 297 yards.
- Against New England in Super Bowl LIII (2/3), started at left guard and played all 65 offensive snaps.

**2017 (15/15, 1/1 - Los Angeles Rams):** Started 15 games at left guard plus one playoff start. Played a key role on the top-ranked scoring team in the league. Did not play in the regular season finale.

- At Dallas (10/1), played all 69 offensive snaps and paved the way for 168 total rushing yards.
- Against Arizona (10/22), played all 80 offensive snaps and opened running lanes for Todd Gurley II who notched his fourth 100-plus yard rushing game of the season.
- Against Houston (11/12), allowed Jared Goff to have time in the pocket to throw for a career-high 355 yards.
- At Tennessee (12/24), helped protect Jared Goff who recorded 301 passing yards and four touchdowns.
- Against Atlanta (1/6), made first-career postseason start at left guard in the Wild Card matchup. Helped give Jared Goff time to throw for 259 yards and one touchdown.

**2016 (15/15 - Los Angeles Rams):** Started 15 games at various positions along the line including left guard, left tackle, and right tackle. Started 12 games at left guard, two games at left tackle and the regular season finale at right tackle. Was inactive for one contest.

- At Tampa Bay (9/25), started at left guard and opened up running lanes for Todd Gurley to rush for two touchdowns.
- At New Orleans (11/27), started at left tackle for the first time since late in the 2012 campaign. Left the game in the second quarter and did not return.

**2015 (5/5 - St. Louis):** Started the first five games of the season at right guard before being placed on injured reserve on Oct. 15.

- At Arizona (10/4), part of an offensive line that helped produce 164 rushing yards.

**2014 (16/16 - St. Louis):** Started 16 games. Started 13 games at left guard and three contests at right guard. Saw action at both tackle positions.

- Against Dallas (9/21), started at left guard and helped block for an offense that produced 448 total yards.
- Against Denver (11/16), started at left guard and helped block for the offense to register a 100-yard rusher and 100-yard receiver.
- Against Oakland (11/30), started at left guard and was a member of an offensive front that helped the offense score 38 points in the first half, which is tied for second-most in franchise history.

**2013 (12/9 - St. Louis):** Played in 12 games with nine starts. Started three games at right tackle, five at right guard and one at left tackle. Was inactive for four games.

- Against Arizona (9/8), started at right tackle and was a part of an offensive line that helped block for Sam Bradford allowing him to throw for 299 yards and two touchdowns.
- At Indianapolis (11/10), marked his first career start at right guard. Helped block for the Rams' backs to run for 140 yards, the team's third straight 100 yard rushing game.
- Against Chicago (11/24), started at right guard and was a part of an offensive line that helped block for the Rams rushing corps to run for 258 yards, the team's highest single game total of the season.
- Against Tampa Bay (12/22), started at right guard and moved to left tackle for Jake Long who left in the first quarter with an injury. Helped block for two rushing touchdowns.

**2012 (10/10 - St. Louis):** Started 10 games at left tackle, including the final eight contests of the season. Helped Steven Jackson reach 1,000 yards for the eighth-straight season. Was inactive for six games.

- At San Francisco (11/11), started at left tackle and helped the Rams put up 458 total yards on offense.
- At Arizona (11/25), started at left tackle and helped Steven Jackson notch 139 yards on the ground.
- At Seattle (12/30), started at left tackle and was a part of an offensive line that allowed zero sacks.

**2011 (9/9 - St. Louis):** Started all nine games he played at left tackle from

Weeks 1-10. Placed on injured reserve on Nov. 19 missing the final seven games of the campaign.

**2010 (16/16 - St. Louis):** Named All-Rookie by Pro Football Weekly and the Pro Football Writers of America. Finished the season as the only NFL rookie to start all of his team's games at left tackle. Allowed only three sacks in 590 pass attempts and was a part of an offensive line that helped Steven Jackson surpass the 1,000-yard mark for a sixth consecutive year.

#### COLLEGE:

- Started 41 of 42 games at Indiana. Never left the starting lineup after sliding in at left tackle midway through his true freshman campaign. While in the starting lineup the Hoosiers rushed over 100 yards in 29 games. In his last two seasons, registered 171 knockdowns and 20 touchdown-resulting blocks.
- As a senior (2009), named a team captain and started all 12 games at left tackle. Selected second team All-Big Ten by the conference coaches and named honorable mention by the league's media. Anchored an offensive line that allowed just 16 sacks on the season, a total that ranked second in the Big Ten and shared 28th nationally. The front five surrendered one sack per 27.5 pass attempts, which ranked second in the Big Ten. Saffold allowed just one sack on the year. Hoosiers rushed for over 180 yards on four occasions, including 197 yards at No. 23 Michigan and 196 yards against Purdue.
- As a junior (2008), started 10 games at left tackle. Battled a back injury the entire season and missed two games with a knee injury. The Hoosiers broke the 2,000-yard rushing mark (2,003) for the second straight year, the first time since 2000 and 2001 an Indiana team produced back-to-back 2,000-yard rushing seasons. Indiana averaged 4.5 yards per carry and posted 19 rushing scores, its best numbers since 2001. The team rushed for over 250 yards four times with a season-best 297 yards in the season-opening win over Western Kentucky.
- As a sophomore (2007), started all 13 games at left tackle. Helped the Hoosiers average 157.4 yards per game on the ground and 393.8 yards of total offense, the highest averages in each category since 2001. The Hoosiers also set a new school record with 412 points and finished second in school history averaging 31.7 points per game. A key component of an Indiana rushing attack that went over 100 yards nine times and over 200 yards five times.
- As a freshman (2006), played in seven games starting six times. Started at left tackle for six straight contests, beginning with the Hoosiers' game against Wisconsin. In those six starts, the Hoosier running game topped 100 yards five times and averaged 138.5 per contest.
- Graduated in May 2010 with a public affairs management degree from Indiana.

#### PERSONAL:

- Was a two-way lineman at Bedford (Ohio) High School and was rated a two-star prospect by Rivals.com.
- As a senior, earned first team All-Lake Erie League, All-District and honorable mention All-State honors after recording 18 tackles as a defensive end and notching a 94-percent blocking efficiency on the offensive front. Also played in 2006 Ohio North-South All-Star game.
- Follow Saffold on Twitter at @Rodger\_Saffold.
- Follow Saffold on Instagram at @rsaff76.
- Born Rodger P. Saffold III on June 6, 1988 in Bedford, Ohio.

## RODGER SAFFOLD'S NFL STATISTICS

### REGULAR SEASON

Year	Team	GP	GS
2010	St. Louis Rams	16	16
2011	St. Louis Rams	9	9
2012	St. Louis Rams	10	10
2013	St. Louis Rams	12	9
2014	St. Louis Rams	16	16
2015	St. Louis Rams	5	5
2016	L.A. Rams	15	15
2017	L.A. Rams	15	15
2018	L.A. Rams	16	16
2019	Tennessee	16	16
2020	Tennessee	10	10
<b>NFL Totals</b>		<b>140</b>	<b>137</b>

### PLAYOFFS

Year	Team	GP	GS
2017	L.A. Rams	1	1
2018	L.A. Rams	3	3
2019	Tennessee	3	3
<b>NFL Totals</b>		<b>7</b>	<b>7</b>


### Starts Breakdown:

2010 - LT 16; 2011 - LT 9; 2012 - LT 10; 2013 - RT 3, RG 5, LT 1; 2014 - LG 13, RG 3; 2015 - RG 5; 2016 - LG 12, LT 2, RT 1; 2017 - LG 15 (Playoffs - LG 1); 2018 - LG 16 (Playoffs - LG 3); 2019 - LG 16 (Playoffs - LG 3); 2020 - LG 10

### Additional Career Statistics

Misc. Tackles - 1 (2011), 1 (2013), 2 (2014), 1 (2015), 1 (2016)

Fumble Recoveries - 1 (2012), 1 (2019)



**98** **JEFFERY SIMMONS**

DEFENSIVE TACKLE • 6'4" • 305 LBS • COLLEGE: MISSISSIPPI STATE  
 ACQUIRED: 1ST ROUND - 2019 • NFL EXPERIENCE (NFL/TITANS): 2/2  
 HOMETOWN: MACON, MISS.  
 GAMES PLAYED/GAMES STARTED: 19/17 (PLAYOFFS: 3/0)

**PRO:** The Titans selected Jeffery Simmons with the 19th overall pick in the 2019 NFL Draft. Simmons began his rookie season on the non-football injury list due to a serious knee injury he suffered during training in February 2019. He missed the first six games of the season but was added to the 53-man roster in Week 7. He played a total of nine games (three starts) during the regular season and all three games in the playoffs. The 6-foot-4, 305-pound defensive lineman provides a rare blend of size, power and quickness. He was a first-team All-SEC selection as a sophomore and junior, adding second-team All-American as a junior. Following his junior season, he declared for the NFL Draft.

**CAREER HIGHLIGHTS:**

- As a rookie in 2019, Simmons totaled 40 tackles, two sacks, two tackles for loss, 14 quarterback pressures and one pass defended in nine games (seven starts). He added four tackles, three quarterback pressures and a fumble recovery in three playoff contests.
- As a junior in 2018, Simmons was named first-team All-SEC and second-team All-American after totaling 63 tackles, 17 tackles for loss and two sacks. His 17 tackles for loss led the team, ranked fourth in the SEC and were the third-most in single-season school history.

**TITANS TIDBITS:**

- During college Simmons was a two-time member of the SEC Academic Honor Roll.
- Simmons' brother, Dylan Bradley, played football at Southern Miss and then spent time with the Minnesota Vikings. His uncle, Jason Hatcher, played 10 total seasons with the Dallas Cowboys and Washington Redskins.
- Away from football, Simmons enjoys fishing and spending time outdoors.

**CAREER TRANSACTIONS:**

- The Macon, Miss., native was selected by the Titans in the first round (19th overall) of the 2019 NFL Draft.

**SEASON RECAPS:**

**2020 (10/10):** Ranks second on the club with three sacks and 11 quarterback pressures. Has led or tied for the team lead in sacks three times in 2020 (at MIN, vs. HOU, at IND). Has led or tied for the team lead in quarterback pressures four times in 2020 (at MIN, vs. HOU, vs. PIT, at CIN). Has tied for the team lead in passes defended once in 2020 (vs. IND).

- At Denver (9/14), started at defensive tackle and collected four tackles and a fumble recovery. Gave the Titans offense great field position by recovering a Melvin Gordon III fumble that was forced by Kevin Byard at the Broncos' 23-yard line early in the second quarter. Finished off the Titans' goal-line stand in the second quarter by stuffing Jake Butt for no gain on a short pass on fourth down.
- Against Jacksonville (9/20), started at defensive tackle and posted three tackles and a pass defended. Sealed the victory by deflecting a Gardner Minshew II pass that was intercepted by Harold Landry III with 47 seconds remaining in the game.
- At Minnesota (9/27), started at defensive tackle and registered five tackles, including a sack and a team-best five quarterback pressures. Ended a Vikings' drive by dropping Kirk Cousins for a six-yard sack on third-and-eight in the first quarter.
- Against Buffalo (10/13), missed the game while on reserve/COVID-19.
- Against Houston (10/18), started at defensive tackle and produced six tackles, including a sack and two quarterback pressures. Teamed with

DaQuan Jones to stuff David Johnson for a one-yard loss on a rush off left tackle in the first quarter. Combined with Rashaan Evans to stuff David Johnson for no gain on a goalline rush in the second quarter. Halted a Texans' drive by dropping Deshaun Watson for a 12-yard sack on third-and-eight in the fourth quarter. Made a critical play by batting down a two-point conversion attempt intended to Randall Cobb that would have made it a two-score game late in the fourth quarter.

- Against Pittsburgh (10/25), started at defensive tackle and registered three tackles, a team-high two quarterback pressures and a pass defended. Pounced on James Conner for a 10-yard loss after Ben Roethlisberger pitched him the ball in the first quarter. Stuffed Conner for no gain on a rush up the middle in the third stanza. Batted a Roethlisberger pass that was then intercepted by Jayon Brown late in the third quarter.
- At Cincinnati (11/1), started at defensive tackle and posted four tackles and a quarterback pressure.
- Against Chicago (11/8), named AFC Defensive Player of the Week after starting at defensive tackle and tallying three tackles, a forced fumble, a fumble recovery and a pass defended. Forced a David Montgomery fumble that was scooped up by Desmond King II and returned 63 yards for a touchdown in the third quarter. Deflected a pass intended for Anthony Miller in the final stanza. Recovered a Miller fumble that was forced by Jayon Brown in the fourth quarter.
- Against Indianapolis (11/12), started at defensive tackle and collected two tackles and a pass defended. Batted down a pass intended for Mo Alie-Cox in the second quarter.
- At Baltimore (11/22), started at defensive tackle and totaled three tackles.
- At Indianapolis (11/29), started at defensive tackle and recorded four tackles, a sack, a quarterback pressure and a pass defended. Halted a Colts' drive by dropping Philip Rivers for a six-yard sack on third-and-six in the third quarter. Batted down a pass intended for T.Y. Hilton late in the third stanza. Stuffed Nyheim Hines for no gain on a rush up the middle late in the fourth quarter.

**2019 (9/7, 3/0):** Played in nine games with seven starts during his rookie campaign and collected 40 tackles, two sacks, 14 quarterback pressures, two tackles for loss and a pass defended. Spent the first six weeks of the season on the non-football injury list. Saw action in all three postseason contests and notched four tackles, three quarterback pressures and a fumble recovery. Led or tied for the team lead in sacks twice (vs. LAC, at OAK). Tied for the team lead in quarterback pressures once (at HOU). Saw action in his first career game and registered his first career sack against the L.A. Chargers (10/20/19). Made his first career start against Tampa Bay (10/27/19).

- Against L.A. Chargers (10/20), made his NFL debut as a reserve at defensive end and posted six tackles, including a sack, a stop for loss and two quarterback pressures. Teamed with Harold Landry to stonewall Melvin Gordon for a one-yard loss on a rush off right tackle in the opening quarter. Collected his first career sack by dropping Philip Rivers for a three-yard loss in the third quarter. Combined with Rashaan Evans to stop Gordon for no gain on first-and-goal during the final goal-line stand.
- Against Tampa Bay (10/27), notched his first career NFL start at defensive end and tallied four tackles and two quarterback pressures. Stonewalled Peyton Barber for no gain on a first-and-goal rush off right guard in the first quarter.
- At Indianapolis (12/1), started at defensive end and posted five tackles and three quarterback pressures. Teamed with Kamalei Correa to stuff Jonathan Williams for a two-yard loss on a rush off left end in the opening quarter.
- At Oakland (12/8), started at defensive end and amassed five tackles,



including a sack and a stop for loss. Stuffed DeAndré Washington for a two-yard loss on a rush off left end late in the first quarter. Halted a Raiders' drive by sacking Derek Carr for a four-yard loss on third-and-two in the third quarter.

- Against Houston (12/15), started at defensive end and totaled four tackles, two quarterback pressures and a pass defensed. Halted a potential Texans' scoring drive by deflecting a Deshaun Watson pass at the line of scrimmage that was then intercepted by Jayon Brown in the end zone.
- At Houston (12/29), played as a reserve on the defensive front and recorded three tackles and three quarterback pressures.
- At New England (1/4), saw action as a reserve on the defensive front in his first career postseason contest and posted two tackles and a quarterback pressure.
- At Baltimore (1/11), played as a reserve at defensive end and recorded two tackles, a fumble recovery and two quarterback pressures. Set up the Titans' final touchdown by recovering a Lamar Jackson fumble after a Jurrell Casey strip-sack midway through the third quarter.

**COLLEGE:**

- During a three-year career as a defensive tackle at Mississippi State, Simmons appeared in 38 contests with 28 starts. He finished his career ranked sixth in school history with 32.5 in tackles for loss. He also tied for sixth in MSU annals with five forced fumbles and tied for fourth with three blocked kicks. His totals also included 163 tackles, seven sacks, seven passes defensed and two defensive touchdowns. He was one of two players in the nation to be named a Bednarik Award Semifinalist in both 2017 and 2018.
- As a junior (2018), appeared in 13 games with 12 starts. Led the team and ranked fourth in the SEC with 17 tackles for loss, which made up the third-highest total in school history. Tied for second in the SEC among defensive linemen with 63 total tackles and added a pair of sacks, one forced a fumble and four passes defensed. Collected two or more tackles for loss in six different games and had at least one in nine contests. Named a Bednarik Award Semifinalist and won the 2018 Conerly Trophy by the Mississippi Sports Hall of Fame and Museum as the top player in Mississippi. Also named second-team All-American (AP, The Athletic) and first-team All-SEC (AP, Coaches).
- As a sophomore (2017), started all 13 games and tallied 60 tackles, five sacks, 12 tackles for loss, 41 quarterback pressures, two forced fumbles, two fumble recoveries and one pass defensed. With three total blocked kicks and punts, became the first SEC player since 2004 to lead the nation in the category. Named first-team All-SEC (AP, Coaches, PFF) and was a Bednarik Award Semifinalist. Added 2017 SEC Academic Honor Roll recognition.
- As a freshman (2016), played in 12 games with three starts at defensive tackle and finished with 40 tackles, 3.5 tackles for loss and four quarterback hurries. Led all SEC freshman and tied for the team lead with two forced

fumbles. Became the first MSU defensive lineman to earn Freshman All-SEC honors since Chris Jones in 2013. Named to the SEC First-Year Academic Honor Roll.

- Majored in human development at Mississippi State.

**PERSONAL:**

- Has a son, Jeffery Jr.
- Attended Noxubee County (Macon, Miss.) High School, where he was named the nation's No. 10 overall player and the No. 2 defensive end by Scout.com. Named a five-star prospect by Rivals.com and Scout.com and a four-star prospect by 247Sports.com and ESPN.com. Named the top-rated player in Mississippi by Rivals.com and 247Sports.com.
- As a high school senior in 2015, helped Noxubee County win its second straight MHSAA Class 4A State Championship with a 12-4 overall record. Finished second on the team with 105 tackles. Led the Tigers with 20.5 tackles for loss, 18.5 sacks, 21 quarterback hurries, three blocked field goals and two blocked punts. Also forced two fumbles, recovered two fumbles, broke up five passes and recorded an interception.
- His mother is Brenda Bradley. He has one brother, Dylan, and two sisters, Brooke and Ashley.
- List of favorites: (movie) "The Blind Side"; (TV show) "Martin"; (song on your pregame playlist) "The Man" by Aloe Blacc; (meal) chicken alfredo; (dessert) Pecan Pie; and (sports team as a child) L.A. Lakers with Kobe Bryant.
- Follow Simmons on Twitter at @grindsimmons94 and on Instagram at @jsimmons\_94.
- Born Jeffery Bernard Simmons Jr. on July 28, 1997, in Lasalle, La.

**JEFFERY SIMMONS' DEFENSIVE GAME-BY-GAME**

**2019 Tennessee Titans**

Date	Opp	W/L	P/S	Tot Solo	Asst	Sk	- Yds	QBP	TFL	Int-	Yds	-TD	PD	FF	FR	- Yds	SpT
Sept 8	@ Cle	W	NFI														
Sept 15	Ind	L	NFI														
Sept 19	@ Jax	L	NFI														
Sept 29	@ Atl	W	NFI														
Oct 6	Buf	L	NFI														
Oct 13	@ Den	L	NFI														
Oct 20	LAC	W	p	6	5	1	1.0	3.0	2	1	0	0	0	0	0	0	0
Oct 27	TB	W	S	4	3	1	0.0	0.0	2	0	0	0	0	0	0	0	0
Nov 3	@ Car	L	S	4	1	3	0.0	0.0	1	0	0	0	0	0	0	0	0
Nov 10	KC	W	S	3	1	2	0.0	0.0	1	0	0	0	0	0	0	0	0
Nov 24	Jax	W	S	6	3	3	0.0	0.0	0	0	0	0	0	0	0	0	0
Dec 1	@ Ind	W	S	5	3	2	0.0	0.0	3	0	0	0	0	0	0	0	0
Dec 8	@ Oak	W	S	5	4	1	1.0	4.0	0	1	0	0	0	0	0	0	0
Dec 15	Hou	L	S	4	3	1	0.0	0.0	2	0	0	0	0	1	0	0	0
Dec 22	NO	L	IA														
Dec 29	@ Hou	W	p	3	2	1	0.0	0.0	3	0	0	0	0	0	0	0	0
<b>Totals</b>	<b>9-7</b>	<b>9/7</b>		<b>40</b>	<b>25</b>	<b>15</b>	<b>2.0</b>	<b>7.0</b>	<b>14</b>	<b>2</b>	<b>0</b>	<b>0</b>	<b>0</b>	<b>1</b>	<b>0</b>	<b>0</b>	<b>0</b>
<b>Playoffs</b>																	
Jan 4	@ NE	W	p	2	1	1	0.0	0.0	1	0	0	0	0	0	1	0	0
Jan 11	@ Bal	W	p	2	2	0	0.0	0.0	2	0	0	0	0	0	1	0	0
Jan 19	@ KC	L	p	0	0	0	0.0	0.0	0	0	0	0	0	0	0	0	0
<b>Totals</b>	<b>2-1</b>	<b>3/0</b>		<b>4</b>	<b>3</b>	<b>1</b>	<b>0.0</b>	<b>0.0</b>	<b>3</b>	<b>0</b>	<b>0</b>	<b>0</b>	<b>0</b>	<b>0</b>	<b>1</b>	<b>0</b>	<b>0</b>

**2020 Tennessee Titans**

Date	Opp	W/L	P/S	Tot Solo	Asst	Sk	- Yds	QBP	TFL	Int-	Yds	-TD	PD	FF	FR	- Yds	SpT
Sept 14	@ Den	W	S	4	3	1	0.0	0.0	0	0	0	0	0	0	1	0	0
Sept 20	Jax	W	S	3	0	3	0.0	0.0	0	0	0	0	0	1	0	0	0
Sept 27	@ Min	W	S	5	3	2	1.0	6.0	5	1	0	0	0	0	0	0	0
Oct 13	Buf	W	R/C														
Oct 18	Hou	W	S	6	4	2	1.0	12.0	2	1	0	0	0	0	0	0	0
Oct 25	Pit	L	S	3	1	2	0.0	0.0	2	0	0	0	0	1	0	0	0
Nov 1	@ Cin	L	S	4	2	2	0.0	0.0	1	0	0	0	0	0	0	0	0
Nov 8	Chi	W	S	3	3	0	0.0	0.0	0	0	0	0	0	1	1	0	0
Nov 12	Ind	L	S	2	0	2	0.0	0.0	0	0	0	0	0	1	0	0	0
Nov 22	@ Bal	W	S	3	1	2	0.0	0.0	0	0	0	0	0	0	0	0	0
Nov 29	@ Ind	W	S	4	2	2	1.0	6.0	1	1	0	0	0	1	0	0	0
Dec 6	Cle																
Dec 13	@ Jax																
Dec 20	Det																
Dec 27	@ GB																
Jan 3	@ Hou																
<b>Totals</b>	<b>8-3</b>	<b>10/10</b>		<b>37</b>	<b>19</b>	<b>18</b>	<b>3.0</b>	<b>24.0</b>	<b>11</b>	<b>3</b>	<b>0</b>	<b>0</b>	<b>0</b>	<b>5</b>	<b>1</b>	<b>2</b>	<b>0</b>

## JEFFERY SIMMONS' NFL STATISTICS

REGULAR SEASON				TACKLES							INTERCEPTIONS					FUMBLES			
Year	Team	GP	GS	Tot	Solo	Asst	Sk	Yds	QBP	TFL	No	Yds	Lg	TD	PD	FF	FR	Yds	SpT
2019	Tennessee	9	7	40	25	15	2.0	7.0	14	2	0	0	0	0	1	0	0	0	0
2020	Tennessee	10	10	37	19	18	3.0	24.0	11	3	0	0	0	0	5	1	2	0	0
<b>NFL Totals</b>		<b>19</b>	<b>17</b>	<b>77</b>	<b>44</b>	<b>33</b>	<b>5.0</b>	<b>31.0</b>	<b>25</b>	<b>5</b>	<b>0</b>	<b>0</b>	<b>0</b>	<b>0</b>	<b>6</b>	<b>1</b>	<b>2</b>	<b>0</b>	<b>0</b>

PLAYOFFS				TACKLES							INTERCEPTIONS					FUMBLES			
Year	Team	GP	GS	Tot	Solo	Asst	Sk	Yds	QBP	TFL	No	Yds	Lg	TD	PD	FF	FR	Yds	SpT
2019	Tennessee	3	0	4	3	1	0.0	0.0	3	0	0	0	0	0	0	0	1	0	0
<b>NFL Totals</b>		<b>3</b>	<b>0</b>	<b>4</b>	<b>3</b>	<b>1</b>	<b>0.0</b>	<b>0.0</b>	<b>3</b>	<b>0</b>	<b>0</b>	<b>0</b>	<b>0</b>	<b>0</b>	<b>0</b>	<b>0</b>	<b>1</b>	<b>0</b>	<b>0</b>

### Single-Game Highs

Tackles - **6** (Three times, last vs. Houston 10/18/20)  
 Sacks - **1** (Five times, last at Indianapolis 11/29/20)  
 Quarterback Pressures - **5** at Minnesota (9/27/20)  
 Tackles For Loss - **1** (Five times, last at Indianapolis 11/29/20)  
 Fumble Recovery - **1** (Twice, last vs. Chicago 11/8/20)  
 Fumble Recovery - **1** vs. Chicago (11/8/20)  
 Passes Defensed - **1** (Five times, last vs. Indianapolis 11/12/20)

### Playoff Single-Game Highs

Tackles - 2 (Twice, last at Baltimore 1/11/20)  
 Quarterback Pressures - 2 at Baltimore (1/11/20)  
 Fumble Recovery - 1 at Baltimore (1/11/20)



# 59 TUZAR SKIPPER

OUTSIDE LINEBACKER • 6'3" • 246 LBS • COLLEGE: TOLDEO  
ACQUIRED: FREE AGENT - 2020 • NFL EXPERIENCE (NFL/TITANS): 2/1  
HOMETOWN: NORWICH, CONN.  
GAMES PLAYED/GAMES STARTED: 8/0 (PLAYOFFS: 0/0)



**PRO:** The Titans signed free agent Tuzar Skipper to the practice squad during Week 2 of the 2020 season to provide depth and NFL experience. The 6-foot-3-inch, 246-pounder originally signed with the Pittsburgh Steelers as a rookie free agent following the 2019 NFL Draft and has also spent time with the New York Giants. The Norwich, Conn., native appeared in six games for the Giants and totaled two tackles, 0.5 sack and one fumble recovery.

#### CAREER TRANSACTIONS:

- The Norwich, Conn., native was originally signed as a rookie free agent by the Pittsburgh Steelers on May 13, 2019.
- Waived by the Steelers on Sept. 7, 2019.
- Claimed off waivers by the New York Giants on Sept. 9, 2019.
- Waived by the Giants on Oct. 22, 2019.
- Signed by the Giants to the team's practice squad on Oct. 24, 2019.
- Signed by the Steelers to the team's active roster off of the Giants practice squad on Nov. 19, 2019.
- Waived by the Steelers on Sept. 5, 2020.
- Signed by the Titans to the practice squad on Sept. 15, 2020.
- Activated from the practice squad to the active roster standard elevation on Nov. 21, 2020.

#### SEASON RECAPS:

##### 2020 (2/0 - Tennessee):

- At Baltimore (11/22), made his Titans debut as a reserve at outside linebacker.
- At Indianapolis (11/29), played as a reserve at outside linebacker and on special teams.

**2019 (6/0 - New York Giants; 0/0 - Pittsburgh):** Played in six games as a rookie for the New York Giants and totaled two tackles, a half sack and a fumble recovery. Was inactive for six contests as a member of the Pittsburgh Steelers.

- Against Washington (9/29), posted one tackle and 0.5 sack.
- At Minnesota (10/6), recorded his first career fumble recovery.

#### COLLEGE:

- Played in 29 games over three seasons at Toldeo (2016-18) and tallied 90 tackles, 13.5 tackles for loss, 9.5 sacks, three forced fumbles, two fumble recoveries and one blocked kick. Transferred to Toledo after playing two years at Monroe College (2014-15) where he made second-team All-Conference both years.
- As a senior (2018), played in 13 games and amassed 60 tackles, 11.0 tackles for loss, a team-high 8.5 sacks, two forced fumbles and two fumble recoveries. Ranked third on the team in tackles and second on the squad in tackles for loss. His 8.5 sacks ranked fifth in the Mid-American Conference. Earned third-team All-MAC recognition.
- At Eastern Michigan (10/13), tallied a career-high eight tackles, 2.5

tackles for loss, 2.0 sacks, and one forced fumble.

- As a junior (2017), saw action in three games and recorded eight tackles and 1.0 sack before suffering a season-ending injury.
- As a sophomore (2016), appeared in 13 games and posted 22 tackles, 1.0 tackle for loss and one blocked kick.
- Transferred to Toledo from Monroe College where he played two seasons (2014-15) and earned second-team All-Conference recognition both years.
- Majored in communications at Toldeo.

#### PERSONAL:

- Attended Norwich (Conn.) Free Academy where he was a two-time all-area selection.
- Made the Connecticut High School Coaches' Association Class LL all-state team twice.
- Son of Lamont Williams and Shonte Skipper.
- Has three brothers, Patrick, Antonio, and Nathaniel, and one sister, Clarice.
- Born Tuzar Skipper on June 5, 1995 in Norwich, Conn.

## TUZAR SKIPPER'S GAME-BY-GAME

### 2019 N.Y. Giants/Pittsburgh Steelers

Date	Opp	W/L	P/S	Tot	Solo	Asst	Sk	- Yds	QBP	TFL	Int	- Yds	-TD	PD	FF	FR	- Yds	SpT	
Sept 15	Buf	L	p	0	0	0	0.0	0.0	0	0.0	0	0	0	0	0	0	0	0	0
Sept 22	@ TB	W	p	1	0	1	0.0	0.0	0	0.0	0	0	0	0	0	0	0	0	0
Sept 29	Was	W	p	1	0	1	0.5	5.5	1	0.0	0	0	0	0	0	0	0	0	0
Oct 6	Min	L	p	0	0	0	0.0	0.0	0	0.0	0	0	0	0	0	0	1	0	0
Oct 10	@ NE	L	p	0	0	0	0.0	0.0	0	0.0	0	0	0	0	0	0	0	0	0
Oct 20	Ari	L	p	0	0	0	0.0	0.0	0	0.0	0	0	0	0	0	0	0	0	1
Waived by the Giants on Oct. 22, 2019																			
Nov 24	@ Cin	W	IA																
Dec 1	Cle	W	IA																
Dec 8	@ Ari	W	IA																
Dec 15	Buf	L	IA																
Dec 22	@ NYJ	L	IA																
Dec 29	@ Bal	L	IA																
<b>Totals</b>				<b>5-7</b>	<b>6/0</b>	<b>2</b>	<b>0</b>	<b>2</b>	<b>0.5</b>	<b>5.5</b>	<b>1</b>	<b>0.0</b>	<b>0</b>	<b>0</b>	<b>0</b>	<b>0</b>	<b>1</b>	<b>0</b>	<b>1</b>

### 2020 Tennessee Titans

Date	Opp	W/L	P/S	Tot	Solo	Asst	Sk	- Yds	QBP	TFL	Int	- Yds	-TD	PD	FF	FR	- Yds	SpT	
Nov 22	@ Bal	W	p	0	0	0	0.0	0.0	0	0	0	0	0	0	0	0	0	0	0
Nov 29	@ Ind	W	p	0	0	0	0.0	0.0	0	0	0	0	0	0	0	0	0	0	0
Dec 6	Cle																		
Dec 13	@ Jax																		
Dec 20	Det																		
Dec 27	@ GB																		
Jan 3	@ Hou																		
<b>Totals</b>				<b>2-0</b>	<b>2/0</b>	<b>0</b>	<b>0</b>	<b>0</b>	<b>0.0</b>	<b>0.0</b>	<b>0</b>	<b>0</b>	<b>0</b>	<b>0</b>	<b>0</b>	<b>0</b>	<b>0</b>	<b>0</b>	<b>0</b>

## TUZAR SKIPPER'S NFL STATISTICS

### REGULAR SEASON

Year	Team	GP	GS	TACKLES							INTERCEPTIONS					FUMBLES			
				Tot	Solo	Asst	Sk	Yds	QBP	TFL	No	Yds	Lg	TD	PD	FF	FR	Yds	SpT
2019	N.Y. Giants	6	0	2	0	2	0.5	5.5	1	0	0	0	0	0	0	0	1	0	1
2020	Tennessee	2	0	0	0	0	0.0	0.0	0	0	0	0	0	0	0	0	0	0	0
<b>NFL Totals</b>		<b>8</b>	<b>0</b>	<b>2</b>	<b>0</b>	<b>2</b>	<b>0.5</b>	<b>5.5</b>	<b>1</b>	<b>0</b>	<b>0</b>	<b>0</b>	<b>0</b>	<b>0</b>	<b>0</b>	<b>0</b>	<b>1</b>	<b>0</b>	<b>1</b>

### Single-Game Highs

- Tackles - 1 (Twice, last against Washington 9/29/19)
- Sacks - 0.5 against Washington (9/29/19)
- Fumble Recovery - 1 at Minnesota (10/6/19)





# 81 JONNU SMITH

TIGHT END • 6'3" • 248 LBS • COLLEGE: FLORIDA INTERNATIONAL  
ACQUIRED: 3RD ROUND - 2017 • NFL EXPERIENCE (NFL/TITANS): 4/4  
HOMETOWN: OCALA, FLA.  
GAMES PLAYED/GAMES STARTED: 56/49 (PLAYOFFS: 5/4)



**PRO:** The Titans selected Jonnu Smith in the third round (100th overall) of the 2017 NFL Draft. The 6-foot-3-inch, 248-pound tight end participated in every game as a rookie and ranked fifth among rookie tight ends in receptions (18). In 2018, he set then single-season career highs in every receiving category before having his second season cut short due to a knee injury. Smith played a pivotal role in the Titans' playoff berth in 2019, amassing career-highs with 35 receptions and 439 receiving yards. The Florida International product possesses the ability to flash after the catch and has the speed to attack all three levels of the field. He is also known for his strength and willingness to block in the run game.

### CAREER HIGHLIGHTS:

- In 2019, Smith ranked fourth on the team with a career-best 35 receptions, third on the squad with a career-high 439 receiving yards and tied a career-best with three receiving touchdowns.
- In 2018, Smith set then single-season career highs in receptions (20), receiving yards (258), receiving long (61t), and receiving touchdowns (3) despite missing the final three contests due to injury. His three receiving touchdowns ranked second on the squad.
- During the 2017 regular season, Smith was one of three rookie tight ends to appear in all 16 games (Gerald Everett and David Njoku) and one of two rookie tight ends with at least 13 starts (O.J. Howard). His 18 receptions, which resulted in 157 yards and two touchdowns, ranked fifth among all rookie tight ends.
- Smith finished his career as Florida International's all-time leader for tight ends in receptions and receiving yards. Smith ended his career ranking fourth on the school's career receptions list and fifth on the program's receiving yardage list. His 18 career receiving touchdowns rank third in school annals.
- As a sophomore (2014), led all college tight ends with 61 receptions, 710 receiving yards and eight touchdown catches.

### TITANS TIDBITS:

- Smith credits his mother, Karen, for his successes. Jonnu's father passed away as a result of a tow truck accident when he was four years old and his mother raised all six children by herself. "My mother is my rock. It was tough, but we always got what we needed—not necessarily what we wanted all the time—but what we needed. She was so strong all the time."
- Smith endured a lot of challenges as a youngster in Philadelphia and after his brother was arrested and one of his friends was killed on the streets, a decision needed to be made. His family didn't have the financial means to just uproot, so for his own safety Jonnu moved in with his mother's sister and brother-in-law, Darla and Mike Kirkland, in Ocala, Fla. He started playing high school football and even though he was far from a touted recruit, he earned a scholarship to Florida International where his play took off.
- Smith's best friend Willie "Quasim" Jefferson tragically died from a gun shot in October 2016. Jonnu gave his son the middle name Quasim in honor of him.

### CAREER TRANSACTIONS:

- The Philadelphia, Pa., native was selected by the Titans in the third round (100th overall) of the 2017 NFL Draft.

### SEASON RECAPS:

**2020 (11/10):** Leads all NFL tight ends with eight total touchdowns. Ranks second on the team with a career-best seven receiving touchdowns. Ranks third on the team with 30 receptions and 338 receiving yards. Has led the

team in receiving yards once in 2020 (vs. JAX). Has tied for the team lead in receptions once in 2020 (at MIN). With his seventh touchdown catch of 2020 at Baltimore (11/22/20), tied Delanie Walker (seven touchdown receptions in 2016) for the most single-season touchdown receptions by a tight end in the franchise's "Titans era" (1999–present).

- At Denver (9/14), started at tight end and snared four catches for 36 yards with a touchdown. Gave the Titans a 13-7 lead with a one-yard touchdown reception on fourth-and-goal early in the fourth quarter.
- Against Jacksonville (9/20), started at tight end and led the team with a career-best 84 receiving yards on four catches with a career-high two touchdowns. Opened the game with a career-long 63-yard catch off play action down the left sideline down to the Jaguars' 14-yard line on the first play from scrimmage. Gave the Titans an early 7-0 lead with a leaping 13-yard touchdown catch early in the first stanza. Drew a 22-yard pass interference penalty on third-and-four during the Titans' third touchdown drive. Got open over the middle and hauled in a four-yard touchdown reception on third-and-four late in the second quarter.
- At Minnesota (9/27), started at tight end and tied for the team lead with five catches for 61 yards. Kickstarted the Titans' first scoring drive in the third quarter with a 21-yard catch over the middle. Eclipsed the 1,000-yard career receiving mark with his 21-yard grab in the third quarter. Hauled in two receptions for 25 yards during the Titans' game-winning scoring drive in the fourth quarter.
- Against Buffalo (10/13), started at tight end and snared five receptions for 40 yards with a pair of touchdowns. Extended the Titans' lead to 28-10 with a four-yard touchdown grab on a slant late in the third quarter. Capped the scoring with a seven-yard touchdown catch to make the score 42-16 late in the final quarter.
- Against Houston (10/18), started at tight end and grabbed one pass for 13 yards before leaving the game in the second quarter with an injury. Kept the Titans' third touchdown drive alive with a 13-yard grab on third-and-11 in the second quarter.
- Against Pittsburgh (10/25), started at tight end and posted one catch for nine yards.
- At Cincinnati (11/1), started at tight end and collected two receptions for 29 yards.
- Against Chicago (11/8), started at tight end and hauled in two receptions for 32 yards with a score. Set up the Titans' final touchdown with a 30-yard catch down to the Bears' two-yard line in the fourth quarter. On the next play, increased the Titans lead to 24-3 with a two-yard touchdown grab in the fourth quarter.
- Against Indianapolis (11/12), started at tight end and caught two passes for 14 yards while scoring a rushing touchdown. Increased the Titans lead to 17-10 with a one-yard touchdown run on a jet sweep in the second quarter.
- At Baltimore (11/22), started at tight end and collected four catches for 20 yards with a touchdown. On his first catch, an eight-yarder in the first quarter, he notched his 100th career reception. Gave the Titans an early 7-0 lead with a one-yard touchdown grab in the first quarter.
- At Indianapolis (11/29), saw action as a reserve at tight end and blocked for Titans' rushers to gain 229 yards on 45 carries.

**2019 (16/14, 3/3):** Saw action in all 16 games with 14 starts at tight end and ranked fourth on the team with a career-best 35 receptions and third on the squad with a career-high 439 receiving yards. Notched three receiving touchdowns. Rushed four times for 78 yards. Started all three postseason contests and tied for the team lead with six catches for 59 yards with a touchdown. Led or tied for the team lead in receptions three times in 2019 (vs. TB, vs. KC, at BAL). Led the team in receiving yards twice in 2019

(vs. BUF, vs. TB).

- At Cleveland (9/8), started at tight end in his return to the lineup and snared one reception for seven yards. Recorded his first career rush for 10 yards.
- Against Buffalo (10/6), started at tight end and caught one pass for 57 yards. Snared a screen pass and sprinted 57 yards to the Buffalo 21-yard line late in the third quarter.
- Against L.A. Chargers (10/20), started at tight end and caught three passes for a then career-best 64 receiving yards. Kickstarted the Titans' opening scoring drive with a 24-yard reception on the team's first play from scrimmage. Rumbled for a 35-yard gain on a short pass early in the third quarter.
- Against Tampa Bay (10/27), started at tight end and led the team with a career-high-tying six catches and a career-best 78 receiving yards with a touchdown. Gave the Titans a 7-3 lead with a five-yard touchdown grab in the first quarter. Kickstarted the Titans' second quarter scoring drive with a 26-yard catch over the middle.
- Against Kansas City (11/10), started at tight end and led the team with four catches for 30 yards.
- Against Jacksonville (11/24), started at tight end and rushed once for four yards. Set up the Titans' second touchdown by drawing a 16-yard pass interference penalty in the end zone on a pass from Derrick Henry in the third quarter.
- At Oakland (12/8), started at tight end and caught three passes for 29 yards with a touchdown. Made an acrobatic 17-yard touchdown catch in the back of the end zone for a 35-21 lead early in the fourth quarter.
- Against Houston (12/15), started at tight end and posted five catches for 60 yards to go along with a 57-yard rush which is the longest run by a tight end in the NFL since 1976. Set up the Titans' second touchdown with a 57-yard run off right end on the first play of the fourth quarter.
- Against New Orleans (12/22), played as a reserve at tight end and snared three passes for 63 yards with a touchdown. Got open over the middle and hauled in 41-yard touchdown pass giving the Titans a 7-0 lead in the first quarter. Tied his career high with his third touchdown reception of the season.
- At New England (1/4), started at tight end and caught one pass for nine yards.
- At Baltimore (1/11), started at tight end and tied for the team lead with two catches for 12 yards with a touchdown. Gave the Titans a 7-0 lead with an acrobatic 12-yard touchdown grab in the corner of the end zone on third-and-12 in the first quarter.
- At Kansas City (1/19), started at tight end and snared three receptions for 38 yards. Set up the Titans' first touchdown with a 22-yard reception down to the Chiefs' four-yard line in the first quarter.

**2018 (13/12):** Played in 13 games with 12 starts at tight end and snared 20 receptions for 258 yards. Finished second on the team with three receiving touchdowns. Placed on injured reserve on Dec. 11, 2018 and missed the final three games. Led the team in receptions once in 2018 (at IND). Tied for the team lead in receiving yards once in 2018 (at IND).

- At Miami (9/9), started at tight end and caught one pass for 12 yards. Extended the Titans' final scoring drive with a 12-yard catch on third-and-10 late in the fourth quarter.
- At Los Angeles Chargers in London (10/21), started at tight end and snared two passes for 11 yards.
- At Dallas (11/5), started at tight end and snared two receptions for 33 yards with a touchdown. Hauled in a 26-yard pass early in the third quarter. Gave the Titans a 21-14 lead with a seven-yard touchdown on a shovel pass in the third quarter.
- Against New England (11/11), started at tight end and collected three receptions for a career-best 45 yards with a touchdown. Gave the Titans an early 7-0 lead with a four-yard touchdown reception in the back of the end zone in the first quarter. Got the Titans' third scoring drive started with a 29-yard reception down the right sideline.
- At Indianapolis (11/18), started at tight end and led the team with a career-high six catches for a team-high-tying 44 receiving yards.
- At Houston (11/26), started at tight end and grabbed two receptions for 63 yards with a touchdown. Gave the Titans an early 10-0 lead with a 61-yard touchdown reception in the first quarter.
- Against N.Y. Jets (12/2), played as a reserve at tight end and caught two passes for 29 yards.
- Against Jacksonville (12/6), started at tight end and left the game midway

through the second quarter with an injury.

**2017 (16/13, 2/1):** Played in all 16 games with 13 starts at tight end in his rookie campaign and snared 18 receptions for 157 yards with a pair of touchdowns. Saw action in both postseason contests with one start and grabbed three passes for 19 yards. Led or tied for the team lead in receptions twice (at MIA, vs. JAX). Registered his first career receiving touchdown at Jacksonville (9/17/17). Appeared in his first career NFL game and made his first career start against Oakland (9/10/17).

- Against Oakland (9/10), started at tight end in his NFL debut.
- At Jacksonville (9/17), started at tight end and snared two receptions for 30 yards, including his first career receiving touchdown. Gave the Titans a 30-3 lead with a 32-yard touchdown on a screen pass with 9:57 remaining in the fourth quarter.
- Against Seattle (9/24), started at tight end and caught a 24-yard touchdown pass. Helped block for Titans' ball carriers to collect 195 rushing yards on 35 carries (5.6 avg.). Increased the Titans lead to 23-14 with a 24-yard touchdown catch on a wheel route with 3:50 left to play in the third quarter.
- At Miami (10/8), started at tight end and led the team with five catches for 21 yards.
- Against Jacksonville (12/31), started at tight end and tied for the team lead with three receptions for 12 yards.
- At Kansas City (1/6), started at tight end and grabbed two receptions for 15 yards in his first career postseason game. Converted a critical third down with a 10-yard catch on third-and-two during the Titans' game-winning touchdown drive in the fourth quarter.
- At New England (1/13), played as a reserve at tight end and notched one catch for four yards before leaving the game late in the third quarter with an injury.

#### COLLEGE:

- In four seasons at Florida International (2013-16), Smith appeared in 43 career games and tallied 178 receptions for 2,001 yards with 18 touchdowns.
- As a senior (2016), started in 11 games for the Panthers and was a second team, All-Conference USA honoree. Caught 42 passes for 506 yards and four touchdowns. Became the fifth player in Florida International history to register over 2,000 yards receiving during a career (2,001 yards). Finished his career registering at least one reception in every game he played (43-straight – second-most in school history).
- As a junior (2015), started eight games for the Panthers and recorded 36 catches for 397 yards and four touchdowns. Finished fourth on the team in receptions, third in receiving yards and second in receiving touchdowns. Missed the final four games of the season due to injury.
- As a sophomore (2014), appeared and started in all 12 games for the Panthers and earned first team All-Conference USA honors. Led Florida International with 710 yards on 61 catches and eight touchdowns. Also led all tight ends nationally in touchdowns, receiving yards and receptions. Set the school record for tight ends in receiving yards, touchdowns and receptions and his eight receiving touchdowns broke the previous school season-best of seven set by T.Y. Hilton (2008, 2011) and Cory McKinney (2002). The 710 receiving yards ranked seventh all-time at FIU for a season and his 61 catches were tied for fourth in a single year.
- As a freshman (2013), started all 12 games as a true freshman and earned All-Conference USA honorable mention honors as well as a spot on the league's All-Freshmen team. Led all Florida International players with 39 receptions for 388 yards and was the only FIU receiver to have a catch in all 12 games. Either led or tied for the team-lead in receptions or receiving yards in eight of 12 games. Was the first true freshman to lead the team in receptions and receiving yards since T.Y. Hilton in 2008.
- Majored in liberal studies at Florida International.

#### PERSONAL:

- Has a son, Jaiyen.
- Attended West Port (Ocala, Fla.) High School and was named to the 2012 Ocala Star Banner All-County first team and the 2012 Florida Athletic Coaches Association All-District 7 Football team.
- As a senior, posted a team leading 34 catches for 517 yards and two touchdowns.
- As a junior, notched nine receptions for 101 yards and two touchdowns.

- Also competed in weightlifting, finishing second in the county in the 219-pound weight class.
- List of favorites: (movie) all the "Halloween" Michael Myers' films; (TV show) "Stranger Things"; (musician or band) Meek Mill; (food) chicken and shrimp alfredo; (guilty pleasure) Swedish fish; (sports team as a child) Philadelphia Eagles and (athlete as a child) LeBron James.
- Follow Smith on Twitter at @EasyMoney\_87.
- Follow Smith on Instagram at @jonnumsmith87.
- Born Jonnu Andre Smith on Aug. 22, 1995 in Philadelphia, Pa.

## JONNU SMITH'S GAME-BY-GAME

2017 Tennessee Titans				RECEIVING				
Date	Opp.	W/L	P/S	No	Yds	Avg	Lg	TD
Sept 10	Oak	L	S	0	0	-	0	0
Sept 17	@ Jax	W	S	2	30	15.0	32t	1
Sept 24	Sea	W	S	1	24	24.0	24t	1
Oct 1	@ Hou	L	S	0	0	-	0	0
Oct 8	@ Mia	L	S	5	21	4.2	9	0
Oct 16	Ind	W	p	1	10	10.0	10	0
Oct 22	@ Cle	W	S	2	22	11.0	14	0
Nov 5	Bal	W	S	0	0	-	0	0
Nov 12	Cin	W	S	2	20	10.0	12	0
Nov 16	@ Pit	L	p	0	0	-	0	0
Nov 26	@ Ind	W	S	0	0	-	0	0
Dec 3	Hou	W	S	0	0	-	0	0
Dec 10	@ Ari	L	S	0	0	-	0	0
Dec 17	@ SF	L	p	1	5	5.0	5	0
Dec 24	LAR	L	S	1	13	13.0	13	0
Dec 31	Jax	W	S	3	12	4.0	5	0
<b>Totals</b>		<b>9-7</b>	<b>16/13</b>	<b>18</b>	<b>157</b>	<b>8.7</b>	<b>32t</b>	<b>2</b>

Playoffs								
Date	Opp.	W/L	P/S	No	Yds	Avg	Lg	TD
Jan 6	@ KC	W	S	2	15	7.5	10	0
Jan 13	@ NE	L	p	1	4	4.0	4	0
<b>Totals</b>		<b>1-1</b>	<b>2/1</b>	<b>3</b>	<b>19</b>	<b>6.3</b>	<b>10</b>	<b>0</b>

2018 Tennessee Titans				RECEIVING				
Date	Opp.	W/L	P/S	No	Yds	Avg	Lg	TD
Sept 9	@ Mia	L	S	1	12	12.0	12	0
Sept 16	Hou	W	S	0	0	-	0	0
Sept 23	@ Jax	W	S	1	9	9.0	9	0
Sept 30	Phi	W	S	0	0	-	0	0
Oct 7	@ Buf	L	S	0	0	-	0	0
Oct 14	Bal	L	S	1	12	12.0	12	0
Oct 21	@ LAC	L	S	2	11	5.5	8	0
Nov 5	@ Dal	W	S	2	33	16.5	26	1
Nov 11	NE	W	S	3	45	15.0	29	1
Nov 18	@ Ind	L	S	6	44	7.3	9	0
Nov 26	@ Hou	L	S	2	63	31.5	61t	1
Dec 2	NYJ	W	p	2	29	14.5	18	0
Dec 6	Jax	W	S	0	0	-	0	0
Dec 16	@ NYG							
Dec 22	Was							
Dec 30	Ind							
Placed on injured reserve on Dec. 11, 2018								
<b>Totals</b>		<b>7-6</b>	<b>13/12</b>	<b>20</b>	<b>258</b>	<b>12.9</b>	<b>61t</b>	<b>3</b>

2019 Tennessee Titans				RECEIVING				
Date	Opp.	W/L	P/S	No	Yds	Avg	Lg	TD
Sept 8	@ Cle	W	S	1	7	7.0	7	0
Sept 15	Ind	L	S	0	0	-	0	0
Sept 19	@ Jax	L	S	2	20	10.0	20	0
Sept 29	@ Atl	W	S	1	5	5.0	5	0
Oct 6	Buf	L	S	1	57	57.0	57	0
Oct 13	@ Den	L	p	1	8	8.0	8	0
Oct 20	LAC	W	S	3	64	21.3	35	0
Oct 27	TB	W	S	6	78	13.0	26	1
Nov 3	@ Car	L	S	3	18	6.0	7	0
Nov 10	KC	W	S	4	30	7.5	9	0
Nov 24	Jax	W	S	0	0	-	0	0
Dec 1	@ Ind	W	S	2	0	0.0	2	0
Dec 8	@ Oak	W	S	3	29	9.7	17t	1
Dec 15	Hou	L	S	5	60	12.0	23	0
Dec 22	NO	L	p	3	63	21.0	41t	1
Dec 29	@ Hou	W	S	0	0	-	0	0
<b>Totals</b>		<b>9-7</b>	<b>16/14</b>	<b>35</b>	<b>439</b>	<b>12.5</b>	<b>57</b>	<b>3</b>

Playoffs								
Date	Opp.	W/L	P/S	No	Yds	Avg	Lg	TD
Jan 4	@ NE	W	S	1	9	9.0	9	0
Jan 11	@ Bal	W	S	2	12	6.0	12t	1
Jan 19	@ KC	L	S	3	38	12.7	22	0
<b>Totals</b>		<b>2-1</b>	<b>3/3</b>	<b>6</b>	<b>59</b>	<b>9.8</b>	<b>22</b>	<b>1</b>

2020 Tennessee Titans				RECEIVING				
Date	Opp.	W/L	P/S	No	Yds	Avg	Lg	TD
Sept 14	@ Den	W	S	4	36	9.0	22	1
Sept 20	Jax	W	S	4	84	21.0	63	2
Sept 27	@ Min	W	S	5	61	12.2	21	0
Oct 13	Buf	W	S	5	40	8.0	14	2
Oct 18	Hou	W	S	1	13	13.0	13	0
Oct 25	Pit	L	S	1	9	9.0	9	0
Nov 1	@ Cin	L	S	2	29	14.5	19	0
Nov 8	Chi	W	S	2	32	16.0	30	1
Nov 12	Ind	L	S	2	14	7.0	8	0
Nov 22	@ Bal	W	S	4	20	5.0	8	1
Nov 29	@ Ind	W	p	0	0	-	0	0
Dec 6	Cle							
Dec 13	@ Jax							
Dec 20	Det							
Dec 27	@ GB							
Jan 3	@ Hou							
<b>Totals</b>		<b>8-3</b>	<b>11/10</b>	<b>30</b>	<b>338</b>	<b>11.3</b>	<b>63</b>	<b>7</b>

## JONNU SMITH'S NFL STATISTICS

### REGULAR SEASON

Year	Team	REGULAR SEASON		RECEIVING					RUSHING				
		GP	GS	No	Yds	Avg	Lg	TD	Att	Yds	Avg	Lg	TD
2017	Tennessee	16	13	18	157	8.7	32t	2	0	0	-	0	0
2018	Tennessee	13	12	20	258	12.9	61t	3	0	0	-	0	0
2019	Tennessee	16	14	35	439	12.5	57	3	4	78	19.5	57	0
2020	Tennessee	11	10	30	338	11.3	63	7	1	1	1.0	1t	1
<b>NFL Totals</b>		<b>56</b>	<b>49</b>	<b>103</b>	<b>1,192</b>	<b>11.6</b>	<b>63</b>	<b>15</b>	<b>5</b>	<b>79</b>	<b>15.8</b>	<b>57</b>	<b>1</b>

### PLAYOFFS

Year	Team	PLAYOFFS		RECEIVING					RUSHING				
		GP	GS	No	Yds	Avg	Lg	TD	Att	Yds	Avg	Lg	TD
2017	Tennessee	2	1	3	19	6.3	10	0	0	0	-	0	0
2019	Tennessee	3	3	6	59	9.8	22	1	0	0	-	0	0
<b>NFL Totals</b>		<b>5</b>	<b>4</b>	<b>9</b>	<b>78</b>	<b>8.7</b>	<b>22</b>	<b>1</b>	<b>0</b>	<b>0</b>	<b>-</b>	<b>0</b>	<b>0</b>

#### Single-Game Highs

Receptions - 6 (Twice, last vs. Tampa Bay 10/27/19)  
 Receiving Yards - **84 vs. Jacksonville (9/20/20)**  
 Long Reception - **63 vs. Jacksonville (9/20/20)**  
 Receiving Touchdowns - **2 (Twice, last vs. Buffalo 10/13/20)**  
 Rushes - **1 (Five times, last vs. Indianapolis 11/12/20)**  
 Rushing Yards - 57 vs. Houston (12/15/19)  
 Long Rush - 57 vs. Houston (12/15/19)  
 Rushing Touchdowns - **1 vs. Indianapolis (11/12/20)**

#### Playoff Single-Game Highs

Receptions - 3 at Kansas City (1/19/20)  
 Receiving Yards - 38 at Kansas City (1/19/20)  
 Long Reception - 22 at Kansas City (1/19/20)  
 Touchdowns - 1 at Baltimore (1/11/20)

#### Additional Career Statistics

Misc. Tackles - 1 (2017), 1 (2018), 4 (2019)  
 Kickoff Returns - 1 for 16 yards (2019)





# 23 TYE SMITH

CORNERBACK • 6'0" • 195 LBS • COLLEGE: TOWSON

ACQUIRED: FREE AGENT - 2017 • NFL EXPERIENCE (NFL/TITANS): 5/4

HOMETOWN: RALEIGH, N.C.

GAMES PLAYED/GAMES STARTED: 35/5 (PLAYOFFS: 5/2)



**PRO:** The Titans added free agent cornerback Tye Smith to the roster during the 2017 offseason to provide competition and flexibility in the secondary. The 6-foot, 195-pounder made the Titans' roster out of training camp in 2017 and set then career-highs with 11 tackles, an interception and eight special teams tackles. He spent the entire 2018 campaign on injured reserve, but bounced back to make a career-best 24 tackles in 2019. Smith entered the league as the Seattle Seahawks fifth-round pick (170th overall) in the 2015 NFL Draft. He spent the 2016 season on the Seahawks and Washington practice squads.

### CAREER HIGHLIGHTS:

- In 2019, Smith saw action in nine games and collected a career-best 24 tackles. He produced some big plays during the season, including a 63-yard touchdown return of a blocked field goal at Indianapolis and a forced fumble that was returned 47 yards by Jayon Brown at Oakland.
- In 2017, Smith played in a career-high 15 games in his first season with the Titans and posted 11 tackles, an interception and eight special teams stops.

### TITANS TIDBITS:

- In the spring of 2018, Smith hosted his first "Simple Greatness" youth football clinic at St. Augustine University in his hometown of Raleigh, N.C. Smith says Simple Greatness to him means, "It can't be measured. It means heart, dedication. It's all the intangibles that we as a society overlook because we look so much at things we can measure." Fellow NFL players Todd Gurley II, Jamison Crowder and Keith Marshall were special guest coaches.
- Smith enjoys volunteering his free time in the community and he helped raise money for Habitat for Humanity in 2018 with a bowling event and kids field day activity in his hometown of Raleigh, N.C.
- In May 2019, Smith held the second annual Simple Greatness Football Camp, hosting 300 kids for the free camp in Raleigh.
- He has his own website, [www.simplegns.com](http://www.simplegns.com).

### CAREER TRANSACTIONS:

- The Raleigh, N.C. native was selected by the Seattle Seahawks in the fifth round (170th overall) of the 2015 NFL Draft.
- Waived by the Seahawks on Sept. 3, 2016.
- Signed by the Seahawks to the team's practice squad on Sept. 8, 2016.
- Waived by the Seahawks on Sept. 20, 2016.
- Signed by Washington to the team's practice squad on Sept. 27, 2016.
- Signed by the Titans as a free agent on Jan. 1, 2017.
- Re-signed by the Titans as a free agent on March 17, 2019.
- Waived by the Titans on Nov. 2, 2019 and re-signed by the Titans on Nov. 5, 2019.
- Re-signed by the Titans as a free agent on April 21, 2019.
- Released by the Titans on Sept. 5, 2020 and signed to the team's practice squad a day later.
- Signed by the Titans to their active roster from the practice squad on Sept. 14, 2020.

### SEASON RECAPS:

#### 2020 (7/1 - Tennessee):

- At Denver (9/14), played as a reserve on special teams.
- Against Jacksonville (9/20), saw action as a reserve at cornerback and posted two tackles.
- At Minnesota (9/27), played as a reserve at cornerback and on special

teams.

- Against Buffalo (10/13), saw significant action as a reserve at cornerback and tallied two tackles.
- Against Houston (10/18), played as a reserve on special teams and saw limited snaps at cornerback where he recorded a tackle.
- Against Pittsburgh (10/25), started at cornerback and registered four tackles.
- At Cincinnati (11/1), was inactive.
- At Indianapolis (11/29), played as a reserve on special teams.

**2019 (9/3, 3/0 - Tennessee):** Played in nine games with three starts at cornerback and collected 24 tackles, two forced fumbles, four special teams stops and touchdown return on a blocked field goal. Was inactive for six games and spent one week off the roster. Appeared in all three postseason contests and recorded two special teams tackles. Led the team in special teams tackles three times in 2019 (at DEN, vs. LAC, at KC).

- At Denver (10/13), led the team with two special teams tackles on coverage units.
- At Indianapolis (12/1), saw action as a reserve at cornerback and posted eight tackles, a forced fumble and a blocked field goal returned for a touchdown. Scooped up Dane Cruikshank's blocked field goal of Adam Vinatieri's 46-yard attempt and raced 63 yards for a touchdown to give the Titans a 24-17 lead late in the fourth quarter. Clinched the victory by forcing a Ross Travis fumble that was recovered by Kamalei Correa at the Titans' eight-yard line late in the fourth quarter.
- At Oakland (12/8), started at cornerback and amassed eight tackles and a forced fumble. Forced a Darren Waller fumble along the sideline that was scooped up by Jayon Brown and returned 47 yards for a touchdown early in the fourth quarter.
- Against Houston (12/15), started at cornerback and totaled four tackles.
- At Houston (12/29), started at cornerback and recorded four tackles.
- At Kansas City (1/19), tied for the team lead with two special teams tackles on coverage units.

**2018 (0/0 - Tennessee):** Placed on injured reserve on July 31 after suffering an injury during training camp.

**2017 (15/1, 2/2 - Tennessee):** Played in 15 games with one start at cornerback and set career-highs with 11 tackles, an interception and eight special teams tackles. Was inactive for one contest. Started his first two career postseason games and tallied eight tackles and two special teams stops. Collected his first career NFL interception at Miami (10/8/17). Made his first career NFL start at cornerback against the Los Angeles Rams (12/24/17). Led or tied for the team lead in special teams tackles twice in 2017 (vs. HOU, at SF).

- Against Oakland (9/10), saw action as a reserve on special teams and limited snaps as an extra cornerback. Posted his first career tackle on defense.
- At Miami (10/8), played as a reserve at cornerback and notched his first career interception. Notched two special teams tackles on coverage units. Registered his first career interception when he picked off a Jay Cutler pass that was deflected by Wesley Woodyard in the second quarter.
- Against Houston (12/3), tied for the team lead with two special teams tackles on coverage units.
- At San Francisco (12/17), led the team with two special teams tackles on coverage units.
- Against Los Angeles Rams (12/24), made his first career NFL start at cornerback and notched six tackles. Registered a special teams tackle on coverage units.



## TYE SMITH'S NFL STATISTICS

REGULAR SEASON				TACKLES								INTERCEPTIONS					FUMBLES			
Year	Team	GP	GS	Tot	Solo	Asst	Sk	Yds	QBP	TFL	No	Yds	Lg	TD	PD	FF	FR	Yds	SpT	
2015	Seattle	4	0	0	0	0	0.0	0.0	0	0	0	0	0	0	0	0	0	0	0	1
2016	Seattle/Wash	0	0																	
Practice Squad																				
2017	Tennessee	15	1	11	10	1	0.0	0.0	0	0	1	14	14	0	1	0	0	0	0	8
2018	Tennessee	0	0																	
Injured Reserve																				
2019	Tennessee	9	3	24	19	5	0.0	0.0	0	0	0	0	0	0	0	2	0	0	0	4
2020	Tennessee	7	1	9	7	2	0.0	0.0	0	0	0	0	0	0	0	0	0	0	0	0
<b>NFL Totals</b>		<b>35</b>	<b>5</b>	<b>44</b>	<b>36</b>	<b>8</b>	<b>0.0</b>	<b>0.0</b>	<b>0</b>	<b>0</b>	<b>1</b>	<b>14</b>	<b>14</b>	<b>0</b>	<b>1</b>	<b>2</b>	<b>0</b>	<b>0</b>	<b>0</b>	<b>13</b>

PLAYOFFS				TACKLES								INTERCEPTIONS					FUMBLES			
Year	Team	GP	GS	Tot	Solo	Asst	Sk	Yds	QBP	TFL	No	Yds	Lg	TD	PD	FF	FR	Yds	SpT	
2017	Tennessee	2	2	8	6	2	0.0	0.0	0	0	0	0	0	0	0	0	0	0	0	2
2019	Tennessee	3	0	0	0	0	0.0	0.0	0	0	0	0	0	0	0	0	0	0	0	2
<b>NFL Totals</b>		<b>5</b>	<b>2</b>	<b>8</b>	<b>6</b>	<b>2</b>	<b>0.0</b>	<b>0.0</b>	<b>0</b>	<b>0</b>	<b>0</b>	<b>0</b>	<b>0</b>	<b>0</b>	<b>0</b>	<b>0</b>	<b>0</b>	<b>0</b>	<b>0</b>	<b>4</b>

### Single-Game Highs

Tackles - 8 (Twice, last at Oakland 12/8/19)  
 Interceptions - 1 at Miami (10/8/17)  
 Forced Fumbles - 2 (Twice, last at Oakland 12/8/19)  
 Special Teams Tackles - 2 (Four times, last at Denver 10/13/19)

### Playoff Single-Game Highs

Tackles - 5 at Kansas City (1/6/18)  
 Special Teams Tackles - 2 at Kansas City (1/19/20)

### Additional Statistics

Touchdowns - 1, 63-yard field goal block return at Indianapolis (12/1/19)



# 87 GEOFF SWAIM

TIGHT END • 6'4" • 260 LBS • COLLEGE: TEXAS

ACQUIRED: FREE AGENT - 2020 • NFL EXPERIENCE (NFL/TITANS): 6/1

HOMETOWN: CHICO, CALIF.

GAMES PLAYED/GAMES STARTED: 49/24 (PLAYOFFS: 0/0)

**PRO:** The Titans signed Geoff Swaim as a free agent during the 2020 training camp to add competition and experience to the tight end room. The 6-foot-4-inch, 260-pounder was originally drafted by the Dallas Cowboys in the seventh round (246th overall) of the 2015 NFL Draft. Swaim appeared in 37 games with 18 starts and caught 35 passes for 336 yards and one touchdown in his four seasons with the Cowboys. The Chico, Calif. native spent the 2019 season with the Jacksonville Jaguars and totaled 13 catches for 65 yards before being placed on injured reserve.

#### CAREER HIGHLIGHTS:

- In 2018, Swaim set career marks in receptions (26), receiving yards (242) and receiving touchdowns (1).

#### TITANS TIDBITS:

- Swaim's brother, Mycal, played safety at Eastern Michigan. Mycal signed as a rookie free agent with the Tampa Bay Buccaneers following the 2014 NFL Draft.

#### CAREER TRANSACTIONS:

- The Chico, Calif., native was selected by the Dallas Cowboys in the seventh round (246th overall) of the 2015 NFL Draft.
- Signed by the Jacksonville Jaguars as a free agent on May 15, 2019.
- Released by the Jaguars on March 17, 2020.
- Signed by the Titans as a free agent on Aug. 19, 2020.

#### SEASON RECAPS:

**2020 (6/4 - Tennessee):** Has tied the team lead in special teams tackles once in 2020 (vs. HOU).

- At Denver (9/14), was inactive.
- Against Jacksonville (9/20), was inactive.
- At Minnesota (9/27), was inactive.
- Against Buffalo (10/13), started at tight end in his Titans debut and helped open holes for Titans' rushers to gain 139 yards on the ground.
- Against Houston (10/18), saw significant action as a reserve at tight end and caught two passes for 10 yards. Posted a special teams tackle on coverage units.
- Against Pittsburgh (10/25), saw action as a reserve on special teams.
- At Cincinnati (11/1), was inactive.
- Against Chicago (11/8), was inactive.
- Against Indianapolis (11/12), started at tight end.
- At Baltimore (11/22), started at tight end and hauled in one reception for nine yards.
- At Indianapolis (11/29), started at tight end and caught three passes for 30 yards. Helped block for Titans' rushers to gain 229 yards on 45 carries. Extended the Titans' opening touchdown drive with an eight-yard catch to the Colts' 12-yard line on third-and-one in the first quarter.

**2019 (6/2 - Jacksonville):** Saw action in six games with two starts and caught 13 passes for 65 yards before being placed on injured reserve on Oct. 22, 2019.

- Against Kansas City (9/8), made four receptions for 17 yards.

**2018 (9/9 - Dallas):** Started nine games and tallied career-highs with 26 catches for 242 yards and one touchdown. Placed on injured reserve on Dec. 22, 2018.

- At Seattle (9/23), made a career-high five receptions for 47 yards.
- Against Detroit (9/30), caught three passes for 39 yards and his first career touchdown.
- At Houston (10/7), totaled a career-high 55 receiving yards on three

catches, including a career-long 43-yard reception.

**2017 (15/2 - Dallas):** Played in 15 games and made two starts. Caught two passes for 25 yards.

**2016 (9/6 - Dallas):** Saw action in nine games with six starts and made six catches for 69 yards. Placed on injured reserve on Nov. 16, 2016.

- Against N.Y. Giants (9/11), caught one pass for 21 yards.
- At Washington (9/18), made two catches for 29 yards.

**2015 (4/0 - Dallas):** Appeared in four games and totaled one reception for no gain.

#### COLLEGE:

- In two seasons at Texas (2013-14), Swaim played in 26 games with 22 starts and totaled 13 catches for 84 yards and one touchdown. Transferred to Texas from Butte College (Calif.) where he played two seasons.
- As a senior (2014), started all 13 games for the Longhorns and totaled 10 receptions for 60 yards and one touchdown.
- As a junior (2013), played in all 13 games with nine starts at Texas and posted three catches for 14 yards. Earned honorable mention All-Big 12 recognition by the league's coaches.
- Transferred to Texas from Butte College (Calif.) where he helped Butte to back-to-back bowl wins and the 2012 Nor Cal Conference Championship.
- Majored in corporate communications at Texas.

#### PERSONAL:

- Attended Pleasant Valley (Calif.) High School where he earned an all-city selection and all-league honors at linebacker after totaling 124 tackles, six sacks and one interception as a senior.
- Also played basketball.
- Son of Casey and Kathy Swaim.
- Has three siblings.
- Born Geoff Swaim on Sept. 16, 1993 in Chico, Calif.



# GEOFF SWAIM'S GAME-BY-GAME

2015 Dallas Cowboys				RECEIVING				
Date	Opp.	W/L	P/S	No	Yds	Avg	Lg	TD
Sept 13	NYG	W	IA					
Sept 20	@ Phi	W	p	1	0	0.0	0	0
Sept 27	Atl	L	IA					
Oct 4	@ NO	L	IA					
Oct 11	NE	L	S	0	0	-	0	0
Oct 25	@ NYG	L	IA					
Nov 1	Sea	L	IA					
Nov 8	Phi	L	IA					
Nov 15	@ TB	L	IA					
Nov 22	@ Mia	W	IA					
Nov 26	Car	L	IA					
Dec 7	@ Was	W	IA					
Dec 13	@ GB	L	IA					
Dec 19	NYJ	L	IA					
Dec 27	@ Buf	L	p	0	0	-	0	0
Jan 1	Was	L	p	0	0	-	0	0
<b>Totals</b>		<b>4-12</b>	<b>4/1</b>	<b>1</b>	<b>0</b>	<b>-</b>	<b>0</b>	<b>0</b>

2016 Dallas Cowboys				RECEIVING				
Date	Opp.	W/L	P/S	No	Yds	Avg	Lg	TD
Sept 11	NYG	L	S	1	21	21.0	21	0
Sept 18	@ Was	W	p	2	29	14.5	28	0
Sept 25	Chi	W	S	0	0	-	0	0
Oct 2	@ SF	W	p	0	0	-	0	0
Oct 9	Cin	W	S	0	0	-	0	0
Oct 16	@ GB	W	S	0	0	-	0	0
Oct 30	Phi	W	p	1	8	8.0	8	0
Nov 6	@ Cle	W	S	2	11	5.5	8	0
Nov 13	@ Pit	W	S	0	0	-	0	0
Placed on injured reserve on Nov. 16, 2016.								
<b>Totals</b>		<b>8-1</b>	<b>9/6</b>	<b>6</b>	<b>69</b>	<b>11.5</b>	<b>28</b>	<b>0</b>

2017 Dallas Cowboys				RECEIVING				
Date	Opp.	W/L	P/S	No	Yds	Avg	Lg	TD
Sept 10	NYG	W	p	0	0	-	0	0
Sept 17	@ Den	L	p	0	0	-	0	0
Sept 25	@ Ari	W	p	0	0	-	0	0
Oct 1	LAR	L	p	0	0	-	0	0
Oct 8	GB	L	p	0	0	-	0	0
Oct 22	@ SF	W	p	1	7	7.0	7	0
Oct 29	@ Was	W	p	1	18	18.0	18	0
Nov 5	KC	W	p	0	0	-	0	0
Nov 12	@ Atl	L	IA					
Nov 19	Phi	L	p	0	0	-	0	0
Nov 23	LAC	L	p	0	0	-	0	0
Nov 30	Was	W	p	0	0	-	0	0
Dec 10	@ NYG	W	p	0	0	-	0	0
Dec 17	@ Oak	W	S	0	0	-	0	0
Dec 24	Sea	L	p	0	0	-	0	0
Dec 31	@ Phi	W	S	0	0	-	0	0
<b>Totals</b>		<b>9-7</b>	<b>15/2</b>	<b>2</b>	<b>25</b>	<b>12.5</b>	<b>18</b>	<b>0</b>

2018 Dallas Cowboys				RECEIVING				
Date	Opp.	W/L	P/S	No	Yds	Avg	Lg	TD
Sept 9	@ Car	L		3	18	6.0	11	0
Sept 16	NYG	W		0	0	-	-	0
Sept 23	@ Sea	L		5	47	9.4	20	0
Sept 30	Det	W		3	39	13.0	31	1
Oct 7	@ Hou	L		3	55	18.3	43	0
Oct 14	Jax	W		2	21	10.5	1	0
Oct 21	@ Was	L		3	25	8.3	17	0
Nov 5	Ten	L	IA					
Nov 11	@ Phi	W		3	13	4.3	7	0
Nov 18	@ Atl	W		4	24	6.0	12	0
Placed on injured reserve on Dec. 22, 2016.								
<b>Totals</b>		<b>5-5</b>	<b>15/2</b>	<b>26</b>	<b>242</b>	<b>9.3</b>	<b>43</b>	<b>1</b>

2019 Jacksonville Jaguars				RECEIVING				
Date	Opp.	W/L	P/S	No	Yds	Avg	Lg	TD
Sept 8	KC	L	p	4	17	4.3	5	0
Sept 15	@ Hou	L	p	3	14	4.7	9	0
Sept 19	Ten	W	p	1	8	8.0	8	0
Sept 29	@ Den	W	S	3	17	5.7	9	0
Oct 6	@ Car	L	p	1	4	4.0	4	0
Oct 13	NO	L	S	1	5	5.0	5	0
Oct 20	@ Cin	W	IA					
Placed on injured reserve on Oct. 22, 2019.								
<b>Totals</b>		<b>3-4</b>	<b>6/2</b>	<b>13</b>	<b>65</b>	<b>5.0</b>	<b>9</b>	<b>0</b>

2020 Tennessee Titans				RECEIVING				
Date	Opp.	W/L	P/S	No	Yds	Avg	Lg	TD
Sept 14	@ Den	W	IA					
Sept 20	Jax	W	IA					
Sept 27	@ Min	W	IA					
Oct 13	Buf	W	S	0	0	-	0	0
Oct 18	Hou	W	p	2	10	5.0	8	0
Oct 25	Pit	L	p	0	0	-	0	0
Nov 1	@ Cin	L	IA					
Nov 8	Chi	W	IA					
Nov 12	Ind	L	S	0	0	-	0	0
Nov 22	@ Bal	W	S	1	9	9.0	9	0
Nov 29	@ Ind	W	S	3	30	10.0	12	0
Dec 6	Cle							
Dec 13	@ Jax							
Dec 20	Det							
Dec 27	@ GB							
Jan 3	@ Hou							
<b>Totals</b>		<b>8-3</b>	<b>6/4</b>	<b>6</b>	<b>49</b>	<b>8.2</b>	<b>12</b>	<b>0</b>

## GEOFF SWAIM'S NFL STATISTICS

REGULAR SEASON				RECEIVING					RUSHING				
Year	Team	GP	GS	No	Yds	Avg	Lg	TD	Att	Yds	Avg	Lg	TD
2015	Dallas	4	1	1	0	0.0	0	0	0	0	-	0	0
2016	Dallas	9	6	6	69	11.5	28	0	0	0	-	0	0
2017	Dallas	15	2	2	25	12.5	18	0	0	0	-	0	0
2018	Dallas	9	9	26	242	9.3	43	1	0	0	-	0	0
2019	Jacksonville	6	2	13	65	5.0	9	0	0	0	-	0	0
2020	Tennessee	6	4	6	49	8.2	12	0	0	0	-	0	0
<b>NFL Totals</b>		<b>49</b>	<b>24</b>	<b>54</b>	<b>450</b>	<b>8.3</b>	<b>43</b>	<b>1</b>	<b>0</b>	<b>0</b>	<b>-</b>	<b>0</b>	<b>0</b>

### Single-Game Highs

Receptions - 5 at Seattle (9/23/18)  
 Receiving Yards - 55 at Houston (10/7/18)  
 Long Reception - 43 at Houston (10/7/18)  
 Touchdowns - 1 at Detroit (9/30/18)

### Additional Statistics

Special Teams Tackles - **1 (2020)**



# 17 RYAN TANNEHILL

QUARTERBACK • 6'4" • 217 LBS • COLLEGE: TEXAS A&M  
ACQUIRED: TRADE (MIA) - 2019  
NFL EXPERIENCE (NFL/TITANS): 9/2 • HOMETOWN: BIG SPRING, TEXAS  
GAMES PLAYED/GAMES STARTED: 111/109 (PLAYOFFS: 3/3)



Pro Bowl: 2019



Captain: 2020

**PRO:** The Titans traded for Ryan Tannehill in the 2019 offseason, bringing an experienced, veteran leader to the team. He took control as the team's starting quarterback by midseason and subsequently led the Titans to the playoffs and an AFC championship game appearance. In the process, he set single-season franchise records and led the NFL with a 117.5 passer rating and a passing average of 9.6 yards per attempt. His play led to his first career Pro Bowl appearance. He was rewarded with a multi-year contract extension in March 2020. Tannehill spent his first seven seasons as a member of the Miami Dolphins after being selected in the first round of the 2012 NFL Draft. He started 88 games over six seasons in South Florida and accumulated 20,434 passing yards and 123 touchdown passes. The Texas A&M product has also shown mobility as a signal caller, having rushed for 1,395 career yards and 10 touchdowns through 2019.

### CAREER HIGHLIGHTS:

- In his first season in Tennessee, Tannehill led the Titans to a 9-4 combined record as a starter in the regular season and playoffs and won the NFL Comeback Player of the Year Award. He earned his first Pro Bowl invitation after leading the NFL in passer rating (117.5) and passing average (9.6 yards per attempt) and ranking third in completion percentage (70.3). He set club records in all three categories.
- He was named AFC Offensive Player of the Month for December 2019 after completing 90 of 132 passes for 1,322 yards with 12 touchdowns and two interceptions. His passer rating for the calendar month was 124.6, which led the AFC.
- Tannehill made his first career playoff appearance at the conclusion of the 2019 campaign and helped lead the Titans to a wild card win at New England and a divisional round victory at Baltimore.
- During his seven seasons (2012-18) in Miami, Tannehill passed for at least 3,000 yards four times and more than 4,000 yards twice. He totaled 16 career 300-yard passing games, which is the second-most in Dolphins history.
- Tannehill engineered 17 career fourth-quarter comebacks during the first eight seasons of his career.
- In 2015, Tannehill posted 4,208 passing yards with 24 touchdowns and set a then-NFL record with 25 consecutive completions. His 4,208 passing yards was the fifth-highest single-season total in Dolphins history and most by a Dolphins quarterback other than Dan Marino.
- In 2014, Tannehill passed for 4,045 yards with 27 touchdowns for a 92.8 passer rating. He registered a career-best 311 rushing yards with a touchdown. His 392 completions were the most in Dolphins history.

### TITANS TIDBITS:

- Ryan founded the Tannehill's A.C.E.S. (Achieving Community Educations Success) program with wife, Lauren, which consisted of 17 sophomores from American Senior High School and is focused on awarding scholarships to the participating students who strive for good grades and took on an active role in their community by hosting monthly events to reward the students and help them give back to the community.
- Ryan's father, Tim, played wide receiver at Texas Tech from 1985-87.

### CAREER TRANSACTIONS:

- The Big Spring, Texas, native was originally selected by the Miami Dolphins in the first round (eighth overall) of the 2012 NFL Draft.
- Traded by the Dolphins to the Titans along with a 2019 sixth-round pick for a 2019 seventh-round draft pick and a 2020 fourth-round draft choice on March 15, 2019.

### SEASON RECAPS:

**2020 (11/11 - Tennessee):** Ranks sixth in the NFL with a 106.7 passer rating and tied for seventh in the NFL with 23 touchdown passes. Has engineered 21 career game-winning drives (including the playoffs), defined as when the team trailed or was tied in the fourth quarter or overtime, including five in 2020 (at DEN, vs. JAX, at MIN, vs. HOU, at BAL). Has posted 36 career games with a 100.0 or better passer rating, including six in 2020 (vs. JAX, vs. HOU, vs. PIT, vs. CHI, at BAL, at IND). Has registered 21 career games with at least 300 passing yards, including two in 2020 (at MIN, vs. HOU). Has registered 20 career games with three or more touchdown passes, including three in 2020 (vs. JAX, vs. BUF, vs. HOU).

- At Denver (9/14), started at quarterback and completed 29 of 43 passes for 249 yards with two touchdowns for a 97.9 passer rating. Rushed three times for 14 yards. Evened the score at 7-7 with a one-yard touchdown strike to MyCole Pruitt in the second quarter. Extended the Titans' second touchdown drive by a pair of third-down conversions in the third quarter: a seven-yard toss to Corey Davis on third-and-two and a seven-yard pass to Adam Humphries on third-and-five. Gave the Titans a 13-7 lead with a one-yard touchdown pass to Jonnu Smith on fourth-and-goal early in the fourth quarter. Connected on five of seven passes for 40 yards during the Titans' game-winning scoring drive late in the fourth quarter.
- Against Jacksonville (9/20), made his 100th career regular season start at quarterback and completed 18 of 24 passes for 239 yards with a career-high tying four touchdown passes for a 145.7 passer rating. Marked his second-highest career passer rating in a game with a minimum of 20 attempts. Rushed four times for 12 yards. Opened the game with a 63-yard play-action toss to Jonnu Smith down the left sideline on the first play from scrimmage. Gave the Titans an early 7-0 lead with a 13-yard touchdown pass to Smith early in the first stanza. Extended the Titans' second touchdown drive with a 14-yard strike to Anthony Firkser on third-and-six in the first quarter. Increased the lead to 14-0 with a nine-yard touchdown pass to Corey Davis in the first stanza. Kept the Titans' third touchdown drive alive with a five-yard toss to Adam Humphries on third-and-three. Found Smith for a four-yard touchdown connection on third-and-four late in the second quarter. Reached 150 career touchdown passes on his third touchdown pass of the day. Stood in the pocket and took a hit to deliver an 18-yard touchdown pass to Humphries on third-and-nine late in the third quarter.
- At Minnesota (9/27), started at quarterback and completed 23 of 37 passes for 321 yards with an interception. Rushed four times for nine yards. Set up the Titans' opening field goal with a 44-yard connection to Kalif Raymond down the left sideline in the first quarter. Found Corey Davis over the middle for a 38-yard gain setting up Derrick Henry's first touchdown in the third quarter. Set up Henry's second touchdown with a 61-yard bomb to Raymond down to the Vikings' four-yard line late in the third quarter. Kept a Titans' scoring drive alive with an eight-yard toss to Davis on third-and-two in the fourth quarter.
- Against Buffalo (10/13), started at quarterback and completed 21 of 28 passes for 195 yards with three touchdowns for a 129.3 passer rating. Rushed four times for 42 yards with a score on the ground. Recorded the second game of his career with at least three passing touchdowns and at least one rushing touchdown. Got the Titans on the board early in the first quarter with a 16-yard touchdown strike to A.J. Brown. Kept the Titans' third touchdown drive alive with a 12-yard strike to Anthony Firkser on third-and-four in the second quarter. Gave the Titans a 21-10 halftime lead with a 10-yard touchdown run with 16 seconds left in the second quarter. Extended the Titans' lead to 28-10 with a four-yard touchdown pass to Jonnu Smith late in the third quarter. Converted a third-and-four with a 12-yard pass to Cody Hollister during the Titans' initial fourth quarter

touchdown drive. Extended the Titans' final touchdown drive with a three-yard sneak on fourth-and-one late in the fourth quarter. Capped the scoring with a seven-yard touchdown toss to Smith to make the score 42-16 late in the final quarter.

- Against Houston (10/18), started at quarterback and completed 30 of 41 passes for 366 yards with four touchdowns and one interception for a passer rating of 122.6. His yardage total was the fifth-highest number of his career and his second-highest figure in a Titans uniform. Registered his 20th career game-winning drive and his seventh in a Titans uniform. It was his fourth game-winning drive of 2020. Completed his final 10 passes of the game in the fourth quarter and overtime. Gave the Titans a 7-0 lead with a seven-yard touchdown pass to Anthony Firkser in the opening stanza. Extended the Titans' second touchdown drive with a 10-yard connection to Adam Humphries on third-and-10 late in the first quarter. Increased the Titans lead to 14-0 with a six-yard touchdown toss to A.J. Brown late in the opening quarter. Converted a pair of third downs during the Titans' third touchdown drive: a 13-yard pass to Jonnu Smith on third-and-11 and a five-yard connection to Firkser on third-and-five in the second quarter. Found Humphries down the left sideline for a 22-yard touchdown and a 21-7 lead. Increased the Titans' lead to 29-23 with a two-point conversion pass to Nick Westbrook-Ikhine in the back of the endzone in the fourth quarter. Sent the game to overtime with a seven-yard touchdown pass to Brown with four seconds left to play in regulation. Kickstarted the Titans' game-winning drive with a 53-yard catch-and-run pass to Derrick Henry down the right sideline in overtime.

- Against Pittsburgh (10/25), started at quarterback and completed 18 of 30 passes for 220 yards with two touchdowns for a 104.9 passer rating. Rushed twice for five yards. Extended the Titans' first touchdown drive with a 19-yard completion to Adam Humphries on a deflected pass on third-and-nine in the second quarter. Got the Titans on the scoreboard with a four-yard touchdown pass to Corey Davis on third-and-goal in the second quarter. Found A.J. Brown for a 73-yard catch-and-run touchdown in the third quarter. Kept the Titans final touchdown drive alive with a one-yard sneak on third-and-one in the fourth quarter.

- At Cincinnati (11/1), started at quarterback and connected on 18 of 30 passes for 233 yards with two touchdowns and an interception for a 92.8 passer rating. Recorded his fourth consecutive game with at least two touchdown passes and his sixth two-touchdown performance in 2020. Rushed twice for 20 yards. Cut the Bengals' lead to 24-14 with a nine-yard touchdown pass to A.J. Brown in the fourth quarter. Found Corey Davis in the end zone for a 12-yard, toe-drag touchdown in the final quarter.

- Against Chicago (11/8), started at quarterback and completed 10 of 21 passes for 158 yards with two touchdowns for a 104.9 passer rating. Rushed three times for three yards. Reached the 25,000-yard career passing mark during the first quarter. Extended the Titans' first touchdown drive with a pair of third-down conversions: a 17-yard connection to A.J. Brown on third-and-six and a nine-yard toss to Anthony Firkser on third-and-seven in the second quarter. Found Brown down the left sideline for a 40-yard touchdown strike and a 10-0 advantage in the second stanza. Extended the Titans' final touchdown drive with a 12-yard pass to Firkser on third-and-four in the final stanza. Increased the Titans lead to 24-3 with a two-yard touchdown toss to Jonnu Smith in the fourth quarter.

- Against Indianapolis (11/12), completed 15 of 27 passes for 147 yards with a touchdown. Rushed twice for nine yards. Extended the Titans' first touchdown drive with a 20-yard connection to Corey Davis on third-and-two in the first quarter. Gave the Titans an early 7-0 lead with a five-yard touchdown toss to D'Onta Foreman in the right flat. Kept a Titans' scoring drive alive with a five-yard pass to Anthony Firkser on third-and-two early in the second quarter.

- At Baltimore (11/22), connected on 22 of 31 passes for 259 yards with two touchdowns and an interception for a 104.1 passer rating. Rushed four times for 35 yards. Kept the Titans' opening scoring drive alive with a 14-yard pass to Cameron Batson on third-and-11 in the first stanza. Gave the Titans an early 7-0 lead with a one-yard touchdown toss to Jonnu Smith in the first quarter. Helped set up a Titans' field goal with a 50-yard connection to Corey Davis along the right sideline in the third quarter. Found Anthony Firkser for a 12-yard completion on third-and-10 late in the third quarter to extend a Titans' scoring drive. Found A.J. Brown for a 14-yard touchdown on third-and-10 with 2:26 remaining in the fourth quarter. Made the Titans' lead 24-21 with a two-point conversion run.

- At Indianapolis (11/29), completed 13 of 22 passes for 221 yards with a touchdown for a 108.3 passer rating. Rushed twice for three yards with a rushing score. Extended the Titans' opening touchdown drive with an eight-yard pass to Geoff Swaim on third-and-one in the first quarter. Gave the Titans a 14-7 advantage by finding A.J. Brown over the middle for a

69-yard catch-and-run touchdown late in the opening stanza. Set up the Titans' fifth and final touchdown of the first half with a 37-yard strike to Corey Davis down to the Colts' one-yard line late in the second quarter. Extended the Titans' lead to 35-14 with a one-yard touchdown run on a zone read with 20 seconds remaining in the first half.

**2019 (12/10, 3/3 - Tennessee):** Named to his first career Pro Bowl. Named the NFL's Comeback Player of the Year. Played in 12 games with 10 starts at quarterback and led the NFL with a 117.5 passer rating and ranked third in the NFL with a 70.3 completion percentage. Established the fourth-highest single-season passer rating in NFL history. Completed 201 of 286 passes for 2,742 yards with 22 touchdowns and six interceptions. Became the third qualifying passer in NFL history to have a season with at least a 70.0 completion percentage and an average of at least 9.0 yards per attempt, joining Sammy Baugh and Joe Montana. Established new franchise single-season records for completion percentage (70.7) and yards per attempt (9.6). Rushed 43 times for 185 yards with four rushing touchdowns. Did not play in four games. Started all three postseason contests and connected on 36 of 60 passes for 369 yards with five touchdowns and an interception for a 98.5 passer rating. Rushed 13 times for 35 yards with a rushing score. Named the AFC Offensive Player of the Month for December, after completing 90 of 132 passes for 1,322 yards with 12 touchdowns and two interceptions. His passer rating for the calendar month was 124.6, which led the AFC.

- At Denver (10/13), entered the game in the third quarter and completed 13 of 16 passes for 144 yards with an interception. Rushed once for six yards.

- Against L.A. Chargers (10/20), started at quarterback and completed 23 of 29 passes for 312 yards with two touchdowns and an interception for a 120.1 passer rating. Rushed five times for seven yards. Set a new career-high by completing 79.3 percent of his passes. Evened the score at 10-10 with an eight-yard touchdown strike to Corey Davis late in the second quarter. Extended the Titans' second touchdown drive with a pair of conversions: a two-yard sneak on third-and-two and a 14-yard pass to Adam Humphries on third-and-11. Gave the Titans a 16-10 lead with a five-yard touchdown pass to Tajaé Sharpe in the back of the end zone on third-and-goal early in the fourth quarter. Kept the Titans' final touchdown drive alive with a 38-yard completion to Corey Davis on third-and-one in the final stanza.

- Against Tampa Bay (10/27), connected on 21 of 33 passes for 193 yards with three touchdowns for a 109.8 passer rating. Gave the Titans a 7-3 lead with a five-yard touchdown strike to Jonnu Smith in the first quarter. Increased the Titans lead to 14-3 with a six-yard touchdown pass to Tajaé Sharpe on third-and-goal late in the first stanza. Gave the Titans a 27-23 lead with an eight-yard touchdown strike to A.J. Brown on third-and-eight midway through the fourth quarter.

- At Carolina (11/3), completed 27 of 39 passes for 331 yards with a touchdown and two interceptions. Rushed four times for 38 yards with a score. Extended the Titans' second touchdown drive with a pair of third-down conversions: a 25-yard pass to Adam Humphries on third-and-two and a 35-yard bomb to A.J. Brown on third-and-seven. Found Derrick Henry for a 23-yard touchdown reception on a screen in the fourth quarter. Cut the Panthers' lead to 30-20 with a 10-yard touchdown run with less than three minutes remaining in the game.

- Against Kansas City (11/10), completed 13 of 19 passes for 181 yards with two touchdowns for a 133.9 passer rating. Rushed three times for 37 yards. Added a two-point conversion rushing score. Kickstarted the Titans' initial scoring drive with a deep 52-yard pass to Kalif Raymond to the Kansas City 21-yard line in the second quarter. Found Anthony Firkser for a nine-yard touchdown pass in the second quarter. Extended a Titans' touchdown drive with a 12-yard run on third-and-10 early in the fourth quarter. Gave the Titans the lead by finding Adam Humphries for a 23-yard touchdown strike with 23 seconds remaining in the fourth quarter. Increased the lead to 35-32 with an extra effort, two-point conversion run.

- Against Jacksonville (11/24), completed 14 of 18 passes for 259 yards with two touchdowns for a 155.8 passer rating. Rushed seven times for 40 yards with a career-best two rushing scores. Extended the Titans' opening touchdown drive with a six-yard pass to Adam Humphries on third-and-four in the second quarter. Gave the Titans a 7-0 lead with a 21-yard touchdown run on a bootleg in the second stanza. Kickstarted the Titans' touchdown drive to open the second half with a 35-yard pass to A.J. Brown. Extended the Titans' lead to 14-3 with a one-yard touchdown toss to Dennis Kelly early in the third quarter. Increased the Titans lead to 35-3 with a 65-yard touchdown strike to Brown in the third stanza. Collected his career-best second rushing touchdown with a three-yard score on third-and-one in the



fourth quarter.

- At Indianapolis (12/1), completed 17 of 22 passes for 182 yards with two touchdowns for a 131.2 passer rating. Rushed four times for five yards. Evened the score at 7-7 with a 13-yard touchdown pass to Adam Humphries on third-and-eight in the opening stanza. Sealed the victory with a 40-yard touchdown strike to Kalif Raymond on third-and-six late in the fourth quarter.

- At Oakland (12/8), named AFC Offensive Player of the Week after completing 21 of 27 passes for 391 yards with three touchdowns and an interception for a 140.4 passer rating. Rushed four times for 19 yards. His passer rating of 140.4 was the second-best single-game mark of his career in a contest in which he attempted at least 20 passes. Gave the Titans a 14-7 advantage with a career-long 91-yard touchdown bomb to A.J. Brown early in the second quarter. Gave the Titans a 21-14 lead with a 16-yard touchdown pass to Brown on third-and-13 in the second quarter. Found Jonnu Smith in the back of the end zone for a 17-yard touchdown and a 35-21 lead early in the fourth quarter.

- Against Houston (12/15), completed 22 of 36 passes for 279 yards with two touchdowns and an interception. Rushed three times for 10 yards with a score. Connected with A.J. Brown for a 60-yard reception down the right sideline in the opening quarter. Cut the Texans' lead to 14-7 with a one-yard touchdown run on fourth-and-goal in the third quarter. Evened the score at 14-14 with a five-yard touchdown strike to Brown early in the fourth quarter. Found Dion Lewis for an 11-yard touchdown toss late in the final stanza.

- Against New Orleans (12/22), completed 17 of 27 passes for 272 yards with three touchdowns for a 133.6 passer rating. Gave the Titans a 7-0 lead with a 41-yard touchdown strike to Jonnu Smith in the first quarter. Cut the Saints lead to 24-21 with a 36-yard touchdown pass to Tajaé Sharpe on third-and-one in the third quarter. Found Sharpe in the back of the end zone for a seven-yard touchdown on third-and-two midway through the fourth quarter.

- At Houston (12/29), started at quarterback in his 100th career game and completed 13 of 20 passes for 198 yards with two touchdowns for a 130.8 passer rating. Registered his seventh consecutive game with at least two touchdown passes, the best streak of his career. Rushed five times for 20 yards. Evened the score at 7-7 with a 51-yard touchdown toss to A.J. Brown on third-and-five in the opening quarter. Extended the Titans' second touchdown drive with three third-down conversions: a 12-yard connection to Corey Davis on third-and-nine, a 13-yard completion to Tajaé Sharpe on third-and-eight and a five-yard strike to Davis on third-and-two. Gave the Titans a 14-7 lead with a one-yard touchdown pass to MyCole Pruitt early in the second quarter. Set up the Titans' fourth touchdown with a 47-yard bomb to Brown down to the Houston one-yard line early in the fourth quarter.

- At New England (1/4), started at quarterback in his postseason debut and completed eight of 15 passes for 72 yards with a touchdown and an interception. Rushed four times for 11 yards. Gave the Titans a 7-3 lead with a 12-yard touchdown strike to Anthony Firkser on third-and-10 in the first quarter. Converted a key third-and-eight with an 11-yard toss to Firkser along the sideline allowing the offense to run more clock late in the fourth quarter.

- At Baltimore (1/11), connected on seven of 14 passes for 88 yards with two touchdowns for a 109.5 passer rating. Rushed six times for 13 yards with a score. Gave the Titans a 7-0 lead with a 12-yard touchdown connection to Jonnu Smith in the corner of the end zone on third-and-12 in the first quarter. Increased the Titans lead to 14-0 with a 45-yard touchdown bomb to Kalif Raymond early in the second quarter. Found the end zone for a one-yard touchdown run on an option play in the third stanza.

- At Kansas City (1/19), started at quarterback and completed 21 of 31 passes for 209 yards with two touchdowns for a 108.1 passer rating. Rushed three times for 11 yards. Kickstarted the Titans' first scoring drive with a 37-yard connection to A.J. Brown on the second play from scrimmage. Kept the Titans' first touchdown drive alive with a three-yard pass to Adam Humphries on fourth-and-two in the first stanza. Increased the Titans lead to 17-7 with a one-yard touchdown toss to Dennis Kelly in the second stanza. Cut the Chiefs' lead to 35-24 with a 22-yard scoring connection to Anthony Firkser in the final quarter.

**2018 (10/10 - Miami):** Started 10 games and completed 158 of 243 passes for 1,832 yards with 17 touchdowns. Tallied 30 carries for 136 yards. Was inactive for five games. Served as a season-long team captain.

- Against Tennessee (9/9), connected on 20 of 28 passes for 230 yards with two touchdowns. Completed a 75-yard pass to Kenny Stills in the

fourth quarter to give Miami a 24-10 lead. It was the second-longest completion of his career.

- Against Oakland (9/23), completed 17 of 23 passes for 289 yards with three touchdowns for a 155.3 passer rating.

- Against New England (12/2), completed 14 of 19 passes for 265 yards with three touchdowns for a 155.2 passer rating. Eclipsed 20,000 career passing yards, becoming the third quarterback in Dolphins history to accomplish the feat. Led his 14th career fourth quarter comeback, connecting on a 69-yard pass that was double-lateraled to Kenyan Drake for a game-winning touchdown on the final play of the game known as "The Miami Miracle."

**2017 (0/0 - Miami):** Missed the entire season after being placed on injured reserve on Aug. 12.

**2016 (13/13 - Miami):** Started 13 games and completed 261 of 389 passes for 2,995 yards with 19 touchdowns. Produced 39 carries for 164 yards with a touchdown. Was inactive for three games. His 67.1 completion percentage was the second-highest single-season completion percentage in franchise history.

- Against Buffalo (10/23), made good on 15 of 25 passes for 204 yards with a touchdown. Completed a 66-yard touchdown pass to Kenny Stills with 2:24 left to give Miami a two-score lead.

- At Los Angeles Rams (11/20), completed 24 of 34 passes for 172 yards with two touchdowns. Registered two carries for 19 yards. Hit DeVante Parker for a nine-yard touchdown pass to give Miami the lead with 36 seconds left. Marked the 13th come-from-behind win of his career. In Miami's final two drives, completed 12 of 13 passes for 115 yards and two scores. Became the franchise's all-time leading rusher as a quarterback, surpassing Hall of Fame quarterback Bob Griese (994).

- Against San Francisco (11/27), connected on 20 of 30 passes for 285 yards with three touchdowns for a 130.6 passer rating.

- At Pittsburgh (1/8), was inactive for the Wild Card matchup.

**2015 (16/16 - Miami):** Started all 16 games and completed 363 of 586 passes for 4,208 yards with 24 touchdowns. Set a then NFL record with 25 consecutive completions on Oct. 18 (at Tennessee) and Oct. 25 (vs. Houston). His 4,208 passing yards was the fifth-highest single-season total in team history and most by a Dolphins quarterback other than Dan Marino. His 24 touchdown passes marked the third straight season he passed for 20 or more touchdowns, joining Marino as the only Dolphins quarterback to accomplish the feat.

- At Jacksonville (9/20), connected on 30 of 44 passes for 359 yards with two touchdowns for a 108.0 passer rating.

- Against Buffalo (9/27), completed 26 of 49 passes for 297 yards and two touchdowns. Set a team record with 160 consecutive passes without an interception, breaking Dan Marino's mark.

- Against Houston (10/25), named AFC Offensive Player of the Week and FedEx Air NFL Player of the Week by completing 18 of 19 passes for 282 yards with four touchdowns for a perfect 158.3 passer rating. His 94.7 completion percentage was a single-game team record. Became the first NFL quarterback since Randall Cunningham in 1998 to complete three 50-yard touchdown passes in the first half of a game.

**2014 (16/16 - Miami):** Started all 16 games and completed 392 of 590 passes for 4,045 yards with 27 touchdowns for a 92.8 passer rating. Registered 56 carries for 311 yards with a touchdown. His 392 completions were the most in team history and his 590 pass attempts were the fourth-most in team history. Completed 70 percent of passes in five consecutive games (Nov. 2 to Dec. 1), setting a team record. His 27 touchdown passes were the sixth-most in team history and the most by anyone other than Dan Marino.

- Against San Diego (11/2), connected on 24 of 34 passes for 288 yards with three touchdowns for a season-high 125.6 passer rating.

- At N.Y. Jets (12/1), completed 25 of 35 passes for 235 yards. Engineered a game-winning drive that led to a 26-yard field goal with 1:57 left to give Miami the 16-13 victory.

- Against Minnesota (12/21), connected on 35 of 47 passes for 396 yards with four touchdowns for a 118.8 passer rating. His 396 passing yards marked the eighth 300-yard game of his career, moving him into second place in team history in the category.

**2013 (16/16 - Miami):** Started all 16 games and completed 355 of 588 passes for 3,913 yards with 24 touchdowns for an 81.7 passer rating. Tallied 40 carries for 238 yards with a touchdown.

- At Atlanta (9/22), completed 24 of 35 passes for 236 yards with two touchdowns. Led the team on a 13-play, 75-yard drive that culminated in a one-yard touchdown pass to Dion Sims with 38 seconds left to win the game. Completed nine of 12 passes for 69 yards with a touchdown on the game-winning drive.
- At N.Y. Jets (12/1), connected on 28 of 43 passes for 331 yards with two touchdowns. Marked his second consecutive 300-yard passing game, the first back-to-back 300-yard games of his career.
- Against New England (12/15), completed 25 of 37 passes for 312 yards with three touchdowns for a 120.6 passer rating. It was his second straight three plus touchdown performance as he became the first Dolphins quarterback since Dan Marino in 1994 to accomplish the feat. Led the team on a nine-play, 60-yard drive capped off by a 14-yard touchdown pass to Marcus Thigpen with 1:15 left to win the game.

**2012 (16/16 - Miami):** Started all 16 games as a rookie and completed 282 of 484 passes for 3,294 yards with 12 touchdowns for a 76.1 passer rating. Carried the ball 49 times for 211 yards and two touchdowns. Set franchise rookie records in completions (282), attempts (484) and passing yards (3,294). His 58.3 completion percentage was second-best among rookies in team history.

- At Houston (9/9), made his NFL debut and his first NFL start and completed 20 of 36 passes for 219 yards. Became the first rookie quarterback in team history to start a season opener.
- Against Oakland (9/16), collected his first win by completing 18 of 30 passes for 200 yards and a touchdown. Scored his first NFL rushing touchdown with a two-yard run in the first quarter. Threw his first NFL touchdown with a 14-yard pass to Anthony Fasano in the fourth quarter.
- At Arizona (9/30), connected on 26 of 41 passes for 431 yards with a touchdown. His 26 completions were the most in team history by a rookie and his 431 passing yards was the third-highest single-game total by a rookie in NFL history, the most by a rookie in Dolphins history and tied for the sixth-most in any game in team history.

#### COLLEGE:

- Was a four-year letterman (2008-11) and two-year starter as a quarterback and wide receiver at Texas A&M.
- Played in 50 games with 25 starts and completed 484 of 774 passes for 5,450 yards with 42 touchdowns. Hauled in 112 receptions for 1,596 yards with 10 touchdowns. Rushed 115 times for 369 yards with five touchdowns.
- Started 19 games at quarterback and six contests at wide receiver, while playing both quarterback and wide receiver in five games.
- As a senior (2011), started all 13 games and completed 327 of 531 passes for 3,744 yards and 29 touchdowns. Notched 58 carries for 306 yards and four touchdowns.
- In his final collegiate campaign, was named honorable mention All-American, a finalist for the Johnny Unitas Golden Arm Award (nation's top quarterback), a semifinalist for the Davey O'Brien Award (nation's top quarterback) and a finalist for the William V. Campbell Trophy (nation's best scholar-athlete).
- As a junior (2010), played in all 13 games with six starts at quarterback and connected on 152 of 234 passes for 1,638 yards and 13 touchdowns. As a wide receiver registered 11 receptions for 143 yards with a touchdown. Rushed 51 times for 76 yards and a score. Saw action at wide receiver for the first seven games of the season. Took over starting quarterback duties for the final six games and posted a 5-1 record.
- As a sophomore (2009), played in all 13 games and was named honorable mention All-Big 12. Collected 46 receptions for 609 yards and four touchdowns. Completed four of eight passes for 60 yards. Notched

four carries for minus five yards.

- As a redshirt freshman (2008), played in 11 games with six starts at wide receiver. Battled for the starting quarterback spot in camp but moved to receiver at the start of the season. Tallied 55 receptions for 844 yards with five touchdowns. Completed his only pass for eight yards. Notched two carries for minus eight yards. His 55 receptions, 844 receiving yards and five receiving touchdowns were school freshman records. Received honorable mention Freshman All-American honors and was voted school's offensive MVP by his teammates.
- Redshirted in 2007.
- Majored in biology at Texas A&M.

#### PERSONAL:

- Married to Lauren and the couple has two children.
- Attended Big Spring (Texas) High School and played defensive back, punter, wide receiver and quarterback.
- As a senior (2006), passed for 1,258 yards and rushed for 617 yards. Hauled in three receptions for 62 yards. Posted a 39.2-yard punt return average. Received first-team All-CIF honors.
- As a junior (2005), notched 62 receptions for 1,500 yards and 17 touchdowns.
- Also lettered in basketball, baseball, golf and track and field.
- Follow Tannehill on Twitter at @ryantannehill1.
- Follow Tannehill on Instagram at @rtannehill17.
- Born Ryan Timothy Tannehill on July 27, 1988 in Lubbock, Texas.

## RYAN TANNEHILL'S GAME-BY-GAME

2012 Miami Dolphins				PASSING											RUSHING					COMBINED RUSH + PASS	
Date	Opp	W/L	P/S	Att	Cmp	Pct	Yds	Yds/Att	TD	Int	Lg	Sk	Lst	Rating	Att	Yds	Avg	Lg	TD	Yards	Touchdowns
Sept 9	@ Hou	L	S	36	20	55.6	219	6.1	0	3	34	2	20	39.0	3	-4	-1.3	0	0	215	
Sept 16	Oak	W	S	30	18	60.0	200	6.7	1	0	25	1	11	91.0	3	14	4.7	13	1	214	2r, 14
Sept 23	NYJ	L	S	36	16	44.4	196	5.4	0	1	41	0	0	50.2	3	3	1.0	5	0	199	
Sept 30	@ Ari	L	S	41	26	63.4	431	10.5	1	2	80t	4	37	86.5	1	0	0.0	0	0	431	80
Oct 7	@ Cin	W	S	26	17	65.4	223	8.6	0	0	30	2	12	92.3	4	-4	-1.0	-1	0	219	
Oct 14	StL	W	S	29	21	72.4	185	6.4	2	0	29t	3	29	112.0	4	16	4.0	10	0	201	29, 1
Oct 28	@ NYJ	W	S	5	2	40.0	18	3.6	0	0	12	1	9	50.4	0	0	0.0	-	0	18	
Nov 4	@ Ind	L	S	38	22	57.9	290	7.6	1	0	35	2	9	90.9	1	-1	-1.0	-1	0	289	31
Nov 11	Ten	L	S	39	23	59.0	217	5.6	0	3	17	1	8	42.4	1	-1	-1.0	-1	0	216	
Nov 15	@ Buf	L	S	28	14	50.0	141	5.0	1	2	19	3	17	46.9	1	7	7.0	7	0	148	2
Nov 25	Sea	W	S	26	18	69.2	253	9.7	1	1	39	1	7	97.1	4	33	8.3	19	0	286	29
Dec 2	NE	L	S	29	13	44.8	186	6.4	0	0	28	3	10	66.2	5	19	3.8	9	1	205	2r
Dec 9	@ SF	L	S	33	17	51.5	150	4.5	1	0	28	2	17	74.1	3	25	8.3	20	0	175	3
Dec 16	Jax	W	S	28	22	78.6	220	7.9	2	0	37	1	11	123.2	8	52	6.5	30	0	272	4, 2
Dec 23	Buf	W	S	25	13	52.0	130	5.2	2	0	30	2	11	93.8	6	44	7.3	31	0	174	17, 12
Dec 30	@ NE	L	S	35	20	57.1	235	6.7	0	1	22	7	26	65.8	2	8	4.0	8	0	243	
<b>Totals</b>		<b>7-9</b>	<b>16/16</b>	<b>484</b>	<b>282</b>	<b>58.3</b>	<b>3,294</b>	<b>6.8</b>	<b>12</b>	<b>13</b>	<b>80t</b>	<b>35</b>	<b>234</b>	<b>76.1</b>	<b>49</b>	<b>211</b>	<b>4.3</b>	<b>31</b>	<b>2</b>	<b>3,505</b>	

2013 Miami Dolphins				PASSING											RUSHING					COMBINED RUSH + PASS	
Date	Opp	W/L	P/S	Att	Cmp	Pct	Yds	Yds/Att	TD	Int	Lg	Sk	Lst	Rating	Att	Yds	Avg	Lg	TD	Yards	Touchdowns
Sept 8	@ Cle	W	S	38	24	63.2	272	7.2	1	1	34t	4	17	82.3	5	3	0.6	3	0	275	34
Sept 15	@ Ind	W	S	34	23	67.6	319	9.4	1	0	67	5	22	107.4	4	1	0.3	2	0	320	18
Sept 22	Atl	W	S	35	24	68.6	236	6.7	2	1	21	5	41	94.5	2	7	3.5	8	0	243	18, 1
Sept 30	@ NO	L	S	35	22	62.9	249	7.1	1	3	50	4	33	57.9	4	48	12.0	26	0	297	3
Oct 6	Bal	L	S	40	21	52.5	307	7.7	1	0	49	6	35	86.1	2	6	3.0	6	0	313	9
Oct 20	Buf	L	S	37	19	51.4	194	5.2	3	2	46	2	21	71.2	3	5	1.7	3	0	199	7, 13, 4
Oct 27	@ NE	L	S	42	22	52.4	192	4.6	2	2	25	6	47	60.8	1	12	12.0	12	0	204	4, 5
Oct 31	Cin	W	S	28	20	71.4	208	7.4	0	0	40	3	20	92.6	1	1	1.0	1	1	209	1r
Nov 11	@ TB	L	S	42	27	64.3	229	5.5	2	1	19t	2	18	84.3	1	2	2.0	2	0	231	6, 19
Nov 17	SD	W	S	35	22	62.9	268	7.7	1	1	39t	4	29	84.0	4	21	5.3	10	0	289	39
Nov 24	Car	L	S	42	28	66.7	310	7.4	1	1	57	3	30	86.4	4	36	9.0	19	0	346	53
Dec 1	@ NYJ	W	S	43	28	65.1	331	7.7	2	1	31t	1	3	94.2	3	22	7.3	18	0	353	31, 28
Dec 8	@ Pit	W	S	33	20	60.6	200	6.1	3	1	40	2	14	95.5	3	56	18.7	48	0	256	6, 4, 12
Dec 15	NE	W	S	37	25	67.6	312	8.4	3	0	39t	4	23	120.6	1	-1	-1.0	-1	0	311	39, 2, 14
Dec 22	@ Buf	L	S	27	10	37.0	82	3.0	0	0	13	7	46	45.6	0	0	0.0	-	0	82	
Dec 29	NYJ	L	S	40	20	50.0	204	5.1	1	3	25	0	0	42.1	2	19	9.5	20	0	223	5
<b>Totals</b>		<b>8-8</b>	<b>16/16</b>	<b>588</b>	<b>355</b>	<b>60.4</b>	<b>3,913</b>	<b>6.7</b>	<b>24</b>	<b>17</b>	<b>67</b>	<b>58</b>	<b>399</b>	<b>81.7</b>	<b>40</b>	<b>238</b>	<b>6.0</b>	<b>48</b>	<b>1</b>	<b>4,151</b>	

## RYAN TANNEHILL'S GAME-BY-GAME CONT.

2014 Miami Dolphins				PASSING										RUSHING					COMBINED RUSH + PASS		
Date	Opp	W/L	P/S	Att	Cmp	Pct	Yds	Yds/Att	TD	Int	Lg	Sk	Lst	Rating	Att	Yds	Avg	Lg	TD	Yards	Touchdowns
Sept 7	NE	W	S	32	18	56.3	178	5.6	2	1	24	1	9	79.9	3	-2	-0.7	0	0	176	4, 14
Sept 14	@ Buf	L	S	49	31	63.3	241	4.9	1	1	18	4	31	73.6	4	11	2.8	6	0	252	7
Sept 21	KC	L	S	43	21	48.8	205	4.8	1	0	30	4	14	70.4	1	9	9.0	9	0	214	1
Sept 28	@ Oak	W	S	31	23	74.2	278	9.0	2	1	35	0	0	109.3	5	35	7.0	18	0	313	13, 18
Oct 12	GB	L	S	31	20	64.5	244	7.9	2	2	25	1	7	83.3	3	49	16.3	40	0	293	11, 5
Oct 19	@ Chi	W	S	32	25	78.1	277	8.7	2	0	26	4	21	123.6	6	48	8.0	30	0	325	13, 10
Oct 26	@ Jax	W	S	29	16	55.2	196	6.8	1	1	50	3	18	73.3	5	48	9.6	30	0	244	3
Nov 2	SD	W	S	34	24	70.6	288	8.5	3	0	38	0	0	125.6	4	47	11.8	22	0	335	6, 21, 14
Nov 9	@ Det	L	S	38	27	71.1	207	5.4	1	1	20	3	29	81.8	2	0	0.0	3	0	207	3
Nov 13	Buf	W	S	34	26	76.5	240	7.1	2	0	32	5	35	114.8	4	16	4.0	15	0	256	7, 8
Nov 23	@ Den	L	S	36	26	72.2	228	6.3	3	1	21	1	12	104.9	4	15	3.8	8	1	243	1r, 10, 5, 1
Dec 1	@ NYJ	W	S	35	25	71.4	235	6.7	0	1	25	2	18	77.7	4	13	3.3	10	0	248	
Dec 7	Bal	L	S	33	23	69.7	227	6.9	1	0	27	6	41	98.9	2	6	3.0	7	0	233	3
Dec 14	@ NE	L	S	47	29	61.7	346	7.4	1	2	50	4	38	73.5	3	21	7.0	15	0	367	32
Dec 21	Min	W	S	47	35	74.5	396	8.4	4	1	41	1	13	118.8	6	-5	-0.8	5	0	391	14, 16, 7, 3
Dec 28	NYJ	L	S	39	23	59.0	259	6.6	1	0	33	7	51	87.4	0	0	0.0	-	0	259	23
<b>Totals</b>		<b>8-8</b>	<b>16/16</b>	<b>590</b>	<b>392</b>	<b>66.4</b>	<b>4,045</b>	<b>6.9</b>	<b>27</b>	<b>12</b>	<b>50</b>	<b>46</b>	<b>337</b>	<b>92.8</b>	<b>56</b>	<b>311</b>	<b>5.6</b>	<b>40</b>	<b>1</b>	<b>4,356</b>	

2015 Miami Dolphins				PASSING										RUSHING					COMBINED RUSH + PASS		
Date	Opp	W/L	P/S	Att	Cmp	Pct	Yds	Yds/Att	TD	Int	Lg	Sk	Lst	Rating	Att	Yds	Avg	Lg	TD	Yards	Touchdowns
Sept 13	@ Was	W	S	34	22	64.7	226	6.6	1	0	27	3	44	93.5	3	7	2.3	5	0	233	3
Sept 20	@ Jax	L	S	44	30	68.2	359	8.2	2	0	48	2	15	108.0	3	17	5.7	9	0	376	10, 5
Sept 27	Buf	L	S	49	26	53.1	297	6.1	2	3	46t	2	8	59.7	1	-1	-1.0	-1	0	296	21, 46
Oct 4	NYJ	L	S	44	19	43.2	198	4.5	2	2	42	3	31	53.0	1	4	4.0	4	0	202	8, 10
Oct 18	@ Ten	W	S	29	22	75.9	266	9.2	2	2	38	2	12	97.8	2	14	7.0	10	0	280	2, 12
Oct 25	Hou	W	S	19	18	94.7	282	14.8	4	0	54t	4	41	158.3	1	3	3.0	3	0	285	53, 50, 10, 54
Oct 29	@ NE	L	S	44	28	63.6	300	6.8	0	2	29	5	45	64.6	2	-1	-0.5	0	0	299	
Nov 8	@ Buf	L	S	35	26	74.3	307	8.8	0	0	46	2	27	100.5	2	3	1.5	3	0	310	
Nov 15	@ Phi	W	S	36	21	58.3	217	6.0	2	0	43	4	27	94.3	2	-2	-1.0	-1	0	215	13, 4
Nov 22	Dal	L	S	24	13	54.2	188	7.8	2	1	47	3	48	90.3	3	13	4.3	7	0	201	12, 29
Nov 29	@ NYJ	L	S	58	33	56.9	351	6.1	3	1	40	3	30	84.8	0	0	0.0	-	0	351	5, 5, 33
Dec 6	Bal	W	S	19	9	47.4	86	4.5	1	0	38t	1	4	78.0	1	11	11.0	11	0	97	38
Dec 14	NYG	L	S	41	25	61.0	236	5.8	1	0	47t	1	1	85.0	4	24	6.0	12	0	260	47
Dec 20	@ SD	L	S	34	20	58.8	216	6.4	0	0	35	3	29	77.6	3	4	1.3	2	1	220	1r
Dec 27	Ind	L	S	38	26	68.4	329	8.7	0	1	49	6	50	84.2	1	28	28.0	28	0	357	
Jan 3	NE	W	S	38	25	65.8	350	9.2	2	0	46	1	8	112.8	3	17	5.7	19	0	367	15, 2
<b>Totals</b>		<b>6-10</b>	<b>16/16</b>	<b>586</b>	<b>363</b>	<b>61.9</b>	<b>4,208</b>	<b>7.2</b>	<b>24</b>	<b>12</b>	<b>54t</b>	<b>45</b>	<b>420</b>	<b>88.7</b>	<b>32</b>	<b>141</b>	<b>4.4</b>	<b>28</b>	<b>1</b>	<b>4,349</b>	

2016 Miami Dolphins				PASSING										RUSHING					COMBINED RUSH + PASS			
Date	Opp	W/L	P/S	Att	Cmp	Pct	Yds	Yds/Att	TD	Int	Lg	Sk	Lst	Rating	Att	Yds	Avg	Lg	TD	Yards	Touchdowns	
Sept 11	Sea	L	S	29	16	55.2	186	6.4	0	0	50	5	36	74.8	5	17	3.4	11	1	203	2r	
Sept 18	NE	L	S	45	32	71.1	387	8.6	2	2	33	0	0	93.5	6	35	5.8	17	0	422	24, 12	
Sept 25	Cle	W	S	39	25	64.1	319	8.2	3	2	42t	1	8	93.9	1	2	2.0	2	0	321	26, 42, 10	
Sept 29	Cin	L	S	25	15	60.0	189	7.6	1	1	74t	5	29	80.3	0	0	0.0	-	0	189	74	
Oct 9	Ten	L	S	18	12	66.7	191	10.6	0	2	58	6	42	62.3	0	0	0.0	-	0	191		
Oct 16	Pit	W	S	32	24	75.0	252	7.9	0	0	53	0	0	97.4	2	3	1.5	4	0	255		
Oct 23	Buf	W	S	25	15	60.0	204	8.2	1	0	66t	1	6	99.4	6	21	3.5	13	0	225	66	
Nov 6	NYJ	W	S	28	17	60.7	149	5.3	1	0	24	1	12	86.8	2	-3	-1.5	-1	0	146	1	
Nov 13	SD	W	S	24	17	70.8	240	10.0	2	0	56	1	9	130.6	3	16	5.3	18	0	256	39, 18	
Nov 20	LAR	W	S	34	24	70.6	172	5.1	2	1	15	4	30	89.3	2	19	9.5	10	0	191	10, 9	
Nov 27	SF	W	S	30	20	66.7	285	9.5	3	0	46	2	22	130.6	6	34	5.7	17	0	319	16, 43, 15	
Dec 4	Bal	L	S	40	29	72.5	226	5.7	1	3	26	2	11	63.1	1	0	0.0	0	0	226	8	
Dec 11	Ari	W	S	20	15	75.0	195	9.8	3	1	71	1	11	124.0	5	20	4.0	12	0	215	28, 7, 3	
Dec 17	@ NYJ	W	IA																			
Dec 24	@ Buf	W	IA																			
Jan 1	NE	L	IA																			
<b>Totals</b>		<b>10-6</b>	<b>13/13</b>	<b>389</b>	<b>261</b>	<b>67.1</b>	<b>2,995</b>	<b>7.7</b>	<b>19</b>	<b>12</b>	<b>74t</b>	<b>29</b>	<b>216</b>	<b>93.5</b>	<b>39</b>	<b>164</b>	<b>4.2</b>	<b>18</b>	<b>1</b>	<b>3,159</b>		
<b>Playoffs</b>																						
Jan 8	@ Pit	L	IA																			
<b>Totals</b>		<b>0-1</b>	<b>0/0</b>	<b>0</b>	<b>0</b>	<b>0.0</b>	<b>0</b>	<b>0.0</b>	<b>0</b>	<b>0</b>	<b>0</b>	<b>0</b>	<b>0</b>	<b>0.0</b>	<b>0</b>	<b>0</b>	<b>0.0</b>	<b>0</b>	<b>0</b>	<b>0</b>	<b>0</b>	

2017 Miami Dolphins				PASSING										RUSHING					COMBINED RUSH + PASS			
Date	Opp	W/L	P/S	Att	Cmp	Pct	Yds	Yds/Att	TD	Int	Lg	Sk	Lst	Rating	Att	Yds	Avg	Lg	TD	Yards	Touchdowns	
<b>Totals</b>		<b>0-0</b>	<b>0/0</b>	<b>0</b>	<b>0</b>	<b>0.0</b>	<b>0</b>	<b>0.0</b>	<b>0</b>	<b>0</b>	<b>0</b>	<b>0</b>	<b>0</b>	<b>0.0</b>	<b>0</b>	<b>0</b>	<b>0.0</b>	<b>0</b>	<b>0</b>	<b>0</b>	<b>0</b>	

Injured Reserve



## RYAN TANNEHILL'S GAME-BY-GAME CONT.

2018 Miami Dolphins					PASSING										RUSHING					COMBINED RUSH + PASS		
Date	Opp	W/L	P/S	Att	Cmp	Pct	Yds	Yds/Att	TD	Int	Lg	Sk	Lst	Rating	Att	Yds	Avg	Lg	TD	Yards	Touchdowns	
Sept 9	Ten	W	S	28	20	71.4	230	8.2	2	2	75t	1	8	89.9	4	4	1.0	4	0	234	10, 75	
Sept 16	NYJ	W	S	23	17	73.9	168	7.3	2	0	29t	4	46	123.1	8	44	5.5	20	0	212	29, 19	
Sept 23	Oak	W	S	23	17	73.9	289	12.6	3	0	74t	1	9	155.3	3	26	8.7	18	0	315	34, 18, 74	
Sept 30	NE	L	S	20	11	55.0	100	5.0	0	1	22	2	19	47.9	1	0	0.0	0	0	100		
Oct 7	Cin	L	S	35	20	57.1	185	5.3	1	2	22t	3	16	57.4	3	17	5.7	9	0	202	22	
Oct 14	Chi	W	IA																			
Oct 21	Det	L	IA																			
Oct 25	@ Hou	L	IA																			
Nov 4	NYJ	W	IA																			
Nov 11	@ GB	L	IA																			
Nov 25	Ind	L	S	25	17	68.0	204	8.2	2	0	74	1	3	119.4	3	14	4.7	9	0	218	33, 74	
Dec 2	Buf	W	S	24	16	66.7	137	5.7	3	1	18	3	22	103.6	3	-5	-1.7	-1	0	132	18, 3, 13	
Dec 9	NE	W	S	19	14	73.7	265	13.9	3	0	69	4	36	155.2	1	13	13.0	13	0	278	7, 23, 69	
Dec 16	Min	L	S	24	11	45.8	108	4.5	0	0	18	9	71	59.0	1	1	1.0	1	0	109		
Dec 23	Jax	L	S	22	15	68.2	146	6.6	1	1	31	3	25	82.8	3	22	7.3	12	0	168	4	
Dec 30	Buf	L	S	31	18	58.1	147	4.7	0	2	19	4	24	43.3	2	9	4.5	12	0	156		
<b>Totals</b>		<b>7-9</b>	<b>11/11</b>	<b>274</b>	<b>176</b>	<b>64.2</b>	<b>1,979</b>	<b>7.2</b>	<b>17</b>	<b>9</b>	<b>75t</b>	<b>35</b>	<b>279</b>	<b>92.7</b>	<b>32</b>	<b>145</b>	<b>4.5</b>	<b>20</b>	<b>0</b>	<b>2,124</b>		

2019 Tennessee Titans					PASSING										RUSHING					COMBINED RUSH + PASS		
Date	Opp	W/L	P/S	Att	Cmp	Pct	Yds	Yds/Att	TD	Int	Lg	Sk	Lst	Rating	Att	Yds	Avg	Lg	TD	Yards	Touchdowns	
Sept 8	@ Cle	W	p	0	0	-	0	-	0	0	0	0	0	-	2	-2	-1.0	-1	0	-2		
Sept 15	Ind	L	DNP																			
Sept 19	@ Jax	L	DNP																			
Sept 29	@ Atl	W	DNP																			
Oct 6	Buf	L	DNP																			
Oct 13	@ Den	L	p	16	13	81.3	144	9.0	0	1	25	4	35	78.1	1	6	6.0	6	0	150		
Oct 20	LAC	W	S	29	23	79.3	312	10.8	2	1	38	2	17	120.1	5	7	1.4	6	0	319	8, 5	
Oct 27	TB	W	S	33	21	63.6	193	5.8	3	0	26	3	19	109.8	4	-3	-0.8	1	0	190	5, 6, 8	
Nov 3	@ Car	L	S	39	27	69.2	331	8.5	1	2	35	4	21	82.3	4	38	9.5	25	1	369	23, 10r	
Nov 10	KC	W	S	19	13	68.4	181	9.5	2	0	52	4	35	133.9	3	37	12.3	18	0	218	9, 23	
Nov 24	Jax	W	S	18	14	77.8	259	14.4	2	0	65t	1	7	155.8	7	40	5.7	21t	2	299	21r, 1, 65, 3r	
Dec 1	@ Ind	W	S	22	17	77.3	182	8.3	2	0	40t	6	44	131.3	4	5	1.3	8	0	187	13, 40	
Dec 8	@ Oak	W	S	27	21	77.8	391	14.5	3	1	91t	0	0	140.4	4	19	4.8	10	0	410	91, 16, 17	
Dec 15	Hou	L	S	36	22	61.1	279	7.8	2	1	60	2	10	92.2	3	10	3.3	10	1	289	1r, 5	
Dec 22	NO	L	S	27	17	63.0	272	10.1	3	0	41t	5	24	133.6	1	8	8.0	8	0	280	41, 36, 7	
Dec 29	@ Hou	W	S	20	13	65.0	198	9.9	2	0	51t	0	0	130.8	5	20	4.0	19	0	218	51, 1	
<b>Totals</b>		<b>9-7</b>	<b>12/10</b>	<b>286</b>	<b>201</b>	<b>70.3</b>	<b>2,742</b>	<b>9.6</b>	<b>22</b>	<b>6</b>	<b>91t</b>	<b>31</b>	<b>212</b>	<b>117.5</b>	<b>43</b>	<b>185</b>	<b>4.3</b>	<b>25</b>	<b>4</b>	<b>2,927</b>		
<b>Playoffs</b>																						
Jan 4	@ NE	W	S	15	8	53.3	72	4.8	1	1	22	1	5	61.0	4	11	2.8	5	0	83	12	
Jan 11	@ Bal	W	S	14	7	50.0	88	6.3	2	0	45t	1	8	109.5	6	13	2.2	9	1	101	12, 45, 1r	
Jan 19	@ KC	L	S	31	21	67.7	209	6.7	2	0	37	3	27	108.1	3	11	3.7	6	0	220	1, 22	
<b>Totals</b>		<b>2-1</b>	<b>3/3</b>	<b>60</b>	<b>36</b>	<b>60.0</b>	<b>369</b>	<b>6.2</b>	<b>5</b>	<b>1</b>	<b>45t</b>	<b>5</b>	<b>40</b>	<b>98.5</b>	<b>13</b>	<b>35</b>	<b>2.7</b>	<b>9</b>	<b>1</b>	<b>404</b>		

2020 Tennessee Titans					PASSING										RUSHING					COMBINED RUSH + PASS		
Date	Opp	W/L	P/S	Att	Cmp	Pct	Yds	Yds/Att	TD	Int	Lg	Sk	Lst	Rating	Att	Yds	Avg	Lg	TD	Yards	Touchdowns	
Sept 14	@ Den	W	S	43	29	67.4	249	5.8	2	0	23	1	2	97.9	3	14	4.7	11	0	263	1, 1	
Sept 20	Jax	W	S	24	18	75.0	239	10.0	4	0	63	1	8	145.7	4	12	3.0	8	0	251	13, 9, 4, 18	
Sept 27	@ Min	W	S	37	23	62.2	321	8.7	0	1	61	1	11	78.8	4	9	2.3	10	0	330		
Oct 13	Buf	W	S	28	21	75.0	195	7.0	3	0	20	0	0	129.3	4	42	10.5	23	1	237	16, 10r, 4, 7	
Oct 18	Hou	W	S	41	30	73.2	366	8.9	4	1	53	2	22	122.6	0	0	-	0	0	366	7, 6, 22, 7	
Oct 25	Pit	L	S	30	18	60.0	220	7.3	2	0	73t	2	10	104.9	2	5	2.5	4	0	225	4, 73	
Nov 1	@ Cin	L	S	30	18	60.0	233	7.8	2	1	27	1	10	92.8	2	20	10.0	15	0	253	9, 12	
Nov 8	Chi	W	S	21	10	47.6	158	7.5	2	0	40	3	22	104.9	3	3	1.0	5	0	161	40, 2	
Nov 12	Ind	L	S	27	15	55.6	147	5.4	1	0	21	1	10	83.4	2	9	4.5	5	0	156	5	
Nov 22	@ Bal	W	S	31	22	71.0	259	8.4	2	1	50	2	16	104.1	4	35	8.8	21	0	294	1, 14	
Nov 29	@ Ind	W	S	22	13	59.1	221	10.0	1	0	69t	1	1	108.3	2	3	1.5	2	1	224	69, 1r	
Dec 6	Cle																					
Dec 13	@ Jax																					
Dec 20	Det																					
Dec 27	@ GB																					
Jan 3	@ Hou																					
<b>Totals</b>		<b>8-3</b>	<b>11/11</b>	<b>334</b>	<b>217</b>	<b>65.0</b>	<b>2,608</b>	<b>7.8</b>	<b>23</b>	<b>4</b>	<b>73t</b>	<b>15</b>	<b>112</b>	<b>106.7</b>	<b>30</b>	<b>152</b>	<b>5.1</b>	<b>23</b>	<b>2</b>	<b>2,760</b>		

## RYAN TANNEHILL'S NFL STATISTICS

REGULAR SEASON			PASSING											RUSHING				
Year	Team	GP/GS	Att	Cmp	Pct	Yds	Yd/Att	TD	INT	Lg	Sk	Yds	Rat	Att	Yds	Avg	Lg	TD
2012	MIA	16/16	484	282	58.3	3,294	6.8	12	13	80t	35	234	76.1	49	211	4.3	31	2
2013	MIA	16/16	588	355	60.4	3,913	6.7	24	17	67	58	399	81.7	40	238	6.0	48	1
2014	MIA	16/16	590	392	66.4	4,045	6.9	27	12	50	46	337	92.8	56	311	5.6	40	1
2015	MIA	16/16	586	363	61.9	4,208	7.2	24	12	54t	45	420	88.7	32	141	4.4	28	1
2016	MIA	13/13	389	261	67.1	2,995	7.7	19	12	74t	29	216	93.5	39	164	4.2	18	1
2017	MIA	0/0	Injured Reserve															
2018	MIA	11/11	274	176	64.2	1,979	7.2	17	9	75t	35	279	92.7	32	145	4.5	20	0
2019	TEN	12/10	286	201	70.3	2,742	9.6	22	6	91t	31	212	117.5	43	185	4.3	25	4
2020	TEN	11/11	334	217	65.0	2,608	7.8	23	4	73t	15	112	106.7	30	152	5.1	23	2
<b>NFL Totals</b>		<b>111/109</b>	<b>3,531</b>	<b>2,247</b>	<b>63.6</b>	<b>25,784</b>	<b>7.3</b>	<b>168</b>	<b>85</b>	<b>91t</b>	<b>294</b>	<b>2,209</b>	<b>91.4</b>	<b>321</b>	<b>1,547</b>	<b>4.8</b>	<b>48</b>	<b>12</b>

Regular Season Career record as starter: 57-52 (.523); Playoffs: 2-1 (.667)

PLAYOFFS			PASSING											RUSHING				
Year	Team	GP/GS	Att	Cmp	Pct	Yds	Yd/Att	TD	INT	Lg	Sk	Yds	Rat	Att	Yds	Avg	Lg	TD
2019	TEN	3/3	60	36	60.0	369	6.2	5	1	45t	5	40	98.5	13	35	2.7	9	1
<b>NFL Totals</b>		<b>3/3</b>	<b>60</b>	<b>36</b>	<b>60.0</b>	<b>369</b>	<b>6.2</b>	<b>5</b>	<b>1</b>	<b>45t</b>	<b>5</b>	<b>40</b>	<b>98.5</b>	<b>13</b>	<b>35</b>	<b>2.7</b>	<b>9</b>	<b>1</b>

### Single-Game Highs

Attempts - 58 at N.Y. Jets (11/29/15)  
 Completions - 35 vs. Minnesota (12/21/14)  
 Passing Yards - 431 at Arizona (9/30/12)  
 Touchdown Passes - **4 (Four times, last vs. Houston 10/18/20)**  
 Long Completion - 91t at Oakland (12/8/19)  
 Completion Percentage - 79.3 vs. L.A. Chargers (10/20/19)  
 Passer Rating - 155.3 - vs. Oakland (9/23/18)  
 Rushes - 8 (Twice, last at N.Y. Jets 9/16/18)  
 Rushing Yards - 56 at Pittsburgh (12/8/13)  
 Long Rush - 48 at Pittsburgh (12/8/13)  
 Rushing Touchdowns - 2 vs. Jacksonville (11/24/19)

### Additional Statistics

Receptions - 1 for -4 yards (2014), 1 for 9 yards (2015), **1 for 0 yards (2020)**  
 Tackles - 1 (2012), 2 (2013), 3 (2014), 4 (2015), 1 (2018), 2 (2019)  
 Fumble Recoveries - 1 (2012), 3 (2013), 4 (2014), 5 (2015), 3 (2016), 1 (2019), **2 (2020)**  
 Two-Point Conversions - 1 rush (2019), **1 pass, 1 rush (2020)**

### Playoff Single-Game Highs

Attempts - 31 at Kansas City (1/19/20)  
 Completions - 21 at Kansas City (1/19/20)  
 Passing Yards - 209 at Kansas City (1/19/20)  
 Touchdown Passes - 2 (Twice, last at Kansas City 1/19/20)  
 Long Completion - 45t at Baltimore (1/11/20)  
 Rushes - 6 at Baltimore (1/11/20)  
 Rushing Yards - 13 at Baltimore (1/11/20)  
 Long Rush - 9 at Baltimore (1/11/20)  
 Rushing Touchdowns - 1 at Baltimore (1/11/20)

### Additional Playoff Statistics

Fumble Recoveries - 1 (2019)



# 93 TEAIR TART

DEFENSIVE TACKLE • 6'2" • 304 LBS • COLLEGE: FLORIDA INTERNATIONAL  
ACQUIRED: FREE AGENT - 2020 • NFL EXPERIENCE (NFL/TITANS): ROOKIE  
HOMETOWN: PHILADELPHIA, PA.  
GAMES PLAYED/GAMES STARTED: 4/0 (PLAYOFFS: 0/0)



**PRO:** The Titans signed Teair Tart as a rookie free agent following the 2020 NFL Draft. The 6-foot-2-inch, 304-pounder appeared in 23 games with 10 starts over two seasons at Florida International (2018-19), and totaled 51 tackles, 19.0 tackles for loss, six sacks, one pass defended, five quarterback pressures and two forced fumbles. The Philadelphia, Pa., native also played previously at Ellsworth (Iowa) Community College in 2017 and ASA (N.Y.) College in 2016.

#### CAREER TRANSACTIONS:

- The Philadelphia, Pa., native was signed by the Titans as a rookie free agent on May 7, 2020.
- Waived by the Titans on Sept. 5, 2020 and signed to the practice squad a day later.
- Signed by the Titans to their active roster from the practice squad on Nov. 7, 2020.

#### SEASON RECAPS:

**2020 (4/0):** Has tied for the team lead in passes defended once in 2020 (vs. IND). Made his NFL debut against Chicago (11/8/20).

- Against Chicago (11/8), saw action in his first NFL contest as a reserve at defensive tackle and tallied a quarterback pressure.
- Against Indianapolis (11/12), played as a reserve at defensive tackle and collected a pass defended. Tipped a pass intended for Nyheim Hines at the line of scrimmage in the second quarter.
- At Baltimore (11/22), saw action as a reserve at defensive tackle and notched a tackle.
- At Indianapolis (11/29), played as a reserve at defensive tackle and recorded a tackle and a quarterback pressure. Shot through the line and dropped Nyheim Hines for no gain on a rush off right tackle in the fourth quarter.

#### COLLEGE:

- Appeared in 23 games with 10 starts over two seasons at Florida International and totaled 51 tackles, 19.0 tackles for loss, 6.0 sacks, one pass defended, five quarterback pressures and two forced fumbles. Played at Ellsworth (Iowa) Community College in 2017 and ASA (N.Y.) College in 2016.
- As a senior (2019), appeared in 11 games and made eight starts. Tallied 32 tackles, a team-leading 12.0 tackles for loss, 2.0 sacks and one forced fumble.
- Against Old Dominion (11/2), amassed three tackles, three tackles for loss, 1.0 sack and one forced fumble.
- Against Marshall (11/30), recorded a career-high eight tackles and two tackles for loss.

- As a junior (2018), saw action in 12 games and made two starts. Posted 19 tackles, a team-high-tying seven tackles for loss, a team-leading 4.0 sacks, one pass defended and one forced fumble.
- Against Massachusetts (9/15), notched four tackles, two tackles for loss and 2.0 sacks.
- As a sophomore (2017), appeared in two games for Ellsworth (Iowa) Community College and tallied five tackles, two tackles for loss and 1.0 sack.
- As a freshman (2016), saw action in six games for ASA (N.Y.) College and amassed 12 tackles, 7.5 tackles for loss and 5.0 sacks.
- Graduated from Florida International in December 2019 with a degree in liberal studies.

#### PERSONAL:

- Attended West Philadelphia (Pa.) High School where he was a first team All-Public and second team Daily News All-City Selection in 2014.
- Played offensive and defensive line and helped guide his team to its first PIAA 3A title.
- Son of Louise and Gary Spencer.
- Follow Tart on Instagram @teair215 and on Twitter @speedboy\_te715.
- Born Teair Tart on Feb. 28, 1997 in Philadelphia, Pa.

## TEAIR TART'S DEFENSIVE GAME-BY-GAME

### 2020 Tennessee Titans

Date	Opp	W/L	P/S	Tot	Solo	Asst	Sk	- Yds	QBP	TFL	Int	-Yds	-TD	PD	FF	FR	- Yds	SpT
Sept 14	@ Den	W	PS															
Sept 20	Jax	W	PS															
Sept 27	@ Min	W	PS															
Oct 13	Buf	W	PS															
Oct 18	Hou	W	PS															
Oct 25	Pit	L	PS															
Nov 1	@ Cin	L	PS															
Nov 8	Chi	W	p	0	0	0	0.0	0.0	1	0	0	0	0	0	0	0	0	0
Nov 12	Ind	L	p	0	0	0	0.0	0.0	0	0	0	0	0	1	0	0	0	0
Nov 22	@ Bal	W	p	1	0	1	0.0	0.0	0	0	0	0	0	0	0	0	0	0
Nov 29	@ Ind	W	p	1	1	0	0.0	0.0	1	0	0	0	0	0	0	0	0	0

Dec 6	Cle																		
Dec 13	@ Jax																		
Dec 20	Det																		
Dec 27	@ GB																		
Jan 3	@ Hou																		
<b>Totals</b>				<b>8-3</b>	<b>4/0</b>	<b>2</b>	<b>1</b>	<b>1</b>	<b>0.0</b>	<b>0.0</b>	<b>2</b>	<b>0</b>	<b>0</b>	<b>0</b>	<b>0</b>	<b>0</b>	<b>1</b>	<b>0</b>	<b>0</b>

## TEAIR TART'S NFL STATISTICS

REGULAR SEASON		TACKLES						INTERCEPTIONS					FUMBLES						
Year	Team	GP	GS	Tot	Solo	Asst	Sk	Yds	QBP	TFL	No	Yds	Lg	TD	PD	FF	FR	Yds	SpT
2020	Tennessee	4	0	2	1	1	0.0	0.0	2	0	0	0	0	0	1	0	0	0	0
<b>NFL Totals</b>		<b>4</b>	<b>0</b>	<b>2</b>	<b>1</b>	<b>1</b>	<b>0.0</b>	<b>0.0</b>	<b>2</b>	<b>0</b>	<b>0</b>	<b>0</b>	<b>0</b>	<b>0</b>	<b>1</b>	<b>0</b>	<b>0</b>	<b>0</b>	<b>0</b>

### Single-Game Highs

Tackles - **1 (Twice, last at Indianapolis 11/29/20)**  
 Sacks -

Quarterback Pressures - **1 (Twice, last at Indianapolis 11/29/20)**  
 Passes Defensed - **1 vs. Indianapolis (11/12/20)**





# 24 KENNY VACCARO

SAFETY • 6'0" • 214 LBS • COLLEGE: TEXAS

ACQUIRED: FREE AGENT - 2018 • NFL EXPERIENCE (NFL/TITANS): 8/3

HOMETOWN: BROWNWOOD, TEXAS

GAMES PLAYED/GAMES STARTED: 107/106 (PLAYOFFS: 3/3)

**PRO:** The Titans signed free agent Kenny Vaccaro during the 2018 training camp after then-starter Johnathan Cyprien suffered a season-ending injury during practice, and re-signed him to a multi-year contract during the 2019 offseason. The former 2013 first-round pick arrived in Nashville after five years as a starter with the New Orleans Saints. In 97 career games with 96 starts during his first seven seasons, the University of Texas product totaled 656 tackles, 10 interceptions, 10.5 sacks, five forced fumbles and three fumble recoveries. The Brownwood, Texas, native has recorded three seasons with at least 100 tackles including 2019.

### CAREER HIGHLIGHTS:

- In 2019, he recorded his third season with at least 100 tackles. His 104 tackles in 2019 marked the third-best total of his career, and ranked fourth on the team. Vaccaro made his postseason debut in 2019 and started all three games where he totaled 19 tackles and one interception.
- Vaccaro posted an interception in his first game as a Titan in 2018.
- In 2017, he registered a career-best three interceptions while with New Orleans.
- In 2015, Vaccaro started all 16 games for the first time and set career-highs with 136 tackles, three sacks, two forced fumbles and his first career fumble recovery.
- In 2014, he posted his first season with at least 100 tackles (113).
- In 2013, Vaccaro was named to the PFWA All-Rookie team after collecting 93 tackles, a sack, an interception, six passes defended and a forced fumble.

### TITANS TIDBITS:

- Vaccaro traveled to Kenya during the 2016 offseason with former Texas and Saints teammate Alex Okafor and is involved in community and fundraising efforts to construct a school in the region.
- Vaccaro's uncle, A.J. Johnson, played for the Washington Redskins (1989-94), helping them to Super Bowl XXVI win before spending a season with the San Diego Chargers (1995).
- Vaccaro founded the Kenny Vaccaro Foundation to provide economically-challenged students with literacy and education resources so that they can achieve academic excellence, develop confident personal skills, and make positive decisions to avoid high risk behavior.

### CAREER TRANSACTIONS:

- The Brownwood, Texas, native was originally selected by the New Orleans Saints in the first round (15th overall) of the 2013 NFL Draft.
- Signed by the Titans as a free agent on Aug. 4, 2018.

### SEASON RECAPS:

- 2020 (10/10 - Tennessee):** Tied for fourth on the team with 65 tackles. Has led or tied for the team lead in tackles twice in 2020 (vs. JAX, at IND). Has tied for the team lead in passes defended three times in 2019 (at DEN, vs. JAX, vs. HOU). Has tied for the team lead in sacks once in 2020 (vs. JAX). Has tied for the team lead in quarterback pressures twice in 2020 (vs. JAX, at CIN).
- At Denver (9/14), started at safety and finished second on the squad with six tackles, including a stop for loss and a pass defended. Stuffed Melvin Gordon III for a two-yard loss on a short pass in the third quarter. Halted a Broncos' drive by breaking up a pass intended for Jerry Jeudy on third-and-14 in the third quarter. Stonewalled Royce Freeman for no gain on a rush off left tackle in the fourth quarter.
  - Against Jacksonville (9/20), started at safety and tied for the team lead with 11 tackles, including a sack, two tackles for loss, two quarterback pressures and two passes defended. Defended a pass intended for Tyler

Eifert in the end zone late in the second stanza. Sacked Gardner Minshew II for a four-yard loss in the final quarter. Broke up a pass intended for Eifert in the final stanza.

- At Minnesota (9/27), started at safety in his 100th career regular season game and registered five tackles.
- Against Buffalo (10/13), made his 100th regular season start at safety and tallied four tackles, including a stop for loss. Stonewalled Devin Singletary for a two-yard loss on a rush up the middle in the opening stanza.
- Against Houston (10/18), started at safety and produced eight tackles, a pass defended and a quarterback pressure. Halted a Texans' drive by breaking up a pass intended to Darren Fells on third-and-four in the first quarter. Combined with Jayon Brown to stuff Johnson for no gain on a rush up the middle in the fourth quarter.
- Against Pittsburgh (10/25), started at safety and registered four tackles.
- At Cincinnati (11/1), started at safety and posted four tackles and a quarterback pressure.
- Against Chicago (11/8), started at safety and tallied six tackles.
- Against Indianapolis (11/12), started at safety and collected eight tackles. Teamed with Kevin Byard to stuff Jonathan Taylor for no gain on a rush off left guard in the third quarter.
- At Baltimore (11/22), was inactive.
- At Indianapolis (11/29), started at safety and led the team with nine tackles.

- 2019 (16/16, 3/3 - Tennessee):** Started all 16 games at safety and ranked fourth on the team with 104 tackles. Also posted an interception, a sack, a quarterback pressure, a stop for loss, five passes defended and seven special teams stops. Started all three postseason contests and registered 19 tackles, an interception, a stop for loss and two passes defended. Led the team in tackles three times in 2019 (at CLE, vs. HOU, at HOU). Led the team in passes defended once in 2019 (vs. HOU). Tied for the team lead in sacks once in 2019 (vs. JAX). Led or tied for the team lead in special teams tackles four times in 2019 (at CLE, vs. LAC, vs. KC, at OAK).
- At Cleveland (9/8), started at safety and collected a team-best 13 tackles. Led the team with two special teams tackles on coverage units. Stonewalled Nick Chubb for a one-yard loss on a short pass in the third quarter.
  - At Atlanta (9/29), started at safety and registered six tackles, including a stop for loss. Teamed with Jurrell Casey to stuff Devonta Freeman for a one-yard loss on a fourth-and-one rush in the second quarter.
  - Against Tampa Bay (10/27), started at safety and tallied seven tackles and a pass defended. Ended a Tampa Bay drive by breaking up a third-and-seven pass intended for Cameron Brate in the first quarter. Halted a Buccaneers' drive by teaming with Jurrell Casey to stonewall Peyton Barber for a one-yard loss on a fourth-and-one rush up the middle late in the fourth quarter.
  - Against Kansas City (11/10), started at safety and registered nine tackles and a pass defended. Broke up a deep pass intended for Tyreek Hill on the first play from scrimmage. Collected a special teams tackle on coverage units.
  - Against Jacksonville (11/24), started at safety and notched six tackles, including a sack. Collected a special teams tackle on coverage units. Dropped Nick Foles for a six-yard sack in the fourth quarter.
  - Against Houston (12/15), started at safety and led the team with 13 tackles and two passes defended, including an interception. Halted a potential Texans' scoring drive by intercepting a pass intended for Duke Johnson at the goalline in the first quarter. Broke up a pass intended for Darren Fells in the first quarter.
  - At Houston (12/29), started at safety and led the team with nine tackles.

Teamed with Harold Landry to stuff Taiwan Jones for no gain on a rush off right end in the third quarter.

- At New England (1/4), started at safety in his first career playoff contest and posted seven tackles, including a stop for loss and a pass defended. Shot through the line and stonewalled Sony Michel for a one-yard loss on a rush up the middle late in the first quarter. Combined with Logan Ryan to stop Michel for a two-yard loss on a rush off left end in the second quarter. Made a leaping deflection of a deep pass intended Mohamed Sanu Sr. in the second quarter.
- At Baltimore (1/11), started at safety and recorded seven tackles and an interception. Ended a potential Ravens' scoring drive by intercepting a Lamar Jackson pass intended for Miles Boykin on third-and-five late in the third quarter.
- At Kansas City (1/19), started at safety and registered five tackles.

**2018 (13/13 - Tennessee):** Started 13 games at safety in his first season with the Titans and collected 70 tackles, two sacks, an interception, three quarterback pressures, four tackles for loss and five passes defended. Was inactive for three games. Tied for the team lead in sacks twice in 2018 (at JAX, at HOU). Tied for the team lead in passes defended three times in 2018 (at MIA, vs. NYJ, vs. JAX). Tied for the team lead in quarterback pressures once in 2018 (vs. NYJ).

- At Miami (9/9), started at safety in his Titans debut and collected five tackles and an interception. Intercepted a Ryan Tannehill pass intended for Jakeem Grant on third-and-15 in the fourth quarter.
- Against Houston (9/16), started at safety and finished second on the squad with nine tackles.
- At Jacksonville (9/23), started at safety and posted six tackles, including a sack. Dropped Blake Bortles for a two-yard sack early in the final quarter.
- At Dallas (11/5), returned to the lineup as a starter at safety and posted eight tackles, including a stop for loss. Combined with Kamalei Correa to stop Ezekiel Elliott for a two-yard loss on a rush off left end in the first quarter.
- Against New England (11/11), started at safety and notched six tackles, including a stop for loss. Stonewalled James White for a three-yard loss on a short pass on the Patriots first play from scrimmage.
- At Indianapolis (11/18), started at safety and collected seven tackles, including a stop for loss. Stuffed Chester Rogers for a two-yard loss on a short pass in the fourth quarter.
- At Houston (11/26), started at safety and recorded eight tackles, including a sack. Dropped Deshaun Watson for a sack in the first quarter.
- Against Jacksonville (12/6), started at safety and amassed five tackles, including a stop for loss and two passes defended. Teamed with Jurrell Casey to stuff Leonard Fournette for no gain on a rush off right guard in the first stanza. Broke up a pass intended for Donte Moncrief in the third quarter.
- At N.Y. Giants (12/16), started at safety and collected a tackle before leaving the game early in the first quarter with an injury.
- Against Indianapolis (12/30), started at safety and registered nine tackles and a pass defended. Ended a Colts' drive by breaking up a third-and-two pass intended for T.Y. Hilton in the third quarter. Stonewalled Marlon Mack for no gain on a rush up the middle in the final stanza.

**2017 (12/12 - New Orleans):** Started 12 games at safety and notched 60 tackles (48 solo), three interceptions for 41 yards, two sacks, seven passes defended and a fumble recovery. Was inactive for two games. Placed on injured reserve on Dec. 22.

- At Carolina (9/24), started at strong safety and had six tackles, a 30-yard interception return and two passes defended, including one tipped ball that was picked up by Marcus Williams for an interception.
- Against Detroit (10/15), started at strong safety and had four tackles, an interception, a career-high three passes defended and a fumble recovery in the end zone for his first career defensive touchdown.
- At Green Bay (10/22), started at strong safety and had four tackles (two solo), one fourth quarter interception to seal the victory and one pass defended for a defense that surrendered only 79 net yards passing.
- Against Chicago (10/29), started at strong safety and had a team-high nine tackles, a split sack and one pass defended on a fourth down play in the fourth quarter.
- Against Carolina (12/3), started at strong safety and had three solo tackles and one sack for a three-yard loss.

**2016 (11/11 - New Orleans):** Started 11 games and posted 80 tackles (56 solo), one sack, two interceptions, six passes defended, two forced fumbles, a fumble recovery and a special teams stop.

- Against Oakland (9/11), recorded seven tackles (six solo), including a stop for loss, a career-high two passes defended and one special teams stop.
- At N.Y. Giants (9/18), recorded 10 tackles (seven solo) and a forced fumble.
- At San Francisco (11/6), had team-high 11 tackles (eight solo), a forced fumble and a fumble recovery.
- Against Denver (11/13), had nine tackles (seven solo), one sack, one interception and two passes defended to tie a career-high.
- Against Los Angeles (11/27), recorded six tackles (four solo), one interception and one pass defended.

**2015 (16/16 - New Orleans):** Started all 16 games for first time and posted 136 tackles (87 solo), three sacks, five passes defended, two forced fumbles and his first career fumble recovery. Set career-highs in tackles, solo stops, sacks, forced fumbles and recoveries. One of five players on defense to start each game.

- At Indianapolis (10/25), posted seven tackles (six solo), his first sack of the season and a pass defended.
- At Houston (11/29), posted a career-high-tying, game-high and team-high 16 tackles, including a career-high 12 solo stops, one forced fumble and one pass defended.
- Against Carolina (12/6), recorded a team-high 15 tackles (seven solo) and made the first fumble recovery of his career.
- Against Jacksonville (12/27), started and had seven tackles (four solo), a career-high two sacks and picked off a two-point conversion attempt by Blake Bortles.

**2014 (15/14 - New Orleans):** Played in 15 games with 14 starts and ranked second on the team with 113 tackles (63 solo), one sack, two interceptions, five passes defended and two special teams stops. Was inactive for the season finale at Tampa Bay.

- At Cleveland (9/14), recorded team-high 11 tackles (seven solo).
- At Dallas (9/28), recorded six tackles (five solo) and a sack.
- At Detroit (10/19), registered 10 tackles, a 45-yard interception return and a pass defended.
- Against Green Bay (10/26), posted a career-high and team-best 16 tackles.
- At Pittsburgh (11/30), made six tackles (four solo), a second quarter interception of Ben Roethlisberger and one pass defended.

**2013 (14/14 - New Orleans):** Started all 14 games he appeared in, finishing with 93 tackles (60 solo), a sack, an interception, six passes defended, a forced fumble and three special teams stops. Suffered a season-ending ankle injury in week 16 that placed him on injured reserve on Dec. 25. Missed the Week 11 contest against San Francisco with an injury.

- Against Atlanta (9/8), started and appeared in his first NFL contest at nickel cornerback and posted seven tackles (five solo) and a pass defended that led to a game-clinching interception by Roman Harper in the season opener.
- Against Arizona (9/22), started at safety and recorded six stops (five solo) and an interception returned for 29 yards while also contributing a special teams tackle.
- At Chicago (10/6), totaled six solo tackles, a pass defended and first-career sack for a loss of eight yards.
- At Atlanta (11/21), earned a then career-high 10 stops (five solo) while adding a pass defended.
- At Seattle (12/2), started and racked up seven tackles (five solo) and a forced fumble while also posting a special teams stop.

#### COLLEGE:

- Appeared in 51 games with 32 starts at Texas and totaled 264 tackles (162 solo), two sacks, 16 tackles for loss, five interceptions for 19 yards in returns, 21 passes defended, four forced fumbles, a fumble recovery, two blocked punts and 14 special teams tackles (10 solo).
- Earned first-team All-American honors as a senior and All-Big 12 first-team recognition from league coaches in his final two years. Played four different positions including both safety spots.
- As a senior (2012), started all 13 games at free safety as a team captain and totaled a team-leading and career-high 107 tackles (60 solo), including four stops for a loss, two interceptions for 19 yards in returns, five passes defended, two forced fumbles and one fumble recovery.
- As a junior (2011), started all 13 contests at strong safety and totaled 82 tackles (47 solo), two sacks for minus 16 yards, eight stops for a loss, eight passes defended and two interceptions. Helped Longhorns lead Big

12 and rank sixth in nation in rushing defense (92.2 ypg.) and 11th in total defense (306.1 ypg.).

- As a sophomore (2010), appeared in all 12 games on defense and special teams and finished fifth on the team with 56 tackles (42 solo), also adding four stops for minus 22 yards, eight passes defended, one interception and a forced fumble, also contributing five tackles (four solo) and a blocked punt on special teams. Helped Longhorns rank sixth in nation in total defense (300.2 ypg.) and pass defense (161.6 ypg.).
- As a freshman (2009), appeared in all 13 games on defense and special teams and recorded 19 tackles (13 solo), one forced fumble, nine special teams stops and one blocked punt.
- Majored in physical culture and sports studies at Texas.

**PERSONAL:**

- Attended Brownwood (Texas) High School before transferring to Early (Texas) High School for his senior campaign.
- Played six different positions while totaling 235 tackles and five interceptions in three years, also seeing action on offense at wide receiver

and running back.

- Earned both All-State and All-District first-team honors at defensive back.
- Also played basketball for three years.
- His younger brother, Kevin, also played football at Texas.
- Vaccaro received the Jim Finks Good Guy Award in 2014 for his cooperation with the New Orleans media.
- Follow Vaccaro on Twitter at @KennyVaccaro4.
- Follow Vaccaro on Instagram at @kennyvaccaro.
- Born Kenneth Dwayne Vaccaro on Feb. 15, 1991 in Brownwood, Texas.

**KENNY VACCARO'S GAME-BY-GAME**

**2013 New Orleans Saints**

Date	Opp	W/L	P/S	Tot	Solo	Asst	Sk	- Yds	QBP	TFL	Int	- Yds	-TD	PD	FF	FR	- Yds	SpT		
Sept 8	Atl	W	S	7	5	2	0.0	0.0	NA	NA	0	0	0	1	0	0	0	0	NA	
Sept 15	@ TB	W	S	8	7	1	0.0	0.0	NA	NA	0	0	0	0	0	0	0	0	NA	
Sept 22	Ari	W	S	6	5	1	0.0	0.0	NA	NA	1	29	0	1	0	0	0	0	NA	
Sept 30	Mia	W	S	5	3	2	0.0	0.0	NA	NA	0	0	0	0	0	0	0	0	NA	
Oct 6	@ Chi	W	S	6	6	0	1.0	8.0	NA	NA	0	0	0	1	0	0	0	0	NA	
Oct 13	@ NE	L	S	8	4	4	0.0	0.0	NA	NA	0	0	0	0	0	0	0	0	NA	
Oct 27	Buf	W	S	5	3	2	0.0	0.0	NA	NA	0	0	0	1	0	0	0	0	NA	
Nov 3	@ NYJ	L	S	8	5	3	0.0	0.0	NA	NA	0	0	0	1	0	0	0	0	NA	
Nov 10	Dal	W	S	5	2	3	0.0	0.0	NA	NA	0	0	0	0	0	0	0	0	NA	
Nov 17	SF	W	IA																	
Nov 21	@ Atl	W	S	10	5	5	0.0	0.0	NA	NA	0	0	0	1	0	0	0	0	NA	
Dec 2	@ Sea	L	S	7	5	2	0.0	0.0	NA	NA	0	0	0	0	1	0	0	0	NA	
Dec 8	Car	W	S	8	5	3	0.0	0.0	NA	NA	0	0	0	0	0	0	0	0	NA	
Dec 15	@ StL	L	S	7	3	4	0.0	0.0	NA	NA	0	0	0	0	0	0	0	0	NA	
Dec 22	@ Car	L	S	3	2	1	0.0	0.0	NA	NA	0	0	0	0	0	0	0	0	NA	
Dec 29	TB																			
				Placed on injured reserve on Dec.25, 2013																
<b>Totals</b>				<b>10-5</b>	<b>14/14</b>	<b>93</b>	<b>60</b>	<b>33</b>	<b>1.0</b>	<b>8.0</b>	<b>NA</b>	<b>NA</b>	<b>1</b>	<b>29</b>	<b>0</b>	<b>6</b>	<b>1</b>	<b>0</b>	<b>0</b>	<b>3</b>

**2014 New Orleans Saints**

Date	Opp	W/L	P/S	Tot	Solo	Asst	Sk	- Yds	QBP	TFL	Int	- Yds	-TD	PD	FF	FR	- Yds	SpT		
Sept 7	@ Atl	L	S	8	6	2	0.0	0.0	NA	NA	0	0	0	0	0	0	0	0	NA	
Sept 14	@ Cle	L	S	11	7	4	0.0	0.0	NA	NA	0	0	0	0	0	0	0	0	NA	
Sept 21	Min	W	S	5	2	3	0.0	0.0	NA	NA	0	0	0	1	0	0	0	0	NA	
Sept 28	@ Dal	L	S	6	5	1	1.0	7.0	NA	NA	0	0	0	0	0	0	0	0	NA	
Oct 5	TB	W	S	10	7	3	0.0	0.0	NA	NA	0	0	0	1	0	0	0	0	NA	
Oct 19	@ Det	L	S	10	8	2	0.0	0.0	NA	NA	1	45	0	1	0	0	0	0	NA	
Oct 26	GB	W	S	16	8	8	0.0	0.0	NA	NA	0	0	0	0	0	0	0	0	NA	
Oct 30	@ Car	W	S	5	2	3	0.0	0.0	NA	NA	0	0	0	0	0	0	0	0	NA	
Nov 9	SF	L	S	7	2	5	0.0	0.0	NA	NA	0	0	0	0	0	0	0	0	NA	
Nov 16	Cin	L	S	4	3	1	0.0	0.0	NA	NA	0	0	0	0	0	0	0	0	NA	
Nov 24	Bal	L	S	8	5	3	0.0	0.0	NA	NA	0	0	0	0	0	0	0	0	NA	
Nov 30	@ Pit	W	S	6	4	2	0.0	0.0	NA	NA	1	0	0	1	0	0	0	0	NA	
Dec 7	Car	L	S	8	4	4	0.0	0.0	NA	NA	0	0	0	0	0	0	0	0	NA	
Dec 15	@ Chi	W	p	5	4	1	0.0	0.0	NA	NA	0	0	0	0	0	0	0	0	NA	
Dec 21	Atl	L	S	4	2	2	0.0	0.0	NA	NA	0	0	0	0	0	0	0	0	NA	
Dec 28	@ TB	W	IA																	
<b>Totals</b>				<b>7-9</b>	<b>15/14</b>	<b>113</b>	<b>63</b>	<b>50</b>	<b>1.0</b>	<b>7.0</b>	<b>NA</b>	<b>NA</b>	<b>2</b>	<b>45</b>	<b>0</b>	<b>4</b>	<b>0</b>	<b>0</b>	<b>0</b>	<b>2</b>

**2015 New Orleans Saints**

Date	Opp	W/L	P/S	Tot	Solo	Asst	Sk	- Yds	QBP	TFL	Int	- Yds	-TD	PD	FF	FR	- Yds	SpT		
Sept 13	@ Ari	L	S	3	2	1	0.0	0.0	NA	NA	0	0	0	1	0	0	0	0	NA	
Sept 20	TB	L	S	10	6	4	0.0	0.0	NA	NA	0	0	0	0	0	0	0	0	NA	
Sept 27	@ Car	L	S	9	6	3	0.0	0.0	NA	NA	0	0	0	0	0	0	0	0	NA	
Oct 4	Dal	W	S	4	3	1	0.0	0.0	NA	NA	0	0	0	0	0	0	0	0	NA	
Oct 11	@ Phi	L	S	12	9	3	0.0	0.0	NA	NA	0	0	0	0	0	0	0	0	NA	
Oct 15	Atl	W	S	4	3	1	0.0	0.0	NA	NA	0	0	0	1	0	0	0	0	NA	
Oct 25	@ Ind	W	S	7	6	1	1.0	15.0	NA	NA	0	0	0	1	0	0	0	0	NA	
Nov 1	NYG	W	S	13	3	10	0.0	0.0	NA	NA	0	0	0	0	0	0	0	0	NA	
Nov 8	Ten	L	S	13	9	4	0.0	0.0	NA	NA	0	0	0	0	0	0	0	0	NA	
Nov 15	@ Was	L	S	3	2	1	0.0	0.0	NA	NA	0	0	0	0	0	0	0	0	NA	
Nov 29	@ Hou	L	S	16	12	4	0.0	0.0	NA	NA	0	0	0	1	1	0	0	0	NA	
Dec 6	Car	L	S	15	7	8	0.0	0.0	NA	NA	0	0	0	0	0	1	0	0	NA	
Dec 13	@ TB	W	S	8	4	4	0.0	0.0	NA	NA	0	0	0	1	0	0	0	0	NA	
Dec 21	Det	L	S	7	7	0	0.0	0.0	NA	NA	0	0	0	0	0	0	0	0	NA	
Dec 27	Jax	W	S	7	4	3	2.0	21.0	NA	NA	0	0	0	0	0	0	0	0	NA	
Jan 3	@ Atl	W	S	5	4	1	0.0	0.0	NA	NA	0	0	0	1	0	0	0	0	NA	
<b>Totals</b>				<b>7-9</b>	<b>16/16</b>	<b>136</b>	<b>87</b>	<b>49</b>	<b>3.0</b>	<b>36.0</b>	<b>NA</b>	<b>NA</b>	<b>0</b>	<b>0</b>	<b>5</b>	<b>2</b>	<b>1</b>	<b>0</b>	<b>0</b>	<b>0</b>

**2016 New Orleans Saints**

Date	Opp	W/L	P/S	Tot	Solo	Asst	Sk	- Yds	QBP	TFL	Int	- Yds	-TD	PD	FF	FR	- Yds	SpT		
Sept 11	Oak	L	S	7	6	1	0.0	0.0	NA	NA	0	0	0	2	0	0	0	0	NA	
Sept 18	@ NYG	L	S	10	7	3	0.0	0.0	NA	NA	0	0	0	0	1	0	0	0	NA	
Sept 26	Atl	L	IA																	
Oct 2	@ SD	W	S	7	5	2	0.0	0.0	NA	NA	0	0	0	0	0	0	0	0	NA	
Oct 16	Car	W	S	8	4	4	0.0	0.0	NA	NA	0	0	0	0	0	0	0	0	NA	
Oct 23	@ KC	L	S	5	4	1	0.0	0.0	NA	NA	0	0	0	0	0	0	0	0	NA	
Oct 30	Sea	W	S	4	4	0	0.0	0.0	NA	NA	0	0	0	0	0	0	0	0	NA	
Nov 6	@ SF	W	S	11	8	3	0.0	0.0	NA	NA	0	0	0	0	1	1	0	0	NA	
Nov 13	Den	L	S	9	7	2	1.0	1.0	NA	NA	1	30	0	2	0	0	0	0	NA	
Nov 17	@ Car	L	S	7	2	5	0.0	0.0	NA	NA	0	0	0	1	0	0	0	0	NA	
Nov 27	LAR	W	S	6	4	2	0.0	0.0	NA	NA	1	0	0	1	0	0	0	0	NA	
Dec 4	Det	L	S	6	5	1	0.0	0.0	NA	NA	0	0	0	0	0	0	0	0	NA	
Dec 11	@ TB	L	SUS																	
Dec 18	@ Ari	WSUS																		
Dec 24	TB	WSUS																		
Jan 1	@ Atl	L	SUS																	
<b>Totals</b>				<b>7-9</b>	<b>11/11</b>	<b>80</b>	<b>56</b>	<b>24</b>	<b>1.0</b>	<b>1.0</b>	<b>NA</b>	<b>NA</b>	<b>2</b>	<b>30</b>	<b>0</b>	<b>6</b>	<b>2</b>	<b>1</b>	<b>0</b>	<b>1</b>

**2017 New Orleans Saints**

Date	Opp	W/L	P/S	Tot	Solo	Asst	Sk	- Yds	QBP	TFL	Int	- Yds	-TD	PD	FF	FR	- Yds	SpT	
Sept 11	@ Min	L	S	6	5	1	0.0	0.0	NA	NA	0	0	0	0	0	0	0	0	NA
Sept 17	NE	L	S	5	5	0	0.0	0.0	NA	NA	0	0	0	0	0	0	0	0	NA
Sept 24	@ Car	W	S	6	4	2	0.0	0.0	NA	NA	1	30	0	2	0	0	0	0	NA
Oct 1	@ Mia	W	S	4	4	0	0.0	0.0	NA	NA	0	0	0	0	0	0	0	0	NA
Oct 15	Det	W	S	4	3	1	0.0	0.0	NA	NA	1	11	0	3	0	1	0	0	NA
Oct 22	@ GB	W	S	4	2	2	0.0	0.0	NA	NA	1	0	0	1	0	0	0	0	NA
Oct 29	Chi	W	S	9	6	3	0.5	4.5	NA	NA	0	0	0	1	0	0	0	0	NA
Nov 5	TB	W	S	1	1	0	0.0	0.0	NA	NA	0	0	0	0	0	0	0	0	NA
Nov 12	@ Buf	W	IA																
Nov 19	Was	W	IA																
Nov 26	@ LAR	L	S	5	4	1	0.0	0.0	NA	NA	0	0	0	0	0	0	0	0	NA
Dec 3	Car	W	S	3	3	0	1.0	3.0	NA	NA	0	0	0						

## KENNY VACCARO'S GAME-BY-GAME CONT.

### 2019 Tennessee Titans

Date	Opp	W/L	P/S	Tot	Solo	Asst	Sk	- Yds	QBP	TFL	Int	- Yds	-TD	PD	FF	FR	- Yds	SpT	
Sept 8	@ Cle	W	S	13	7	6	0.0	0.0	0	0	0	0	0	0	0	0	0	0	2
Sept 15	Ind	L	S	7	5	2	0.0	0.0	0	0	0	0	0	0	0	0	0	0	0
Sept 19	@ Jax	L	S	5	2	3	0.0	0.0	0	0	0	0	0	0	0	0	0	0	0
Sept 29	@ Atl	W	S	6	5	1	0.0	0.0	0	1	0	0	0	0	0	0	0	0	0
Oct 6	Buf	L	S	4	4	0	0.0	0.0	0	0	0	0	0	0	0	0	0	0	0
Oct 13	@ Den	L	S	8	5	3	0.0	0.0	1	0	0	0	0	0	0	0	0	0	0
Oct 20	LAC	W	S	4	3	1	0.0	0.0	0	0	0	0	0	0	0	0	0	0	1
Oct 27	TB	W	S	7	4	3	0.0	0.0	0	0	0	0	0	1	0	0	0	0	0
Nov 3	@ Car	L	S	3	1	2	0.0	0.0	0	0	0	0	0	1	0	0	0	0	0
Nov 10	KC	W	S	9	3	6	0.0	0.0	0	0	0	0	0	1	0	0	0	0	1
Nov 24	Jax	W	S	6	4	2	1.0	6.0	0	0	0	0	0	0	0	0	0	0	1
Dec 1	@ Ind	W	S	5	4	1	0.0	0.0	0	0	0	0	0	0	0	0	0	0	0
Dec 8	@ Oak	W	S	2	1	1	0.0	0.0	0	0	0	0	0	0	0	0	0	0	1
Dec 15	Hou	L	S	13	4	9	0.0	0.0	0	0	1	2	2	0	0	0	0	0	0
Dec 22	NO	L	S	3	3	0	0.0	0.0	0	0	0	0	0	0	0	0	0	0	1
Dec 29	@ Hou	W	S	9	7	2	0.0	0.0	0	0	0	0	0	0	0	0	0	0	0
<b>Totals</b>	<b>9-7</b>	<b>16/16</b>	<b>104</b>	<b>62</b>	<b>42</b>	<b>1.0</b>	<b>6.0</b>	<b>1</b>	<b>1</b>	<b>1</b>	<b>2</b>	<b>0</b>	<b>5</b>	<b>0</b>	<b>0</b>	<b>0</b>	<b>0</b>	<b>0</b>	<b>7</b>
<b>Playoffs</b>																			
Jan 4	@ NE	W	S	7	3	4	0.0	0.0	0	1	0	0	0	1	0	0	0	0	0
Jan 11	@ Bal	W	S	7	6	1	0.0	0.0	0	0	1	3	0	1	0	0	0	0	0
Jan 19	@ KC	L	S	5	2	3	0.0	0.0	0	0	0	0	0	0	0	0	0	0	0
<b>Totals</b>	<b>2-1</b>	<b>3/3</b>	<b>19</b>	<b>11</b>	<b>8</b>	<b>0.0</b>	<b>0.0</b>	<b>0</b>	<b>1</b>	<b>1</b>	<b>3</b>	<b>0</b>	<b>2</b>	<b>0</b>	<b>0</b>	<b>0</b>	<b>0</b>	<b>0</b>	<b>0</b>

### 2020 Tennessee Titans

Date	Opp	W/L	P/S	Tot	Solo	Asst	Sk	- Yds	QBP	TFL	Int	- Yds	-TD	PD	FF	FR	- Yds	SpT	
Sept 14	@ Den	W	S	6	5	1	0.0	0.0	0	1	0	0	0	1	0	0	0	0	0
Sept 20	Jax	W	S	11	10	1	1.0	4.0	2	2	0	0	0	2	0	0	0	0	0
Sept 27	@ Min	W	S	5	4	1	0.0	0.0	0	0	0	0	0	0	0	0	0	0	0
Oct 13	Buf	W	S	4	4	0	0.0	0.0	0	1	0	0	0	0	0	0	0	0	0
Oct 18	Hou	W	S	8	5	3	0.0	0.0	1	0	0	0	0	0	1	0	0	0	0
Oct 25	Pit	L	S	4	4	0	0.0	0.0	0	0	0	0	0	0	0	0	0	0	0
Nov 1	@ Cin	L	S	4	3	1	0.0	0.0	1	0	0	0	0	0	0	0	0	0	0
Nov 8	Chi	W	S	6	3	3	0.0	0.0	0	0	0	0	0	0	0	0	0	0	0
Nov 12	Ind	L	S	8	5	3	0.0	0.0	0	0	0	0	0	0	0	0	0	0	0
Nov 22	@ Bal	W	IA																
Nov 29	@ Ind	W	S	9	7	2	0.0	0.0	0	0	0	0	0	0	0	0	0	0	0
Dec 6	Cle																		
Dec 13	@ Jax																		
Dec 20	Det																		
Dec 27	@ GB																		
Jan 3	@ Hou																		
<b>Totals</b>	<b>8-3</b>	<b>10/10</b>	<b>65</b>	<b>49</b>	<b>16</b>	<b>1.0</b>	<b>4.0</b>	<b>4</b>	<b>4</b>	<b>0</b>	<b>0</b>	<b>0</b>	<b>0</b>	<b>4</b>	<b>0</b>	<b>0</b>	<b>0</b>	<b>0</b>	<b>0</b>

## KENNY VACCARO'S NFL STATISTICS

REGULAR SEASON				TACKLES								INTERCEPTIONS					FUMBLES			
Year	Team	GP	GS	Tot	Solo	Asst	Sk	Yds	QBP	TFL	No	Yds	Lg	TD	PD	FF	FR	Yds	SpT	
2013	New Orleans	14	14	93	60	33	1.0	8.0	NA	NA	1	29	29	0	6	1	0	0	3	
2014	New Orleans	15	14	113	63	50	1.0	7.0	NA	NA	2	45	45	0	5	0	0	0	2	
2015	New Orleans	16	16	136	87	49	3.0	36.0	NA	NA	0	0	0	0	5	2	1	0	0	
2016	New Orleans	11	11	80	56	24	1.0	1.0	NA	NA	2	30	30	0	6	2	1	0	1	
2017	New Orleans	12	12	60	48	12	1.5	7.5	NA	NA	3	41	30	0	7	0	1	0	0	
2018	Tennessee	13	13	70	45	25	2.0	2.0	3	4	1	0	0	0	5	0	0	0	0	
2019	Tennessee	16	16	104	62	42	1.0	6.0	1	1	1	2	2	0	5	0	0	0	7	
2020	Tennessee	10	10	65	49	16	1.0	4.0	4	4	0	0	0	0	4	0	0	0	0	
<b>NFL Totals</b>		<b>107</b>	<b>106</b>	<b>721</b>	<b>470</b>	<b>251</b>	<b>11.5</b>	<b>71.5</b>	<b>8</b>	<b>9</b>	<b>10</b>	<b>147</b>	<b>45</b>	<b>0</b>	<b>43</b>	<b>5</b>	<b>3</b>	<b>8</b>	<b>13</b>	

PLAYOFFS				TACKLES								INTERCEPTIONS					FUMBLES			
Year	Team	GP	GS	Tot	Solo	Asst	Sk	Yds	QBP	TFL	No	Yds	Lg	TD	PD	FF	FR	Yds	SpT	
2013	New Orleans	0	0	0	0	0	0.0	0.0	NA	NA	0	0	0	0	0	0	0	0	0	0
2017	New Orleans	0	0	0	0	0	0.0	0.0	NA	NA	0	0	0	0	0	0	0	0	0	0
2019	Tennessee	3	3	19	11	8	0.0	0.0	0	1	1	3	3	0	2	0	0	0	0	0
<b>Playoff Totals</b>		<b>3</b>	<b>3</b>	<b>19</b>	<b>11</b>	<b>8</b>	<b>0.0</b>	<b>0.0</b>	<b>0</b>	<b>1</b>	<b>1</b>	<b>3</b>	<b>3</b>	<b>0</b>	<b>2</b>	<b>0</b>	<b>0</b>	<b>0</b>	<b>0</b>	

### Single-Game Highs

Tackles - 16 (Twice, last at Houston 11/29/15)  
 Interceptions - 1 (10 times, last vs. Houston 12/15/19)  
 Interception Long - 45 at Detroit (10/19/14)  
 Sacks - 2 vs. Jacksonville (12/27/15)  
 Passes Defensed - 3 vs. Detroit (10/15/17)  
 Forced Fumble - 1 (Five times, last at San Francisco 11/6/16)  
 Fumble Recovery - 1 (Three times, last vs. Detroit 10/15/17)  
 Special Teams Tackles - 2 (Twice, last at Cleveland (9/8/19))

### Playoff Single-Game Highs

Tackles - 7 (Twice, last at Baltimore 1/11/20)  
 Interceptions - 1 at Baltimore (1/11/20)  
 Passes Defensed - 1 (Twice, last at Baltimore 1/11/20)  
 Tackles For Loss - 1 at New England (1/4/20)

### Additional Statistics

Touchdowns - 1, fumble recovery in the end zone vs. Detroit (10/15/17)





**15 NICK WESTBROOK-IKHINE**

WIDE RECEIVER • 6'2" • 211 LBS • COLLEGE: INDIANA  
 ACQUIRED: FREE AGENT - 2020 • NFL EXPERIENCE (NFL/TITANS): ROOKIE  
 HOMETOWN: LAKE MARY, FLA.  
 GAMES PLAYED/GAMES STARTED: 10/1 (PLAYOFFS: 0/0)

**PRO:** The Titans signed Nick Westbrook-Ikhine as a rookie free agent following the 2020 NFL Draft. The 6-foot-2-inch, 211-pounder appeared in 52 games with 36 starts and totaled 144 receptions for 2,226 yards with 16 touchdowns over four seasons at Indiana. The Lake Mary, Fla., native ranked sixth in school history in catches, seventh in yardage and touchdowns, and tied for seventh in 100-yard receiving games (six), and became the seventh Hoosier to reach 125 receptions and 2,000 yards.

**CAREER TRANSACTIONS:**

- The Lake Mary, Fla., native was signed by the Titans as a rookie free agent on May 7, 2020.
- Waived by the Titans on Sept. 5, 2020 and signed to the practice squad a day later.
- Activated from the practice squad to the active roster standard elevation on Sept. 14, 2020.
- Signed by the Titans from the practice squad to the active roster on Sept. 16, 2020.

**SEASON RECAPS:**

- 2020 (10/1):** Made his NFL debut against Jacksonville (9/20/20). Made his first career start against Houston (10/18/20).
- At Denver (9/14), was inactive.
  - Against Jacksonville (9/20), played as a reserve on special teams and at wide receiver in his first NFL contest.
  - At Minnesota (9/27), saw action as a reserve at wide receiver and on special teams.
  - Against Buffalo (10/13), played significant snaps as a reserve at wide receiver and notched his first career NFL reception for seven yards.
  - Against Houston (10/18), made his first career start at wide receiver and hauled in a two-point conversion in the fourth quarter. Increased the Titans' lead to 29-23 with a two-point conversion grab in the back of the endzone in the fourth quarter.
  - Against Pittsburgh (10/25), played as a reserve on special teams.
  - At Cincinnati (11/1), saw action as a reserve on special teams and limited snaps at wide receiver.
  - Against Chicago (11/8), played as a reserve on special teams and at wide receiver.
  - Against Indianapolis (11/12), saw action as a reserve at wide receiver and on special teams.
  - At Baltimore (11/22), played as a reserve on special teams and caught one pass from Logan Woodside for seven yards on a fake punt in the second quarter.
  - At Indianapolis (11/29), saw action as a reserve on special teams.

**COLLEGE:**

- Appeared 52 games with 36 starts and totaled 144 receptions for 2,226 yards with 16 touchdowns over four seasons at Indiana. Ranked sixth in school history in catches, seventh in yardage and touchdowns, and tied for seventh in 100-yard receiving games (six). Became the seventh Hoosier to reach 125 receptions and 2,000 yards.
- As a senior (2019), appeared in all 13 games and made 12 starts. Caught 42 passes for 572 yards and a team-high five touchdowns. Named as a William V. Campbell Trophy semifinalist.
- Against Ball State (8/31), made three receptions for 103 yards including a 75-yard touchdown.
- As a redshirt junior (2018), started all 12 games and made 42 catches for a team-leading 590 yards and four touchdowns. Named to the Biletnikoff Award Watch List.
- At Ohio State (10/6), caught five passes for 109 yards and one

touchdown.

- As a junior (2017), received a medical redshirt after suffering a season-ending injury in the season opener.
- As a sophomore (2016), saw action in all 13 games and made 12 starts. Made 54 receptions for 995 yards and six touchdowns, all of which were career-high marks. His 995 yards led the team and ranked seventh on Indiana's single-season list.
- At Northwestern (10/22), made 10 catches for 126 yards and added a three-yard rushing touchdown.
- As a freshman (2015), appeared in all 13 games and made six receptions for 69 yards and one touchdown.
- Graduated in December 2019 with a business marketing degree from Indiana.

**PERSONAL:**

- Attended Lake Mary (Fla.) High School where he was named first team all-state, all-district and All-Central Florida as a senior after he recorded 84 receptions for 1,853 yards and 21 touchdowns.
- Caught 52 passes for 826 yards and 13 scores as a junior.
- Also lettered in track and field and lacrosse.
- Son of Amy and Jeff Nickel.
- Follow Westbrook-Ikhine on Twitter @nick\_west15 and on Instagram @nickwestbrook15.
- Born Nicholas Westbrook-Ikhine on March 21, 1997 in Lake Mary, Fla.

## NICK WESTBROOK-IKHINE'S GAME-BY-GAME

2020 Tennessee Titans				RECEIVING															
Date	Opp.	W/L	P/S	No	Yds	Avg	Lg	TD											
Sept 14	@ Den	W	IA						Nov 22	@ Bal	W	p	1	7	7.0	7	0		
Sept 20	Jax	W	p	0	0	-	0	0	Nov 29	@ Ind	W	p	0	0	-	0	0		
Sept 27	@ Min	W	p	0	0	-	0	0	Dec 6	Cle									
Oct 13	Buf	W	p	1	7	7.0	7	0	Dec 13	@ Jax									
Oct 18	Hou	W	S	0	0	-	0	0	Dec 20	Det									
Oct 25	Pit	L	p	0	0	-	0	0	Dec 27	@ GB									
Nov 1	@ Cin	L	p	0	0	-	0	0	Jan 3	@ Hou									
Nov 8	Chi	W	p	0	0	-	0	0	<b>Totals</b>				<b>8-3</b>	<b>10/1</b>	<b>2</b>	<b>14</b>	<b>7.0</b>	<b>7</b>	<b>0</b>
Nov 12	Ind	L	p	0	0	-	0	0											

## NICK WESTBROOK-IKHINE'S NFL STATISTICS

REGULAR SEASON			RECEIVING						RUSHING				
Year	Team	GP	GS	No	Yds	Avg	Lg	TD	Att	Yds	Avg	Lg	TD
2020	Tennessee	10	1	2	14	7.0	7	0	0	0	-	0	0
<b>NFL Totals</b>		<b>10</b>	<b>1</b>	<b>2</b>	<b>14</b>	<b>7.0</b>	<b>7</b>	<b>0</b>	<b>0</b>	<b>0</b>	<b>-</b>	<b>0</b>	<b>0</b>

### Single-Game Highs

Receptions - **1 (Twice, last at Baltimore 11/22/20)**  
 Receiving Yards - **7 (Twice, last at Baltimore 11/22/20)**  
 Long Reception - **7 (Twice, last at Baltimore 11/22/20)**

### Additional Career Statistics

Misc. Tackles - **1 (2020)**  
 Two-Point Conversions - **1 reception (2020)**



# 79 ISAIAH WILSON

OFFENSIVE LINEMAN • 6'6" • 350 LBS • COLLEGE: GEORGIA  
ACQUIRED: 1ST ROUND - 2020 • NFL EXPERIENCE (NFL/TITANS): ROOKIE  
HOMETOWN: BROOKLYN, N.Y.  
GAMES PLAYED/GAMES STARTED: 1/0 (PLAYOFFS: 0/0)



**PRO:** The Titans used their first pick (29th overall) in the 2020 NFL Draft on massive Georgia offensive lineman Isaiah Wilson with the expectation that he would compete for playing time at right tackle as a rookie. The 6-foot-6-inch, 350-pounder brings athleticism to the position in addition to his imposing size. A native of Brooklyn, N.Y., he declared for the NFL Draft despite having two years of eligibility remaining at Georgia. Following a redshirt season, he started 24 total games for the Bulldogs from 2018 to 2019.

### TITANS TIDBITS:

- Wilson enjoys watching cartoons, and he has a particular fondness for "SpongeBob SquarePants." "I can really dissect it deeply and learn a lot from it," he says.
- Wilson is comfortable working in the kitchen, dishing out everything from French toast to mac and cheese and collared greens to his family. He was employed at a summer camp for three summers in high school, spending much of that time in the camp kitchen.
- One of his rituals is eating an ice cream sundae the night before every game.
- Wilson welcomed the opportunity to begin his career in Music City. He listens to a diverse range of music, listing Travis Scott, Brantley Gilbert, Aretha Franklin and Mötley Crüe as a sampling of his many favorites.
- Prior to being drafted by the Titans, Wilson, a video game enthusiast, would choose the Titans when he played Madden NFL because of Derrick Henry. "You can't stop him," Wilson says.

### CAREER TRANSACTIONS:

- The Brooklyn, N.Y., native was selected by the Titans in the first round (29th overall) of the 2020 NFL Draft.

### SEASON RECAPS:

**2020 (1/0):** Played in his first career NFL contest at Indianapolis (11/29/20).

- Against Houston (10/18), was inactive.
- Against Pittsburgh (10/25), was inactive.
- At Cincinnati (11/1), was inactive.
- Against Chicago (11/8), was inactive.
- Against Indianapolis (11/12), was inactive.
- At Baltimore (11/22), suited up but did not play.
- At Indianapolis (11/29), made his NFL debut as a reserve at right tackle late in the game.

### COLLEGE:

- After redshirting in 2017, Wilson played two seasons at Georgia (2018-19), appearing in 25 total games with 24 starts. All of his starts came at right tackle. The Bulldogs finished 11-3 in 2018 and 12-2 in 2019 in his two playing seasons in Athens.

**AS A SOPHOMORE (2019),** appeared in 11 games with 10 starts at right tackle. He was named second-team Associated Press All-SEC and was the co-winner of Offensive "Up Front" Award.

- Played every offensive snap against Kentucky, Florida, Auburn and Texas A&M, and played over 95 percent of offensive snaps in three others (Vanderbilt, Tennessee, Missouri). Missed Murray State and Arkansas games due to injury.

**AS A REDSHIRT FRESHMAN (2018),** named to the Football Writers Association of America Freshman All-America Team and the 2018 Coaches Freshman All-SEC Team. He started at right tackle in all 14 games.

- Played on 95 percent of Georgia's offensive snaps during the Bulldogs' eight SEC games, including every snap in the last four conference games.
- Co-winner of the team's Offensive Most Improved Player Award.

**AS A TRUE FRESHMAN (2017),** redshirted.

- Majored in psychology with a minor in religion at Georgia.

### PERSONAL:

- Splits time between Nashville and Brooklyn, N.Y.
- Attended Poly Prep Country Day School (Brooklyn, N.Y.), where he earned Parade All-America honorable mention. His honors also included American Family Insurance 2016 USA Today All-USA Second-Team Offense, New York City's Mr. Football Award by the National Football Foundation, New York State Sports Writers Association 2016 Class AA Player of the Year Award and Class AA All-State First-Team Offense.
- He was named a five-star prospect by PrepStar Magazine, ESPN.com, Rivals and 247Sports. Nationally, he was PrepStar's second-ranked prospect, ESPN's second-ranked tackle, Rivals' 17th-ranked prospect (No. 1 in New York), 247Sports' 16th-ranked prospect (No. 1 in New York).
- In 2016, played a limited number of plays at quarterback in a wildcat offense and scored three touchdowns on 20 yards in one game.
- Received NYSSWA 2015 Class AA All-State First Team Offense honors in his junior year.
- Also wrestled and played lacrosse in high school.
- Son of Merrell and Sharese Wilson.
- Has one dog, a Yorkie named Jax.
- Follow Wilson on Twitter at @\_LayZay\_.
- Follow Wilson on Instagram at @7ninee.
- List of favorites includes (TV show) "Criminal Minds" and (movie) "2 Fast 2 Furious."
- Born Isaiah Terrell Wilson on Feb. 12, 1999 in Brooklyn, N.Y.

## ISAIAH WILSON'S COLLEGE STATISTICS

### REGULAR SEASON

Year	Team	GP	GS
2017	Georgia	Redshirted	
2018	Georgia	14	14
2019	Georgia	11	10
<b>College Totals</b>		<b>25</b>	<b>24</b>

#### Starts Breakdown:

2018 - RT 14; 2019 - RT 10

## ISAIAH WILSON'S NFL STATISTICS

### REGULAR SEASON

Year	Team	GP	GS
2020	Tennessee	1	0
<b>NFL Totals</b>		<b>1</b>	<b>0</b>

#### Starts Breakdown:

2020 -

#### Additional Career Statistics

Misc. Tackles -





# 5 LOGAN WOODSIDE

QUARTERBACK • 6'1" • 213 LBS • COLLEGE: TOLEDO

ACQUIRED: FREE AGENT - 2018 • NFL EXPERIENCE (NFL/TITANS): 1/1

HOMETOWN: FRANKFORT, KY.

GAMES PLAYED/GAMES STARTED: 3/0 (PLAYOFFS: 0/0)



**PRO:** Quarterback Logan Woodside spent the first three weeks of the 2018 season with the Titans on the practice squad, and he re-signed with the club during the 2019 offseason following a stint with the Alliance of American Football League's San Antonio Commanders. The 6-foot-1 inch, 213-pounder was originally drafted by the Cincinnati Bengals in the seventh round (249th overall) of the 2018 NFL Draft. A native of Frankfort, Ky., he established program records at Toledo in passing yards (10,514), touchdowns (93), passing efficiency (162.87) and 300-yard games (17) during a four-year career. His 93 touchdown passes ranks fifth all-time in MAC history.

#### CAREER HIGHLIGHTS:

- Holds Toledo's records for passing yards (10,514), touchdowns (93), passing efficiency (162.87) and 300-yard games (17). Tied for fourth in completion percentage (65.1%).
- As a senior (2017), Woodside was named MAC Offensive Player of the Year and first-team All-MAC. He led the MAC in completion percentage (64.2), passing efficiency (162.2), touchdown passes (28), yards per completion (14.7) and yards per attempts (9.45).

#### TITANS TIDBITS:

- In his free time, he enjoys playing golf and fishing in his home state of Kentucky.
- His hometown of Frankfort, Ky., is a three-hour drive from Nashville.
- During the 2019 offseason, Woodside played for the Alliance of American Football League's San Antonio Commanders. In seven AAF games, he completed 116 of 201 passes for 1,385 yards and seven touchdowns.

#### CAREER TRANSACTIONS:

- The Frankfort, Ky., native was originally selected by the Cincinnati Bengals in the seventh round (249th overall) of the 2018 NFL Draft.
- Waived by the Bengals on Sept. 1, 2018.
- Signed by the Titans to the practice squad on Sept. 3, 2018.
- Released by the Titans from the practice squad on Sept. 25, 2018.
- Re-signed by the Titans on April 8, 2019.
- Waived by the Titans on Aug. 31, 2019, and signed to the team's practice squad a day later.
- Placed on practice squad injured on Sept. 12, 2019.
- Signed by the Titans to a future's contract on Jan. 20, 2020.

#### SEASON RECAPS:

**2020 (3/0):** Appeared in his first career NFL contest against Indianapolis (11/12/20).

- At Denver (9/14), did not play as the backup quarterback.
- Against Jacksonville (9/20), did not play as the backup quarterback.
- At Minnesota (9/27), did not play as the backup quarterback.
- Against Buffalo (10/13), did not play as the backup quarterback.
- Against Houston (10/18), did not see action as the backup quarterback.
- Against Pittsburgh (10/25), did not play as the backup quarterback.
- At Cincinnati (11/1), did not play as the backup quarterback.
- Against Chicago (11/8), did not play as the backup quarterback.
- Against Indianapolis (11/12), made his NFL debut as a reserve late in the fourth quarter but did not attempt a pass.
- At Baltimore (11/22), completed his first career pass on a fake punt with a seven-yard connection to Nick Westbrook-Ikhine in the second quarter.
- At Indianapolis (11/29), entered the game as a reserve for the final series and kneeled three times for minus five yards.

**2019 (0/0, 0/0):** Began the season on the practice squad and was placed

on the practice squad injured list in Week 1.

#### COLLEGE:

- Appeared in 43 games over four seasons at Toledo and set program records for passing yards (10,514), touchdowns (93), passing efficiency (162.87) and 300-yard games (17). Woodside ranks fifth all-time in MAC history with 93 touchdown passes. Completed 759 of 1,166 passes for 10,514 yards and 93 touchdowns, averaging 244.5 yards per game, and also carried the ball 146 times for 88 yards and four touchdowns. Went 29-9 as a starter over four seasons.
- As a senior (2017), appeared in 14 contests and completed 264 of 411 passes for 3,882 yards with 28 touchdowns and eight interceptions. Led the MAC in completion percentage (64.2), passing efficiency (162.2), touchdowns (28), passing yards (3,882), yards per completion (14.7), and yards per attempt (9.45). Named MAC Offensive Player of the Year, earned Vern Smith Leadership Award (MAC MVP), first-team All-MAC, and named MAC West Offensive Player of the Week three times. Also named official contender for the Heisman Trophy by the Heisman Trophy Trust. Had six 300-yard passing games as a senior, including one 400-yard game against Tulsa (9/16).
- As a junior (2016), saw action in 13 games and was a first-team All-MAC selection. Completed 289 of 418 passes for 4,129 yards with 45 touchdowns and nine interceptions. His 45 touchdowns led the nation and broke the previous Toledo record of 29. Led the MAC and ranked sixth in the nation in passing yards per game (317.6), second in the MAC and fourth in the nation in completion percentage (69.1%) and threw at least three touchdown passes in 12 of 13 games. Named a Heisman Trophy contender by the Heisman Trophy Trust.
- Redshirted in 2015 and retained junior eligibility.
- As a sophomore (2014), appeared in 12 contests and completed 185 of 296 passes for 2,263 yards with 19 touchdowns and eight interceptions. Ranked fourth in the MAC in passing efficiency (142.5) and completion percentage (62.5%).
- As a freshman (2013), played in four games with one start as a true freshman. Completed 21 of 41 attempts for 240 yards and one touchdown.
- Graduated from Toledo in 2016 with a degree in marketing.

#### PERSONAL:

- Attended Franklin County (Ky.) High School and earned first-team all-state honors from MaxPreps as a senior.
- As a senior, completed 138 of 212 passes for 2,951 yards and a school record 41 touchdowns. Led his school to a 12-1 record and advanced to the third round of state playoffs. Rushed for 428 yards and nine touchdowns, and added 65.5 tackles, five interceptions and 13 passes defended on defense.
- As a junior, threw for 2,560 yards and 29 touchdowns. Rushed for 417 yards and seven touchdowns.
- Son of Jason Woodside and Emily Cleveland.
- Has one step-brother, Tyler Cleveland.
- Born Logan Miles Woodside on Jan. 27, 1995 in Frankfort, Ky.

## LOGAN WOODSIDE'S GAME-BY-GAME CONT.

2020 Tennessee Titans				PASSING											RUSHING					COMBINED RUSH + PASS	
Date	Opp	W/L	P/S	Att	Cmp	Pct	Yds	Yds/Att	TD	Int	Lg	Sk	Lst	Rating	Att	Yds	Avg	Lg	TD	Yards	Touchdowns
Sept 14	@ Den	W	DNP																		
Sept 20	Jax	W	DNP																		
Sept 27	@ Min	W	DNP																		
Oct 13	Buf	W	DNP																		
Oct 18	Hou	W	DNP																		
Oct 25	Pit	L	DNP																		
Nov 1	@ Cin	L	DNP																		
Nov 8	Chi	W	DNP																		
Nov 12	Ind	L	p	0	0	-	0	-	0	0	0	0	0	-	0	0	-	0	0	0	0
Nov 22	@ Bal	W	p	1	1	100.0	7	7.0	0	0	7	0	0	95.8	0	0	-	0	0	7	7
Nov 29	@ Ind	W	p	0	0	-	0	-	0	0	0	0	0	-	3	-5	-1.7	-1	0	-5	-5
Dec 6	Cle																				
Dec 13	@ Jax																				
Dec 19/20	Det																				
Dec 27	@ GB																				
Jan 3	@ Hou																				
<b>Totals</b>		<b>8-3</b>	<b>3/0</b>	<b>1</b>	<b>1</b>	<b>100.0</b>	<b>7</b>	<b>7.0</b>	<b>0</b>	<b>0</b>	<b>7</b>	<b>0</b>	<b>0</b>	<b>95.8</b>	<b>3</b>	<b>-5</b>	<b>-1.7</b>	<b>-1</b>	<b>0</b>	<b>2</b>	<b>2</b>

## LOGAN WOODSIDE'S NFL STATISTICS

REGULAR SEASON			PASSING											RUSHING				
Year	Team	GP/GS	Att	Cmp	Pct	Yds	Yd/Att	TD	INT	Lg	Sk	Yds	Rat	Att	Yds	Avg	Lg	TD
2020	TEN	3/0	1	1	100.0	7	7.0	0	0	7	0	0	95.8	3	-5	-1.7	-1	0
<b>NFL Totals</b>		<b>3/0</b>	<b>1</b>	<b>1</b>	<b>100.0</b>	<b>7</b>	<b>7.0</b>	<b>0</b>	<b>0</b>	<b>7</b>	<b>0</b>	<b>0</b>	<b>95.8</b>	<b>3</b>	<b>-5</b>	<b>-1.7</b>	<b>-1</b>	<b>0</b>

### Single-Game Highs

Attempts - **1 at Baltimore (11/22/20)**

Completions - **1 at Baltimore (11/22/20)**

Passing Yards - **7 at Baltimore (11/22/20)**

Touchdown Passes -

Long Completion - **7 at Baltimore (11/22/20)**

Completion Percentage -

Passer Rating -



TENNESSEE  
**TITANS**

**NFL STATISTICS**

**WEEK 12 / THROUGH SUNDAY, NOVEMBER 29, 2020**

**AFC / LEADING PASSERS**

Player, Team	Att	Comp	Pct		Avg		Pct			Pct Rating	
			Comp	Yds	Gain	TD	TD	Long	Int	Int	Points
Mahomes, K.C.	423	291	68.8	3497	8.27	30	7.1	75t	2	0.5	115.5
Watson, Hou.	363	250	68.9	3201	8.82	24	6.6	77t	5	1.4	112.5
<b>Tannehill, Ten.</b>	<b>334</b>	<b>217</b>	<b>65.0</b>	<b>2608</b>	<b>7.81</b>	<b>23</b>	<b>6.9</b>	<b>73t</b>	<b>4</b>	<b>1.2</b>	<b>106.7</b>
Carr, L.V.	348	241	69.3	2646	7.60	19	5.5	72t	4	1.1	104.9
J. Allen, Buf.	388	267	68.8	3028	7.80	22	5.7	49	8	2.1	102.3
Roethlisberger, Pit.	380	255	67.1	2534	6.67	24	6.3	84t	5	1.3	101.4
*Herbert, LA-C	402	269	66.9	3015	7.50	23	5.7	72t	7	1.7	100.9
Minshew, Jac.	267	176	65.9	1855	6.95	13	4.9	51	5	1.9	94.4
Rivers, Ind.	391	263	67.3	2978	7.62	16	4.1	55	9	2.3	93.9
Jackson, Bal.	276	175	63.4	1948	7.06	15	5.4	47	6	2.2	93.4
Fitzpatrick, Mia.	254	174	68.5	1909	7.52	12	4.7	70	8	3.1	93.1
<b>Mayfield, Cle.</b>	<b>294</b>	<b>180</b>	<b>61.2</b>	<b>2108</b>	<b>7.17</b>	<b>17</b>	<b>5.8</b>	<b>43t</b>	<b>7</b>	<b>2.4</b>	<b>92.3</b>
*Burrow, Cin.	404	264	65.3	2688	6.65	13	3.2	67	5	1.2	89.8
Newton, N.E.	266	178	66.9	1984	7.46	4	1.5	50	9	3.4	79.8
Lock, Den.	268	149	55.6	1767	6.59	7	2.6	61	11	4.1	67.5
Darnold, NY-J	218	128	58.7	1242	5.70	3	1.4	69t	8	3.7	64.0

**AFC / LEADING PASSERS, RANKS**

Player, Team	Att	Comp	Pct		Avg		Pct			Pct Rating	
			Comp	Yds	Gain	TD	TD	Long	Int	Int	Points
Mahomes, K.C.	1	1	4	1	2	1	1		1	1	1
Watson, Hou.	7	7	2	2	1	2t	3		4t	6	2
<b>Tannehill, Ten.</b>	<b>9</b>	<b>9</b>	<b>12</b>	<b>8</b>	<b>3</b>	<b>4t</b>	<b>2</b>		<b>2t</b>	<b>3</b>	<b>3</b>
Carr, L.V.	8	8	1	7	6	7	8		2t	2	4
J. Allen, Buf.	5	3	3	3	4	6	7		11t	9	5
Roethlisberger, Pit.	6	6	7	9	13	2t	4		4t	5	6
*Herbert, LA-C	3	2	9	4	8	4t	6		9t	7	7
Minshew, Jac.	13	12	10	14	12	11t	10		4t	8	8
Rivers, Ind.	4	5	6	5	5	9	12		14t	11	9
Jackson, Bal.	11	13	13	12	11	10	9		8	10	10
Fitzpatrick, Mia.	15	14	5	13	7	13	11		11t	13	11
<b>Mayfield, Cle.</b>	<b>10</b>	<b>10</b>	<b>14</b>	<b>10</b>	<b>10</b>	<b>8</b>	<b>5</b>		<b>9t</b>	<b>12</b>	<b>12</b>
*Burrow, Cin.	2	4	11	6	14	11t	13		4t	4	13
Newton, N.E.	14	11	8	11	9	17	15		14t	14	14
Lock, Den.	12	15	16	15	15	14	14		16	16	15
Darnold, NY-J	16	16	15	16	16	18t	16		11t	15	16

**AFC / FOURTH-QUARTER PASSING LEADERS**

Rank	Player, Team	Att	Comp	Comp%	Yards	YPA	TD	TD%	Int	Int%	Rating
1)	Mahomes, K.C.	92	65	70.7	791	8.60	10	10.9	1	1.1	128.5
2)	Roethlisberger, Pit.	83	65	78.3	621	7.48	8	9.6	1	1.2	124.9
3)	Watson, Hou.	102	68	66.7	939	9.21	10	9.8	2	2.0	120.5
4)	J. Allen, Buf.	91	66	72.5	882	9.69	6	6.6	3	3.3	111.1
<b>5)</b>	<b>Tannehill, Ten.</b>	<b>93</b>	<b>64</b>	<b>68.8</b>	<b>626</b>	<b>6.73</b>	<b>7</b>	<b>7.5</b>	<b>1</b>	<b>1.1</b>	<b>108.1</b>
6)	*Burrow, Cin.	106	74	69.8	738	6.96	6	5.7	2	1.9	100.3
7)	Jackson, Bal.	50	31	62.0	339	6.78	2	4.0	0	0.0	95.3
8)	Carr, L.V.	75	50	66.7	443	5.91	5	6.7	2	2.7	93.4
9)	Minshew, Jac.	94	57	60.6	615	6.54	6	6.4	2	2.1	92.3
10)	*Herbert, LA-C	110	76	69.1	749	6.81	4	3.6	3	2.7	88.8
<b>11)</b>	<b>Mayfield, Cle.</b>	<b>51</b>	<b>27</b>	<b>52.9</b>	<b>377</b>	<b>7.39</b>	<b>4</b>	<b>7.8</b>	<b>2</b>	<b>3.9</b>	<b>86.8</b>
12)	Newton, N.E.	85	56	65.9	598	7.04	1	1.2	1	1.2	85.3
13)	Rivers, Ind.	102	68	66.7	724	7.10	3	2.9	3	2.9	84.8
14)	Lock, Den.	90	52	57.8	649	7.21	6	6.7	6	6.7	74.7
15)	Fitzpatrick, Mia.	65	42	64.6	396	6.09	2	3.1	4	6.2	65.9
16)	Darnold, NY-J	58	32	55.2	268	4.62	1	1.7	2	3.4	58.7
17)	Flacco, NY-J	48	22	45.8	230	4.79	1	2.1	1	2.1	58.5
18)	*Luton, Jac.	37	21	56.8	186	5.03	0	0.0	2	5.4	47.8

**AFC / THIRD-DOWN PASSING LEADERS**

Rank	Player, Team	Att	Comp	Comp%	Yards	YPA	TD	TD%	Int	Int%	Rating
1)	Mahomes, K.C.	92	61	66.3	885	9.62	10	10.9	0	0.0	133.7
2)	Minshew, Jac.	63	45	71.4	497	7.89	6	9.5	1	1.6	119.6
3)	Carr, L.V.	98	66	67.3	903	9.21	6	6.1	1	1.0	112.8
4)	*Herbert, LA-C	104	66	63.5	813	7.82	12	11.5	4	3.8	110.0
5)	Roethlisberger, Pit.	110	76	69.1	809	7.35	7	6.4	2	1.8	103.9
6)	J. Allen, Buf.	79	53	67.1	616	7.80	5	6.3	2	2.5	101.0
7)	Jackson, Bal.	77	48	62.3	566	7.35	6	7.8	2	2.6	99.8
8)	Watson, Hou.	83	48	57.8	604	7.28	4	4.8	1	1.2	91.6
<b>9)</b>	<b>Tannehill, Ten.</b>	<b>92</b>	<b>49</b>	<b>53.3</b>	<b>498</b>	<b>5.41</b>	<b>5</b>	<b>5.4</b>	<b>1</b>	<b>1.1</b>	<b>82.6</b>
10)	*Burrow, Cin.	91	55	60.4	639	7.02	2	2.2	3	3.3	75.3
11)	Rivers, Ind.	100	60	60.0	732	7.32	4	4.0	5	5.0	75.1
12)	Fitzpatrick, Mia.	57	31	54.4	303	5.32	4	7.0	3	5.3	71.0
<b>13)</b>	<b>Mayfield, Cle.</b>	<b>87</b>	<b>44</b>	<b>50.6</b>	<b>493</b>	<b>5.67</b>	<b>4</b>	<b>4.6</b>	<b>4</b>	<b>4.6</b>	<b>64.0</b>
14)	Lock, Den.	75	41	54.7	498	6.64	2	2.7	4	5.3	62.0
15)	Darnold, NY-J	65	33	50.8	368	5.66	1	1.5	4	6.2	47.5



**WEEK 12 / THROUGH SUNDAY, NOVEMBER 29, 2020****AFC / LEADING RUSHERS**

Rank	Player, Team	Att	Yards	Avg	Long	TD
<b>1)</b>	<b>Henry, Ten.</b>	<b>256</b>	<b>1257</b>	<b>4.9</b>	<b>94t</b>	<b>12</b>
2)	*J. Robinson, Jac.	194	890	4.6	39	6
3)	Jacobs, L.V.	206	782	3.8	24	9
<b>4)</b>	<b>Chubb, Cle.</b>	<b>115</b>	<b>719</b>	<b>6.3</b>	<b>59</b>	<b>6</b>
<b>5)</b>	<b>Hunt, Cle.</b>	<b>157</b>	<b>706</b>	<b>4.5</b>	<b>33</b>	<b>4</b>
6)	*Edwards-Helaire, K.C.	151	692	4.6	31	4
7)	Conner, Pit.	145	645	4.4	59	5
8)	Jackson, Bal. (QB)	103	575	5.6	50t	3
9)	Harris, N.E.	110	561	5.1	41	2
10)	Gordon, Den.	134	554	4.1	43t	6
11)	Gore, NY-J	141	521	3.7	17	1
12)	*Taylor, Ind.	135	518	3.8	21	4
13)	Singletary, Buf.	110	483	4.4	24	1
14)	Mixon, Cin.	119	428	3.6	34t	3
15)	Lindsay, Den.	82	414	5.0	55t	1
16)	Da. Johnson, Hou.	103	408	4.0	29	3
17t)	Gaskin, Mia.	100	387	3.9	21	2
17t)	Newton, N.E. (QB)	92	387	4.2	38	9
19)	*Dobbins, Bal.	72	380	5.3	44	3
20)	Edwards, Bal.	85	376	4.4	25	3
21)	*Kelley, LA-C	109	346	3.2	33	2
22)	Booker, L.V.	59	326	5.5	43	3
23)	J. Allen, Buf. (QB)	81	311	3.8	19	6
24t)	Watson, Hou. (QB)	62	293	4.7	16	2
24t)	Wilkins, Ind.	78	293	3.8	22	1
26)	Ekeler, LA-C	63	292	4.6	15	1
27)	*Moss, Buf.	68	283	4.2	31	3
28)	Burkhead, N.E.	67	274	4.1	18	3
29)	Ingram, Bal.	57	232	4.1	30t	2
30)	Bernard, Cin.	65	223	3.4	15	2

**AFC / THIRD-AND-ONE RUSHING LEADERS**

Rank	Player, Team	Att	FD	Pct
1t)	Snell, Pit.	6	6	100.0
1t)	Bernard, Cin.	4	4	100.0
1t)	*Burrow, Cin.	4	4	100.0
1t)	Yeldon, Buf.	4	4	100.0
5)	Newton, N.E.	10	9	90.0
6)	Edwards, Bal.	8	7	87.5
<b>7)</b>	<b>Hunt, Cle.</b>	<b>7</b>	<b>6</b>	<b>85.7</b>
8)	*Moss, Buf.	5	4	80.0
9t)	Ballage, NY-J-LA-C	4	3	75.0
9t)	Burkhead, N.E.	4	3	75.0
9t)	Gordon, Den.	4	3	75.0
9t)	Gore, NY-J	4	3	75.0
9t)	Du. Johnson, Hou.	4	3	75.0
<b>9t)</b>	<b>Tannehill, Ten.</b>	<b>4</b>	<b>3</b>	<b>75.0</b>
<b>15)</b>	<b>Henry, Ten.</b>	<b>11</b>	<b>8</b>	<b>72.7</b>
16)	Da. Johnson, Hou.	7	5	71.4
17)	Conner, Pit.	6	4	66.7
18)	*J. Robinson, Jac.	8	5	62.5
19)	*Kelley, LA-C	10	6	60.0
20t)	Gaskin, Mia.	6	3	50.0
20t)	Jacobs, L.V.	6	3	50.0
20t)	Mixon, Cin.	6	3	50.0
23)	J. Allen, Buf.	7	3	42.9

**WEEK 12 / THROUGH SUNDAY, NOVEMBER 29, 2020****AFC / LEADERS IN RECEPTIONS**

Rank	Player, Team	Rec	Yards	Avg	Long	TD
1)	Allen, LA-C	85	875	10.3	28	7
2)	Diggs, Buf.	80	945	11.8	49	4
3)	Kelce, K.C. (TE)	74	978	13.2	45	7
4)	Boyd, Cin.	72	725	10.1	25	3
5)	T. Hill, K.C.	68	1021	15.0	75t	13
6)	Waller, L.V. (TE)	64	542	8.5	26	5
7)	Smith-Schuster, Pit.	58	535	9.2	31t	5
8)	Beasley, Buf.	57	667	11.7	29	3
9)	Fuller, Hou.	53	879	16.6	77t	8
10t)	Cooks, Hou.	52	719	13.8	57t	3
10t)	Parker, Mia.	52	642	12.3	28	4
12)	D. Johnson, Pit.	49	537	11.0	46	4
13t)	*Higgins, Cin.	48	673	14.0	67	5
13t)	Henry, LA-C (TE)	48	502	10.5	33	3
<b>15)</b>	<b>Landry, Cle.</b>	<b>46</b>	<b>614</b>	<b>13.3</b>	<b>32</b>	<b>1</b>
16)	Hines, Ind. (RB)	44	362	8.2	29t	4
<b>17)</b>	<b>C. Davis, Ten.</b>	<b>42</b>	<b>619</b>	<b>14.7</b>	<b>50</b>	<b>3</b>
18)	Chark, Jac.	41	534	13.0	73t	4
<b>19t)</b>	<b>A. Brown, Ten.</b>	<b>40</b>	<b>638</b>	<b>16.0</b>	<b>73t</b>	<b>8</b>
19t)	Fant, Den. (TE)	40	435	10.9	32	2
21t)	*Claypool, Pit.	39	559	14.3	84t	8
21t)	Cole, Jac.	39	497	12.7	51	4
23t)	Renfrow, L.V.	38	509	13.4	53	2
23t)	Andrews, Bal. (TE)	38	454	11.9	31t	6
23t)	Cobb, Hou.	38	441	11.6	34	3
26)	*Jeudy, Den.	37	589	15.9	48t	2
27t)	Patrick, Den.	36	563	15.6	61	3
27t)	Meyers, N.E.	36	443	12.3	33	0
27t)	*J. Robinson, Jac. (RB)	36	280	7.8	28	2
30t)	Byrd, N.E.	35	502	14.3	42t	1
30t)	Crowder, NY-J	35	456	13.0	69t	3
30t)	Ebron, Pit. (TE)	35	359	10.3	24	4
30t)	Green, Cin.	35	357	10.2	22	1

**AFC / RECEIVING YARDAGE LEADERS**

Rank	Player, Team	Yards	Rec	Avg	Long	TD
1)	T. Hill, K.C.	1021	68	15.0	75t	13
2)	Kelce, K.C. (TE)	978	74	13.2	45	7
3)	Diggs, Buf.	945	80	11.8	49	4
4)	Fuller, Hou.	879	53	16.6	77t	8
5)	Allen, LA-C	875	85	10.3	28	7
6)	Boyd, Cin.	725	72	10.1	25	3
7)	Cooks, Hou.	719	52	13.8	57t	3
8)	*Higgins, Cin.	673	48	14.0	67	5
9)	Beasley, Buf.	667	57	11.7	29	3
10)	Parker, Mia.	642	52	12.3	28	4
<b>11)</b>	<b>A. Brown, Ten.</b>	<b>638</b>	<b>40</b>	<b>16.0</b>	<b>73t</b>	<b>8</b>
<b>12)</b>	<b>C. Davis, Ten.</b>	<b>619</b>	<b>42</b>	<b>14.7</b>	<b>50</b>	<b>3</b>
<b>13)</b>	<b>Landry, Cle.</b>	<b>614</b>	<b>46</b>	<b>13.3</b>	<b>32</b>	<b>1</b>
14)	*Jeudy, Den.	589	37	15.9	48t	2
15)	Patrick, Den.	563	36	15.6	61	3
16)	*Claypool, Pit.	559	39	14.3	84t	8
17)	Waller, L.V. (TE)	542	64	8.5	26	5
18)	D. Johnson, Pit.	537	49	11.0	46	4
19)	Smith-Schuster, Pit.	535	58	9.2	31t	5
20)	Chark, Jac.	534	41	13.0	73t	4
21)	Williams, LA-C	529	32	16.5	64t	4
22)	Renfrow, L.V.	509	38	13.4	53	2
23t)	Byrd, N.E.	502	35	14.3	42t	1
23t)	Henry, LA-C (TE)	502	48	10.5	33	3
25t)	Agholor, L.V.	497	29	17.1	59t	6
25t)	Cole, Jac.	497	39	12.7	51	4
27)	Crowder, NY-J	456	35	13.0	69t	3
28)	Andrews, Bal. (TE)	454	38	11.9	31t	6
29)	Gesicki, Mia. (TE)	449	30	15.0	70	3
30)	Meyers, N.E.	443	36	12.3	33	0

**WEEK 12 / THROUGH SUNDAY, NOVEMBER 29, 2020****AFC / THIRD-DOWN RECEIVING LEADERS**

Rank	Player, Team	Rec	Yards	Avg	Long	TD
1)	Allen, LA-C	26	284	10.9	28	6
2)	Smith-Schuster, Pit.	22	190	8.6	21	3
3)	Waller, L.V. (TE)	19	190	10.0	26	0
4)	Diggs, Buf.	18	185	10.3	21	1
5)	Boyd, Cin.	17	171	10.1	23	2
6)	Kelce, K.C. (TE)	16	239	14.9	44	2
7t)	T. Hill, K.C.	14	243	17.4	44t	4
7t)	*Claypool, Pit.	14	236	16.9	35t	2
<b>7t)</b>	<b>Firkser, Ten. (TE)</b>	<b>14</b>	<b>102</b>	<b>7.3</b>	<b>14</b>	<b>0</b>
10t)	Patrick, Den.	13	215	16.5	40	2
10t)	Andrews, Bal. (TE)	13	198	15.2	30	3
10t)	Crowder, NY-J	13	190	14.6	69t	1
10t)	D. Johnson, Pit.	13	115	8.8	20	1
10t)	Henry, LA-C (TE)	13	113	8.7	18	2
15t)	Williams, LA-C	12	254	21.2	64t	2
15t)	Fuller, Hou.	12	195	16.3	77t	2
15t)	Beasley, Buf.	12	130	10.8	23	1
18t)	Renfrow, L.V.	11	204	18.5	53	1
18t)	*Jeudy, Den.	11	174	15.8	43	1
<b>18t)</b>	<b>Landry, Cle.</b>	<b>11</b>	<b>127</b>	<b>11.5</b>	<b>20</b>	<b>0</b>
18t)	Ebron, Pit. (TE)	11	126	11.5	22	1
18t)	Parker, Mia.	11	122	11.1	23	2
18t)	Snead, Bal.	11	108	9.8	19t	1
18t)	Meyers, N.E.	11	93	8.5	19	0
25t)	Cole, Jac.	10	136	13.6	51	3
25t)	M. Brown, Bal.	10	116	11.6	30	1
25t)	*Pittman, Ind.	10	114	11.4	30	0
25t)	*Shenault, Jac.	10	113	11.3	36	0
25t)	Fant, Den. (TE)	10	93	9.3	31	0
25t)	White, N.E. (RB)	10	54	5.4	10	0
31t)	Brown, Buf.	9	167	18.6	46t	1
31t)	Agholor, L.V.	9	159	17.7	45t	2
<b>31t)</b>	<b>A. Brown, Ten.</b>	<b>9</b>	<b>137</b>	<b>15.2</b>	<b>40t</b>	<b>2</b>
31t)	Byrd, N.E.	9	130	14.4	30	0
31t)	Green, Cin.	9	102	11.3	22	0
31t)	Cooks, Hou.	9	99	11.0	24	0
31t)	*Hamler, Den.	9	95	10.6	21	0
31t)	Thompson, Jac. (RB)	9	64	7.1	15	1

**WEEK 12 / THROUGH SUNDAY, NOVEMBER 29, 2020****AFC / LEADING SCORERS, NONKICKERS**

Rank	Player, Team	TD	Rush	Rec	Ret	X2	Pts
1)	T. Hill, K.C. (WR)	14	1	13	0	0	84
<b>2)</b>	<b>Henry, Ten. (RB)</b>	<b>12</b>	<b>12</b>	<b>0</b>	<b>0</b>	<b>0</b>	<b>72</b>
3)	*Claypool, Pit. (WR)	10	2	8	0	0	60
<b>4t)</b>	<b>A. Brown, Ten. (WR)</b>	<b>9</b>	<b>0</b>	<b>8</b>	<b>1</b>	<b>0</b>	<b>54</b>
4t)	Jacobs, L.V. (RB)	9	9	0	0	0	54
4t)	Newton, N.E. (QB)	9	9	0	0	0	54
7)	*J. Robinson, Jac. (RB)	8	6	2	0	1	50
8t)	Fuller, Hou. (WR)	8	0	8	0	0	48
<b>8t)</b>	<b>Hunt, Cle. (RB)</b>	<b>8</b>	<b>4</b>	<b>4</b>	<b>0</b>	<b>0</b>	<b>48</b>
<b>8t)</b>	<b>J. Smith, Ten. (TE)</b>	<b>8</b>	<b>1</b>	<b>7</b>	<b>0</b>	<b>0</b>	<b>48</b>
11)	Allen, LA-C (WR)	7	0	7	0	1	44
12t)	J. Allen, Buf. (QB)	7	6	1	0	0	42
12t)	Gordon, Den. (RB)	7	6	1	0	0	42
12t)	Kelce, K.C. (TE)	7	0	7	0	0	42
15)	Hines, Ind. (RB)	6	2	4	0	1	38
16t)	Agholor, L.V. (WR)	6	0	6	0	0	36
16t)	Andrews, Bal. (TE)	6	0	6	0	0	36
16t)	Burkhead, N.E. (RB)	6	3	3	0	0	36
<b>16t)</b>	<b>Chubb, Cle. (RB)</b>	<b>6</b>	<b>6</b>	<b>0</b>	<b>0</b>	<b>0</b>	<b>36</b>
20)	Smith-Schuster, Pit. (WR)	5	0	5	0	1	32
21t)	Burton, Ind. (TE)	5	2	3	0	0	30
21t)	Cole, Jac. (WR)	5	0	4	1	0	30
21t)	Conner, Pit. (RB)	5	5	0	0	0	30
21t)	*Edwards-Helaire, K.C. (RB)	5	4	1	0	0	30
21t)	*Higgins, Cin. (WR)	5	0	5	0	0	30
21t)	Waller, L.V. (TE)	5	0	5	0	0	30
27)	Williams, Mia. (WR)	4	0	4	0	2	28

**AFC / LEADING SCORERS, KICKERS**

Rank	Player, Team	PAT	FG	Pct	Long	Pts
1)	Carlson, L.V.	31/32	23/25	.920	54	100
2)	Sanders, Mia.	26/26	24/25	.960	56	98
3)	*Blankenship, Ind.	27/29	23/26	.885	44	96
4)	*Bass, Buf.	32/33	21/27	.778	58	95
5t)	Bullock, Cin.	23/24	21/25	.840	55	86
5t)	Butker, K.C.	35/41	17/19	.895	58	86
5t)	Tucker, Bal.	29/29	19/20	.950	55	86
8)	McManus, Den.	18/19	21/22	.955	58	81
9t)	Fairbairn, Hou.	26/28	18/21	.857	54	80
<b>9t)</b>	<b>Gostkowski, Ten.</b>	<b>32/34</b>	<b>16/24</b>	<b>.667</b>	<b>55</b>	<b>80</b>
11)	Boswell, Pit.	30/33	16/17	.941	59	78
12t)	Badgley, LA-C	26/29	17/22	.773	53	77
12t)	Folk, N.E.	20/22	19/21	.905	51	77
<b>14)</b>	<b>Parkey, Cle.</b>	<b>28/29</b>	<b>15/17</b>	<b>.882</b>	<b>46</b>	<b>73</b>
15)	*Sloman, LA-R-Ten.	18/21	8/11	.727	42	42
16)	Ficken, NY-J	8/10	9/10	.900	54	35
17)	Castillo, NY-J	4/ 4	7/ 9	.778	55	25
18)	Lambo, Jac.	8/10	5/ 5	1.000	59	23
19)	Rosas, Jac.	2/ 2	6/ 8	.750	54	20
20)	McLaughlin, Min.-Jac.	2/ 2	3/ 3	1.000	52	11
21)	Brown, Jac.	1/ 1	1/ 2	.500	31	4
22)	Hauschka, Jac.	2/ 2	0/ 2	.000	--	2
23)	*Wright, Jac.	1/ 2	0/ 0	---	--	1
24)	Seibert, Cle.-Cin.	0/ 1	0/ 1	.000	--	0

**AFC / TOUCHBACKS ON KICKOFFS**

Rank	Player, Team	TB
1)	Butker, K.C.	50
2)	Tucker, Bal.	43
3)	Sanders, Mia.	42
4t)	*Bass, Buf.	41
4t)	Bullock, Cin.	41
<b>6)</b>	<b>Gostkowski, Ten.</b>	<b>39</b>
7t)	Carlson, L.V.	38
7t)	Long, LA-C	38
9)	Boswell, Pit.	37
10)	McManus, Den.	36
11)	Bailey, N.E.	34
12)	Fairbairn, Hou.	33
<b>13)</b>	<b>Parkey, Cle.</b>	<b>30</b>
14)	Sanchez, Ind.	29
15t)	Cooke, Jac.	22
15t)	*Sloman, LA-R-Ten.	22
17)	Ficken, NY-J	13
18)	*Mann, NY-J	10
19)	Rosas, Jac.	4
20)	*Blankenship, Ind.	3
21)	Lambo, Jac.	2



**WEEK 12 / THROUGH SUNDAY, NOVEMBER 29, 2020**

**AFC / MOST YARDS FROM SCRIMMAGE**

Rank	Player, Team	Total			Rushing			Receiving		
		Yards	Att+Rec	Avg	Yards	Att	Avg	Yards	Rec	Avg
<b>1)</b>	<b>Henry, Ten. (RB)</b>	<b>1350</b>	<b>270</b>	<b>5.0</b>	<b>1257</b>	<b>256</b>	<b>4.9</b>	<b>93</b>	<b>14</b>	<b>6.6</b>
2)	*J. Robinson, Jac. (RB)	1170	230	5.1	890	194	4.6	280	36	7.8
3)	T. Hill, K.C. (WR)	1081	78	13.9	60	10	6.0	1021	68	15.0
4)	Kelce, K.C. (TE)	978	74	13.2	0	0	---	978	74	13.2
5)	Jacobs, L.V. (RB)	957	233	4.1	782	206	3.8	175	27	6.5
6)	Diggs, Buf. (WR)	945	80	11.8	0	0	---	945	80	11.8
7)	*Edwards-Helaire, K.C. (RB)	926	181	5.1	692	151	4.6	234	30	7.8
8)	Fuller, Hou. (WR)	879	54	16.3	0	1	0.0	879	53	16.6
9)	Allen, LA-C (WR)	875	85	10.3	0	0	---	875	85	10.3
<b>10)</b>	<b>Hunt, Cle. (RB)</b>	<b>857</b>	<b>179</b>	<b>4.8</b>	<b>706</b>	<b>157</b>	<b>4.5</b>	<b>151</b>	<b>22</b>	<b>6.9</b>
11)	Conner, Pit. (RB)	790	170	4.6	645	145	4.4	145	25	5.8
<b>12)</b>	<b>Chubb, Cle. (RB)</b>	<b>768</b>	<b>121</b>	<b>6.3</b>	<b>719</b>	<b>115</b>	<b>6.3</b>	<b>49</b>	<b>6</b>	<b>8.2</b>
13)	Boyd, Cin. (WR)	763	76	10.0	38	4	9.5	725	72	10.1
14)	*Taylor, Ind. (RB)	745	161	4.6	518	135	3.8	227	26	8.7
15)	Cooks, Hou. (WR)	719	52	13.8	0	0	---	719	52	13.8
16)	*Higgins, Cin. (WR)	701	53	13.2	28	5	5.6	673	48	14.0
17)	Singleton, Buf. (RB)	690	138	5.0	483	110	4.4	207	28	7.4
18)	Beasley, Buf. (WR)	667	57	11.7	0	0	---	667	57	11.7
19)	Parker, Mia. (WR)	642	52	12.3	0	0	---	642	52	12.3
20)	Gordon, Den. (RB)	641	154	4.2	554	134	4.1	87	20	4.4
<b>21)</b>	<b>A. Brown, Ten. (WR)</b>	<b>638</b>	<b>40</b>	<b>16.0</b>	<b>0</b>	<b>0</b>	<b>---</b>	<b>638</b>	<b>40</b>	<b>16.0</b>
<b>22)</b>	<b>Landry, Cle. (WR)</b>	<b>621</b>	<b>49</b>	<b>12.7</b>	<b>7</b>	<b>3</b>	<b>2.3</b>	<b>614</b>	<b>46</b>	<b>13.3</b>
<b>23)</b>	<b>C. Davis, Ten. (WR)</b>	<b>619</b>	<b>42</b>	<b>14.7</b>	<b>0</b>	<b>0</b>	<b>---</b>	<b>619</b>	<b>42</b>	<b>14.7</b>
24)	Harris, N.E. (RB)	598	113	5.3	561	110	5.1	37	3	12.3
25)	Gore, NY-J (RB)	591	154	3.8	521	141	3.7	70	13	5.4
26)	*Jeudy, Den. (WR)	589	37	15.9	0	0	---	589	37	15.9
27)	Gaskin, Mia. (RB)	585	130	4.5	387	100	3.9	198	30	6.6
28)	*Claypool, Pit. (WR)	581	48	12.1	22	9	2.4	559	39	14.3
29)	Jackson, Bal. (QB)	575	103	5.6	575	103	5.6	0	0	---
30)	Hines, Ind. (RB)	570	105	5.4	208	61	3.4	362	44	8.2

**WEEK 12 / THROUGH SUNDAY, NOVEMBER 29, 2020****AFC / LEADERS IN FIRST DOWNS**

Rank	Player, Team	Rush	Rec	Tot
<b>1)</b>	<b>Henry, Ten. (RB)</b>	<b>64</b>	<b>4</b>	<b>68</b>
2)	*J. Robinson, Jac. (RB)	47	12	59
3)	Kelce, K.C. (TE)	0	54	54
4)	Allen, LA-C (WR)	0	53	53
5)	Jacobs, L.V. (RB)	46	5	51
<b>6)</b>	<b>Hunt, Cle. (RB)</b>	<b>38</b>	<b>11</b>	<b>49</b>
7)	T. Hill, K.C. (WR)	3	44	47
8t)	*Edwards-Helaire, K.C. (RB)	35	9	44
8t)	*Taylor, Ind. (RB)	34	10	44
10)	Conner, Pit. (RB)	36	7	43
11)	Boyd, Cin. (WR)	1	41	42
12t)	Diggs, Buf. (WR)	0	40	40
12t)	Newton, N.E. (QB)	39	1	40
<b>14t)</b>	<b>Chubb, Cle. (RB)</b>	<b>35</b>	<b>3</b>	<b>38</b>
14t)	Fuller, Hou. (WR)	0	38	38
14t)	Waller, L.V. (TE)	0	38	38
17t)	*Higgins, Cin. (WR)	1	36	37
17t)	Parker, Mia. (WR)	0	37	37
17t)	Singletary, Buf. (RB)	31	6	37
20)	Beasley, Buf. (WR)	0	36	36
21)	Hines, Ind. (RB)	14	21	35
<b>22)</b>	<b>C. Davis, Ten. (WR)</b>	<b>0</b>	<b>34</b>	<b>34</b>
23t)	J. Allen, Buf. (QB)	32	1	33
23t)	Da. Johnson, Hou. (RB)	23	10	33
25t)	Cooks, Hou. (WR)	0	32	32
<b>25t)</b>	<b>Landry, Cle. (WR)</b>	<b>2</b>	<b>30</b>	<b>32</b>
27)	*Claypool, Pit. (WR)	4	27	31
<b>28t)</b>	<b>A. Brown, Ten. (WR)</b>	<b>0</b>	<b>30</b>	<b>30</b>
28t)	Jackson, Bal. (QB)	30	0	30
30t)	Burkhead, N.E. (RB)	18	11	29
30t)	*Jeudy, Den. (WR)	0	29	29
30t)	Smith-Schuster, Pit. (WR)	0	29	29

**WEEK 12 / THROUGH SUNDAY, NOVEMBER 29, 2020****AFC / LEADING PUNTERS**

Rank	Player, Team	No	Yards	Lg	Avg	TB	Blk	Dwn	OB	Opp Ret	In Yds	Net 20	Avg
1)	Bojorquez, Buf.	28	1396	72	49.9	6	0	2	4	11	105	11	41.8
2)	Bailey, N.E.	30	1444	64	48.1	2	0	6	3	7	38	16	45.5
3)	Martin, Den.	45	2165	69	48.1	3	1	3	9	20	193	12	41.6
4)	Sanchez, Ind.	31	1464	60	47.2	3	1	5	1	14	104	15	40.6
5)	Huber, Cin.	48	2265	70	47.2	6	0	11	2	18	133	14	41.9
6)	Cooke, Jac.	40	1877	67	46.9	3	0	12	5	12	74	18	43.6
7)	Anger, Hou.	40	1871	67	46.8	5	0	3	3	14	82	14	42.2
8)	Long, LA-C	42	1961	63	46.7	3	3	3	4	26	317	9	35.2
9)	*T. Townsend, K.C.	33	1539	67	46.6	6	0	3	5	9	87	11	40.4
10)	Koch, Bal.	37	1673	59	45.2	1	0	4	6	13	65	17	42.9
11)	*Mann, NY-J	56	2525	60	45.1	5	0	5	8	26	295	13	38.0
<b>12)</b>	<b>Gillan, Cle.</b>	<b>34</b>	<b>1520</b>	<b>59</b>	<b>44.7</b>	<b>1</b>	<b>0</b>	<b>3</b>	<b>2</b>	<b>20</b>	<b>193</b>	<b>10</b>	<b>38.4</b>
13)	Haack, Mia.	46	2035	63	44.2	1	0	11	3	13	56	19	42.6
14)	Cole, L.V.	30	1321	63	44.0	0	0	4	5	9	82	14	41.3

**AFC / LEADING PUNTERS, NET AVERAGE**

Rank	Player, Team	No	Yards	Lg	Avg	TB	Blk	Dwn	OB	Opp Ret	In Yds	Net Avg	
1)	Bailey, N.E.	30	1444	64	48.1	2	0	6	3	7	38	16	45.5
2)	Cooke, Jac.	40	1877	67	46.9	3	0	12	5	12	74	18	43.6
3)	Koch, Bal.	37	1673	59	45.2	1	0	4	6	13	65	17	42.9
4)	Haack, Mia.	46	2035	63	44.2	1	0	11	3	13	56	19	42.6
5)	Anger, Hou.	40	1871	67	46.8	5	0	3	3	14	82	14	42.2
6)	Huber, Cin.	48	2265	70	47.2	6	0	11	2	18	133	14	41.9
7)	Bojorquez, Buf.	28	1396	72	49.9	6	0	2	4	11	105	11	41.8
8)	Martin, Den.	45	2165	69	48.1	3	1	3	9	20	193	12	41.6
9)	Cole, L.V.	30	1321	63	44.0	0	0	4	5	9	82	14	41.3
10)	Sanchez, Ind.	31	1464	60	47.2	3	1	5	1	14	104	15	40.6
11)	*T. Townsend, K.C.	33	1539	67	46.6	6	0	3	5	9	87	11	40.4
<b>12)</b>	<b>Gillan, Cle.</b>	<b>34</b>	<b>1520</b>	<b>59</b>	<b>44.7</b>	<b>1</b>	<b>0</b>	<b>3</b>	<b>2</b>	<b>20</b>	<b>193</b>	<b>10</b>	<b>38.4</b>
13)	*Mann, NY-J	56	2525	60	45.1	5	0	5	8	26	295	13	38.0
14)	Long, LA-C	42	1961	63	46.7	3	3	3	4	26	317	9	35.2

**AFC / PUNT RETURN LEADERS**

Rank	Player, Team	Ret	FC	Yards	Avg	Long	TD
1)	Grant, Mia.	23	6	319	13.9	88t	1
2)	McCloud, Pit.	17	9	229	13.5	57	0
3)	Roberts, Buf.	19	8	217	11.4	38	0
4)	Erickson, Cin.	16	12	169	10.6	29	0
<b>5)</b>	<b>Raymond, Ten.</b>	<b>21</b>	<b>8</b>	<b>195</b>	<b>9.3</b>	<b>40</b>	<b>0</b>
6)	*Proche, Bal.	19	13	166	8.7	17	0
7)	Hines, Ind.	19	8	160	8.4	21	0
8)	Hardman, K.C.	14	9	86	6.1	16	0

**AFC / KICKOFF RETURN LEADERS**

Rank	Player, Team	Ret	Yards	Avg	Long	TD
1)	*Duvernay, Bal.	13	396	30.5	93t	1
2)	*Rodgers, Ind.	18	537	29.8	101t	1
3)	Roberts, Buf.	24	692	28.8	60	0
4)	B. Wilson, Cin.	21	571	27.2	103t	1
5)	McCloud, Pit.	15	363	24.2	49	0
6)	Olszewski, N.E.	17	397	23.4	33	0
<b>7)</b>	<b>*Peoples-Jones, Cle.</b>	<b>17</b>	<b>368</b>	<b>21.6</b>	<b>33</b>	<b>0</b>
8)	*Reed, LA-C	21	435	20.7	46	0
<b>9)</b>	<b>Raymond, Ten.</b>	<b>15</b>	<b>275</b>	<b>18.3</b>	<b>30</b>	<b>0</b>

**WEEK 12 / THROUGH SUNDAY, NOVEMBER 29, 2020****AFC / LEADERS IN INTERCEPTIONS**

Rank	Player, Team	Int	Yards	Avg	Long	TD
1)	X. Howard, Mia.	7	71	10.1	29	0
2)	J. Jackson, N.E.	6	55	9.2	30	0
3t)	Simmons, Den.	4	83	20.8	46	0
3t)	Fitzpatrick, Pit.	4	77	19.3	37	1
5t)	Heath, L.V.	3	89	29.7	47	0
5t)	Sorensen, K.C.	3	67	22.3	50t	1
5t)	Mathieu, K.C.	3	65	21.7	25t	1
5t)	Desir, NY-J-Bal.	3	58	19.3	35t	1
5t)	Peters, Bal.	3	17	5.7	12	0
5t)	Bates, Cin.	3	12	4.0	12	0
<b>5t)</b>	<b>Hooker, Ten.</b>	<b>3</b>	<b>9</b>	<b>3.0</b>	<b>6</b>	<b>0</b>
<b>12t)</b>	<b>Butler, Ten.</b>	<b>2</b>	<b>97</b>	<b>48.5</b>	<b>68</b>	<b>0</b>
12t)	M. Davis, LA-C	2	78	39.0	78t	1
12t)	D. McCourty, N.E.	2	62	31.0	43t	1
12t)	Carrie, Ind.	2	47	23.5	47t	1
12t)	K. Moore, Ind.	2	45	22.5	29t	1
12t)	X. Rhodes, Ind.	2	44	22.0	44t	1
12t)	*Sneed, K.C.	2	39	19.5	39	0
12t)	Abram, L.V.	2	29	14.5	24	0
12t)	Breeland, K.C.	2	29	14.5	29	0
12t)	White, Buf.	2	28	14.0	28	0
12t)	*Blackmon, Ind.	2	19	9.5	15	0
12t)	Poole, NY-J	2	15	7.5	13	0
12t)	Poyer, Buf.	2	14	7.0	14	0
12t)	Te. Edmunds, Pit.	2	11	5.5	7	0
<b>12t)</b>	<b>Goodson, Cle.</b>	<b>2</b>	<b>7</b>	<b>3.5</b>	<b>7</b>	<b>0</b>
12t)	Phillips, N.E.	2	5	2.5	5	0
12t)	Nelson, Pit.	2	3	1.5	3	0
12t)	S. Jones, Jac.	2	1	0.5	1	0
12t)	Callahan, Den.	2	0	0.0	0	0
<b>12t)</b>	<b>Ward, Cle.</b>	<b>2</b>	<b>0</b>	<b>0.0</b>	<b>0</b>	<b>0</b>
12t)	*L. Wilson, Cin.	2	0	0.0	0	0

**AFC / LEADERS IN SACKS**

Rank	Player, Team	Sacks
<b>1)</b>	<b>Garrett, Cle. (DE)</b>	<b>9.5</b>
2)	T. Watt, Pit. (LB)	9.0
3t)	Dupree, Pit. (LB)	8.0
3t)	Ogbah, Mia. (DE)	8.0
5t)	Bosa, LA-C (DE)	7.5
5t)	Chubb, Den. (LB)	7.5
7)	Tuitt, Pit. (DE)	7.0
8)	Reed, Den. (LB)	6.5
9t)	Autry, Ind. (DE)	6.0
9t)	Crosby, L.V. (DE)	6.0
9t)	Ngakoue, Min.-Bal. (DE)	6.0
12)	Jones, K.C. (DT)	5.5
13t)	Klein, Buf. (LB)	5.0
<b>13t)</b>	<b>Vernon, Cle. (DE)</b>	<b>5.0</b>
13t)	Williams, NY-J (DT)	5.0
16t)	Houston, Ind. (DE)	4.5
16t)	Hughes, Buf. (DE)	4.5
<b>16t)</b>	<b>Landry, Ten. (LB)</b>	<b>4.5</b>
16t)	Lawson, Cin. (DE)	4.5
20t)	Addison, Buf. (DE)	4.0
20t)	Campbell, Bal. (DE)	4.0
20t)	Clark, K.C. (DE)	4.0
20t)	Judon, Bal. (LB)	4.0
20t)	Mercilus, Hou. (LB)	4.0
20t)	Watt, Hou. (DE)	4.0
<b>26t)</b>	<b>Clayborn, Cle. (DE)</b>	<b>3.5</b>
26t)	Lewis, Ind. (DE)	3.5
26t)	Nwosu, LA-C (LB)	3.5
<b>26t)</b>	<b>Richardson, Cle. (DT)</b>	<b>3.5</b>
26t)	Walker, Den. (DE)	3.5
26t)	Winovich, N.E. (DE)	3.5
32t)	Cunningham, Hou. (LB)	3.0
32t)	Hilton, Pit. (DB)	3.0
32t)	D. Jones, Den. (DE)	3.0
<b>32t)</b>	<b>Simmons, Ten. (DE)</b>	<b>3.0</b>
32t)	Tillery, LA-C (DT)	3.0
32t)	Williams, Pit. (LB)	3.0



**WEEK 12 / THROUGH SUNDAY, NOVEMBER 29, 2020****AFC / FUMBLE RECOVERIES**

Rank	Player, Team	TotRec	OffRec	DefRec
1t)	*Burrow, Cin.	4	4	0
1t)	Lock, Den.	4	4	0
3t)	Clark, Bal.	3	1	2
3t)	*Herbert, LA-C	3	3	0
3t)	J. Jackson, N.E.	3	1	2
3t)	Jackson, Bal.	3	3	0
7t)	Conner, Pit.	2	2	0
7t)	Je. Davis, Mia.	2	2	0
7t)	Fort, Bal.	2	0	2
7t)	Garrett, Cle.	2	0	2
7t)	Hunt, Cle.	2	2	0
7t)	Ingram, Bal.	2	2	0
7t)	Leonard, Ind.	2	0	2
7t)	Mayfield, Cle.	2	2	0
7t)	Niemann, K.C.	2	0	2
7t)	Norman, Buf.	2	0	2
7t)	Peters, Bal.	2	0	2
7t)	*Queen, Bal.	2	0	2
7t)	Roethlisberger, Pit.	2	2	0
7t)	Simmons, Ten.	2	0	2
7t)	Tannehill, Ten.	2	2	0
7t)	Van Noy, Mia.	2	0	2
7t)	Vigil, LA-C	2	0	2
7t)	Watson, Hou.	2	2	0
7t)	White, Buf.	2	0	2

**AFC / OFFENSIVE FUMBLE RECOVERIES**

Rank	Player, Team	Ret	Yards	Avg	Long	TD
1t)	*Burrow, Cin.	4	0	0.0	0	0
1t)	Lock, Den.	4	0	0.0	0	0
3t)	*Herbert, LA-C	3	0	0.0	0	0
3t)	Jackson, Bal.	3	0	0.0	0	0
5t)	Conner, Pit.	2	0	0.0	0	0
5t)	Je. Davis, Mia.	2	0	0.0	0	0
5t)	Hunt, Cle.	2	0	0.0	0	0
5t)	Ingram, Bal.	2	0	0.0	0	0
5t)	Mayfield, Cle.	2	0	0.0	0	0
5t)	Roethlisberger, Pit.	2	0	0.0	0	0
5t)	Tannehill, Ten.	2	0	0.0	0	0
5t)	Watson, Hou.	2	0	0.0	0	0

**AFC / DEFENSIVE FUMBLE RECOVERIES**

Rank	Player, Team	Ret	Yards	Avg	Long	TD
1t)	Clark, Bal.	2	66	33.0	65t	1
1t)	*Queen, Bal.	2	53	26.5	53t	1
1t)	Vigil, LA-C	2	44	22.0	44	0
1t)	Van Noy, Mia.	2	28	14.0	28	0
1t)	Fort, Bal.	2	24	12.0	22t	1
1t)	Norman, Buf.	2	7	3.5	7	0
1t)	Leonard, Ind.	2	3	1.5	3	0
1t)	Garrett, Cle.	2	0	0.0	0	0
1t)	J. Jackson, N.E.	2	0	0.0	0	0
1t)	Niemann, K.C.	2	0	0.0	0	0
1t)	Simmons, Ten.	2	0	0.0	0	0
1t)	White, Buf.	2	-1	-0.5	0	0
1t)	Peters, Bal.	2	-3	-1.5	0	0

**WEEK 12 / THROUGH SUNDAY, NOVEMBER 29, 2020****NFC / LEADING PASSERS**

Player, Team	Pct				Avg		Pct			Pct Rating	
	Att	Comp	Comp	Yds	Gain	TD	TD	Long	Int	Int	Points
Rodgers, G.B.	381	261	68.5	3100	8.14	33	8.7	78t	4	1.0	117.6
Wilson, Sea.	362	256	70.7	2986	8.25	30	8.3	62	10	2.8	111.5
Brees, N.O.	298	219	73.5	2196	7.37	18	6.0	52t	3	1.0	110.0
Cousins, Min.	320	218	68.1	2768	8.65	23	7.2	71t	11	3.4	104.5
Prescott, Dal.	222	151	68.0	1856	8.36	9	4.1	58	4	1.8	99.6
Bridgewater, Car.	366	257	70.2	2819	7.70	14	3.8	75t	8	2.2	96.3
K. Murray, Ariz	387	264	68.2	2814	7.27	19	4.9	80t	9	2.3	95.9
Brady, T.B.	474	307	64.8	3300	6.96	28	5.9	50	11	2.3	95.1
Stafford, Det.	386	244	63.2	2876	7.45	18	4.7	73	8	2.1	92.7
Ryan, Atl.	427	277	64.9	3163	7.41	17	4.0	63	8	1.9	92.5
Goff, LA-R	403	271	67.2	3021	7.50	16	4.0	56t	10	2.5	92.3
Mullens, S.F.	206	139	67.5	1642	7.97	6	2.9	47	7	3.4	87.1
Smith, Was.	155	107	69.0	1067	6.88	3	1.9	68t	5	3.2	81.3
Foles, Chi.	311	202	65.0	1852	5.95	10	3.2	50	8	2.6	81.0
Jones, NY-G	361	228	63.2	2335	6.47	8	2.2	53	9	2.5	78.7
Wentz, Phi.	377	220	58.4	2326	6.17	14	3.7	59	14	3.7	73.3

**NFC / LEADING PASSERS, RANKS**

Player, Team	Pct				Avg		Pct			Pct Rating	
	Att	Comp	Comp	Yds	Gain	TD	TD	Long	Int	Int	Points
Rodgers, G.B.	6	5	5	3	4	1	1		2t	2	1
Wilson, Sea.	9	7	2	5	3	2	2		12t	12	2
Brees, N.O.	13	11	1	12	10	6t	4		1	1	3
Cousins, Min.	11	12	7	9	1	4	3		14t	15	4
Prescott, Dal.	14	14	8	13	2	13t	8		2t	3	5
Bridgewater, Car.	8	6	3	7	6	10t	11		6t	6	6
K. Murray, Ariz	4	4	6	8	11	5	6		10t	8	7
Brady, T.B.	1	1	13	1	12	3	5		14t	7	8
Stafford, Det.	5	8	14	6	8	6t	7		6t	5	9
Ryan, Atl.	2	2	12	2	9	8	9		6t	4	10
Goff, LA-R	3	3	10	4	7	9	10		12t	9	11
Mullens, S.F.	15	15	9	15	5	17	14		5	14	12
Smith, Was.	16	16	4	17	13	21	16		4	13	13
Foles, Chi.	12	13	11	14	16	12	13		6t	11	14
Jones, NY-G	10	9	15	10	14	15	15		10t	10	15
Wentz, Phi.	7	10	16	11	15	10t	12		16	16	16

**NFC / FOURTH-QUARTER PASSING LEADERS**

Rank	Player, Team	Att	Comp	Comp%	Yards	YPA	TD	TD%	Int	Int%	Rating
1)	Cousins, Min.	85	62	72.9	792	9.32	11	12.9	1	1.2	136.4
2)	Brees, N.O.	64	50	78.1	503	7.86	4	6.3	0	0.0	120.2
3)	Brady, T.B.	105	70	66.7	831	7.91	9	8.6	1	1.0	115.2
4)	Goff, LA-R	82	57	69.5	681	8.30	6	7.3	1	1.2	113.9
5)	Rodgers, G.B.	79	56	70.9	645	8.16	4	5.1	0	0.0	112.1
6)	Trubisky, Chi.	36	23	63.9	214	5.94	5	13.9	1	2.8	108.1
7)	Mullens, S.F.	83	59	71.1	746	8.99	4	4.8	2	2.4	104.8
8)	K. Murray, Ariz	71	42	59.2	532	7.49	5	7.0	2	2.8	94.3
9)	Wilson, Sea.	98	62	63.3	760	7.76	7	7.1	4	4.1	93.9
10)	Prescott, Dal.	88	57	64.8	631	7.17	4	4.5	2	2.3	91.6
11)	Foles, Chi.	123	77	62.6	697	5.67	7	5.7	2	1.6	90.1
12)	Haskins, Was.	32	20	62.5	276	8.63	1	3.1	1	3.1	87.5
13)	Bridgewater, Car.	104	73	70.2	884	8.50	1	1.0	3	2.9	87.2
14)	Stafford, Det.	124	76	61.3	865	6.98	4	3.2	2	1.6	86.3
15)	Ryan, Atl.	115	72	62.6	839	7.30	4	3.5	4	3.5	81.8
16)	Beathard, S.F.	28	18	64.3	169	6.04	0	0.0	0	0.0	80.8
17)	Dalton, Dal.	50	35	70.0	275	5.50	2	4.0	2	4.0	80.0
18)	Wentz, Phi.	113	61	54.0	609	5.39	7	6.2	3	2.7	79.1
19)	Jones, NY-G	115	67	58.3	632	5.50	3	2.6	2	1.7	75.0
20)	Smith, Was.	53	30	56.6	333	6.28	1	1.9	2	3.8	66.0

**NFC / THIRD-DOWN PASSING LEADERS**

Rank	Player, Team	Att	Comp	Comp%	Yards	YPA	TD	TD%	Int	Int%	Rating
1)	Rodgers, G.B.	101	66	65.3	990	9.80	9	8.9	3	3.0	114.7
2)	Cousins, Min.	79	56	70.9	709	8.97	6	7.6	2	2.5	113.3
3)	Brees, N.O.	75	57	76.0	549	7.32	5	6.7	1	1.3	112.6
4)	Brady, T.B.	126	77	61.1	802	6.37	10	7.9	0	0.0	106.0
5)	Ryan, Atl.	100	65	65.0	705	7.05	7	7.0	2	2.0	100.6
6)	Jones, NY-G	102	72	70.6	734	7.20	4	3.9	2	2.0	95.8
7)	Goff, LA-R	103	64	62.1	841	8.17	4	3.9	3	2.9	88.7
8)	Stafford, Det.	98	58	59.2	847	8.64	4	4.1	3	3.1	88.3
9)	Bridgewater, Car.	90	62	68.9	712	7.91	2	2.2	3	3.3	86.0
10)	Wentz, Phi.	85	45	52.9	556	6.54	3	3.5	2	2.4	75.4
11)	Foles, Chi.	81	42	51.9	356	4.40	4	4.9	2	2.5	69.8
12)	K. Murray, Ariz	88	49	55.7	551	6.26	4	4.5	5	5.7	66.1
13)	Wilson, Sea.	75	42	56.0	416	5.55	3	4.0	5	6.7	57.4

**WEEK 12 / THROUGH SUNDAY, NOVEMBER 29, 2020****NFC / LEADING RUSHERS**

Rank	Player, Team	Att	Yards	Avg	Long	TD
1)	Cook, Min.	219	1130	5.2	70t	13
2)	Jones, T.B.	162	820	5.1	98t	5
3)	Drake, Ariz	168	719	4.3	69t	7
4)	Elliott, Dal.	181	707	3.9	24	5
5)	K. Murray, Ariz (QB)	97	650	6.7	48	10
6)	*A. Gibson, Was.	139	645	4.6	40	11
7)	A. Jones, G.B.	130	624	4.8	75t	6
8)	Gurley, Atl.	167	610	3.7	35t	9
9t)	Kamara, N.O.	128	585	4.6	49	8
9t)	Sanders, Phi.	102	585	5.7	74t	3
11)	Montgomery, Chi.	142	575	4.0	57	1
12)	Murray, N.O.	121	551	4.6	36t	4
13)	Henderson, LA-R	120	510	4.3	40	4
14)	Davis, Car.	126	504	4.0	25	3
15)	Peterson, Det.	119	444	3.7	27	4
16)	J. Williams, G.B.	98	409	4.2	25	2
17)	Jones, NY-G (QB)	55	403	7.3	80	1
18)	Brown, LA-R	87	371	4.3	19	5
19)	Gallman, NY-G	93	369	4.0	26	6
20)	Wilson, Sea. (QB)	55	367	6.7	34	1
21)	Mostert, S.F.	67	346	5.2	80t	2
22)	Edmonds, Ariz	70	344	4.9	32	1
23)	Mattison, Min.	74	338	4.6	25	1
24)	*Swift, Det.	70	331	4.7	54	4
25)	Carson, Sea.	66	323	4.9	29t	3
26)	Hill, Atl.	73	316	4.3	35t	1
27)	McKinnon, S.F.	80	315	3.9	55	5
28)	*Akers, LA-R	59	285	4.8	61	1
29)	T. Hill, N.O. (QB)	54	279	5.2	23	5
30)	Pollard, Dal.	56	278	5.0	42t	2

**NFC / THIRD-AND-ONE RUSHING LEADERS**

Rank	Player, Team	Att	FD	Pct
1t)	Jones, T.B.	6	6	100.0
1t)	T. Hill, N.O.	5	5	100.0
1t)	Murray, N.O.	5	5	100.0
1t)	Barber, Was.	4	4	100.0
1t)	Kamara, N.O.	4	4	100.0
1t)	Montgomery, Chi.	4	4	100.0
1t)	Armah, Car.	3	3	100.0
1t)	Brees, N.O.	3	3	100.0
1t)	McKinnon, S.F.	3	3	100.0
1t)	McKissic, Was.	3	3	100.0
11)	Drake, Ariz	9	8	88.9
12t)	Brown, LA-R	7	6	85.7
12t)	J. Williams, G.B.	7	6	85.7
14)	Wentz, Phi.	5	4	80.0
15t)	Davis, Car.	4	3	75.0
15t)	*A. Gibson, Was.	4	3	75.0
15t)	Gurley, Atl.	4	3	75.0
15t)	Wilson, S.F.	4	3	75.0
19)	Elliott, Dal.	11	8	72.7
20t)	Cook, Min.	10	6	60.0
20t)	Peterson, Det.	5	3	60.0

**WEEK 12 / THROUGH SUNDAY, NOVEMBER 29, 2020****NFC / LEADERS IN RECEPTIONS**

Rank	Player, Team	Rec	Yards	Avg	Long	TD
1)	Hopkins, Ariz	77	967	12.6	60	4
2)	Anderson, Car.	75	912	12.2	75t	2
3)	D. Adams, G.B.	74	908	12.3	49	11
4t)	Cooper, Dal.	71	848	11.9	58	3
4t)	Robinson, Chi.	71	829	11.7	42	5
6)	McLaurin, Was.	69	963	14.0	68t	3
7)	Kamara, N.O. (RB)	68	646	9.5	52t	4
8)	Lockett, Sea.	67	748	11.2	47t	8
9)	Kupp, LA-R	66	763	11.6	55t	2
10)	Woods, LA-R	61	679	11.1	56t	5
11t)	Ridley, Atl.	54	797	14.8	63	7
11t)	Samuel, Car.	54	517	9.6	35	3
13)	*Lamb, Dal.	53	650	12.3	43t	4
14t)	*Jefferson, Min.	52	918	17.7	71t	6
14t)	Davis, Car. (RB)	52	329	6.3	23	2
16)	Moore, Car.	50	924	18.5	74t	4
17t)	Thielen, Min.	49	646	13.2	51	11
17t)	Godwin, T.B.	49	562	11.5	44	3
19t)	Metcalfe, Sea.	48	862	18.0	62	9
19t)	M. Evans, T.B.	48	613	12.8	50	11
21)	McKissic, Was. (RB)	46	338	7.3	26	0
22t)	J. Jones, Atl.	45	677	15.0	44	3
22t)	Hockenson, Det. (TE)	45	530	11.8	51	5
22t)	Gage, Atl.	45	471	10.5	27	1
25t)	Ingram, NY-G (TE)	44	476	10.8	53	1
25t)	Schultz, Dal. (TE)	44	432	9.8	28	3
27t)	M. Jones, Det.	43	503	11.7	27t	5
27t)	Fitzgerald, Ariz	43	336	7.8	18	0
29t)	Hurst, Atl. (TE)	41	459	11.2	42t	3
29t)	Shepard, NY-G	41	359	8.8	29	1

**NFC / RECEIVING YARDAGE LEADERS**

Rank	Player, Team	Yards	Rec	Avg	Long	TD
1)	Hopkins, Ariz	967	77	12.6	60	4
2)	McLaurin, Was.	963	69	14.0	68t	3
3)	Moore, Car.	924	50	18.5	74t	4
4)	*Jefferson, Min.	918	52	17.7	71t	6
5)	Anderson, Car.	912	75	12.2	75t	2
6)	D. Adams, G.B.	908	74	12.3	49	11
7)	Metcalfe, Sea.	862	48	18.0	62	9
8)	Cooper, Dal.	848	71	11.9	58	3
9)	Robinson, Chi.	829	71	11.7	42	5
10)	Ridley, Atl.	797	54	14.8	63	7
11)	Kupp, LA-R	763	66	11.6	55t	2
12)	Lockett, Sea.	748	67	11.2	47t	8
13)	Woods, LA-R	679	61	11.1	56t	5
14)	J. Jones, Atl.	677	45	15.0	44	3
15)	*Lamb, Dal.	650	53	12.3	43t	4
16t)	Kamara, N.O. (RB)	646	68	9.5	52t	4
16t)	Thielen, Min.	646	49	13.2	51	11
18)	M. Evans, T.B.	613	48	12.8	50	11
19)	D. Slayton, NY-G	584	38	15.4	41t	3
20)	Godwin, T.B.	562	49	11.5	44	3
21)	Gallup, Dal.	538	37	14.5	52	1
22)	Hockenson, Det. (TE)	530	45	11.8	51	5
23)	Valdes-Scantling, G.B.	518	25	20.7	78t	4
24)	Samuel, Car.	517	54	9.6	35	3
25)	Gronkowski, T.B. (TE)	505	37	13.6	48	4
26)	M. Jones, Det.	503	43	11.7	27t	5
27)	Kirk, Ariz	496	34	14.6	80t	6
28)	Reynolds, LA-R	488	38	12.8	40t	2
29)	Ingram, NY-G (TE)	476	44	10.8	53	1
30)	Kittle, S.F. (TE)	474	37	12.8	44t	2



**WEEK 12 / THROUGH SUNDAY, NOVEMBER 29, 2020****NFC / THIRD-DOWN RECEIVING LEADERS**

Rank	Player, Team	Rec	Yards	Avg	Long	TD
1)	Samuel, Car.	25	282	11.3	24	1
2)	D. Adams, G.B.	23	316	13.7	49	4
3)	*Lamb, Dal.	19	226	11.9	37	1
4)	Gage, Atl.	18	197	10.9	27	0
5t)	*Jefferson, Min.	16	288	18.0	54	1
5t)	Engram, NY-G (TE)	16	207	12.9	53	0
7t)	Kupp, LA-R	15	289	19.3	55t	1
7t)	Hopkins, Ariz	15	234	15.6	60	2
7t)	Ridley, Atl.	15	183	12.2	27	3
7t)	Tate, NY-G	15	150	10.0	21	0
11t)	Godwin, T.B.	14	195	13.9	44	1
11t)	Woods, LA-R	14	142	10.1	31	2
11t)	Ward, Phi.	14	130	9.3	29t	1
11t)	McKissic, Was. (RB)	14	115	8.2	26	0
11t)	Kamara, N.O. (RB)	14	102	7.3	21	1
16t)	Moore, Car.	13	220	16.9	57t	1
16t)	McLaurin, Was.	13	164	12.6	33	0
16t)	Hockenson, Det. (TE)	13	157	12.1	35	0
16t)	A. Miller, Chi.	13	136	10.5	28t	1
16t)	M. Evans, T.B.	13	122	9.4	22	4
16t)	Shepard, NY-G	13	88	6.8	21	1
22t)	Smith, N.O.	12	162	13.5	29	1
22t)	Thielen, Min.	12	132	11.0	35	3
22t)	Anderson, Car.	12	127	10.6	41t	1
22t)	Fitzgerald, Ariz	12	82	6.8	11	0
26t)	Amendola, Det.	11	220	20.0	50	0
26t)	Bourne, S.F.	11	123	11.2	20	0
28t)	Sanders, N.O.	10	102	10.2	25	1
28t)	Lockett, Sea.	10	85	8.5	16	0
28t)	D. Lewis, NY-G (RB)	10	73	7.3	17	1

**WEEK 12 / THROUGH SUNDAY, NOVEMBER 29, 2020****NFC / LEADING SCORERS, NONKICKERS**

Rank	Player, Team	TD	Rush	Rec	Ret	X2	Pts
1)	Cook, Min. (RB)	14	13	1	0	3	90
2)	Kamara, N.O. (RB)	12	8	4	0	0	72
3)	Thielen, Min. (WR)	11	0	11	0	1	68
4t)	D. Adams, G.B. (WR)	11	0	11	0	0	66
4t)	M. Evans, T.B. (WR)	11	0	11	0	0	66
4t)	*A. Gibson, Was. (RB)	11	11	0	0	0	66
7)	K. Murray, Ariz (QB)	10	10	0	0	0	60
8t)	Gurley, Atl. (RB)	9	9	0	0	0	54
8t)	Metcalf, Sea. (WR)	9	0	9	0	0	54
10t)	A. Jones, G.B. (RB)	8	6	2	0	0	48
10t)	Lockett, Sea. (WR)	8	0	8	0	0	48
12t)	Elliott, Dal. (RB)	7	5	2	0	1	44
12t)	Ridley, Atl. (WR)	7	0	7	0	1	44
14t)	Drake, Ariz (RB)	7	7	0	0	0	42
14t)	Tonyan, G.B. (TE)	7	0	7	0	0	42
14t)	Woods, LA-R (WR)	7	2	5	0	0	42
17)	*Jefferson, Min. (WR)	6	0	6	0	1	38
18t)	Carson, Sea. (RB)	6	3	3	0	0	36
18t)	Gallman, NY-G (RB)	6	6	0	0	0	36
18t)	T. Hill, N.O. (QB)	6	5	1	0	0	36
18t)	Jones, T.B. (RB)	6	5	1	0	0	36
18t)	Kirk, Ariz (WR)	6	0	6	0	0	36
18t)	McCaffrey, Car. (RB)	6	5	1	0	0	36
18t)	McKinnon, S.F. (RB)	6	5	1	0	0	36
18t)	*Swift, Det. (RB)	6	4	2	0	0	36
26)	Hockenson, Det. (TE)	5	0	5	0	1	32

**NFC / LEADING SCORERS, KICKERS**

Rank	Player, Team	PAT	FG	Pct	Long	Pts
1)	Koo, Atl.	22/25	29/30	.967	54	109
2)	Succop, T.B.	36/38	22/24	.917	50	102
3t)	Lutz, N.O.	38/38	20/22	.909	53	98
3t)	Slye, Car.	26/28	24/31	.774	56	98
5)	Gano, NY-G	17/17	25/26	.962	55	92
6)	Z. Gonzalez, Ariz	34/35	16/21	.762	56	82
7)	Zuerlein, Dal.	18/21	21/24	.875	59	81
8)	Prater, Det.	26/26	18/25	.720	59	80
9)	Crosby, G.B.	40/42	13/13	1.000	53	79
10)	Gould, S.F.	27/28	16/18	.889	52	75
11)	Santos, Chi.	20/20	18/20	.900	55	74
12)	Myers, Sea.	36/38	12/12	1.000	61	72
13)	Hopkins, Was.	23/24	16/22	.727	50	71
14)	Bailey, Min.	26/27	10/12	.833	53	56
15)	Elliott, Phi.	14/14	10/14	.714	54	44
16)	Gay, Ind.-LA-R	5/ 5	4/ 5	.800	48	17
17)	Forbath, Car.-Chi.-LA-R	4/ 5	2/ 3	.667	23	10
18)	Fry, Atl.	1/ 2	1/ 1	1.000	23	4

**NFC / TOUCHBACKS ON KICKOFFS**

Rank	Player, Team	TB
1)	Pinion, T.B.	62
2)	Slye, Car.	56
3t)	Hopkins, Was.	45
3t)	Lutz, N.O.	45
5)	Zuerlein, Dal.	39
6t)	Bailey, Min.	36
6t)	Crosby, G.B.	36
8)	Myers, Sea.	35
9)	Z. Gonzalez, Ariz	34
10)	Elliott, Phi.	30
11t)	Santos, Chi.	28
11t)	Wishnowsky, S.F.	28
13)	Gano, NY-G	24
14)	Koo, Atl.	22
15)	Fox, Det.	16
16)	Gay, Ind.-LA-R	9
17)	*Hofrichter, Atl.	8
18t)	Forbath, Car.-Chi.-LA-R	4
18t)	J. Scott, G.B.	4
20)	Fry, Atl.	2
21)	Gould, S.F.	1

**WEEK 12 / THROUGH SUNDAY, NOVEMBER 29, 2020****NFC / MOST YARDS FROM SCRIMMAGE**

Rank	Player, Team	Total			Rushing			Receiving		
		Yards	Att+Rec	Avg	Yards	Att	Avg	Yards	Rec	Avg
1)	Cook, Min. (RB)	1385	248	5.6	1130	219	5.2	255	29	8.8
2)	Kamara, N.O. (RB)	1231	196	6.3	585	128	4.6	646	68	9.5
3)	McLaurin, Was. (WR)	993	71	14.0	30	2	15.0	963	69	14.0
4)	Jones, T.B. (RB)	981	189	5.2	820	162	5.1	161	27	6.0
5)	Hopkins, Ariz (WR)	967	77	12.6	0	0	---	967	77	12.6
6)	Elliott, Dal. (RB)	963	220	4.4	707	181	3.9	256	39	6.6
7)	Moore, Car. (WR)	945	51	18.5	21	1	21.0	924	50	18.5
8)	*Jefferson, Min. (WR)	918	52	17.7	0	0	---	918	52	17.7
9)	Anderson, Car. (WR)	915	76	12.0	3	1	3.0	912	75	12.2
10)	D. Adams, G.B. (WR)	908	74	12.3	0	0	---	908	74	12.3
11)	A. Jones, G.B. (RB)	885	163	5.4	624	130	4.8	261	33	7.9
12)	*A. Gibson, Was. (RB)	878	171	5.1	645	139	4.6	233	32	7.3
13)	Metcalf, Sea. (WR)	862	48	18.0	0	0	---	862	48	18.0
14)	Cooper, Dal. (WR)	859	74	11.6	11	3	3.7	848	71	11.9
15)	Davis, Car. (RB)	833	178	4.7	504	126	4.0	329	52	6.3
16)	Robinson, Chi. (WR)	828	72	11.5	-1	1	-1.0	829	71	11.7
17)	Montgomery, Chi. (RB)	827	177	4.7	575	142	4.0	252	35	7.2
18)	Ridley, Atl. (WR)	811	57	14.2	14	3	4.7	797	54	14.8
19)	Drake, Ariz (RB)	803	183	4.4	719	168	4.3	84	15	5.6
20)	Kupp, LA-R (WR)	796	70	11.4	33	4	8.3	763	66	11.6
21)	Woods, LA-R (WR)	794	81	9.8	115	20	5.8	679	61	11.1
22)	Lockett, Sea. (WR)	748	67	11.2	0	0	---	748	67	11.2
23)	Sanders, Phi. (RB)	701	119	5.9	585	102	5.7	116	17	6.8
24)	*Lamb, Dal. (WR)	695	60	11.6	45	7	6.4	650	53	12.3
25)	Gurley, Atl. (RB)	692	183	3.8	610	167	3.7	82	16	5.1
26)	Murray, N.O. (RB)	683	136	5.0	551	121	4.6	132	15	8.8
27)	J. Jones, Atl. (WR)	677	45	15.0	0	0	---	677	45	15.0
28)	Thielen, Min. (WR)	661	52	12.7	15	3	5.0	646	49	13.2
29)	Edmonds, Ariz (RB)	655	110	6.0	344	70	4.9	311	40	7.8
30)	K. Murray, Ariz (QB)	650	97	6.7	650	97	6.7	0	0	---

**NFC / LEADERS IN FIRST DOWNS**

Rank	Player, Team	Rush	Rec	Tot
1)	Cook, Min. (RB)	62	12	74
2)	Kamara, N.O. (RB)	41	29	70
3)	Elliott, Dal. (RB)	47	15	62
4)	Hopkins, Ariz (WR)	0	52	52
5)	D. Adams, G.B. (WR)	0	48	48
6t)	Drake, Ariz (RB)	43	3	46
6t)	Montgomery, Chi. (RB)	32	14	46
8)	McLaurin, Was. (WR)	2	43	45
9t)	Davis, Car. (RB)	29	15	44
9t)	A. Jones, G.B. (RB)	32	12	44
11)	Moore, Car. (WR)	1	42	43
12t)	Cooper, Dal. (WR)	0	42	42
12t)	*A. Gibson, Was. (RB)	33	9	42
12t)	Henderson, LA-R (RB)	35	7	42
12t)	Jones, T.B. (RB)	40	2	42
12t)	Ridley, Atl. (WR)	1	41	42
12t)	Robinson, Chi. (WR)	0	42	42
18)	K. Murray, Ariz (QB)	41	0	41
19)	Anderson, Car. (WR)	0	40	40
20t)	Gurley, Atl. (RB)	36	3	39
20t)	Woods, LA-R (WR)	8	31	39
22t)	M. Evans, T.B. (WR)	0	38	38
22t)	Lockett, Sea. (WR)	0	38	38
24t)	*Jefferson, Min. (WR)	0	37	37
24t)	Metcalf, Sea. (WR)	0	37	37
26)	Edmonds, Ariz (RB)	18	18	36
27t)	Kupp, LA-R (WR)	3	32	35
27t)	McKissic, Was. (RB)	17	18	35
27t)	Thielen, Min. (WR)	0	35	35

**WEEK 12 / THROUGH SUNDAY, NOVEMBER 29, 2020****NFC / LEADING PUNTERS**

Rank	Player, Team	No	Yards	Lg	Avg	TB	Blk	Dwn	OB	Opp Ret	In Yds	Net 20	Avg
1)	Fox, Det.	42	2112	67	50.3	6	0	7	3	12	69	19	45.8
2)	M. Dickson, Sea.	37	1835	67	49.6	4	0	7	1	16	123	19	44.1
3)	Johnston, Phi.	45	2198	66	48.8	4	0	3	2	30	215	15	42.3
4)	Way, Was.	45	2187	61	48.6	2	0	8	0	23	129	17	44.8
5)	Wishnowsky, S.F.	41	1984	60	48.4	6	1	3	1	16	85	15	42.4
6)	Hekker, LA-R	48	2237	63	46.6	5	0	8	7	14	217	25	40.0
7)	O'Donnell, Chi.	50	2325	64	46.5	4	0	8	1	21	260	21	39.7
8)	Pinion, T.B.	44	1994	62	45.3	2	0	4	8	18	139	14	41.3
9)	Colquitt, Min.	36	1625	59	45.1	2	2	4	0	24	264	6	34.8
10)	J. Scott, G.B.	32	1435	62	44.8	2	1	4	8	13	198	10	36.3
11)	Dixon, NY-G	41	1824	71	44.5	2	0	12	0	13	103	23	41.0
12)	Lee, Ariz	36	1582	58	43.9	1	0	6	0	18	179	11	38.4
13)	Morstead, N.O.	40	1677	57	41.9	1	0	5	2	10	32	17	40.6
14)	*Hofrichter, Atl.	38	1571	56	41.3	2	0	3	4	13	72	9	38.4

**NFC / LEADING PUNTERS, NET AVERAGE**

Rank	Player, Team	No	Yards	Lg	Avg	TB	Blk	Dwn	OB	Opp Ret	In Yds	Net Avg	
1)	Fox, Det.	42	2112	67	50.3	6	0	7	3	12	69	19	45.8
2)	Way, Was.	45	2187	61	48.6	2	0	8	0	23	129	17	44.8
3)	M. Dickson, Sea.	37	1835	67	49.6	4	0	7	1	16	123	19	44.1
4)	Wishnowsky, S.F.	41	1984	60	48.4	6	1	3	1	16	85	15	42.4
5)	Johnston, Phi.	45	2198	66	48.8	4	0	3	2	30	215	15	42.3
6)	Pinion, T.B.	44	1994	62	45.3	2	0	4	8	18	139	14	41.3
7)	Dixon, NY-G	41	1824	71	44.5	2	0	12	0	13	103	23	41.0
8)	Morstead, N.O.	40	1677	57	41.9	1	0	5	2	10	32	17	40.6
9)	Hekker, LA-R	48	2237	63	46.6	5	0	8	7	14	217	25	40.0
10)	O'Donnell, Chi.	50	2325	64	46.5	4	0	8	1	21	260	21	39.7
11)	Lee, Ariz	36	1582	58	43.9	1	0	6	0	18	179	11	38.4
12)	*Hofrichter, Atl.	38	1571	56	41.3	2	0	3	4	13	72	9	38.4
13)	J. Scott, G.B.	32	1435	62	44.8	2	1	4	8	13	198	10	36.3
14)	Colquitt, Min.	36	1625	59	45.1	2	2	4	0	24	264	6	34.8

**NFC / PUNT RETURN LEADERS**

Rank	Player, Team	Ret	FC	Yards	Avg	Long	TD
1)	D. Harris, N.O.	17	5	207	12.2	42	0
2)	*Lamb, Dal.	18	4	152	8.4	27	0
3)	Ward, Phi.	13	13	88	6.8	22	0
4)	Mickens, T.B.	15	12	99	6.6	14	0
5)	S. Sims, Was.	16	7	96	6.0	19	0
6)	Webster, LA-R	16	11	84	5.3	15	0
7)	Kirk, Ariz	14	6	55	3.9	23	0

**NFC / KICKOFF RETURN LEADERS**

Rank	Player, Team	Ret	Yards	Avg	Long	TD
1)	Patterson, Chi.	28	828	29.6	104t	1
2)	D. Harris, N.O.	16	436	27.3	75	0
3)	Agnew, Det.	15	384	25.6	35	0
4)	Cooper, Car.	18	430	23.9	38	0
5)	Pollard, Dal.	22	482	21.9	67	0
6)	D. Johnson, Was.	19	415	21.8	46	0
7)	Edmonds, Ariz	16	341	21.3	42	0
8)	Powell, Atl.	16	321	20.1	29	0



**WEEK 12 / THROUGH SUNDAY, NOVEMBER 29, 2020****NFC / LEADERS IN INTERCEPTIONS**

Rank	Player, Team	Int	Yards	Avg	Long	TD
1t)	C. Davis, T.B.	4	42	10.5	34	0
1t)	D. Williams, LA-R	4	21	5.3	19	0
1t)	Fuller, Was.	4	0	0.0	0	0
4t)	Jackson, Car.	3	110	36.7	66	0
4t)	J. Jenkins, N.O.	3	53	17.7	36t	1
4t)	*Fuller, LA-R	3	45	15.0	37	0
4t)	M. Williams, N.O.	3	37	12.3	20	0
4t)	H. Smith, Min.	3	24	8.0	16	0
4t)	Wilson, Min.	3	23	7.7	16	0
4t)	Bradberry, NY-G	3	19	6.3	19	0
4t)	Kirkpatrick, Ariz	3	13	4.3	13	0
4t)	P. Peterson, Ariz	3	7	2.3	7	0
4t)	Kendricks, Min.	3	0	0.0	0	0

**NFC / LEADERS IN SACKS**

Rank	Player, Team	Sacks
1)	Donald, LA-R (DE)	10.0
2)	Hendrickson, N.O. (DE)	9.5
3)	Z. Smith, G.B. (LB)	9.0
4)	Pierre-Paul, T.B. (LB)	8.5
5)	Hyder, S.F. (DE)	7.5
6t)	Floyd, LA-R (LB)	7.0
6t)	Graham, Phi. (DE)	7.0
8t)	Jordan, N.O. (DE)	6.5
8t)	K. Mack, Chi. (LB)	6.5
10t)	Barrett, T.B. (LB)	6.0
10t)	Burns, Car. (DE)	6.0
10t)	R. Okwara, Det. (DE)	6.0
10t)	Sweat, Was. (DE)	6.0
10t)	L. Williams, NY-G (DE)	6.0
15t)	Adams, Sea. (DB)	5.5
15t)	Kerrigan, Was. (DE)	5.5
17t)	Onyemata, N.O. (DT)	5.0
17t)	Reddick, Ariz (LB)	5.0
17t)	Settle, Was. (DT)	5.0
17t)	A. Smith, Dal. (DE)	5.0
17t)	White, T.B. (LB)	5.0
22t)	Barnett, Phi. (DE)	4.5
22t)	Cox, Phi. (DT)	4.5
22t)	Dunlap, Cin.-Sea. (DE)	4.5
22t)	Lawrence, Dal. (DE)	4.5
22t)	*Young, Was. (DE)	4.5
27t)	Davis, N.O. (LB)	4.0
27t)	Griffen, Dal.-Det. (DE)	4.0
27t)	Suh, T.B. (DE)	4.0
27t)	Sweat, Phi. (DE)	4.0
31t)	Hicks, Chi. (DE)	3.5
31t)	D. Jones, Atl. (LB)	3.5
31t)	Obada, Car. (DE)	3.5

**WEEK 12 / THROUGH SUNDAY, NOVEMBER 29, 2020****NFC / FUMBLE RECOVERIES**

Rank	Player, Team	TotRec	OffRec	DefRec
1t)	Brady, T.B.	3	3	0
1t)	T. Hill, N.O.	3	3	0
1t)	Tuioti-Mariner, Atl.	3	1	2
1t)	Wentz, Phi.	3	3	0
5t)	Boston, Car.	2	0	2
5t)	Brees, N.O.	2	2	0
5t)	*Callaway, N.O.	2	0	2
5t)	*Chinn, Car.	2	0	2
5t)	David, T.B.	2	0	2
5t)	Elliott, Dal.	2	2	0
5t)	Floyd, LA-R	2	0	2
5t)	Foles, Chi.	2	2	0
5t)	Gray, N.O.	2	2	0
5t)	M. Harris, S.F.	2	0	2
5t)	*Hartsfield, Car.	2	0	2
5t)	Haynes, Car.	2	0	2
5t)	Hill, LA-R	2	0	2
5t)	*Hurts, Phi.	2	2	0
5t)	Jones, NY-G	2	2	0
5t)	Kamara, N.O.	2	2	0
5t)	Kelce, Phi.	2	2	0
5t)	McLeod, Phi.	2	0	2
5t)	*Metellus, Min.	2	1	1
5t)	A. Miller, Chi.	2	2	0
5t)	Dav. Moore, Sea.	2	2	0
5t)	Reynolds, LA-R	2	2	0
5t)	S. Sims, Was.	2	2	0
5t)	Smith, N.O.	2	2	0
5t)	Z. Smith, G.B.	2	0	2
5t)	Trubisky, Chi.	2	2	0
5t)	D. Wilson, Dal.	2	0	2
5t)	Wilson, Min.	2	0	2
5t)	*Wright, Was.	2	2	0
5t)	Wright, Sea.	2	0	2

**NFC / OFFENSIVE FUMBLE RECOVERIES**

Rank	Player, Team	Ret	Yards	Avg	Long	TD
1t)	Brady, T.B.	3	0	0.0	0	0
1t)	T. Hill, N.O.	3	0	0.0	0	0
1t)	Wentz, Phi.	3	0	0.0	0	0
4t)	Brees, N.O.	2	0	0.0	0	0
4t)	Elliott, Dal.	2	0	0.0	0	0
4t)	Foles, Chi.	2	0	0.0	0	0
4t)	Gray, N.O.	2	0	0.0	0	0
4t)	*Hurts, Phi.	2	0	0.0	0	0
4t)	Jones, NY-G	2	0	0.0	0	0
4t)	Kamara, N.O.	2	0	0.0	0	0
4t)	Kelce, Phi.	2	0	0.0	0	0
4t)	A. Miller, Chi.	2	0	0.0	0	0
4t)	Dav. Moore, Sea.	2	0	0.0	0	0
4t)	S. Sims, Was.	2	0	0.0	0	0
4t)	Smith, N.O.	2	0	0.0	0	0
4t)	Trubisky, Chi.	2	0	0.0	0	0
4t)	*Wright, Was.	2	0	0.0	0	0
4t)	Reynolds, LA-R	2	-2	-1.0	8	0

**NFC / DEFENSIVE FUMBLE RECOVERIES**

Rank	Player, Team	Ret	Yards	Avg	Long	TD
1t)	McLeod, Phi.	2	50	25.0	53t	1
1t)	*Chinn, Car.	2	45	22.5	28t	2
1t)	Hill, LA-R	2	20	10.0	20t	1
1t)	Wilson, Min.	2	7	3.5	4	0
1t)	Haynes, Car.	2	1	0.5	1	0
1t)	Tuioti-Mariner, Atl.	2	1	0.5	1	0
1t)	Boston, Car.	2	0	0.0	0	0
1t)	*Callaway, N.O.	2	0	0.0	0	0
1t)	David, T.B.	2	0	0.0	0	0
1t)	Floyd, LA-R	2	0	0.0	0	0
1t)	M. Harris, S.F.	2	0	0.0	0	0
1t)	*Hartsfield, Car.	2	0	0.0	0	0
1t)	Z. Smith, G.B.	2	0	0.0	0	0
1t)	D. Wilson, Dal.	2	0	0.0	0	0
1t)	Wright, Sea.	2	0	0.0	0	0

**WEEK 12 / THROUGH SUNDAY, NOVEMBER 29, 2020**

**NFL / LEADING PASSERS**

Player, Team	Att	Comp	Pct		Avg		Pct			Pct Rating	
			Comp	Yds	Gain	TD	TD	Long	Int	Int	Points
Rodgers, G.B.	381	261	68.5	3100	8.14	33	8.7	78t	4	1.0	117.6
Mahomes, K.C.	423	291	68.8	3497	8.27	30	7.1	75t	2	0.5	115.5
Watson, Hou.	363	250	68.9	3201	8.82	24	6.6	77t	5	1.4	112.5
Wilson, Sea.	362	256	70.7	2986	8.25	30	8.3	62	10	2.8	111.5
Brees, N.O.	298	219	73.5	2196	7.37	18	6.0	52t	3	1.0	110.0
<b>Tannehill, Ten.</b>	<b>334</b>	<b>217</b>	<b>65.0</b>	<b>2608</b>	<b>7.81</b>	<b>23</b>	<b>6.9</b>	<b>73t</b>	<b>4</b>	<b>1.2</b>	<b>106.7</b>
Carr, L.V.	348	241	69.3	2646	7.60	19	5.5	72t	4	1.1	104.9
Cousins, Min.	320	218	68.1	2768	8.65	23	7.2	71t	11	3.4	104.5
J. Allen, Buf.	388	267	68.8	3028	7.80	22	5.7	49	8	2.1	102.3
Roethlisberger, Pit.	380	255	67.1	2534	6.67	24	6.3	84t	5	1.3	101.4
*Herbert, LA-C	402	269	66.9	3015	7.50	23	5.7	72t	7	1.7	100.9
Prescott, Dal.	222	151	68.0	1856	8.36	9	4.1	58	4	1.8	99.6
Bridgewater, Car.	366	257	70.2	2819	7.70	14	3.8	75t	8	2.2	96.3
K. Murray, Ariz	387	264	68.2	2814	7.27	19	4.9	80t	9	2.3	95.9
Brady, T.B.	474	307	64.8	3300	6.96	28	5.9	50	11	2.3	95.1
Minshew, Jac.	267	176	65.9	1855	6.95	13	4.9	51	5	1.9	94.4
Rivers, Ind.	391	263	67.3	2978	7.62	16	4.1	55	9	2.3	93.9
Jackson, Bal.	276	175	63.4	1948	7.06	15	5.4	47	6	2.2	93.4
Fitzpatrick, Mia.	254	174	68.5	1909	7.52	12	4.7	70	8	3.1	93.1
Stafford, Det.	386	244	63.2	2876	7.45	18	4.7	73	8	2.1	92.7
Ryan, Atl.	427	277	64.9	3163	7.41	17	4.0	63	8	1.9	92.5
<b>Mayfield, Cle.</b>	<b>294</b>	<b>180</b>	<b>61.2</b>	<b>2108</b>	<b>7.17</b>	<b>17</b>	<b>5.8</b>	<b>43t</b>	<b>7</b>	<b>2.4</b>	<b>92.3</b>
Goff, LA-R	403	271	67.2	3021	7.50	16	4.0	56t	10	2.5	92.3
*Burrow, Cin.	404	264	65.3	2688	6.65	13	3.2	67	5	1.2	89.8
Mullens, S.F.	206	139	67.5	1642	7.97	6	2.9	47	7	3.4	87.1
Smith, Was.	155	107	69.0	1067	6.88	3	1.9	68t	5	3.2	81.3
Foles, Chi.	311	202	65.0	1852	5.95	10	3.2	50	8	2.6	81.0
Newton, N.E.	266	178	66.9	1984	7.46	4	1.5	50	9	3.4	79.8
Jones, NY-G	361	228	63.2	2335	6.47	8	2.2	53	9	2.5	78.7
Wentz, Phi.	377	220	58.4	2326	6.17	14	3.7	59	14	3.7	73.3
Lock, Den.	268	149	55.6	1767	6.59	7	2.6	61	11	4.1	67.5
Darnold, NY-J	218	128	58.7	1242	5.70	3	1.4	69t	8	3.7	64.0

**NFL / LEADING PASSERS, RANKS**

Player, Team	Att	Comp	Pct		Avg		Pct			Pct Rating	
			Comp	Yds	Gain	TD	TD	Long	Int	Int	Points
Rodgers, G.B.	11	10	9t	5	6	1	1		3t	3	1
Mahomes, K.C.	3	2	8	1	4	2t	4		1	1	2
Watson, Hou.	15	14	6	3	1	5t	6		7t	8	3
Wilson, Sea.	16	12	2	9	5	2t	2		27t	24	4
Brees, N.O.	22	19	1	21	19	13t	8		2	2	5
<b>Tannehill, Ten.</b>	<b>19</b>	<b>21</b>	<b>22</b>	<b>17</b>	<b>8</b>	<b>7t</b>	<b>5</b>		<b>3t</b>	<b>5</b>	<b>6</b>
Carr, L.V.	18	16	4	16	12	11t	13		3t	4	7
Cousins, Min.	20	20	12	14	2	7t	3		29t	29	8
J. Allen, Buf.	8	6	7	6	9	10	12		16t	13	9
Roethlisberger, Pit.	12	13	17	18	26	5t	7		7t	7	10
*Herbert, LA-C	6	5	19	8	14	7t	11		13t	9	11
Prescott, Dal.	29	28	13	26	3	26t	20		3t	10	12
Bridgewater, Car.	14	11	3	12	10	20t	23		16t	16	13
K. Murray, Ariz	9	7t	11	13	20	11t	15		23t	19	14
Brady, T.B.	1	1	25	2	23	4	9		29t	18	15
Minshew, Jac.	26	25	20	27	24	22t	16		7t	11	16
Rivers, Ind.	7	9	15	10	11	17t	19		23t	17	17
Jackson, Bal.	24	26	26	24	22	19	14		12	15	18
Fitzpatrick, Mia.	28	27	9t	25	13	24	17		16t	25	19
Stafford, Det.	10	15	27	11	17	13t	18		16t	14	20
Ryan, Atl.	2	3	24	4	18	15t	21		16t	12	21
<b>Mayfield, Cle.</b>	<b>23</b>	<b>23</b>	<b>29</b>	<b>22</b>	<b>21</b>	<b>15t</b>	<b>10</b>		<b>13t</b>	<b>20</b>	<b>22</b>
Goff, LA-R	5	4	16	7	15	17t	22		27t	21	23
*Burrow, Cin.	4	7t	21	15	27	22t	25		7t	6	24
Mullens, S.F.	31	30	14	30	7	31t	27		13t	28	25
Smith, Was.	32	32	5	33	25	38t	30		7t	26	26
Foles, Chi.	21	22	23	28	31	25	26		16t	23	27
Newton, N.E.	27	24	18	23	16	35t	31		23t	27	28
Jones, NY-G	17	17	28	19	29	28	29		23t	22	29
Wentz, Phi.	13	18	31	20	30	20t	24		32	31	30
Lock, Den.	25	29	32	29	28	29t	28		29t	32	31
Darnold, NY-J	30	31	30	31	32	38t	32		16t	30	32

**WEEK 12 / THROUGH SUNDAY, NOVEMBER 29, 2020**

**NFL / FOURTH-QUARTER PASSING LEADERS**

Rank	Player, Team	Att	Comp	Comp%	Yards	YPA	TD	TD%	Int	Int%	Rating
1)	Cousins, Min.	85	62	72.9	792	9.32	11	12.9	1	1.2	136.4
2)	Mahomes, K.C.	92	65	70.7	791	8.60	10	10.9	1	1.1	128.5
3)	Roethlisberger, Pit.	83	65	78.3	621	7.48	8	9.6	1	1.2	124.9
4)	Watson, Hou.	102	68	66.7	939	9.21	10	9.8	2	2.0	120.5
5)	Brees, N.O.	64	50	78.1	503	7.86	4	6.3	0	0.0	120.2
6)	Brady, T.B.	105	70	66.7	831	7.91	9	8.6	1	1.0	115.2
7)	Goff, LA-R	82	57	69.5	681	8.30	6	7.3	1	1.2	113.9
8)	Rodgers, G.B.	79	56	70.9	645	8.16	4	5.1	0	0.0	112.1
9)	J. Allen, Buf.	91	66	72.5	882	9.69	6	6.6	3	3.3	111.1
10)	Trubisky, Chi.	36	23	63.9	214	5.94	5	13.9	1	2.8	108.1
<b>11)</b>	<b>Tannehill, Ten.</b>	<b>93</b>	<b>64</b>	<b>68.8</b>	<b>626</b>	<b>6.73</b>	<b>7</b>	<b>7.5</b>	<b>1</b>	<b>1.1</b>	<b>108.1</b>
12)	Mullens, S.F.	83	59	71.1	746	8.99	4	4.8	2	2.4	104.8
13)	*Burrow, Cin.	106	74	69.8	738	6.96	6	5.7	2	1.9	100.3
14)	Jackson, Bal.	50	31	62.0	339	6.78	2	4.0	0	0.0	95.3
15)	K. Murray, Ariz	71	42	59.2	532	7.49	5	7.0	2	2.8	94.3
16)	Wilson, Sea.	98	62	63.3	760	7.76	7	7.1	4	4.1	93.9
17)	Carr, L.V.	75	50	66.7	443	5.91	5	6.7	2	2.7	93.4
18)	Minshew, Jac.	94	57	60.6	615	6.54	6	6.4	2	2.1	92.3
19)	Prescott, Dal.	88	57	64.8	631	7.17	4	4.5	2	2.3	91.6
20)	Foles, Chi.	123	77	62.6	697	5.67	7	5.7	2	1.6	90.1
21)	*Herbert, LA-C	110	76	69.1	749	6.81	4	3.6	3	2.7	88.8
22)	Haskins, Was.	32	20	62.5	276	8.63	1	3.1	1	3.1	87.5
23)	Bridgewater, Car.	104	73	70.2	884	8.50	1	1.0	3	2.9	87.2
<b>24)</b>	<b>Mayfield, Cle.</b>	<b>51</b>	<b>27</b>	<b>52.9</b>	<b>377</b>	<b>7.39</b>	<b>4</b>	<b>7.8</b>	<b>2</b>	<b>3.9</b>	<b>86.8</b>
25)	Stafford, Det.	124	76	61.3	865	6.98	4	3.2	2	1.6	86.3
26)	Newton, N.E.	85	56	65.9	598	7.04	1	1.2	1	1.2	85.3
27)	Rivers, Ind.	102	68	66.7	724	7.10	3	2.9	3	2.9	84.8
28)	Ryan, Atl.	115	72	62.6	839	7.30	4	3.5	4	3.5	81.8
29)	Beathard, S.F.	28	18	64.3	169	6.04	0	0.0	0	0.0	80.8
30)	Dalton, Dal.	50	35	70.0	275	5.50	2	4.0	2	4.0	80.0
31)	Wentz, Phi.	113	61	54.0	609	5.39	7	6.2	3	2.7	79.1
32)	Jones, NY-G	115	67	58.3	632	5.50	3	2.6	2	1.7	75.0
33)	Lock, Den.	90	52	57.8	649	7.21	6	6.7	6	6.7	74.7
34)	Smith, Was.	53	30	56.6	333	6.28	1	1.9	2	3.8	66.0
35)	Fitzpatrick, Mia.	65	42	64.6	396	6.09	2	3.1	4	6.2	65.9
36)	Darnold, NY-J	58	32	55.2	268	4.62	1	1.7	2	3.4	58.7
37)	Flacco, NY-J	48	22	45.8	230	4.79	1	2.1	1	2.1	58.5
38)	*Luton, Jac.	37	21	56.8	186	5.03	0	0.0	2	5.4	47.8

**NFL / THIRD-DOWN PASSING LEADERS**

Rank	Player, Team	Att	Comp	Comp%	Yards	YPA	TD	TD%	Int	Int%	Rating
1)	Mahomes, K.C.	92	61	66.3	885	9.62	10	10.9	0	0.0	133.7
2)	Minshew, Jac.	63	45	71.4	497	7.89	6	9.5	1	1.6	119.6
3)	Rodgers, G.B.	101	66	65.3	990	9.80	9	8.9	3	3.0	114.7
4)	Cousins, Min.	79	56	70.9	709	8.97	6	7.6	2	2.5	113.3
5)	Carr, L.V.	98	66	67.3	903	9.21	6	6.1	1	1.0	112.8
6)	Brees, N.O.	75	57	76.0	549	7.32	5	6.7	1	1.3	112.6
7)	*Herbert, LA-C	104	66	63.5	813	7.82	12	11.5	4	3.8	110.0
8)	Brady, T.B.	126	77	61.1	802	6.37	10	7.9	0	0.0	106.0
9)	Roethlisberger, Pit.	110	76	69.1	809	7.35	7	6.4	2	1.8	103.9
10)	J. Allen, Buf.	79	53	67.1	616	7.80	5	6.3	2	2.5	101.0
11)	Ryan, Atl.	100	65	65.0	705	7.05	7	7.0	2	2.0	100.6
12)	Jackson, Bal.	77	48	62.3	566	7.35	6	7.8	2	2.6	99.8
13)	Jones, NY-G	102	72	70.6	734	7.20	4	3.9	2	2.0	95.8
14)	Watson, Hou.	83	48	57.8	604	7.28	4	4.8	1	1.2	91.6
15)	Goff, LA-R	103	64	62.1	841	8.17	4	3.9	3	2.9	88.7
16)	Stafford, Det.	98	58	59.2	847	8.64	4	4.1	3	3.1	88.3
17)	Bridgewater, Car.	90	62	68.9	712	7.91	2	2.2	3	3.3	86.0
<b>18)</b>	<b>Tannehill, Ten.</b>	<b>92</b>	<b>49</b>	<b>53.3</b>	<b>498</b>	<b>5.41</b>	<b>5</b>	<b>5.4</b>	<b>1</b>	<b>1.1</b>	<b>82.6</b>
19)	Wentz, Phi.	85	45	52.9	556	6.54	3	3.5	2	2.4	75.4
20)	*Burrow, Cin.	91	55	60.4	639	7.02	2	2.2	3	3.3	75.3
21)	Rivers, Ind.	100	60	60.0	732	7.32	4	4.0	5	5.0	75.1
22)	Fitzpatrick, Mia.	57	31	54.4	303	5.32	4	7.0	3	5.3	71.0
23)	Foles, Chi.	81	42	51.9	356	4.40	4	4.9	2	2.5	69.8
24)	K. Murray, Ariz	88	49	55.7	551	6.26	4	4.5	5	5.7	66.1
<b>25)</b>	<b>Mayfield, Cle.</b>	<b>87</b>	<b>44</b>	<b>50.6</b>	<b>493</b>	<b>5.67</b>	<b>4</b>	<b>4.6</b>	<b>4</b>	<b>4.6</b>	<b>64.0</b>
26)	Lock, Den.	75	41	54.7	498	6.64	2	2.7	4	5.3	62.0
27)	Wilson, Sea.	75	42	56.0	416	5.55	3	4.0	5	6.7	57.4
28)	Darnold, NY-J	65	33	50.8	368	5.66	1	1.5	4	6.2	47.5



**WEEK 12 / THROUGH SUNDAY, NOVEMBER 29, 2020****NFL / LEADING RUSHERS**

Rank	Player, Team	Att	Yards	Avg	Long	TD
<b>1)</b>	<b>Henry, Ten.</b>	<b>256</b>	<b>1257</b>	<b>4.9</b>	<b>94t</b>	<b>12</b>
2)	Cook, Min.	219	1130	5.2	70t	13
3)	*J. Robinson, Jac.	194	890	4.6	39	6
4)	Jones, T.B.	162	820	5.1	98t	5
5)	Jacobs, L.V.	206	782	3.8	24	9
<b>6t)</b>	<b>Chubb, Cle.</b>	<b>115</b>	<b>719</b>	<b>6.3</b>	<b>59</b>	<b>6</b>
6t)	Drake, Ariz	168	719	4.3	69t	7
8)	Elliott, Dal.	181	707	3.9	24	5
<b>9)</b>	<b>Hunt, Cle.</b>	<b>157</b>	<b>706</b>	<b>4.5</b>	<b>33</b>	<b>4</b>
10)	*Edwards-Helaire, K.C.	151	692	4.6	31	4
11)	K. Murray, Ariz (QB)	97	650	6.7	48	10
12t)	Conner, Pit.	145	645	4.4	59	5
12t)	*A. Gibson, Was.	139	645	4.6	40	11
14)	A. Jones, G.B.	130	624	4.8	75t	6
15)	Gurley, Atl.	167	610	3.7	35t	9
16t)	Kamara, N.O.	128	585	4.6	49	8
16t)	Sanders, Phi.	102	585	5.7	74t	3
18t)	Jackson, Bal. (QB)	103	575	5.6	50t	3
18t)	Montgomery, Chi.	142	575	4.0	57	1
20)	Harris, N.E.	110	561	5.1	41	2
21)	Gordon, Den.	134	554	4.1	43t	6
22)	Murray, N.O.	121	551	4.6	36t	4
23)	Gore, NY-J	141	521	3.7	17	1
24)	*Taylor, Ind.	135	518	3.8	21	4
25)	Henderson, LA-R	120	510	4.3	40	4
26)	Davis, Car.	126	504	4.0	25	3
27)	Singleton, Buf.	110	483	4.4	24	1
28)	Peterson, Det.	119	444	3.7	27	4
29)	Mixon, Cin.	119	428	3.6	34t	3
30)	Lindsay, Den.	82	414	5.0	55t	1

**NFL / THIRD-AND-ONE RUSHING LEADERS**

Rank	Player, Team	Att	FD	Pct
1t)	Jones, T.B.	6	6	100.0
1t)	Snell, Pit.	6	6	100.0
1t)	T. Hill, N.O.	5	5	100.0
1t)	Murray, N.O.	5	5	100.0
1t)	Barber, Was.	4	4	100.0
1t)	Bernard, Cin.	4	4	100.0
1t)	*Burrow, Cin.	4	4	100.0
1t)	Kamara, N.O.	4	4	100.0
1t)	Montgomery, Chi.	4	4	100.0
1t)	Yeldon, Buf.	4	4	100.0
1t)	Armah, Car.	3	3	100.0
1t)	Brees, N.O.	3	3	100.0
1t)	McKinnon, S.F.	3	3	100.0
1t)	McKissic, Was.	3	3	100.0
15)	Newton, N.E.	10	9	90.0
16)	Drake, Ariz	9	8	88.9
17)	Edwards, Bal.	8	7	87.5
18t)	Brown, LA-R	7	6	85.7
<b>18t)</b>	<b>Hunt, Cle.</b>	<b>7</b>	<b>6</b>	<b>85.7</b>
18t)	J. Williams, G.B.	7	6	85.7
21t)	*Moss, Buf.	5	4	80.0
21t)	Wentz, Phi.	5	4	80.0
23t)	Ballage, NY-J-LA-C	4	3	75.0
23t)	Burkhead, N.E.	4	3	75.0
23t)	Davis, Car.	4	3	75.0
23t)	*A. Gibson, Was.	4	3	75.0
23t)	Gordon, Den.	4	3	75.0
23t)	Gore, NY-J	4	3	75.0
23t)	Gurley, Atl.	4	3	75.0
23t)	Du. Johnson, Hou.	4	3	75.0
<b>23t)</b>	<b>Tannehill, Ten.</b>	<b>4</b>	<b>3</b>	<b>75.0</b>
23t)	Wilson, S.F.	4	3	75.0
33t)	Elliott, Dal.	11	8	72.7
<b>33t)</b>	<b>Henry, Ten.</b>	<b>11</b>	<b>8</b>	<b>72.7</b>
35)	Da. Johnson, Hou.	7	5	71.4
36)	Conner, Pit.	6	4	66.7
37)	*J. Robinson, Jac.	8	5	62.5
38t)	Cook, Min.	10	6	60.0
38t)	*Kelley, LA-C	10	6	60.0
38t)	Peterson, Det.	5	3	60.0
41t)	Gaskin, Mia.	6	3	50.0
41t)	Jacobs, L.V.	6	3	50.0
41t)	Mixon, Cin.	6	3	50.0
44)	J. Allen, Buf.	7	3	42.9

**WEEK 12 / THROUGH SUNDAY, NOVEMBER 29, 2020****NFL / LEADERS IN RECEPTIONS**

Rank	Player, Team	Rec	Yards	Avg	Long	TD
1)	Allen, LA-C	85	875	10.3	28	7
2)	Diggs, Buf.	80	945	11.8	49	4
3)	Hopkins, Ariz	77	967	12.6	60	4
4)	Anderson, Car.	75	912	12.2	75t	2
5t)	Kelce, K.C. (TE)	74	978	13.2	45	7
5t)	D. Adams, G.B.	74	908	12.3	49	11
7)	Boyd, Cin.	72	725	10.1	25	3
8t)	Cooper, Dal.	71	848	11.9	58	3
8t)	Robinson, Chi.	71	829	11.7	42	5
10)	McLaurin, Was.	69	963	14.0	68t	3
11t)	T. Hill, K.C.	68	1021	15.0	75t	13
11t)	Kamara, N.O. (RB)	68	646	9.5	52t	4
13)	Lockett, Sea.	67	748	11.2	47t	8
14)	Kupp, LA-R	66	763	11.6	55t	2
15)	Waller, L.V. (TE)	64	542	8.5	26	5
16)	Woods, LA-R	61	679	11.1	56t	5
17)	Smith-Schuster, Pit.	58	535	9.2	31t	5
18)	Beasley, Buf.	57	667	11.7	29	3
19t)	Ridley, Atl.	54	797	14.8	63	7
19t)	Samuel, Car.	54	517	9.6	35	3
21t)	Fuller, Hou.	53	879	16.6	77t	8
21t)	*Lamb, Dal.	53	650	12.3	43t	4
23t)	*Jefferson, Min.	52	918	17.7	71t	6
23t)	Cooks, Hou.	52	719	13.8	57t	3
23t)	Parker, Mia.	52	642	12.3	28	4
23t)	Davis, Car. (RB)	52	329	6.3	23	2
27)	Moore, Car.	50	924	18.5	74t	4
28t)	Thielen, Min.	49	646	13.2	51	11
28t)	Godwin, T.B.	49	562	11.5	44	3
28t)	D. Johnson, Pit.	49	537	11.0	46	4

**NFL / RECEIVING YARDAGE LEADERS**

Rank	Player, Team	Yards	Rec	Avg	Long	TD
1)	T. Hill, K.C.	1021	68	15.0	75t	13
2)	Kelce, K.C. (TE)	978	74	13.2	45	7
3)	Hopkins, Ariz	967	77	12.6	60	4
4)	McLaurin, Was.	963	69	14.0	68t	3
5)	Diggs, Buf.	945	80	11.8	49	4
6)	Moore, Car.	924	50	18.5	74t	4
7)	*Jefferson, Min.	918	52	17.7	71t	6
8)	Anderson, Car.	912	75	12.2	75t	2
9)	D. Adams, G.B.	908	74	12.3	49	11
10)	Fuller, Hou.	879	53	16.6	77t	8
11)	Allen, LA-C	875	85	10.3	28	7
12)	Metcalfe, Sea.	862	48	18.0	62	9
13)	Cooper, Dal.	848	71	11.9	58	3
14)	Robinson, Chi.	829	71	11.7	42	5
15)	Ridley, Atl.	797	54	14.8	63	7
16)	Kupp, LA-R	763	66	11.6	55t	2
17)	Lockett, Sea.	748	67	11.2	47t	8
18)	Boyd, Cin.	725	72	10.1	25	3
19)	Cooks, Hou.	719	52	13.8	57t	3
20)	Woods, LA-R	679	61	11.1	56t	5
21)	J. Jones, Atl.	677	45	15.0	44	3
22)	*Higgins, Cin.	673	48	14.0	67	5
23)	Beasley, Buf.	667	57	11.7	29	3
24)	*Lamb, Dal.	650	53	12.3	43t	4
25t)	Kamara, N.O. (RB)	646	68	9.5	52t	4
25t)	Thielen, Min.	646	49	13.2	51	11
27)	Parker, Mia.	642	52	12.3	28	4
<b>28)</b>	<b>A. Brown, Ten.</b>	<b>638</b>	<b>40</b>	<b>16.0</b>	<b>73t</b>	<b>8</b>
<b>29)</b>	<b>C. Davis, Ten.</b>	<b>619</b>	<b>42</b>	<b>14.7</b>	<b>50</b>	<b>3</b>
<b>30)</b>	<b>Landry, Cle.</b>	<b>614</b>	<b>46</b>	<b>13.3</b>	<b>32</b>	<b>1</b>

**WEEK 12 / THROUGH SUNDAY, NOVEMBER 29, 2020****NFL / THIRD-DOWN RECEIVING LEADERS**

Rank	Player, Team	Rec	Yards	Avg	Long	TD
1)	Allen, LA-C	26	284	10.9	28	6
2)	Samuel, Car.	25	282	11.3	24	1
3)	D. Adams, G.B.	23	316	13.7	49	4
4)	Smith-Schuster, Pit.	22	190	8.6	21	3
5t)	*Lamb, Dal.	19	226	11.9	37	1
5t)	Waller, L.V. (TE)	19	190	10.0	26	0
7t)	Gage, Atl.	18	197	10.9	27	0
7t)	Diggs, Buf.	18	185	10.3	21	1
9)	Boyd, Cin.	17	171	10.1	23	2
10t)	*Jefferson, Min.	16	288	18.0	54	1
10t)	Kelce, K.C. (TE)	16	239	14.9	44	2
10t)	Engram, NY-G (TE)	16	207	12.9	53	0
13t)	Kupp, LA-R	15	289	19.3	55t	1
13t)	Hopkins, Ariz	15	234	15.6	60	2
13t)	Ridley, Atl.	15	183	12.2	27	3
13t)	Tate, NY-G	15	150	10.0	21	0
17t)	T. Hill, K.C.	14	243	17.4	44t	4
17t)	*Claypool, Pit.	14	236	16.9	35t	2
17t)	Godwin, T.B.	14	195	13.9	44	1
17t)	Woods, LA-R	14	142	10.1	31	2
17t)	Ward, Phi.	14	130	9.3	29t	1
17t)	McKissic, Was. (RB)	14	115	8.2	26	0
<b>17t)</b>	<b>Firkser, Ten. (TE)</b>	<b>14</b>	<b>102</b>	<b>7.3</b>	<b>14</b>	<b>0</b>
17t)	Kamara, N.O. (RB)	14	102	7.3	21	1

**WEEK 12 / THROUGH SUNDAY, NOVEMBER 29, 2020****NFL / LEADING SCORERS, NONKICKERS**

Rank	Player, Team	TD	Rush	Rec	Ret	X2	Pts
1)	Cook, Min. (RB)	14	13	1	0	3	90
2)	T. Hill, K.C. (WR)	14	1	13	0	0	84
<b>3t)</b>	<b>Henry, Ten. (RB)</b>	<b>12</b>	<b>12</b>	<b>0</b>	<b>0</b>	<b>0</b>	<b>72</b>
3t)	Kamara, N.O. (RB)	12	8	4	0	0	72
5)	Thielen, Min. (WR)	11	0	11	0	1	68
6t)	D. Adams, G.B. (WR)	11	0	11	0	0	66
6t)	M. Evans, T.B. (WR)	11	0	11	0	0	66
6t)	*A. Gibson, Was. (RB)	11	11	0	0	0	66
9t)	*Claypool, Pit. (WR)	10	2	8	0	0	60
9t)	K. Murray, Ariz (QB)	10	10	0	0	0	60
<b>11t)</b>	<b>A. Brown, Ten. (WR)</b>	<b>9</b>	<b>0</b>	<b>8</b>	<b>1</b>	<b>0</b>	<b>54</b>
11t)	Gurley, Atl. (RB)	9	9	0	0	0	54
11t)	Jacobs, L.V. (RB)	9	9	0	0	0	54
11t)	Metcalf, Sea. (WR)	9	0	9	0	0	54
11t)	Newton, N.E. (QB)	9	9	0	0	0	54
16)	*J. Robinson, Jac. (RB)	8	6	2	0	1	50
17t)	Fuller, Hou. (WR)	8	0	8	0	0	48
<b>17t)</b>	<b>Hunt, Cle. (RB)</b>	<b>8</b>	<b>4</b>	<b>4</b>	<b>0</b>	<b>0</b>	<b>48</b>
17t)	A. Jones, G.B. (RB)	8	6	2	0	0	48
17t)	Lockett, Sea. (WR)	8	0	8	0	0	48
<b>17t)</b>	<b>J. Smith, Ten. (TE)</b>	<b>8</b>	<b>1</b>	<b>7</b>	<b>0</b>	<b>0</b>	<b>48</b>
22t)	Allen, LA-C (WR)	7	0	7	0	1	44
22t)	Elliott, Dal. (RB)	7	5	2	0	1	44
22t)	Ridley, Atl. (WR)	7	0	7	0	1	44
25t)	J. Allen, Buf. (QB)	7	6	1	0	0	42
25t)	Drake, Ariz (RB)	7	7	0	0	0	42
25t)	Gordon, Den. (RB)	7	6	1	0	0	42
25t)	Kelce, K.C. (TE)	7	0	7	0	0	42
25t)	Tonyan, G.B. (TE)	7	0	7	0	0	42
25t)	Woods, LA-R (WR)	7	2	5	0	0	42



**WEEK 12 / THROUGH SUNDAY, NOVEMBER 29, 2020**

**NFL / LEADING SCORERS, KICKERS**

Rank	Player, Team	PAT	FG	Pct	Long	Pts
1)	Koo, Atl.	22/25	29/30	.967	54	109
2)	Succop, T.B.	36/38	22/24	.917	50	102
3)	Carlson, L.V.	31/32	23/25	.920	54	100
4t)	Lutz, N.O.	38/38	20/22	.909	53	98
4t)	Sanders, Mia.	26/26	24/25	.960	56	98
4t)	Slye, Car.	26/28	24/31	.774	56	98
7)	*Blankenship, Ind.	27/29	23/26	.885	44	96
8)	*Bass, Buf.	32/33	21/27	.778	58	95
9)	Gano, NY-G	17/17	25/26	.962	55	92
10t)	Bullock, Cin.	23/24	21/25	.840	55	86
10t)	Butker, K.C.	35/41	17/19	.895	58	86
10t)	Tucker, Bal.	29/29	19/20	.950	55	86
13)	Z. Gonzalez, Ariz	34/35	16/21	.762	56	82
14t)	McManus, Den.	18/19	21/22	.955	58	81
14t)	Zuerlein, Dal.	18/21	21/24	.875	59	81
16t)	Fairbairn, Hou.	26/28	18/21	.857	54	80
<b>16t)</b>	<b>Gostkowski, Ten.</b>	<b>32/34</b>	<b>16/24</b>	<b>.667</b>	<b>55</b>	<b>80</b>
16t)	Prater, Det.	26/26	18/25	.720	59	80
19)	Crosby, G.B.	40/42	13/13	1.000	53	79
20)	Boswell, Pit.	30/33	16/17	.941	59	78
21t)	Badgley, LA-C	26/29	17/22	.773	53	77
21t)	Folk, N.E.	20/22	19/21	.905	51	77
23)	Gould, S.F.	27/28	16/18	.889	52	75
24)	Santos, Chi.	20/20	18/20	.900	55	74
<b>25)</b>	<b>Parkey, Cle.</b>	<b>28/29</b>	<b>15/17</b>	<b>.882</b>	<b>46</b>	<b>73</b>
26)	Myers, Sea.	36/38	12/12	1.000	61	72
27)	Hopkins, Was.	23/24	16/22	.727	50	71
28)	Bailey, Min.	26/27	10/12	.833	53	56
29)	Elliott, Phi.	14/14	10/14	.714	54	44
30)	*Sloman, LA-R-Ten.	18/21	8/11	.727	42	42
31)	Ficken, NY-J	8/10	9/10	.900	54	35
32)	Castillo, NY-J	4/ 4	7/ 9	.778	55	25
33)	Lambo, Jac.	8/10	5/ 5	1.000	59	23
34)	Rosas, Jac.	2/ 2	6/ 8	.750	54	20
35)	Gay, Ind.-LA-R	5/ 5	4/ 5	.800	48	17
36)	McLaughlin, Min.-Jac.	2/ 2	3/ 3	1.000	52	11
37)	Forbath, Car.-Chi.-LA-R	4/ 5	2/ 3	.667	23	10
38t)	Brown, Jac.	1/ 1	1/ 2	.500	31	4
38t)	Fry, Atl.	1/ 2	1/ 1	1.000	23	4
40)	Hauschka, Jac.	2/ 2	0/ 2	.000	--	2
41)	*Wright, Jac.	1/ 2	0/ 0	---	--	1
42)	Seibert, Cle.-Cin.	0/ 1	0/ 1	.000	--	0

**NFL / TOUCHBACKS ON KICKOFFS**

Rank	Player, Team	TB
1)	Pinion, T.B.	62
2)	Slye, Car.	56
3)	Butker, K.C.	50
4t)	Hopkins, Was.	45
4t)	Lutz, N.O.	45
6)	Tucker, Bal.	43
7)	Sanders, Mia.	42
8t)	*Bass, Buf.	41
8t)	Bullock, Cin.	41
<b>10t)</b>	<b>Gostkowski, Ten.</b>	<b>39</b>
10t)	Zuerlein, Dal.	39
12t)	Carlson, L.V.	38
12t)	Long, LA-C	38
14)	Boswell, Pit.	37
15t)	Bailey, Min.	36
15t)	Crosby, G.B.	36
15t)	McManus, Den.	36
18)	Myers, Sea.	35
19t)	Bailey, N.E.	34
19t)	Z. Gonzalez, Ariz	34
21)	Fairbairn, Hou.	33
22t)	Elliott, Phi.	30
<b>22t)</b>	<b>Parkey, Cle.</b>	<b>30</b>
24)	Sanchez, Ind.	29
25t)	Santos, Chi.	28
25t)	Wishnowsky, S.F.	28
27)	Gano, NY-G	24
28t)	Cooke, Jac.	22
28t)	Koo, Atl.	22
28t)	*Sloman, LA-R-Ten.	22
31)	Fox, Det.	16
32)	Ficken, NY-J	13
33)	*Mann, NY-J	10

**WEEK 12 / THROUGH SUNDAY, NOVEMBER 29, 2020**

**NFL / MOST YARDS FROM SCRIMMAGE**

Rank	Player, Team	Total			Rushing			Receiving		
		Yards	Att+Rec	Avg	Yards	Att	Avg	Yards	Rec	Avg
1)	Cook, Min. (RB)	1385	248	5.6	1130	219	5.2	255	29	8.8
<b>2)</b>	<b>Henry, Ten. (RB)</b>	<b>1350</b>	<b>270</b>	<b>5.0</b>	<b>1257</b>	<b>256</b>	<b>4.9</b>	<b>93</b>	<b>14</b>	<b>6.6</b>
3)	Kamara, N.O. (RB)	1231	196	6.3	585	128	4.6	646	68	9.5
4)	*J. Robinson, Jac. (RB)	1170	230	5.1	890	194	4.6	280	36	7.8
5)	T. Hill, K.C. (WR)	1081	78	13.9	60	10	6.0	1021	68	15.0
6)	McLaurin, Was. (WR)	993	71	14.0	30	2	15.0	963	69	14.0
7)	Jones, T.B. (RB)	981	189	5.2	820	162	5.1	161	27	6.0
8)	Kelce, K.C. (TE)	978	74	13.2	0	0	---	978	74	13.2
9)	Hopkins, Ariz (WR)	967	77	12.6	0	0	---	967	77	12.6
10)	Elliott, Dal. (RB)	963	220	4.4	707	181	3.9	256	39	6.6
11)	Jacobs, L.V. (RB)	957	233	4.1	782	206	3.8	175	27	6.5
12t)	Diggs, Buf. (WR)	945	80	11.8	0	0	---	945	80	11.8
12t)	Moore, Car. (WR)	945	51	18.5	21	1	21.0	924	50	18.5
14)	*Edwards-Helaire, K.C. (RB)	926	181	5.1	692	151	4.6	234	30	7.8
15)	*Jefferson, Min. (WR)	918	52	17.7	0	0	---	918	52	17.7
16)	Anderson, Car. (WR)	915	76	12.0	3	1	3.0	912	75	12.2
17)	D. Adams, G.B. (WR)	908	74	12.3	0	0	---	908	74	12.3
18)	A. Jones, G.B. (RB)	885	163	5.4	624	130	4.8	261	33	7.9
19)	Fuller, Hou. (WR)	879	54	16.3	0	1	0.0	879	53	16.6
20)	*A. Gibson, Was. (RB)	878	171	5.1	645	139	4.6	233	32	7.3
21)	Allen, LA-C (WR)	875	85	10.3	0	0	---	875	85	10.3
22)	Metcalf, Sea. (WR)	862	48	18.0	0	0	---	862	48	18.0
23)	Cooper, Dal. (WR)	859	74	11.6	11	3	3.7	848	71	11.9
<b>24)</b>	<b>Hunt, Cle. (RB)</b>	<b>857</b>	<b>179</b>	<b>4.8</b>	<b>706</b>	<b>157</b>	<b>4.5</b>	<b>151</b>	<b>22</b>	<b>6.9</b>
25)	Davis, Car. (RB)	833	178	4.7	504	126	4.0	329	52	6.3
26)	Robinson, Chi. (WR)	828	72	11.5	-1	1	-1.0	829	71	11.7
27)	Montgomery, Chi. (RB)	827	177	4.7	575	142	4.0	252	35	7.2
28)	Ridley, Atl. (WR)	811	57	14.2	14	3	4.7	797	54	14.8
29)	Drake, Ariz (RB)	803	183	4.4	719	168	4.3	84	15	5.6
30)	Kupp, LA-R (WR)	796	70	11.4	33	4	8.3	763	66	11.6
31)	Woods, LA-R (WR)	794	81	9.8	115	20	5.8	679	61	11.1
32)	Conner, Pit. (RB)	790	170	4.6	645	145	4.4	145	25	5.8
<b>33)</b>	<b>Chubb, Cle. (RB)</b>	<b>768</b>	<b>121</b>	<b>6.3</b>	<b>719</b>	<b>115</b>	<b>6.3</b>	<b>49</b>	<b>6</b>	<b>8.2</b>
34)	Boyd, Cin. (WR)	763	76	10.0	38	4	9.5	725	72	10.1

**NFL / LEADERS IN FIRST DOWNS**

Rank	Player, Team	Rush	Rec	Tot
1)	Cook, Min. (RB)	62	12	74
2)	Kamara, N.O. (RB)	41	29	70
<b>3)</b>	<b>Henry, Ten. (RB)</b>	<b>64</b>	<b>4</b>	<b>68</b>
4)	Elliott, Dal. (RB)	47	15	62
5)	*J. Robinson, Jac. (RB)	47	12	59
6)	Kelce, K.C. (TE)	0	54	54
7)	Allen, LA-C (WR)	0	53	53
8)	Hopkins, Ariz (WR)	0	52	52
9)	Jacobs, L.V. (RB)	46	5	51
<b>10)</b>	<b>Hunt, Cle. (RB)</b>	<b>38</b>	<b>11</b>	<b>49</b>
11)	D. Adams, G.B. (WR)	0	48	48
12)	T. Hill, K.C. (WR)	3	44	47
13t)	Drake, Ariz (RB)	43	3	46
13t)	Montgomery, Chi. (RB)	32	14	46
15)	McLaurin, Was. (WR)	2	43	45
16t)	Davis, Car. (RB)	29	15	44
16t)	*Edwards-Helaire, K.C. (RB)	35	9	44
16t)	A. Jones, G.B. (RB)	32	12	44
16t)	*Taylor, Ind. (RB)	34	10	44
20t)	Conner, Pit. (RB)	36	7	43
20t)	Moore, Car. (WR)	1	42	43
22t)	Boyd, Cin. (WR)	1	41	42
22t)	Cooper, Dal. (WR)	0	42	42
22t)	*A. Gibson, Was. (RB)	33	9	42
22t)	Henderson, LA-R (RB)	35	7	42
22t)	Jones, T.B. (RB)	40	2	42
22t)	Ridley, Atl. (WR)	1	41	42
22t)	Robinson, Chi. (WR)	0	42	42
29)	K. Murray, Ariz (QB)	41	0	41

**WEEK 12 / THROUGH SUNDAY, NOVEMBER 29, 2020****NFL / LEADING PUNTERS**

Rank	Player, Team	No	Yards	Lg	Avg	TB	Blk	Dwn	OB	Opp Ret	Ret Yds	In 20	Net Avg
1)	Fox, Det.	42	2112	67	50.3	6	0	7	3	12	69	19	45.8
2)	Bojorquez, Buf.	28	1396	72	49.9	6	0	2	4	11	105	11	41.8
3)	M. Dickson, Sea.	37	1835	67	49.6	4	0	7	1	16	123	19	44.1
4)	Johnston, Phi.	45	2198	66	48.8	4	0	3	2	30	215	15	42.3
5)	Way, Was.	45	2187	61	48.6	2	0	8	0	23	129	17	44.8
6)	Wishnowsky, S.F.	41	1984	60	48.4	6	1	3	1	16	85	15	42.4
7)	Bailey, N.E.	30	1444	64	48.1	2	0	6	3	7	38	16	45.5
8)	Martin, Den.	45	2165	69	48.1	3	1	3	9	20	193	12	41.6
9)	Sanchez, Ind.	31	1464	60	47.2	3	1	5	1	14	104	15	40.6
10)	Huber, Cin.	48	2265	70	47.2	6	0	11	2	18	133	14	41.9
11)	Cooke, Jac.	40	1877	67	46.9	3	0	12	5	12	74	18	43.6
12)	Anger, Hou.	40	1871	67	46.8	5	0	3	3	14	82	14	42.2
13)	Long, LA-C	42	1961	63	46.7	3	3	3	4	26	317	9	35.2
14)	*T. Townsend, K.C.	33	1539	67	46.6	6	0	3	5	9	87	11	40.4
15)	Hekker, LA-R	48	2237	63	46.6	5	0	8	7	14	217	25	40.0
16)	O'Donnell, Chi.	50	2325	64	46.5	4	0	8	1	21	260	21	39.7
17)	Pinion, T.B.	44	1994	62	45.3	2	0	4	8	18	139	14	41.3
18)	Koch, Bal.	37	1673	59	45.2	1	0	4	6	13	65	17	42.9
19)	Colquitt, Min.	36	1625	59	45.1	2	2	4	0	24	264	6	34.8
20)	*Mann, NY-J	56	2525	60	45.1	5	0	5	8	26	295	13	38.0
21)	J. Scott, G.B.	32	1435	62	44.8	2	1	4	8	13	198	10	36.3
<b>22)</b>	<b>Gillan, Cle.</b>	<b>34</b>	<b>1520</b>	<b>59</b>	<b>44.7</b>	<b>1</b>	<b>0</b>	<b>3</b>	<b>2</b>	<b>20</b>	<b>193</b>	<b>10</b>	<b>38.4</b>
23)	Dixon, NY-G	41	1824	71	44.5	2	0	12	0	13	103	23	41.0
24)	Haack, Mia.	46	2035	63	44.2	1	0	11	3	13	56	19	42.6
25)	Cole, L.V.	30	1321	63	44.0	0	0	4	5	9	82	14	41.3
26)	Lee, Ariz	36	1582	58	43.9	1	0	6	0	18	179	11	38.4
27)	Morstead, N.O.	40	1677	57	41.9	1	0	5	2	10	32	17	40.6
28)	*Hofrichter, Atl.	38	1571	56	41.3	2	0	3	4	13	72	9	38.4

**NFL / LEADING PUNTERS, NET AVERAGE**

Rank	Player, Team	No	Yards	Lg	Avg	TB	Blk	Dwn	OB	Opp Ret	Ret Yds	In 20	Net Avg
1)	Fox, Det.	42	2112	67	50.3	6	0	7	3	12	69	19	45.8
2)	Bailey, N.E.	30	1444	64	48.1	2	0	6	3	7	38	16	45.5
3)	Way, Was.	45	2187	61	48.6	2	0	8	0	23	129	17	44.8
4)	M. Dickson, Sea.	37	1835	67	49.6	4	0	7	1	16	123	19	44.1
5)	Cooke, Jac.	40	1877	67	46.9	3	0	12	5	12	74	18	43.6
6)	Koch, Bal.	37	1673	59	45.2	1	0	4	6	13	65	17	42.9
7)	Haack, Mia.	46	2035	63	44.2	1	0	11	3	13	56	19	42.6
8)	Wishnowsky, S.F.	41	1984	60	48.4	6	1	3	1	16	85	15	42.4
9)	Johnston, Phi.	45	2198	66	48.8	4	0	3	2	30	215	15	42.3
10)	Anger, Hou.	40	1871	67	46.8	5	0	3	3	14	82	14	42.2
11)	Huber, Cin.	48	2265	70	47.2	6	0	11	2	18	133	14	41.9
12)	Bojorquez, Buf.	28	1396	72	49.9	6	0	2	4	11	105	11	41.8
13)	Martin, Den.	45	2165	69	48.1	3	1	3	9	20	193	12	41.6
14)	Cole, L.V.	30	1321	63	44.0	0	0	4	5	9	82	14	41.3
15)	Pinion, T.B.	44	1994	62	45.3	2	0	4	8	18	139	14	41.3
16)	Dixon, NY-G	41	1824	71	44.5	2	0	12	0	13	103	23	41.0
17t)	Morstead, N.O.	40	1677	57	41.9	1	0	5	2	10	32	17	40.6
17t)	Sanchez, Ind.	31	1464	60	47.2	3	1	5	1	14	104	15	40.6
19)	*T. Townsend, K.C.	33	1539	67	46.6	6	0	3	5	9	87	11	40.4
20)	Hekker, LA-R	48	2237	63	46.6	5	0	8	7	14	217	25	40.0
21)	O'Donnell, Chi.	50	2325	64	46.5	4	0	8	1	21	260	21	39.7
<b>22)</b>	<b>Gillan, Cle.</b>	<b>34</b>	<b>1520</b>	<b>59</b>	<b>44.7</b>	<b>1</b>	<b>0</b>	<b>3</b>	<b>2</b>	<b>20</b>	<b>193</b>	<b>10</b>	<b>38.4</b>
23)	Lee, Ariz	36	1582	58	43.9	1	0	6	0	18	179	11	38.4
24)	*Hofrichter, Atl.	38	1571	56	41.3	2	0	3	4	13	72	9	38.4
25)	*Mann, NY-J	56	2525	60	45.1	5	0	5	8	26	295	13	38.0
26)	J. Scott, G.B.	32	1435	62	44.8	2	1	4	8	13	198	10	36.3
27)	Long, LA-C	42	1961	63	46.7	3	3	3	4	26	317	9	35.2
28)	Colquitt, Min.	36	1625	59	45.1	2	2	4	0	24	264	6	34.8

**WEEK 12 / THROUGH SUNDAY, NOVEMBER 29, 2020****NFL / PUNT RETURN LEADERS**

Rank	Player, Team	Ret	FC	Yards	Avg	Long	TD
1)	Grant, Mia.	23	6	319	13.9	88t	1
2)	McCloud, Pit.	17	9	229	13.5	57	0
3)	D. Harris, N.O.	17	5	207	12.2	42	0
4)	Roberts, Buf.	19	8	217	11.4	38	0
5)	Erickson, Cin.	16	12	169	10.6	29	0
<b>6)</b>	<b>Raymond, Ten.</b>	<b>21</b>	<b>8</b>	<b>195</b>	<b>9.3</b>	<b>40</b>	<b>0</b>
7)	*Proche, Bal.	19	13	166	8.7	17	0
8)	*Lamb, Dal.	18	4	152	8.4	27	0
9)	Hines, Ind.	19	8	160	8.4	21	0
10)	Ward, Phi.	13	13	88	6.8	22	0
11)	Mickens, T.B.	15	12	99	6.6	14	0
12)	Hardman, K.C.	14	9	86	6.1	16	0
13)	S. Sims, Was.	16	7	96	6.0	19	0
14)	Webster, LA-R	16	11	84	5.3	15	0
15)	Kirk, Ariz	14	6	55	3.9	23	0

**NFL / KICKOFF RETURN LEADERS**

Rank	Player, Team	Ret	Yards	Avg	Long	TD
1)	*Duvernay, Bal.	13	396	30.5	93t	1
2)	*Rodgers, Ind.	18	537	29.8	101t	1
3)	Patterson, Chi.	28	828	29.6	104t	1
4)	Roberts, Buf.	24	692	28.8	60	0
5)	D. Harris, N.O.	16	436	27.3	75	0
6)	B. Wilson, Cin.	21	571	27.2	103t	1
7)	Agnew, Det.	15	384	25.6	35	0
8)	McCloud, Pit.	15	363	24.2	49	0
9)	Cooper, Car.	18	430	23.9	38	0
10)	Olszewski, N.E.	17	397	23.4	33	0
11)	Pollard, Dal.	22	482	21.9	67	0
12)	D. Johnson, Was.	19	415	21.8	46	0
<b>13)</b>	<b>*Peoples-Jones, Cle.</b>	<b>17</b>	<b>368</b>	<b>21.6</b>	<b>33</b>	<b>0</b>
14)	Edmonds, Ariz	16	341	21.3	42	0
15)	*Reed, LA-C	21	435	20.7	46	0
16)	Powell, Atl.	16	321	20.1	29	0
<b>17)</b>	<b>Raymond, Ten.</b>	<b>15</b>	<b>275</b>	<b>18.3</b>	<b>30</b>	<b>0</b>



**WEEK 12 / THROUGH SUNDAY, NOVEMBER 29, 2020****NFL / LEADERS IN INTERCEPTIONS**

Rank	Player, Team	Int	Yards	Avg	Long	TD
1)	X. Howard, Mia.	7	71	10.1	29	0
2)	J. Jackson, N.E.	6	55	9.2	30	0
3t)	Simmons, Den.	4	83	20.8	46	0
3t)	Fitzpatrick, Pit.	4	77	19.3	37	1
3t)	C. Davis, T.B.	4	42	10.5	34	0
3t)	D. Williams, LA-R	4	21	5.3	19	0
3t)	Fuller, Was.	4	0	0.0	0	0
8t)	Jackson, Car.	3	110	36.7	66	0
8t)	Heath, L.V.	3	89	29.7	47	0
8t)	Sorensen, K.C.	3	67	22.3	50t	1
8t)	Mathieu, K.C.	3	65	21.7	25t	1
8t)	Desir, NY-J-Bal.	3	58	19.3	35t	1
8t)	J. Jenkins, N.O.	3	53	17.7	36t	1
8t)	*Fuller, LA-R	3	45	15.0	37	0
8t)	M. Williams, N.O.	3	37	12.3	20	0
8t)	H. Smith, Min.	3	24	8.0	16	0
8t)	Wilson, Min.	3	23	7.7	16	0
8t)	Bradberry, NY-G	3	19	6.3	19	0
8t)	Peters, Bal.	3	17	5.7	12	0
8t)	Kirkpatrick, Ariz	3	13	4.3	13	0
8t)	Bates, Cin.	3	12	4.0	12	0
<b>8t)</b>	<b>Hooker, Ten.</b>	<b>3</b>	<b>9</b>	<b>3.0</b>	<b>6</b>	<b>0</b>
8t)	P. Peterson, Ariz	3	7	2.3	7	0
8t)	Kendricks, Min.	3	0	0.0	0	0

**NFL / LEADERS IN SACKS**

Rank	Player, Team	Sacks
1)	Donald, LA-R (DE)	10.0
<b>2t)</b>	<b>Garrett, Cle. (DE)</b>	<b>9.5</b>
2t)	Hendrickson, N.O. (DE)	9.5
4t)	Z. Smith, G.B. (LB)	9.0
4t)	T. Watt, Pit. (LB)	9.0
6)	Pierre-Paul, T.B. (LB)	8.5
7t)	Dupree, Pit. (LB)	8.0
7t)	Ogbah, Mia. (DE)	8.0
9t)	Bosa, LA-C (DE)	7.5
9t)	Chubb, Den. (LB)	7.5
9t)	Hyder, S.F. (DE)	7.5
12t)	Floyd, LA-R (LB)	7.0
12t)	Graham, Phi. (DE)	7.0
12t)	Tuitt, Pit. (DE)	7.0
15t)	Jordan, N.O. (DE)	6.5
15t)	K. Mack, Chi. (LB)	6.5
15t)	Reed, Den. (LB)	6.5
18t)	Autry, Ind. (DE)	6.0
18t)	Barrett, T.B. (LB)	6.0
18t)	Burns, Car. (DE)	6.0
18t)	Crosby, L.V. (DE)	6.0
18t)	Ngakoue, Min.-Bal. (DE)	6.0
18t)	R. Okwara, Det. (DE)	6.0
18t)	Sweat, Was. (DE)	6.0
18t)	L. Williams, NY-G (DE)	6.0
26t)	Adams, Sea. (DB)	5.5
26t)	Jones, K.C. (DT)	5.5
26t)	Kerrigan, Was. (DE)	5.5
29t)	Klein, Buf. (LB)	5.0
29t)	Onyemata, N.O. (DT)	5.0
29t)	Reddick, Ariz (LB)	5.0
29t)	Settle, Was. (DT)	5.0
29t)	A. Smith, Dal. (DE)	5.0
<b>29t)</b>	<b>Vernon, Cle. (DE)</b>	<b>5.0</b>
29t)	White, T.B. (LB)	5.0
29t)	Williams, NY-J (DT)	5.0

**WEEK 12 / THROUGH SUNDAY, NOVEMBER 29, 2020****NFL / FUMBLE RECOVERIES**

Rank	Player, Team	TotRec	OffRec	DefRec
1t)	*Burrow, Cin.	4	4	0
1t)	Lock, Den.	4	4	0
3t)	Brady, T.B.	3	3	0
3t)	Clark, Bal.	3	1	2
3t)	*Herbert, LA-C	3	3	0
3t)	T. Hill, N.O.	3	3	0
3t)	J. Jackson, N.E.	3	1	2
3t)	Jackson, Bal.	3	3	0
3t)	Tuioti-Mariner, Atl.	3	1	2
3t)	Wentz, Phi.	3	3	0
11t)	Boston, Car.	2	0	2
11t)	Brees, N.O.	2	2	0
11t)	*Callaway, N.O.	2	0	2
11t)	*Chinn, Car.	2	0	2
11t)	Conner, Pit.	2	2	0
11t)	David, T.B.	2	0	2
11t)	Je. Davis, Mia.	2	2	0
11t)	Elliott, Dal.	2	2	0
11t)	Floyd, LA-R	2	0	2
11t)	Foles, Chi.	2	2	0
11t)	Fort, Bal.	2	0	2
11t)	Garrett, Cle.	2	0	2
11t)	Gray, N.O.	2	2	0
11t)	M. Harris, S.F.	2	0	2
11t)	*Hartsfield, Car.	2	0	2
11t)	Haynes, Car.	2	0	2
11t)	Hill, LA-R	2	0	2
11t)	Hunt, Cle.	2	2	0
11t)	*Hurts, Phi.	2	2	0
11t)	Ingram, Bal.	2	2	0
11t)	Jones, NY-G	2	2	0
11t)	Kamara, N.O.	2	2	0
11t)	Kelce, Phi.	2	2	0
11t)	Leonard, Ind.	2	0	2
11t)	Mayfield, Cle.	2	2	0
11t)	McLeod, Phi.	2	0	2
11t)	*Metellus, Min.	2	1	1
11t)	A. Miller, Chi.	2	2	0
11t)	Dav. Moore, Sea.	2	2	0
11t)	Niemann, K.C.	2	0	2
11t)	Norman, Buf.	2	0	2
11t)	Peters, Bal.	2	0	2
11t)	*Queen, Bal.	2	0	2
11t)	Reynolds, LA-R	2	2	0
11t)	Roethlisberger, Pit.	2	2	0
11t)	Simmons, Ten.	2	0	2
11t)	S. Sims, Was.	2	2	0
11t)	Smith, N.O.	2	2	0
11t)	Z. Smith, G.B.	2	0	2
11t)	Tannehill, Ten.	2	2	0
11t)	Trubisky, Chi.	2	2	0
11t)	Van Noy, Mia.	2	0	2
11t)	Vigil, LA-C	2	0	2
11t)	Watson, Hou.	2	2	0
11t)	White, Buf.	2	0	2
11t)	D. Wilson, Dal.	2	0	2
11t)	Wilson, Min.	2	0	2
11t)	*Wright, Was.	2	2	0
11t)	Wright, Sea.	2	0	2

**WEEK 12 / THROUGH SUNDAY, NOVEMBER 29, 2020****NFL / OFFENSIVE FUMBLE RECOVERIES**

Rank	Player, Team	Ret	Yards	Avg	Long	TD
1t)	*Burrow, Cin.	4	0	0.0	0	0
1t)	Lock, Den.	4	0	0.0	0	0
3t)	Brady, T.B.	3	0	0.0	0	0
3t)	*Herbert, LA-C	3	0	0.0	0	0
3t)	T. Hill, N.O.	3	0	0.0	0	0
3t)	Jackson, Bal.	3	0	0.0	0	0
3t)	Wentz, Phi.	3	0	0.0	0	0
8t)	Brees, N.O.	2	0	0.0	0	0
8t)	Conner, Pit.	2	0	0.0	0	0
8t)	Je. Davis, Mia.	2	0	0.0	0	0
8t)	Elliott, Dal.	2	0	0.0	0	0
8t)	Foles, Chi.	2	0	0.0	0	0
8t)	Gray, N.O.	2	0	0.0	0	0
8t)	Hunt, Cle.	2	0	0.0	0	0
8t)	*Hurts, Phi.	2	0	0.0	0	0
8t)	Ingram, Bal.	2	0	0.0	0	0
8t)	Jones, NY-G	2	0	0.0	0	0
8t)	Kamara, N.O.	2	0	0.0	0	0
8t)	Kelce, Phi.	2	0	0.0	0	0
8t)	Mayfield, Cle.	2	0	0.0	0	0
8t)	A. Miller, Chi.	2	0	0.0	0	0
8t)	Dav. Moore, Sea.	2	0	0.0	0	0
8t)	Roethlisberger, Pit.	2	0	0.0	0	0
8t)	S. Sims, Was.	2	0	0.0	0	0
8t)	Smith, N.O.	2	0	0.0	0	0
8t)	Tannehill, Ten.	2	0	0.0	0	0
8t)	Trubisky, Chi.	2	0	0.0	0	0
8t)	Watson, Hou.	2	0	0.0	0	0
8t)	*Wright, Was.	2	0	0.0	0	0
8t)	Reynolds, LA-R	2	-2	-1.0	8	0

**NFL / DEFENSIVE FUMBLE RECOVERIES**

Rank	Player, Team	Ret	Yards	Avg	Long	TD
1t)	Clark, Bal.	2	66	33.0	65t	1
1t)	*Queen, Bal.	2	53	26.5	53t	1
1t)	McLeod, Phi.	2	50	25.0	53t	1
1t)	*Chinn, Car.	2	45	22.5	28t	2
1t)	Vigil, LA-C	2	44	22.0	44	0
1t)	Van Noy, Mia.	2	28	14.0	28	0
1t)	Fort, Bal.	2	24	12.0	22t	1
1t)	Hill, LA-R	2	20	10.0	20t	1
1t)	Norman, Buf.	2	7	3.5	7	0
1t)	Wilson, Min.	2	7	3.5	4	0
1t)	Leonard, Ind.	2	3	1.5	3	0
1t)	Haynes, Car.	2	1	0.5	1	0
1t)	Tuioti-Mariner, Atl.	2	1	0.5	1	0
1t)	Boston, Car.	2	0	0.0	0	0
1t)	*Callaway, N.O.	2	0	0.0	0	0
1t)	David, T.B.	2	0	0.0	0	0
1t)	Floyd, LA-R	2	0	0.0	0	0
1t)	Garrett, Cle.	2	0	0.0	0	0
1t)	M. Harris, S.F.	2	0	0.0	0	0
1t)	*Hartsfield, Car.	2	0	0.0	0	0
1t)	J. Jackson, N.E.	2	0	0.0	0	0
1t)	Niemann, K.C.	2	0	0.0	0	0
1t)	Simmons, Ten.	2	0	0.0	0	0
1t)	Z. Smith, G.B.	2	0	0.0	0	0
1t)	D. Wilson, Dal.	2	0	0.0	0	0
1t)	Wright, Sea.	2	0	0.0	0	0
1t)	White, Buf.	2	-1	-0.5	0	0
1t)	Peters, Bal.	2	-3	-1.5	0	0

**WEEK 12 / THROUGH SUNDAY, NOVEMBER 29, 2020**

<b>OFFENSE</b>	<b>Cin.</b>	<b>Miami</b>	<b>Clev.</b>	<b>Tenn.</b>	<b>Det.</b>	<b>Chi.</b>	<b>Ind.</b>	<b>Hou.</b>
GAMES (Won-Lost)	2-8-1	7-4	8-3	8-3	4-7	5-6	7-4	4-7
FIRST DOWNS	238	224	228	260	239	214	250	218
Rushing	62	65	94	95	62	49	79	54
Passing	157	133	118	138	150	146	147	149
Penalty	19	26	16	27	27	19	24	15
YDS GAINED (tot)	3646	3431	3913	4243	3817	3360	4070	3973
Avg per Game	331.5	311.9	355.7	385.7	347.0	305.5	370.0	361.2
RUSHING (net)	1059	1048	1775	1740	1063	904	1148	923
Avg per Game	96.3	95.3	161.4	158.2	96.6	82.2	104.4	83.9
Rushes	271	289	352	357	266	233	311	243
Yards per Rush	3.9	3.6	5.0	4.9	4.0	3.9	3.7	3.8
PASSING (net)	2587	2383	2138	2503	2754	2456	2922	3050
Avg per Game	235.2	216.6	194.4	227.5	250.4	223.3	265.6	277.3
Passes Att.	444	351	307	336	400	448	399	364
Completed	285	234	188	218	252	280	265	250
Pct Completed	64.2	66.7	61.2	64.9	63.0	62.5	66.4	68.7
Yards Gained	2870	2511	2228	2615	2970	2672	2995	3201
Sacked	38	24	17	16	31	28	12	28
Yards Lost	283	128	90	112	216	216	73	151
Had intercepted	7	8	7	4	9	13	9	5
Yards Opp Ret	23	50	110	41	78	95	93	104
Opp TDs on Int	0	0	1	0	3	0	1	0
PUNTS	48	46	34	37	42	50	32	41
Avg Yards	47.2	44.2	44.7	45.6	50.3	46.5	45.8	46.3
PUNT RETURNS	16	23	15	21	10	19	20	15
Avg Return	10.6	13.9	5.7	9.3	9.8	8.2	8.6	8.3
Returned for TD	0	1	0	0	0	0	0	0
KICKOFF RETURNS	25	9	25	25	18	35	30	17
Avg Return	25.4	18.9	22.1	19.1	22.7	26.0	27.0	20.3
Returned for TD	1	0	0	1	0	1	1	0
PENALTIES	64	49	63	62	63	69	67	54
Yards Penalized	508	410	573	566	584	621	666	425
FUMBLES BY	17	12	11	7	8	15	6	10
Fumbles Lost	10	5	5	1	4	4	3	5
Opp Fumbles	5	14	16	16	13	12	11	9
Opp Fum Lost	2	8	8	5	4	5	5	5
POSS. TIME (avg)	31:11	30:20	30:07	28:53	28:31	29:06	30:48	26:48
TOUCHDOWNS	24	30	31	40	28	23	33	31
Rushing	9	9	11	15	9	2	12	6
Passing	14	18	18	23	19	19	16	24
Returns	1	3	2	2	0	2	5	1
EXTRA-PT KICKS	23/24	26/26	28/30	32/34	26/26	20/20	27/29	26/28
2-PT CONVERSIONS	0/0	3/4	1/1	2/4	2/2	2/3	2/4	1/3
FIELD GOALS/FGA	21/25	24/25	15/18	16/24	18/25	18/20	23/26	18/21
POINTS SCORED	230	284	265	324	252	216	302	268
<b>DEFENSE</b>	<b>Cin.</b>	<b>Miami</b>	<b>Clev.</b>	<b>Tenn.</b>	<b>Det.</b>	<b>Chi.</b>	<b>Ind.</b>	<b>Hou.</b>
POINTS ALLOWED	289	205	286	285	328	250	253	297
OPP FIRST DOWNS	245	237	252	265	274	233	217	267
Rushing	85	88	84	79	85	75	72	98
Passing	140	130	153	164	164	127	121	152
Penalty	20	19	15	22	25	31	24	17
OPP YARDS GAINED	4295	4066	3904	4225	4358	3794	3430	4505
Avg per Game	390.5	369.6	354.9	384.1	396.2	344.9	311.8	409.5
OPP RUSHING(net)	1504	1429	1190	1271	1467	1333	1121	1702
Avg per Game	136.7	129.9	108.2	115.5	133.4	121.2	101.9	154.7
Rushes	316	300	287	295	330	326	297	344
Yards per Rush	4.8	4.8	4.1	4.3	4.4	4.1	3.8	4.9
OPP PASSING(net)	2791	2637	2714	2954	2891	2461	2309	2803
Avg per Game	253.7	239.7	246.7	268.5	262.8	223.7	209.9	254.8
Passes Att.	389	385	410	439	381	379	346	379
Completed	243	240	268	289	251	235	218	257
Pct Completed	62.5	62.3	65.4	65.8	65.9	62.0	63.0	67.8
Sacked	13	25	27	14	16	21	23	25
Yards Lost	55	217	189	113	136	135	157	155
INTERCEPTED BY	9	11	9	11	7	6	12	3
Yards Returned	63	103	163	173	65	58	216	19
Returned for TD	0	0	2	0	0	0	3	1
OPP PUNT RETURNS	18	13	20	15	12	21	14	14
Avg return	7.4	4.3	9.7	11.3	5.8	12.4	7.4	5.9
OPP KICKOFF RET	13	18	25	26	36	22	35	25
Avg return	21.0	16.8	27.4	21.6	21.3	21.9	21.6	21.0
OPP TOUCHDOWNS	32	26	34	36	42	25	30	36
Rushing	9	13	10	12	17	7	12	15
Passing	22	13	22	23	22	16	15	20
Returns	1	0	2	1	3	2	3	1



**WEEK 12 / THROUGH SUNDAY, NOVEMBER 29, 2020**

<b>OFFENSE</b>	<b>Jax</b>	<b>Minn.</b>	<b>L.V.</b>	<b>NY-J</b>	<b>N.O.</b>	<b>Atl.</b>	<b>Wash.</b>	<b>Pitt.</b>
GAMES (Won-Lost)	1-10	5-6	6-5	0-11	9-2	4-7	4-7	10-0
FIRST DOWNS	221	244	237	177	253	255	230	213
Rushing	61	93	84	62	100	64	77	58
Passing	138	132	131	91	136	165	131	130
Penalty	22	19	22	24	17	26	22	25
YDS GAINED (tot)	3645	4258	3937	2946	4026	4123	3578	3478
Avg per Game	331.4	387.1	357.9	267.8	366.0	374.8	325.3	347.8
RUSHING (net)	1113	1603	1382	1073	1482	1138	1173	1022
Avg per Game	101.2	145.7	125.6	97.5	134.7	103.5	106.6	102.2
Rushes	242	321	322	259	346	306	285	265
Yards per Rush	4.6	5.0	4.3	4.1	4.3	3.7	4.1	3.9
PASSING (net)	2532	2655	2555	1873	2544	2985	2405	2456
Avg per Game	230.2	241.4	232.3	170.3	231.3	271.4	218.6	245.6
Passes Att.	412	320	353	352	353	428	389	384
Completed	256	218	244	202	257	277	257	258
Pct Completed	62.1	68.1	69.1	57.4	72.8	64.7	66.1	67.2
Yards Gained	2714	2768	2671	2106	2668	3163	2644	2543
Sacked	30	21	19	30	19	28	35	10
Yards Lost	182	113	116	233	124	178	239	87
Had intercepted	11	11	4	11	4	8	9	5
Yards Opp Ret	117	134	125	104	77	29	148	108
Opp TDs on Int	0	0	1	3	0	0	0	0
PUNTS	40	38	30	56	40	38	45	44
Avg Yards	46.9	42.8	44.0	45.1	41.9	41.3	48.6	45.0
PUNT RETURNS	13	9	13	5	28	11	23	24
Avg Return	13.5	1.4	10.2	7.2	11.2	8.7	4.9	11.6
Returned for TD	1	0	0	0	0	0	0	0
KICKOFF RETURNS	21	25	19	28	24	17	24	16
Avg Return	20.0	20.9	18.9	18.6	24.9	19.6	20.3	24.2
Returned for TD	0	0	0	0	0	0	0	0
PENALTIES	67	63	65	72	62	64	57	55
Yards Penalized	672	478	582	713	712	565	482	457
FUMBLES BY	10	13	17	4	21	7	18	12
Fumbles Lost	5	8	11	2	7	3	9	4
Opp Fumbles	6	14	6	14	8	15	13	12
Opp Fum Lost	3	4	3	6	5	8	3	6
POSS. TIME (avg)	27:45	28:57	31:14	26:34	32:12	31:37	30:16	32:10
TOUCHDOWNS	27	37	32	15	38	30	28	36
Rushing	8	14	13	5	19	12	16	10
Passing	17	23	19	9	18	17	11	24
Returns	2	0	0	1	1	1	1	2
EXTRA-PT KICKS	16/19	26/27	31/32	12/14	38/38	23/27	23/24	30/33
2-PT CONVERSIONS	2/8	7/10	0/0	0/1	0/0	1/3	0/4	1/3
FIELD GOALS/FGA	15/20	10/12	23/25	16/19	20/22	30/31	16/22	16/17
POINTS SCORED	227	292	292	152	326	295	241	298
<b>DEFENSE</b>	<b>Jax</b>	<b>Minn.</b>	<b>L.V.</b>	<b>NY-J</b>	<b>N.O.</b>	<b>Atl.</b>	<b>Wash.</b>	<b>Pitt.</b>
POINTS ALLOWED	325	305	319	322	225	281	243	174
OPP FIRST DOWNS	262	249	263	267	202	243	200	177
Rushing	89	82	76	70	44	60	69	52
Passing	142	149	161	164	124	159	113	108
Penalty	31	18	26	33	34	24	18	17
OPP YARDS GAINED	4572	4202	4162	4345	3134	4309	3405	3069
Avg per Game	415.6	382.0	378.4	395.0	284.9	391.7	309.5	306.9
OPP RUSHING(net)	1498	1328	1247	1221	843	1103	1264	1034
Avg per Game	136.2	120.7	113.4	111.0	76.6	100.3	114.9	103.4
Rushes	332	312	287	318	255	257	297	238
Yards per Rush	4.5	4.3	4.3	3.8	3.3	4.3	4.3	4.3
OPP PASSING(net)	3074	2874	2915	3124	2291	3206	2141	2035
Avg per Game	279.5	261.3	265.0	284.0	208.3	291.5	194.6	203.5
Passes Att.	377	396	421	408	363	413	343	345
Completed	263	259	264	293	226	281	222	189
Pct Completed	69.8	65.4	62.7	71.8	62.3	68.0	64.7	54.8
Sacked	11	19	12	18	33	22	36	38
Yards Lost	52	103	67	96	212	170	250	260
INTERCEPTED BY	8	9	9	7	13	8	10	15
Yards Returned	138	47	156	94	106	143	48	158
Returned for TD	0	0	0	1	1	1	1	2
OPP PUNT RETURNS	12	24	9	26	10	13	23	20
Avg return	6.2	11.0	9.1	11.3	3.2	5.5	5.6	10.2
OPP KICKOFF RET	19	18	24	18	21	34	6	23
Avg return	18.7	23.2	24.0	25.3	17.0	22.4	27.7	20.7
OPP TOUCHDOWNS	37	32	37	36	25	33	26	20
Rushing	14	6	17	12	5	11	9	5
Passing	23	23	18	21	20	22	16	15
Returns	0	3	2	3	0	0	1	0

**WEEK 12 / THROUGH SUNDAY, NOVEMBER 29, 2020**

<b>OFFENSE</b>	<b>LA-R</b>	<b>Ariz.</b>	<b>NY-G</b>	<b>Sea.</b>	<b>N.E.</b>	<b>LA-C</b>	<b>Phil.</b>	<b>G.B.</b>
GAMES (Won-Lost)	7-4	6-5	4-7	7-3	5-6	3-8	3-6-1	8-3
FIRST DOWNS	248	280	214	235	248	261	214	248
Rushing	90	104	67	71	105	80	71	74
Passing	145	150	126	147	120	156	116	152
Penalty	13	26	21	17	23	25	27	22
YDS GAINED (tot)	4281	4441	3452	4000	3817	4376	3301	4322
Avg per Game	389.2	403.7	313.8	400.0	347.0	397.8	330.1	392.9
RUSHING (net)	1371	1715	1247	1213	1646	1289	1211	1341
Avg per Game	124.6	155.9	113.4	121.3	149.6	117.2	121.1	121.9
Rushes	328	340	290	246	355	341	241	304
Yards per Rush	4.2	5.0	4.3	4.9	4.6	3.8	5.0	4.4
PASSING (net)	2910	2726	2205	2787	2171	3087	2090	2981
Avg per Game	264.5	247.8	200.5	278.7	197.4	280.6	209.0	271.0
Passes Att.	403	387	373	362	316	434	379	381
Completed	271	264	235	256	207	286	222	261
Pct Completed	67.2	68.2	63.0	70.7	65.5	65.9	58.6	68.5
Yards Gained	3021	2814	2384	2986	2300	3227	2353	3100
Sacked	15	18	31	33	21	24	40	12
Yards Lost	111	88	179	199	129	140	263	119
Had intercepted	10	9	9	10	13	7	14	4
Yards Opp Ret	74	110	20	199	177	143	118	70
Opp TDs on Int	1	0	0	1	1	0	1	1
PUNTS	48	36	41	37	30	45	45	33
Avg Yards	46.6	43.9	44.5	49.6	48.1	43.6	48.8	43.5
PUNT RETURNS	24	15	16	8	9	16	16	7
Avg Return	5.5	3.7	10.7	11.4	12.0	5.6	6.0	5.6
Returned for TD	0	0	0	0	0	0	0	0
KICKOFF RETURNS	14	19	21	20	24	26	15	22
Avg Return	20.4	20.0	21.5	22.9	24.5	20.0	19.0	17.7
Returned for TD	0	0	0	0	0	0	0	0
PENALTIES	45	85	60	53	42	61	61	58
Yards Penalized	419	684	484	392	400	552	482	506
FUMBLES BY	16	11	12	9	11	12	20	8
Fumbles Lost	9	4	7	4	4	6	6	5
Opp Fumbles	11	8	18	13	10	9	14	10
Opp Fum Lost	7	4	9	6	4	6	8	5
POSS. TIME (avg)	31:23	29:00	29:55	29:42	30:12	31:54	28:42	32:56
TOUCHDOWNS	32	37	20	40	25	33	27	44
Rushing	15	18	10	10	17	8	10	9
Passing	16	19	8	30	6	23	14	33
Returns	1	0	2	0	2	2	3	2
EXTRA-PT KICKS	27/31	34/35	17/17	36/38	20/22	26/29	14/14	40/42
2-PT CONVERSIONS	1/1	0/2	1/3	1/2	1/3	1/4	6/13	2/2
FIELD GOALS/FGA	14/19	16/21	25/26	12/12	19/21	17/22	10/14	13/13
POINTS SCORED	263	304	214	318	229	277	220	349
<b>DEFENSE</b>	<b>LA-R</b>	<b>Ariz.</b>	<b>NY-G</b>	<b>Sea.</b>	<b>N.E.</b>	<b>LA-C</b>	<b>Phil.</b>	<b>G.B.</b>
POINTS ALLOWED	215	258	253	287	255	300	254	283
OPP FIRST DOWNS	205	254	235	270	227	215	216	232
Rushing	66	84	68	69	84	69	66	82
Passing	124	140	148	183	126	127	129	130
Penalty	15	30	19	18	17	19	21	20
OPP YARDS GAINED	3267	3856	3741	4349	3877	3772	3427	3794
Avg per Game	297.0	350.5	340.1	434.9	352.5	342.9	342.7	344.9
OPP RUSHING(net)	1028	1357	1049	912	1356	1325	1334	1259
Avg per Game	93.5	123.4	95.4	91.2	123.3	120.5	133.4	114.5
Rushes	265	299	270	251	315	278	315	272
Yards per Rush	3.9	4.5	3.9	3.6	4.3	4.8	4.2	4.6
OPP PASSING(net)	2239	2499	2692	3437	2521	2447	2093	2535
Avg per Game	203.5	227.2	244.7	343.7	229.2	222.5	209.3	230.5
Passes Att.	396	395	391	445	316	376	328	366
Completed	251	256	264	310	218	237	217	243
Pct Completed	63.4	64.8	67.5	69.7	69.0	63.0	66.2	66.4
Sacked	34	28	27	25	15	20	34	24
Yards Lost	219	203	207	114	100	114	242	166
INTERCEPTED BY	11	10	9	9	12	6	3	7
Yards Returned	68	123	101	29	137	146	56	51
Returned for TD	0	0	1	0	1	2	1	1
OPP PUNT RETURNS	14	18	13	16	7	26	30	13
Avg return	15.5	9.9	7.9	7.7	5.4	12.2	7.2	15.2
OPP KICKOFF RET	21	27	29	22	18	22	17	28
Avg return	27.5	19.4	23.2	20.6	21.7	27.9	21.4	21.7
OPP TOUCHDOWNS	24	28	28	34	28	34	29	33
Rushing	9	8	10	15	11	11	15	11
Passing	11	19	16	18	16	22	13	20
Returns	4	1	2	1	1	1	1	2

**WEEK 12 / THROUGH SUNDAY, NOVEMBER 29, 2020**

<b>OFFENSE</b>	<b>Denv.</b>	<b>K.C.</b>	<b>Dal.</b>	<b>Balt.</b>	<b>Buff.</b>	<b>S.F.</b>	<b>Car.</b>	<b>T.B.</b>
GAMES (Won-Lost)	4-7	10-1	3-8	6-4	8-3	5-6	4-8	7-5
FIRST DOWNS	200	275	263	198	261	238	257	262
Rushing	59	73	84	84	87	67	78	60
Passing	113	179	159	102	148	146	151	169
Penalty	28	23	20	12	26	25	28	33
YDS GAINED (tot)	3577	4684	4178	3439	4097	3995	4258	4353
Avg per Game	325.2	425.8	379.8	343.9	372.5	363.2	354.8	362.8
RUSHING (net)	1248	1224	1230	1605	1148	1235	1277	1156
Avg per Game	113.5	111.3	111.8	160.5	104.4	112.3	106.4	96.3
Rushes	291	278	294	327	277	299	304	277
Yards per Rush	4.3	4.4	4.2	4.9	4.1	4.1	4.2	4.2
PASSING (net)	2329	3460	2948	1834	2949	2760	2981	3197
Avg per Game	211.7	314.5	268.0	183.4	268.1	250.9	248.4	266.4
Passes Att.	381	432	457	279	395	384	410	475
Completed	212	298	295	177	272	256	285	307
Pct Completed	55.6	69.0	64.6	63.4	68.9	66.7	69.5	64.6
Yards Gained	2507	3544	3199	1972	3082	2970	3120	3300
Sacked	24	15	31	24	23	27	22	16
Yards Lost	178	84	251	138	133	210	139	103
Had intercepted	19	2	10	7	8	12	10	11
Yards Opp Ret	327	47	72	41	133	170	14	244
Opp TDs on Int	2	0	2	1	0	1	0	2
PUNTS	46	33	31	37	28	42	29	44
Avg Yards	47.1	46.6	43.6	45.2	49.9	47.2	46.6	45.3
PUNT RETURNS	12	16	22	19	19	14	14	19
Avg Return	9.0	5.4	10.7	8.7	11.4	9.4	6.4	6.3
Returned for TD	0	0	0	0	0	0	0	0
KICKOFF RETURNS	17	16	23	14	26	19	23	18
Avg Return	20.5	27.8	23.7	30.4	26.7	20.5	25.9	21.4
Returned for TD	0	1	0	1	0	0	0	0
PENALTIES	58	76	68	65	77	63	77	67
Yards Penalized	516	655	572	629	725	562	598	583
FUMBLES BY	18	11	19	17	10	14	7	10
Fumbles Lost	7	6	13	5	8	8	3	5
Opp Fumbles	11	11	9	21	17	18	16	13
Opp Fum Lost	3	5	6	10	9	6	12	6
POSS. TIME (avg)	28:16	30:17	27:59	31:13	30:38	31:49	30:49	28:55
TOUCHDOWNS	21	43	27	30	34	31	30	40
Rushing	9	10	10	11	10	16	13	11
Passing	12	30	16	15	24	14	15	28
Returns	0	3	1	4	0	1	2	1
EXTRA-PT KICKS	18/19	35/41	18/21	29/29	32/33	27/28	26/28	36/38
2-PT CONVERSIONS	1/2	2/2	4/6	1/1	0/1	0/3	1/2	0/2
FIELD GOALS/FGA	21/22	17/19	21/24	19/20	21/27	16/18	24/31	22/24
POINTS SCORED	209	348	251	268	299	261	280	344
<b>DEFENSE</b>	<b>Denv.</b>	<b>K.C.</b>	<b>Dal.</b>	<b>Balt.</b>	<b>Buff.</b>	<b>S.F.</b>	<b>Car.</b>	<b>T.B.</b>
POINTS ALLOWED	298	238	359	195	282	254	300	280
OPP FIRST DOWNS	219	240	248	212	256	212	277	232
Rushing	75	84	97	57	98	70	81	55
Passing	126	131	125	131	138	115	169	158
Penalty	18	25	26	24	20	27	27	19
OPP YARDS GAINED	3755	3968	4202	3330	4104	3467	4372	3959
Avg per Game	341.4	360.7	382.0	333.0	373.1	315.2	364.3	329.9
OPP RUSHING(net)	1444	1410	1720	1160	1426	1196	1381	890
Avg per Game	131.3	128.2	156.4	116.0	129.6	108.7	115.1	74.2
Rushes	324	301	350	253	304	299	302	271
Yards per Rush	4.5	4.7	4.9	4.6	4.7	4.0	4.6	3.3
OPP PASSING(net)	2311	2558	2482	2170	2678	2271	2991	3069
Avg per Game	210.1	232.5	225.6	217.0	243.5	206.5	249.3	255.8
Passes Att.	376	380	351	358	385	345	450	456
Completed	246	242	224	232	257	223	309	318
Pct Completed	65.4	63.7	63.8	64.8	66.8	64.6	68.7	69.7
Sacked	31	20	22	27	30	20	18	34
Yards Lost	194	107	119	206	162	123	118	244
INTERCEPTED BY	8	12	4	5	8	10	5	14
Yards Returned	110	251	76	50	45	123	110	169
Returned for TD	0	2	0	0	0	1	0	1
OPP PUNT RETURNS	20	9	10	13	11	16	13	18
Avg return	9.7	9.7	5.5	5.0	9.5	5.3	5.8	7.7
OPP KICKOFF RET	14	17	19	15	23	25	5	10
Avg return	28.7	24.3	20.4	20.5	17.8	23.8	23.4	37.2
OPP TOUCHDOWNS	32	28	43	24	32	27	33	33
Rushing	14	10	15	8	16	8	14	8
Passing	15	17	25	14	16	17	19	23
Returns	3	1	3	2	0	2	0	2

**WEEK 12 / THROUGH SUNDAY, NOVEMBER 29, 2020**

<b>OFFENSE</b>	<b>NFL/Avg</b>
GAMES (Won-Lost)	---
FIRST DOWNS	237.6
Rushing	75.4
Passing	139.7
Penalty	22.5
YDS GAINED (tot)	3906.7
Avg per Game	357.2
RUSHING (net)	1275.1
Avg per Game	116.6
Rushes	295.6
Yards per Rush	4.3
PASSING (net)	2631.7
Avg per Game	240.6
Passes Att.	384.0
Completed	251.4
Pct Completed	65.5
Yards Gained	2788.1
Sacked	23.8
Yards Lost	156.4
Had intercepted	8.8
Yards Opp Ret	106.1
Opp TDs on Int	0.7
PUNTS	39.6
Avg Yards	45.8
PUNT RETURNS	16.0
Avg Return	8.6
Returned for TD	0.1
KICKOFF RETURNS	21.1
Avg Return	22.4
Returned for TD	0.2
PENALTIES	62.9
Yards Penalized	555.4
FUMBLES BY	12.3
Fumbles Lost	5.8
Opp Fumbles	12.3
Opp Fum Lost	5.8
POSS. TIME (avg)	30:00
TOUCHDOWNS	31.2
Rushing	11.2
Passing	18.5
Returns	1.5
EXTRA POINTS(tot)	94%
Kicks Made/2Pt	46%
FIELD GOALS/FGA	18/21
POINTS SCORED	271.8

<b>DEFENSE</b>	<b>NFL/Avg</b>
POINTS ALLOWED	271.8
OPP FIRST DOWNS	237.6
Rushing	75.4
Passing	139.7
Penalty	22.5
OPP YARDS GAINED	3906.7
Avg per Game	357.2
OPP RUSHING(net)	1275.1
Avg per Game	116.6
Rushes	295.6
Yards per Rush	4.3
OPP PASSING(net)	2631.7
Avg per Game	240.6
Passes Att.	384.0
Completed	251.4
Pct Completed	65.5
Sacked	23.8
Yards Lost	156.4
INTERCEPTED BY	8.8
Yards Returned	106.1
Returned for TD	0.7
OPP PUNT RETURNS	16.0
Avg return	8.6
OPP KICKOFF RET	21.1
Avg return	22.4
OPP TOUCHDOWNS	31.2
Rushing	11.2
Passing	18.5
Returns	1.5



**WEEK 12 / THROUGH SUNDAY, NOVEMBER 29, 2020**

**AFC / SINGLE-GAME HIGHS / PLAYERS**

**Most Points**-- 24, Claypool, Pitt. vs. Phil., 10/11, (4 td, 0 fg, 0 xp, 0 2pt)  
**Passing Yards**-- 462, Mahomes, K.C. at T.B., 11/29, (37-49, 462, 3 td, 0 int)  
**Longest Pass**-- 84, Roethlisberger, Pitt. vs. Denv., 9/20, (to Claypool, Chase, td)  
**Passing Touchdowns**-- 5, Mayfield, Clev. at Cin., 10/25, (22-28, 297, 5 td, 1 int)  
**Passing Touchdowns**-- 5, Mahomes, K.C. vs. NY-J, 11/1, (31-42, 416, 5 td, 0 int)  
**Rushing Yards**-- 212, Henry, Tenn. vs. Hou., 10/18 (OT), (22-212, 2 td)  
**Rushing Yards**-- 178, Henry, Tenn. at Ind., 11/29, (27-178, 3 td)  
**Rushing Attempts**-- 31, Henry, Tenn. at Denv., 9/14, (31-116, 0 td)  
**Rushing Attempts**-- 31, Jacobs, L.V. at Clev., 11/1, (31-129, 0 td)  
**Longest Rush**-- 94, Henry, Tenn. vs. Hou., 10/18 (OT), td  
**Longest Rush**-- 59, Conner, Pitt. vs. Denv., 9/20  
**Longest Rush**-- 59, Chubb, Clev. vs. Hou., 11/15  
**Receptions**-- 16, Allen, LA-C vs. NY-J, 11/22, (16-145, 1 td)  
**Receiving Yards**-- 269, T. Hill, K.C. at T.B., 11/29, (13-269, 3 td)  
**Kickoff Return Yards**-- 212, Rodgers, Ind. at Clev., 10/11, (5-212, 1 td)  
**Kickoff Returns**-- 6, Roberts, Buff. at Tenn., 10/13, (6-138, 0 td)  
**Kickoff Returns**-- 6, Olszewski, N.E. vs. S.F., 10/25, (6-155, 0 td)  
**Longest Kickoff Return**-- 103, B. Wilson, Cin. vs. NY-G, 11/29, td  
**Punt Return Yards**-- 113, Cole, Jax at G.B., 11/15, (3-113, 0 fc, 1 td)  
**Punt Returns**-- 6, Grant, Miami vs. NY-J, 10/18, (6-83, 1 fc, 0 td)  
**Longest Punt Return**-- 91, Cole, Jax at G.B., 11/15, td  
**Interceptions**-- 2, (7 times in Non-Overtime Games)  
**Longest Interception Return**-- 78, M. Davis, LA-C at T.B., 10/4, td  
**Sacks**-- 3.0, (3 times in Non-Overtime Games)  
**Scrimmage Yards**-- 269, T. Hill, K.C. at T.B., 11/29, (Rush 0-0, Rec 13-269)  
**Longest Punt**-- 72, Bojorquez, Buff. vs. LA-R, 9/27  
**Punts**-- 10, Mann, NY-J at Miami, 10/18, (10-462, 46.2)  
**Field Goals Made**-- 6, (3 times in Non-Overtime Games)  
**Longest Field Goal**-- 59, Lambo, Jax vs. Hou., 11/8  
**Longest Field Goal**-- 59, Boswell, Pitt. at Dal., 11/8

**NFC / SINGLE-GAME HIGHS / PLAYERS**

**Most Points**-- 24, Cook, Minn. at G.B., 11/1, (4 td, 0 fg, 0 xp, 0 2pt)  
**Passing Yards**-- 502, Prescott, Dal. vs. Clev., 10/4, (41-58, 502, 4 td, 1 int)  
**Longest Pass**-- 80, K. Murray, Ariz. at Dal., 10/19, (to Kirk, Christian, td)  
**Passing Touchdowns**-- 5, (3 times in Non-Overtime Games)  
**Rushing Yards**-- 206, Cook, Minn. vs. Det., 11/8, (22-206, 2 td)  
**Rushing Attempts**-- 30, Cook, Minn. at G.B., 11/1, (30-163, 3 td)  
**Rushing Attempts**-- 30, Cook, Minn. at Chi., 11/16, (30-96, 0 td)  
**Longest Rush**-- 98, Jones, T.B. at Car., 11/15, td  
**Receptions**-- 15, Lockett, Sea. at Ariz., 10/25 (OT), (15-200, 3 td)  
**Receptions**-- 15, Kittle, S.F. vs. Phil., 10/4, (15-183, 1 td)  
**Receiving Yards**-- 200, Lockett, Sea. at Ariz., 10/25 (OT), (15-200, 3 td)  
**Receiving Yards**-- 196, D. Adams, G.B. at Hou., 10/25, (13-196, 2 td)  
**Kickoff Return Yards**-- 151, Cannon, Car. vs. T.B., 11/15, (3-151, 0 td)  
**Kickoff Returns**-- 7, Shepherd, G.B. at Ind., 11/22 (OT), (7-138, 0 td)  
**Kickoff Returns**-- 5, (3 times in Non-Overtime Games)  
**Longest Kickoff Return**-- 104, Patterson, Chi. vs. Minn., 11/16, td  
**Punt Return Yards**-- 73, Goodwin, Dal. vs. Pitt., 11/8, (0-73, 0 fc, 0 td)  
**Punt Returns**-- 6, Callaway, N.O. vs. LA-C, 10/12 (OT), (6-69, 1 fc, 0 td)  
**Punt Returns**-- 6, Dw. Harris, Chi. at Tenn., 11/8, (6-64, 0 fc, 0 td)  
**Longest Punt Return**-- 73, Goodwin, Dal. vs. Pitt., 11/8, Wilson, Ced (0) lateral to Goodwin, C.J. (73)  
**Interceptions**-- 2, (6 times in Non-Overtime Games)  
**Longest Interception Return**-- 90, Baker, Ariz. vs. Sea., 10/25 (OT)  
**Longest Interception Return**-- 67, D. Jones, Atl. vs. L.V., 11/29, td  
**Sacks**-- 4.0, Donald, LA-R at Wash., 10/11  
**Scrimmage Yards**-- 252, Cook, Minn. vs. Det., 11/8, (Rush 22-206, Rec 2-46)  
**Longest Punt**-- 71, Dixon, NY-G vs. Phil., 11/15  
**Punts**-- 10, Way, Wash. vs. LA-R, 10/11, (10-511, 51.1)  
**Field Goals Made**-- 5, Slye, Car. at LA-C, 9/27, (5-5, 31 lg)  
**Field Goals Made**-- 5, Koo, Atl. vs. L.V., 11/29, (5-5, 54 lg)  
**Longest Field Goal**-- 61, Myers, Sea. at LA-R, 11/15

**WEEK 12 / THROUGH SUNDAY, NOVEMBER 29, 2020**

**NFL / SINGLE-GAME HIGHS / PLAYERS**

**Most Points**-- 24, Claypool, Pitt. vs. Phil., 10/11, (4 td, 0 fg, 0 xp, 0 2pt)  
**Most Points**-- 24, Cook, Minn. at G.B., 11/1, (4 td, 0 fg, 0 xp, 0 2pt)  
**Passing Yards**-- 502, Prescott, Dal. vs. Clev., 10/4, (41-58, 502, 4 td, 1 int)  
**Longest Pass**-- 84, Roethlisberger, Pitt. vs. Denv., 9/20, (to Claypool, Chase, td)  
**Passing Touchdowns**-- 5, (5 times in Non-Overtime Games)  
**Rushing Yards**-- 212, Henry, Tenn. vs. Hou., 10/18 (OT), (22-212, 2 td)  
**Rushing Yards**-- 206, Cook, Minn. vs. Det., 11/8, (22-206, 2 td)  
**Rushing Attempts**-- 31, Henry, Tenn. at Denv., 9/14, (31-116, 0 td)  
**Rushing Attempts**-- 31, Jacobs, L.V. at Clev., 11/1, (31-129, 0 td)  
**Longest Rush**-- 98, Jones, T.B. at Car., 11/15, td  
**Receptions**-- 16, Allen, LA-C vs. NY-J, 11/22, (16-145, 1 td)  
**Receiving Yards**-- 269, T. Hill, K.C. at T.B., 11/29, (13-269, 3 td)  
**Kickoff Return Yards**-- 212, Rodgers, Ind. at Clev., 10/11, (5-212, 1 td)  
**Kickoff Returns**-- 7, Shepherd, G.B. at Ind., 11/22 (OT), (7-138, 0 td)  
**Kickoff Returns**-- 6, Roberts, Buff. at Tenn., 10/13, (6-138, 0 td)  
**Kickoff Returns**-- 6, Olszewski, N.E. vs. S.F., 10/25, (6-155, 0 td)  
**Longest Kickoff Return**-- 104, Patterson, Chi. vs. Minn., 11/16, td  
**Punt Return Yards**-- 113, Cole, Jax at G.B., 11/15, (3-113, 0 fc, 1 td)  
**Punt Returns**-- 6, Callaway, N.O. vs. LA-C, 10/12 (OT), (6-69, 1 fc, 0 td)  
**Punt Returns**-- 6, Grant, Miami vs. NY-J, 10/18, (6-83, 1 fc, 0 td)  
**Punt Returns**-- 6, Dw. Harris, Chi. at Tenn., 11/8, (6-64, 0 fc, 0 td)  
**Longest Punt Return**-- 91, Cole, Jax at G.B., 11/15, td  
**Interceptions**-- 2, (13 times in Non-Overtime Games)  
**Longest Interception Return**-- 90, Baker, Ariz. vs. Sea., 10/25 (OT)  
**Longest Interception Return**-- 78, M. Davis, LA-C at T.B., 10/4, td  
**Sacks**-- 4.0, Donald, LA-R at Wash., 10/11  
**Scrimmage Yards**-- 269, T. Hill, K.C. at T.B., 11/29, (Rush 0-0, Rec 13-269)  
**Longest Punt**-- 72, Bojorquez, Buff. vs. LA-R, 9/27  
**Punts**-- 10, Way, Wash. vs. LA-R, 10/11, (10-511, 51.1)  
**Punts**-- 10, Mann, NY-J at Miami, 10/18, (10-462, 46.2)  
**Field Goals Made**-- 6, (3 times in Non-Overtime Games)  
**Longest Field Goal**-- 61, Myers, Sea. at LA-R, 11/15

**WEEK 12 / THROUGH SUNDAY, NOVEMBER 29, 2020**

**300-Yard Passing Games**

502, Prescott, DAL vs. CLE 10/04 (41-58, 4 TD)  
472, Prescott, DAL at SEA 09/27 (37-57, 3 TD)  
462, Mahomes, KC at TB 11/29 (37-49, 3 TD)  
450, Prescott, DAL vs. ATL 09/20 (34-47, 1 TD)  
450, Ryan, ATL vs. SEA 09/13 (37-54, 2 TD)  
416, Mahomes, KC vs. NYJ 11/01 (31-42, 5 TD)  
415, J. Allen, BUF at MIA 09/20 (24-35, 4 TD)  
415, J. Allen, BUF vs. SEA 11/08 (31-38, 3 TD)  
406, Burrow, CIN vs. CLE 10/25 (35-47, 3 TD)  
397, Newton, NE at SEA 09/20 (30-44, 1 TD)  
390, Wilson, SEA at BUF 11/08 (28-41, 2 TD)  
390, Smith, WAS at DET 11/15 (38-55, 0 TD)  
388, Wilson, SEA at ARI 10/25 (ot) (33-50, 3 TD)  
385, Mahomes, KC at BAL 09/28 (31-42, 4 TD)  
380, K. Murray, ARI at NYJ 10/11 (27-37, 1 TD)  
376, Goff, LAR at TB 11/23 (39-51, 3 TD)  
372, Mahomes, KC vs. CAR 11/08 (30-45, 4 TD)  
371, Ryan, ATL at MIN 10/18 (30-40, 4 TD)  
371, Rivers, IND vs. CIN 10/18 (29-44, 3 TD)  
369, Brady, TB at LV 10/25 (33-45, 4 TD)  
369, Brady, TB vs. LAC 10/04 (30-46, 5 TD)  
367, Bridgewater, CAR at TB 09/20 (33-42, 0 TD)  
366, Tannehill, TEN vs. HOU 10/18 (ot) (30-41, 4 TD)  
366, Herbert, LAC vs. NYJ 11/22 (37-49, 3 TD)  
365, Newton, NE at HOU 11/22 (26-40, 1 TD)  
364, Rodgers, GB at MIN 09/13 (32-44, 4 TD)  
363, Rivers, IND at JAX 09/13 (36-46, 1 TD)  
360, K. Murray, ARI vs. SEA 10/25 (ot) (34-48, 3 TD)  
360, Wilson, SEA at MIA 10/04 (24-34, 2 TD)  
359, Wentz, PHI vs. NYG 10/22 (25-43, 2 TD)  
359, Watson, HOU vs. JAX 10/11 (25-35, 3 TD)  
355, Goff, LAR at MIA 11/01 (35-61, 1 TD)  
351, Minshew, JAX at CIN 10/04 (27-40, 2 TD)  
350, Fitzpatrick, MIA at SF 10/11 (22-28, 3 TD)  
348, Mahomes, KC at LV 11/22 (34-45, 2 TD)  
347, Herbert, LAC vs. JAX 10/25 (27-43, 3 TD)  
347, Carr, LV at KC 10/11 (22-31, 3 TD)  
345, Brady, TB vs. KC 11/29 (27-41, 3 TD)  
344, Watson, HOU vs. NE 11/22 (28-37, 2 TD)  
343, Mullens, SF at NYG 09/27 (25-36, 1 TD)  
343, Cousins, MIN vs. ATL 10/18 (24-36, 3 TD)  
341, Brady, TB at CAR 11/15 (28-39, 3 TD)  
340, Mahomes, KC vs. LV 10/11 (22-43, 2 TD)  
340, Stafford, DET at ATL 10/25 (25-36, 1 TD)  
339, Minshew, JAX at TEN 09/20 (30-45, 3 TD)  
338, Ryan, ATL vs. DET 10/25 (31-42, 1 TD)  
336, Stafford, DET vs. IND 11/01 (24-42, 3 TD)  
335, Foles, CHI at TEN 11/08 (36-52, 2 TD)  
335, Watson, HOU at TEN 10/18 (ot) (28-37, 4 TD)  
333, Roethlisberger, PIT vs. CIN 11/15 (27-46, 4 TD)  
330, Herbert, LAC vs. CAR 09/27 (35-49, 1 TD)  
328, Fitzpatrick, MIA vs. BUF 09/20 (31-47, 2 TD)  
327, Rodgers, GB vs. ATL 10/05 (27-33, 4 TD)  
326, Herbert, LAC vs. LV 11/08 (28-42, 2 TD)  
325, Brees, NO vs. LAC 10/12 (ot) (33-47, 1 TD)  
325, Smith, WAS vs. NYG 11/08 (24-32, 1 TD)  
325, Rodgers, GB vs. JAX 11/15 (24-34, 2 TD)  
322, Wilson, SEA at ATL 09/13 (31-35, 4 TD)  
321, Tannehill, TEN at MIN 09/27 (23-37, 0 TD)  
321, Goff, LAR at BUF 09/27 (23-32, 2 TD)  
318, Watson, HOU at DET 11/26 (17-25, 4 TD)  
316, Burrow, CIN at CLE 09/17 (37-61, 3 TD)  
316, Herbert, LAC at BUF 11/29 (31-52, 1 TD)  
315, Fitzpatrick, MIA vs. SEA 10/04 (29-45, 0 TD)  
315, Wilson, SEA vs. DAL 09/27 (27-40, 5 TD)  
314, Haskins, WAS vs. BAL 10/04 (32-45, 0 TD)  
314, Cousins, MIN vs. DAL 11/22 (22-30, 3 TD)  
313, Bridgewater, CAR at ATL 10/11 (27-36, 2 TD)  
313, Burrow, CIN at IND 10/18 (25-39, 0 TD)  
313, Lock, DEN at ATL 11/08 (25-48, 2 TD)  
312, Burrow, CIN at PHI 09/27 (ot) (31-44, 2 TD)  
312, J. Allen, BUF vs. NYJ 09/13 (33-46, 2 TD)  
312, Brees, NO at LV 09/21 (26-38, 1 TD)  
311, Carr, LV vs. BUF 10/04 (32-44, 2 TD)  
311, Rodgers, GB at IND 11/22 (ot) (27-38, 3 TD)  
311, Roethlisberger, PIT vs. DEN 09/20 (29-41, 2 TD)  
311, Herbert, LAC vs. KC 09/20 (ot) (22-33, 1 TD)  
311, J. Allen, BUF vs. LAR 09/27 (24-33, 4 TD)  
310, Bridgewater, CAR at KC 11/08 (36-49, 2 TD)

309, Watson, HOU vs. GB 10/25 (29-39, 2 TD)  
309, Goff, LAR at WAS 10/11 (21-30, 2 TD)  
308, Rivers, IND at TEN 11/12 (29-39, 1 TD)  
307, J. Allen, BUF at NYJ 10/25 (30-43, 0 TD)  
307, Cousins, MIN vs. CAR 11/29 (34-45, 3 TD)  
306, Roethlisberger, PIT at DAL 11/08 (29-42, 3 TD)  
305, Rodgers, GB at SF 11/05 (25-31, 4 TD)  
304, Luton, JAX vs. HOU 11/08 (26-38, 1 TD)  
302, Goff, LAR vs. SEA 11/15 (27-37, 0 TD)  
302, Mahomes, KC at LAC 09/20 (ot) (27-47, 2 TD)  
301, Minshew, JAX at HOU 10/11 (31-49, 2 TD)  
300, Burrow, CIN vs. JAX 10/04 (25-36, 1 TD)  
300, Watson, HOU vs. MIN 10/04 (20-33, 2 TD)



**WEEK 12 / THROUGH SUNDAY, NOVEMBER 29, 2020**

**100-Yard Receiving Games**

269, T. Hill, KC at TB 11/29 (13 rec., 3 TD)  
200, Lockett, SEA at ARI 10/25 (ot) (15 rec., 3 TD)  
196, D. Adams, GB at HOU 10/25 (13 rec., 2 TD)  
184, James, SF vs. GB 11/05 (9 rec., 1 TD)  
183, Kittle, SF vs. PHI 10/04 (15 rec., 1 TD)  
179, Edelman, NE at SEA 09/20 (8 rec., 0 TD)  
175, Jefferson, MIN vs. TEN 09/27 (7 rec., 1 TD)  
173, D. Adams, GB at SF 11/05 (10 rec., 1 TD)  
171, Fuller, HOU at DET 11/26 (6 rec., 2 TD)  
169, Meyers, NE at NYJ 11/09 (12 rec., 0 TD)  
166, Jefferson, MIN vs. ATL 10/18 (9 rec., 2 TD)  
161, Metcalf, SEA vs. SF 11/01 (12 rec., 2 TD)  
161, Cooks, HOU vs. JAX 10/11 (8 rec., 1 TD)  
159, Kelce, KC vs. CAR 11/08 (10 rec., 0 TD)  
157, J. Jones, ATL vs. SEA 09/13 (9 rec., 0 TD)  
156, D. Adams, GB at MIN 09/13 (14 rec., 2 TD)  
153, Diggs, BUF at MIA 09/20 (8 rec., 1 TD)  
153, A. Brown, TEN vs. PIT 10/25 (6 rec., 1 TD)  
152, Fulgham, PHI at PIT 10/11 (10 rec., 1 TD)  
151, Hopkins, ARI at SF 09/13 (14 rec., 0 TD)  
149, Valdes-Scantling, GB vs. JAX 11/15 (4 rec., 1 TD)  
146, Chark, JAX vs. HOU 11/08 (7 rec., 1 TD)  
146, Lazard, GB at NO 09/27 (6 rec., 1 TD)  
145, Kupp, LAR at TB 11/23 (11 rec., 0 TD)  
145, Allen, LAC vs. NYJ 11/22 (16 rec., 1 TD)  
143, Landry, CLE at JAX 11/29 (8 rec., 1 TD)  
143, Cole, JAX vs. DET 10/18 (6 rec., 0 TD)  
139, Kamara, NO vs. GB 09/27 (13 rec., 2 TD)  
138, Gallup, DAL at SEA 09/27 (6 rec., 1 TD)  
137, J. Jones, ATL at MIN 10/18 (8 rec., 2 TD)  
137, J. Jones, ATL at CAR 10/29 (7 rec., 0 TD)  
137, Hopkins, ARI vs. DET 09/27 (10 rec., 0 TD)  
136, Ridley, ATL vs. CAR 10/11 (8 rec., 0 TD)  
135, Jefferson, MIN at CHI 11/16 (8 rec., 0 TD)  
134, Cooper, DAL vs. CLE 10/04 (12 rec., 1 TD)  
133, Samuel, SF at LAR 11/29 (11 rec., 0 TD)  
132, Byrd, NE at HOU 11/22 (6 rec., 1 TD)  
132, Allen, LAC vs. CAR 09/27 (13 rec., 1 TD)  
131, Hopkins, ARI at NYJ 10/11 (6 rec., 1 TD)  
130, Woods, LAR at TB 11/23 (12 rec., 1 TD)  
130, Gesicki, MIA vs. BUF 09/20 (8 rec., 1 TD)  
130, Ridley, ATL vs. SEA 09/13 (9 rec., 2 TD)  
129, Engram, NYG at CIN 11/29 (6 rec., 0 TD)  
129, D. Slayton, NYG at DAL 10/11 (8 rec., 0 TD)  
128, C. Davis, TEN at CIN 11/01 (8 rec., 1 TD)  
127, Hopkins, ARI vs. BUF 11/15 (7 rec., 1 TD)  
127, Moore, CAR vs. DET 11/22 (7 rec., 0 TD)  
127, Kelce, KC at LV 11/22 (8 rec., 1 TD)  
125, Jeudy, DEN at ATL 11/08 (7 rec., 1 TD)  
125, Higgins, CIN at IND 10/18 (6 rec., 0 TD)  
125, Boyd, CIN at PHI 09/27 (ot) (10 rec., 0 TD)  
125, McLaurin, WAS at ARI 09/20 (7 rec., 1 TD)  
125, Allen, LAC vs. JAX 10/25 (10 rec., 0 TD)  
124, Lamb, DAL vs. NYG 10/11 (8 rec., 0 TD)  
123, Kirk, ARI vs. MIA 11/08 (5 rec., 1 TD)  
123, Fuller, HOU at TEN 10/18 (ot) (6 rec., 1 TD)  
123, Robinson, CHI at ATL 09/27 (10 rec., 1 TD)  
123, Thielen, MIN vs. DAL 11/22 (8 rec., 2 TD)  
122, Sanders, NO vs. LAC 10/12 (ot) (12 rec., 0 TD)  
122, M. Evans, TB vs. LAC 10/04 (7 rec., 1 TD)  
120, Moore, CAR at TB 09/20 (8 rec., 0 TD)  
119, Patrick, DEN vs. MIA 11/22 (5 rec., 0 TD)  
119, Parker, MIA at NYJ 11/29 (8 rec., 0 TD)  
118, Ruggs III, LV at KC 10/11 (2 rec., 1 TD)  
118, Diggs, BUF vs. SEA 11/08 (9 rec., 0 TD)  
118, Raymond, TEN at MIN 09/27 (3 rec., 0 TD)  
118, McLaurin, WAS vs. BAL 10/04 (10 rec., 0 TD)  
116, Crowder, NYJ vs. ARI 10/11 (8 rec., 1 TD)  
116, D. Johnson, PIT vs. CIN 11/15 (6 rec., 1 TD)  
115, Higgins, CIN at PIT 11/15 (7 rec., 1 TD)  
115, Crowder, NYJ at BUF 09/13 (7 rec., 1 TD)  
115, McLaurin, WAS vs. NYG 11/08 (7 rec., 1 TD)  
115, Aiyuk, SF at NE 10/25 (6 rec., 0 TD)  
115, Diggs, BUF at LV 10/04 (6 rec., 0 TD)  
114, Gage, ATL vs. SEA 09/13 (9 rec., 0 TD)  
114, Golladay, DET at ATL 10/25 (6 rec., 0 TD)  
114, Thielen, MIN at HOU 10/04 (8 rec., 1 TD)  
114, Anderson, CAR vs. LV 09/13 (6 rec., 1 TD)  
113, Patrick, DEN at NYJ 10/01 (6 rec., 1 TD)

113, Firkser, TEN vs. HOU 10/18 (ot) (8 rec., 1 TD)  
113, C. Davis, TEN at BAL 11/22 (ot) (5 rec., 0 TD)  
113, Hall, DET vs. IND 11/01 (4 rec., 0 TD)  
113, T. Hill, KC vs. CAR 11/08 (9 rec., 2 TD)  
112, Beasley, BUF at NYJ 10/25 (11 rec., 0 TD)  
112, Anderson, CAR at ATL 10/11 (8 rec., 0 TD)  
112, Cooper, DAL vs. WAS 11/26 (6 rec., 1 TD)  
112, Fuller, HOU at KC 09/10 (8 rec., 0 TD)  
111, Alie-Cox, IND vs. MIN 09/20 (5 rec., 0 TD)  
111, D. Johnson, PIT at JAX 11/22 (12 rec., 0 TD)  
110, Kupp, LAR at MIA 11/01 (11 rec., 0 TD)  
110, Higgins, CLE at CIN 10/25 (6 rec., 0 TD)  
110, Thielen, MIN vs. GB 09/13 (6 rec., 2 TD)  
110, Claypool, PIT vs. PHI 10/11 (7 rec., 3 TD)  
110, Parker, MIA vs. SEA 10/04 (10 rec., 0 TD)  
110, Ridley, ATL vs. CHI 09/27 (5 rec., 0 TD)  
110, Metcalf, SEA vs. DAL 09/27 (4 rec., 1 TD)  
110, C. Sims, WAS vs. NYG 11/08 (3 rec., 0 TD)  
109, Kelce, KC vs. NYJ 11/01 (8 rec., 1 TD)  
109, Ridley, ATL at DAL 09/20 (7 rec., 2 TD)  
109, Beasley, BUF at ARI 11/15 (11 rec., 1 TD)  
109, Williams, LAC at NO 10/12 (ot) (5 rec., 2 TD)  
109, Anderson, CAR at TB 09/20 (9 rec., 0 TD)  
109, Kittle, SF vs. LAR 10/18 (7 rec., 1 TD)  
109, S. Miller, TB at LV 10/25 (6 rec., 1 TD)  
108, Johnson, IND vs. CIN 10/18 (5 rec., 0 TD)  
108, Fuller, HOU vs. MIN 10/04 (6 rec., 1 TD)  
108, Kelce, KC vs. LV 10/11 (8 rec., 1 TD)  
108, Metcalf, SEA at BUF 11/08 (7 rec., 1 TD)  
107, Agholor, LV vs. TB 10/25 (5 rec., 1 TD)  
107, Kupp, LAR at BUF 09/27 (9 rec., 1 TD)  
107, C. Wilson, DAL at SEA 09/27 (5 rec., 2 TD)  
106, Metcalf, SEA at MIA 10/04 (4 rec., 0 TD)  
106, Diggs, BUF at TEN 10/13 (10 rec., 0 TD)  
106, D. Adams, GB at IND 11/22 (ot) (7 rec., 1 TD)  
106, Lamb, DAL vs. ATL 09/20 (6 rec., 0 TD)  
106, Gronkowski, TB vs. KC 11/29 (6 rec., 0 TD)  
106, Williams, MIA at SF 10/11 (4 rec., 1 TD)  
106, Snead, BAL vs. PIT 11/01 (5 rec., 0 TD)  
105, Waller, LV vs. NO 09/21 (12 rec., 1 TD)  
105, Samuel, CAR at KC 11/08 (9 rec., 1 TD)  
105, Golladay, DET at JAX 10/18 (4 rec., 0 TD)  
105, Woods, LAR vs. DAL 09/13 (6 rec., 0 TD)  
104, Crowder, NYJ vs. DEN 10/01 (7 rec., 0 TD)  
104, M. Evans, TB vs. CAR 09/20 (7 rec., 1 TD)  
104, Thomas, NO vs. ATL 11/22 (9 rec., 0 TD)  
103, Zaccheaus, ATL vs. DEN 11/08 (4 rec., 1 TD)  
103, Hopkins, ARI vs. SEA 10/25 (ot) (10 rec., 1 TD)  
103, Jefferson, MIN at HOU 10/04 (4 rec., 0 TD)  
103, Allen, LAC vs. LV 11/08 (9 rec., 1 TD)  
102, T. Hill, KC at LV 11/22 (11 rec., 1 TD)  
102, D. Slayton, NYG vs. PIT 09/14 (6 rec., 2 TD)  
101, Robinson, CHI vs. IND 10/04 (7 rec., 1 TD)  
101, Goedert, PHI at WAS 09/13 (8 rec., 1 TD)  
101, Boyd, CIN vs. CLE 10/25 (11 rec., 1 TD)  
101, A. Brown, TEN vs. CHI 11/08 (4 rec., 1 TD)  
101, M. Brown, BAL vs. CLE 09/13 (5 rec., 0 TD)  
101, Pittman, IND at TEN 11/12 (7 rec., 0 TD)  
101, Perriman, NYJ vs. NE 11/09 (5 rec., 2 TD)  
101, C. Davis, TEN at DEN 09/14 (7 rec., 0 TD)  
101, Patrick, DEN at NE 10/18 (4 rec., 0 TD)  
100, Fuller, HOU at JAX 11/08 (5 rec., 1 TD)  
100, Lockett, SEA vs. DAL 09/27 (9 rec., 3 TD)  
100, Beasley, BUF vs. LAR 09/27 (6 rec., 0 TD)  
100, Cooper, DAL vs. ATL 09/20 (6 rec., 0 TD)

**WEEK 12 / THROUGH SUNDAY, NOVEMBER 29, 2020**

**100-Yard Rushing Games**

212, Henry, TEN vs. HOU 10/18 (ot) (22 att., 2 TD)  
206, Cook, MIN vs. DET 11/08 (22 att., 2 TD)  
192, Jones, TB at CAR 11/15 (23 att., 1 TD)  
181, Cook, MIN vs. TEN 09/27 (22 att., 1 TD)  
178, Henry, TEN at IND 11/29 (27 att., 3 TD)  
168, A. Jones, GB vs. DET 09/20 (18 att., 2 TD)  
164, Drake, ARI at DAL 10/19 (20 att., 2 TD)  
163, Cook, MIN at GB 11/01 (30 att., 3 TD)  
161, Edwards-Helaire, KC at BUF 10/19 (26 att., 0 TD)  
151, Mixon, CIN vs. JAX 10/04 (25 att., 2 TD)  
144, Chubb, CLE at JAX 11/29 (19 att., 1 TD)  
138, Edwards-Helaire, KC vs. HOU 09/10 (25 att., 1 TD)  
133, Henry, TEN at BAL 11/22 (ot) (28 att., 1 TD)  
130, Cook, MIN at HOU 10/04 (27 att., 2 TD)  
129, Jacobs, LV at CLE 11/01 (31 att., 0 TD)  
128, A. Gibson, WAS vs. DAL 10/25 (20 att., 1 TD)  
128, J. Robinson, JAX vs. CLE 11/29 (22 att., 1 TD)  
126, Chubb, CLE vs. HOU 11/15 (19 att., 1 TD)  
124, Chubb, CLE vs. CIN 09/17 (22 att., 2 TD)  
124, Murray, NO at DEN 11/29 (19 att., 2 TD)  
121, Harris, NE vs. BAL 11/15 (22 att., 0 TD)  
121, Gurley, ATL vs. CAR 10/11 (14 att., 1 TD)  
119, J. Robinson, JAX at LAC 10/25 (22 att., 1 TD)  
119, Henry, TEN at MIN 09/27 (26 att., 2 TD)  
118, Sanders, PHI vs. BAL 10/18 (9 att., 0 TD)  
117, Michel, NE vs. LV 09/27 (9 att., 0 TD)  
116, Swift, DET at JAX 10/18 (14 att., 2 TD)  
116, Henry, TEN at DEN 09/14 (31 att., 0 TD)  
115, A. Gibson, WAS at DAL 11/26 (20 att., 3 TD)  
115, Cook, MIN vs. DAL 11/22 (27 att., 1 TD)  
114, Henderson, LAR at BUF 09/27 (20 att., 1 TD)  
114, Chubb, CLE vs. PHI 11/22 (20 att., 0 TD)  
113, Dobbins, BAL vs. PIT 11/01 (15 att., 0 TD)  
113, Jones, TB vs. GB 10/18 (23 att., 2 TD)  
113, Snell, PIT at NYG 09/14 (19 att., 0 TD)  
112, Henry, TEN at CIN 11/01 (18 att., 1 TD)  
112, Jacobs, LV vs. DEN 11/15 (21 att., 2 TD)  
112, Mattison, MIN at SEA 10/11 (20 att., 0 TD)  
112, Wilson, SF at NE 10/25 (17 att., 3 TD)  
111, Jones, TB vs. LAC 10/04 (20 att., 0 TD)  
109, Conner, PIT vs. HOU 09/27 (18 att., 1 TD)  
109, J. Robinson, JAX at GB 11/15 (23 att., 0 TD)  
108, Jackson, BAL at PHI 10/18 (9 att., 1 TD)  
108, Chubb, CLE vs. WAS 09/27 (19 att., 2 TD)  
107, Gordon, DEN at NYJ 10/01 (23 att., 2 TD)  
106, K. Murray, ARI vs. MIA 11/08 (11 att., 1 TD)  
106, Jones, TB at CHI 10/08 (17 att., 0 TD)  
106, Conner, PIT vs. DEN 09/20 (16 att., 1 TD)  
104, Hunt, CLE vs. HOU 11/15 (19 att., 0 TD)  
103, Elliott, DAL at MIN 11/22 (21 att., 0 TD)  
103, Fournette, TB vs. CAR 09/20 (12 att., 2 TD)  
103, Henry, TEN vs. IND 11/12 (19 att., 0 TD)  
103, Montgomery, CHI at GB 11/29 (11 att., 0 TD)  
102, J. Robinson, JAX at TEN 09/20 (16 att., 1 TD)  
102, Harris, NE at BUF 11/01 (16 att., 1 TD)  
101, Conner, PIT vs. CLE 10/18 (20 att., 1 TD)  
101, Taylor, IND vs. MIN 09/20 (26 att., 1 TD)  
101, Lindsay, DEN at NE 10/18 (23 att., 0 TD)  
100, Harris, NE at KC 10/05 (17 att., 0 TD)  
100, Drake, ARI vs. BUF 11/15 (16 att., 0 TD)

**WEEK 12 / THROUGH SUNDAY, NOVEMBER 29, 2020**

**AFC / TEAM/OFFENSE RANK**

Tm	(A)	(B)	(C)	(D)	(E)	(F)	(G)	(H)	(I)	(J)	(K)	(L)	(M)	(N)	(O)	(P)	(Q)
BAL	11	10	2	2	15	12	12	16	14	5	10t	10	1	10	3	6	3
BUF	4	4	9t	9	4	5	8	8	2t	2	1	5	4	1	7	5	13
CIN	12	15	14	11	7	15	6	15	7	14	2	6	5	3	5	12	11
<b>CLE</b>	<b>8</b>	<b>5</b>	<b>1</b>	<b>1</b>	<b>14</b>	<b>8</b>	<b>11</b>	<b>7</b>	<b>10</b>	<b>11</b>	<b>13</b>	<b>14</b>	<b>8</b>	<b>13</b>	<b>14</b>	<b>11</b>	<b>12</b>
DEN	14	14	7	8	12	13	16	9	15	15	16	9	9	4	8	15	2
HOU	6	2	16	13	3	1	5	13	13	10	9	12	10	7	6	10	9
IND	5	7	9t	15	5	4	9	2	5	13	8	11	3	8	10	4	8
JAC	13	11	12	5	9	14	13	12	12	9	15	2	11	5	2	14	15
KC	1	1	8	6	1	2	1	3	1	1	10t	16	2	6	11	1	7
LV	7	6	5	7	8	6	2	5	8	3	3t	7	14	15	9	7	5
LAC	2	9	6	14	2	7	7	6	2t	7	12	15	12	16	16	9	14
MIA	15	13	15	16	11	10	10	11	11	12	3t	1	15	14	4	8	1
NE	10	8	4	4	13	9	15	10	6	8	7	3	6	2	1	13	6
NYJ	16	16	13	10	16	16	14	14	16	16	14	13	16	11	15	16	10
PIT	9	12	11	12	6	11	4	1	9	4	6	4	7	12	13	2	4
<b>TEN</b>	<b>3</b>	<b>3</b>	<b>3</b>	<b>3</b>	<b>10</b>	<b>3</b>	<b>3</b>	<b>4</b>	<b>4</b>	<b>6</b>	<b>3t</b>	<b>8</b>	<b>13</b>	<b>9</b>	<b>12</b>	<b>3</b>	<b>16</b>

**AFC / OPPONENT/DEFENSE RANK**

Tm	(A)	(B)	(C)	(D)	(E)	(F)	(G)	(H)	(I)	(J)	(K)	(L)	(M)	(N)	(O)	(P)	(Q)	(R)	(S)
BAL	3	4	7	10	4	2	15	4	6	2	4t	2	4	13	11	3	2	3	5
BUF	10	9	11	12	9	9	12	3	11	10	11	9	2	9	4	7	16	7	8
CIN	13	13	15	13	11	13	7	13	9	11	10	6	6	12	12	10	7t	13	14
<b>CLE</b>	<b>7</b>	<b>5</b>	<b>3</b>	<b>3</b>	<b>10</b>	<b>5</b>	<b>8</b>	<b>7</b>	<b>10</b>	<b>12</b>	<b>16</b>	<b>10t</b>	<b>14</b>	<b>6</b>	<b>9</b>	<b>9</b>	<b>9</b>	<b>8</b>	<b>7</b>
DEN	4	2	13	8	3	3	10	2	4	4	6	10t	16	4	7	12	12	14	10
HOU	15	15	16	16	12	12	16	6	15t	15	7	4	7	7	10	11	3t	12	12
IND	2	3	1	1	2	6	3	5	3	7	8t	7	9	3	3	5	6	5	2
JAC	16	16	14	9	15	16	11	15	12	8	12t	5	3	1	1	16	10	15	15
KC	8	8	10	11	7	7	4	10	8	6	14	12	12	14	16	4	3t	2	1
LV	11	11	5	7	13	11	9	16	13	14	15	8	11	11	8	14	14	11	11
LAC	5	6	8	15	5	4	14	9	2	5	4t	16	15	16	15	13	11	9	3
MIA	9	10	12	14	8	8	5	8	7	1	3	1	1	5	2	2	1	4	13
NE	6	14	9	4	6	15	2	11	5	9	1	3	10	10	13	6	13	10	9
NYJ	14	12	4	2	16	14	13	12	15t	13	8t	15	13	2	5	15	7t	16	16
PIT	1	1	2	6	1	1	1	1	1	3	2	13	5	8	6	1	5	1	4
<b>TEN</b>	<b>12</b>	<b>7</b>	<b>6</b>	<b>5</b>	<b>14</b>	<b>10</b>	<b>6</b>	<b>14</b>	<b>14</b>	<b>16</b>	<b>12t</b>	<b>14</b>	<b>8</b>	<b>15</b>	<b>14</b>	<b>8</b>	<b>15</b>	<b>6</b>	<b>6</b>

- (A) Total Yards per Game
- (B) Yards per Play
- (C) Rushing Yards per Game
- (D) Rushing Yards per Attempt
- (E) Passing Net Yards per Game
- (F) Passing Net Yards per Play
- (G) Passing, Percent Had Intercepted
- (H) Sacks per Pass Play
- (I) First Downs per Game
- (J) Third Down Efficiency
- (K) Fourth Down Efficiency
- (L) Punt Return Average
- (M) Kickoff Return Average
- (N) Gross Punting Average
- (O) Net Punting Average
- (P) Points per Game
- (Q) Field Goal Percentage
- Combined Offense/Defense Rank
- (R) Points per Game Differential
- (S) Net Yards per Game Differential



**WEEK 12 / THROUGH SUNDAY, NOVEMBER 29, 2020**

**NFC / TEAM/OFFENSE RANK**

Tm	(A)	(B)	(C)	(D)	(E)	(F)	(G)	(H)	(I)	(J)	(K)	(L)	(M)	(N)	(O)	(P)	(Q)
ARI	1	4	1	1	10	7	8	4	1	4	4	15	13	11	13	5	12
ATL	7	11	13	16	2	9	3	8	4	7	7	7	14	16	14	6	3
CAR	11	5	12	8	9	5	10	5	12	10	8	9	2	7	6	10	11
CHI	16	16	16	15	13	15	13	7	15t	16	11	8	1	8	12	15	7
DAL	6	12	10	9	4	12	4	10	2	11	14	4	4	12	8	12	9
DET	12	10	14	14	8	11	5	12	10	14	10	5	6	1	1	11	15
GB	3	3	5	5	3	2	1	1	6t	1	6	12	16	13	15	2	1t
LAR	4	6	4	10	6	4	11	3	6t	3	12t	13	11	6	11	8	13
MIN	5	1	2	3	11	1	15	9	8	5	12t	16	9	14	16	7	10
NO	8	9	3	7	12	6	2	6	5	2	5	2	3	15	10	3	6
NYG	15	15	8	6	16	14	9	13	15t	9	2	3	7	10	9	16	4
PHI	13	14	7	2	15	16	16	16	13	15	15	11	15	3	5	13	16
SF	9	8	9	12	7	8	14	11	11	12	16	6	10	5	4	9	8
SEA	2	2	6	4	1	3	12	15	3	8	1	1	5	2	3	1	1t
TB	10	7	15	11	5	10	7	2	9	6	9	10	8	9	7	4	5
WAS	14	13	11	13	14	13	6	14	14	13	3	14	12	4	2	14	14

**NFC / OPPONENT/DEFENSE RANK**

Tm	(A)	(B)	(C)	(D)	(E)	(F)	(G)	(H)	(I)	(J)	(K)	(L)	(M)	(N)	(O)	(P)	(Q)	(R)	(S)
ARI	10	8	13	13	8	5	6	6	14	10	12t	12	2	9	9	8	14	5	3
ATL	14	16	6	11	15	16	10	13	10	4	2	4	9	11	14	11	4t	7	12
CAR	11	10	10	14	11	9	15	16	13	16	12t	7	12	2	4	9	16	11	10
CHI	8t	7	12	7	6	6	13	12	7	1	15	14	8	8	5	4	1	12	15
DAL	12t	13	16	16	7	12	14	9	11	15	5	3	3	10	2	16	13	16	9
DET	15	14	14	12	14	14	12	15	15	13	11	6	5	1	1	15	7	15	16
GB	8t	11	8	15	9	11	11	8	6	9	6t	15	7	5	7	12	3	2	4t
LAR	2	1	4	4	2	1	5	4	3	2	3	16	14	14	16	1	10	4	1
MIN	12t	12	11	10	13	13	8	14	12	3	14	13	11	4	8	13	12	10	8
NO	1	2	2	2	4	4	1	3	2	8	9	1	1	12	3	2	4t	1	2
NYG	6	9	5	5	10	10	7	7	8	12	16	11	10	16	12	5	2	14	13
PHI	7	4	15	8	5	3	16	2	9	7	4	8	6	6	13	10	4t	13	11
SF	4	6	7	6	3	7	4	10	4	5	10	2	13	15	11	6	15	8	4t
SEA	16	15	3	3	16	15	9	11	16	14	8	9	4	13	10	14	8	6	14
TB	5	5	1	1	12	8	2	5	5	11	6t	10	16	3	6	7	11	3	6
WAS	3	3	9	9	1	2	3	1	1	6	1	5	15	7	15	3	9	9	7

- (A) Total Yards per Game
- (B) Yards per Play
- (C) Rushing Yards per Game
- (D) Rushing Yards per Attempt
- (E) Passing Net Yards per Game
- (F) Passing Net Yards per Play
- (G) Passing, Percent Had Intercepted
- (H) Sacks per Pass Play
- (I) First Downs per Game
- (J) Third Down Efficiency
- (K) Fourth Down Efficiency
- (L) Punt Return Average
- (M) Kickoff Return Average
- (N) Gross Punting Average
- (O) Net Punting Average
- (P) Points per Game
- (Q) Field Goal Percentage
- Combined Offense/Defense Rank
- (R) Points per Game Differential
- (S) Net Yards per Game Differential

**WEEK 12 / THROUGH SUNDAY, NOVEMBER 29, 2020**

**NFL / TEAM/OFFENSE RANK**

Tm	(A)	(B)	(C)	(D)	(E)	(F)	(G)	(H)	(I)	(J)	(K)	(L)	(M)	(N)	(O)	(P)	(Q)
BAL	23	20	2	6	31	23	23	29	28	7	18t	16	1	19	6	12	7
BUF	11	8	21t	20	7	8	11	14	4t	2	1	5	4	2	13	10	23
CIN	24	30	29	25	18	29	8	28	17t	29	2	10	7	8	10	26	20
<b>CLE</b>	<b>18</b>	<b>9</b>	<b>1</b>	<b>2</b>	<b>30</b>	<b>16</b>	<b>16</b>	<b>13</b>	<b>24</b>	<b>21</b>	<b>29</b>	<b>25</b>	<b>14</b>	<b>22</b>	<b>26</b>	<b>18</b>	<b>21t</b>
DEN	28	26	14	14	26	25	32	16	31	30	32	15	19	9	14	31	6
HOU	16	3	31	28	4	2	7	24	27	16	15t	19	21	15	12	17	18
IND	12	14	21t	31	10	6	14	2	10	27	13	18	3	16	19t	9	16
JAC	25	23	25	9	21	26	24	23	26	15	31	2	23	10	5	28	27
KC	1	1	18	11	1	3	1	5	2	1	18t	29	2	11	21	3	14
LV	17	12	8	13	19	11	3t	10t	19	3	4t	11	29	25	15	13t	9
LAC	4	18	13	29	2	13	9	12	4t	11	21	27	25	28	31	16	25
MIA	30	25	30	32	25	21	15	21	25	22	4t	1	30	24	7	15	5
NE	21t	17	5	8	29	19	31	19	11t	12	11t	3	9	6	2	27	12
NYJ	32	32	26	21	32	32	27t	27	32	32	30	21	31	20	29	32	19
PIT	20	24	24	27	16	22	6	1	22	6	9	4	10	21	25	4	8
<b>TEN</b>	<b>8</b>	<b>6</b>	<b>3</b>	<b>7</b>	<b>22</b>	<b>5</b>	<b>5</b>	<b>8</b>	<b>6</b>	<b>9</b>	<b>4t</b>	<b>14</b>	<b>27</b>	<b>17</b>	<b>24</b>	<b>6</b>	<b>32</b>
ARI	2	7	4	1	15	14	19	7	1	10	10	31	24	26	27	8	26
ATL	10	21	23	30	5	17	10	17	8	17	15t	17	26	32	28	11	3
CAR	19	10	20	16	14	10	21	9	20	20	17	22	6	13	11	21	24
CHI	31	31	32	26	23	30	26	15	29t	31	23	20	5	14	23	29	13
DAL	9	22	17	17	8	24	12	20	3	23	26	9	11	27	17	23	17
DET	21t	19	27	24	13	20	13	25	16	26	22	12	13	1	1	22	30
GB	5	5	10	10	6	4	2	3	11t	4	14	26	32	29	30	2	1t
LAR	6	11	9	18	11	9	22	6	11t	8	24t	28	20	12	22	19	28
MIN	7	2	6	4	17	1	29	18	14	13	24t	32	17	30	32	13t	21t
NO	13	16	7	15	20	12	3t	10t	9	5	11t	7	8	31	19t	5	11
NYG	29	29	15	12	28	28	20	26	29t	19	4t	8	15	23	18	30	4
PHI	26	28	12	3	27	31	30	32	21	28	27	24	28	4	9	24	31
SF	14	15	16	22	12	15	27t	22	17t	24	28	13	18	7	8	20	15
SEA	3	4	11	5	3	7	25	31	7	18	3	6	12	3	4	1	1t
TB	15	13	28	19	9	18	18	4	15	14	18t	23	16	18	16	7	10
WAS	27	27	19	23	24	27	17	30	23	25	8	30	22	5	3	25	29

Team/Offense Rank

- (A) Total Yards per Game
- (B) Yards per Play
- (C) Rushing Yards per Game
- (D) Rushing Yards per Attempt
- (E) Passing Net Yards per Game
- (F) Passing Net Yards per Play
- (G) Passing, Percent Had Intercepted
- (H) Sacks per Pass Play
- (I) First Downs per Game
- (J) Third Down Efficiency
- (K) Fourth Down Efficiency
- (L) Punt Return Average
- (M) Kickoff Return Average
- (N) Gross Punting Average
- (O) Net Punting Average
- (P) Points per Game
- (Q) Field Goal Percentage

**WEEK 12 / THROUGH SUNDAY, NOVEMBER 29, 2020**

**NFL / OPPONENT/DEFENSE RANK**

Tm	(A)	(B)	(C)	(D)	(E)	(F)	(G)	(H)	(I)	(J)	(K)	(L)	(M)	(N)	(O)	(P)	(Q)	(R)	(S)
BAL	8	9	17	24	9	3	28	8	13	2	8t	3	7	24	16	3	2	4	12
BUF	21	19	24	27	18	19	20	7	25	21	22	20	3	17	5	18	32	13	16
CIN	26	26	30	28	22	26	13	29	19	23	19t	14	10	21	17	22	8t	27	30
<b>CLE</b>	<b>17</b>	<b>13</b>	<b>9</b>	<b>10</b>	<b>20</b>	<b>11</b>	<b>16</b>	<b>14</b>	<b>22</b>	<b>24</b>	<b>32</b>	<b>21t</b>	<b>27</b>	<b>11</b>	<b>14</b>	<b>21</b>	<b>11t</b>	<b>19</b>	<b>15</b>
DEN	10	6	26	20	8	5	18	6	9	12	10	21t	31	8	11	24	22	29	21
HOU	30	29	31	32	23	25	32	13	29t	28	14	11	11	12	15	23	3t	23	27
IND	5	7	7	4	7	13	4	12	8	17	15t	15	15	4	4	9t	6t	8	4
JAC	31	32	29	21	29	32	19	31	26	19	23t	12	4	2	1	30	16	30	31
KC	18	17	23	26	16	16	5	23	17	16	28	23	25	25	32	6	3t	2	3
LV	22	23	12	18	27	23	17	32	27	27	31	19	24	20	12	28	27t	22	23
LAC	12	15	18	30	10	10	26	22	7	14	8t	29	30	31	29	25	19t	20	5
MIA	20	20	25	29	17	17	9	16	15	1	5t	2	1	10	2	2	1	5	29
NE	16	28	21	15	14	31	2	25	10	20	1	5	16	19	19	12	26	21	18
NYJ	28	25	11	5	30	29	25	26	29t	26	15t	28	26	3	8	29	8t	32	32
PIT	3	3	8	17	2	2	1	1	1	10	2	25	9	14	9	1	5	1	9
<b>TEN</b>	<b>25</b>	<b>16</b>	<b>16</b>	<b>16</b>	<b>28</b>	<b>21</b>	<b>12</b>	<b>30</b>	<b>28</b>	<b>32</b>	<b>23t</b>	<b>27</b>	<b>14</b>	<b>30</b>	<b>21t</b>	<b>20</b>	<b>31</b>	<b>11</b>	<b>14</b>
ARI	15	12	22	22	13	8	11	10	24	15	23t	24	5	18	23	14	27t	10	6
ATL	27	31	6	14	31	30	22	21	18	6	4	7	19	23	28	17	13t	14	22
CAR	19	18	15	23	21	15	30	28	23	31	23t	10	22	5	10	15	30	18	19
CHI	13t	11	20	9	11	9	27	20	12	3	29	30	18	16	13	8	6t	24	26
DAL	23t	24	32	31	12	22	29	17	20	30	11	6	6	22	6	32	25	31	17
DET	29	27	27	19	26	27	24	27	31	25	21	9	12	1	3	31	17	28	28
GB	13t	21	13	25	15	20	23	15	11	13	12t	31	17	9	20	19	11t	6	7t
LAR	2	1	4	6	3	1	10	5	4	4	5t	32	28	28	31	4	21	9	1
MIN	23t	22	19	13	25	24	15	24	21	5	27	26	21	7	21t	26	24	17	13
NO	1	2	2	2	5	7	3	4	3	11	18	1	2	26	7	5	13t	3	2
NYG	9	14	5	7	19	18	14	11	14	22	30	18	20	32	26	9t	10	26	24
PHI	11	5	28	11	6	6	31	3	16	9	7	13	13	13	27	16	13t	25	20
SF	6	10	10	8	4	12	8	18	5	7	19t	4	23	29	25	11	29	15	7t
SEA	32	30	3	3	32	28	21	19	32	29	17	16	8	27	24	27	18	12	25
TB	7	8	1	1	24	14	6	9	6	18	12t	17	32	6	18	13	23	7	10
WAS	4	4	14	12	1	4	7	2	2	8	3	8	29	15	30	7	19t	16	11

Opponent/Defense Rank

- (A) Total Yards per Game
- (B) Yards per Play
- (C) Rushing Yards per Game
- (D) Rushing Yards per Attempt
- (E) Passing Net Yards per Game
- (F) Passing Net Yards per Play
- (G) Passing, Percent Had Intercepted
- (H) Sacks per Pass Play
- (I) First Downs per Game
- (J) Third Down Efficiency
- (K) Fourth Down Efficiency
- (L) Punt Return Average
- (M) Kickoff Return Average
- (N) Gross Punting Average
- (O) Net Punting Average
- (P) Points per Game
- (Q) Field Goal Percentage
- Combined Offense/Defense Rank
- (R) Points per Game Differential
- (S) Net Yards per Game Differential

**WEEK 12 / THROUGH SUNDAY, NOVEMBER 29, 2020****AFC / TOTAL OFFENSE**

Rank	Team	Total	Rushing	Passing	Total	Rushing	Passing
1)	Kansas City	4684	1224	3460	425.8	111.3	314.5
2)	L.A. Chargers	4376	1289	3087	397.8	117.2	280.6
<b>3)</b>	<b>Tennessee</b>	<b>4243</b>	<b>1740</b>	<b>2503</b>	<b>385.7</b>	<b>158.2</b>	<b>227.5</b>
4)	Buffalo	4097	1148	2949	372.5	104.4	268.1
5)	Indianapolis	4070	1148	2922	370.0	104.4	265.6
6)	Houston	3973	923	3050	361.2	83.9	277.3
7)	Las Vegas	3937	1382	2555	357.9	125.6	232.3
<b>8)</b>	<b>Cleveland</b>	<b>3913</b>	<b>1775</b>	<b>2138</b>	<b>355.7</b>	<b>161.4</b>	<b>194.4</b>
9)	Pittsburgh	3478	1022	2456	347.8	102.2	245.6
10)	New England	3817	1646	2171	347.0	149.6	197.4
11)	Baltimore	3439	1605	1834	343.9	160.5	183.4
12)	Cincinnati	3646	1059	2587	331.5	96.3	235.2
13)	Jacksonville	3645	1113	2532	331.4	101.2	230.2
14)	Denver	3577	1248	2329	325.2	113.5	211.7
15)	Miami	3431	1048	2383	311.9	95.3	216.6
16)	N.Y. Jets	2946	1073	1873	267.8	97.5	170.3

**AFC / TOTAL DEFENSE**

Rank	Team	Total	Rushing	Passing	Total	Rushing	Passing
1)	Pittsburgh	3069	1034	2035	306.9	103.4	203.5
2)	Indianapolis	3430	1121	2309	311.8	101.9	209.9
3)	Baltimore	3330	1160	2170	333.0	116.0	217.0
4)	Denver	3755	1444	2311	341.4	131.3	210.1
5)	L.A. Chargers	3772	1325	2447	342.9	120.5	222.5
6)	New England	3877	1356	2521	352.5	123.3	229.2
<b>7)</b>	<b>Cleveland</b>	<b>3904</b>	<b>1190</b>	<b>2714</b>	<b>354.9</b>	<b>108.2</b>	<b>246.7</b>
8)	Kansas City	3968	1410	2558	360.7	128.2	232.5
9)	Miami	4066	1429	2637	369.6	129.9	239.7
10)	Buffalo	4104	1426	2678	373.1	129.6	243.5
11)	Las Vegas	4162	1247	2915	378.4	113.4	265.0
<b>12)</b>	<b>Tennessee</b>	<b>4225</b>	<b>1271</b>	<b>2954</b>	<b>384.1</b>	<b>115.5</b>	<b>268.5</b>
13)	Cincinnati	4295	1504	2791	390.5	136.7	253.7
14)	N.Y. Jets	4345	1221	3124	395.0	111.0	284.0
15)	Houston	4505	1702	2803	409.5	154.7	254.8
16)	Jacksonville	4572	1498	3074	415.6	136.2	279.5

**NFC / TOTAL OFFENSE**

Rank	Team	Total	Rushing	Passing	Total	Rushing	Passing
1)	Arizona	4441	1715	2726	403.7	155.9	247.8
2)	Seattle	4000	1213	2787	400.0	121.3	278.7
3)	Green Bay	4322	1341	2981	392.9	121.9	271.0
4)	L.A. Rams	4281	1371	2910	389.2	124.6	264.5
5)	Minnesota	4258	1603	2655	387.1	145.7	241.4
6)	Dallas	4178	1230	2948	379.8	111.8	268.0
7)	Atlanta	4123	1138	2985	374.8	103.5	271.4
8)	New Orleans	4026	1482	2544	366.0	134.7	231.3
9)	San Francisco	3995	1235	2760	363.2	112.3	250.9
10)	Tampa Bay	4353	1156	3197	362.8	96.3	266.4
11)	Carolina	4258	1277	2981	354.8	106.4	248.4
12)	Detroit	3817	1063	2754	347.0	96.6	250.4
13)	Philadelphia	3301	1211	2090	330.1	121.1	209.0
14)	Washington	3578	1173	2405	325.3	106.6	218.6
15)	N.Y. Giants	3452	1247	2205	313.8	113.4	200.5
16)	Chicago	3360	904	2456	305.5	82.2	223.3

**NFC / TOTAL DEFENSE**

Rank	Team	Total	Rushing	Passing	Total	Rushing	Passing
1)	New Orleans	3134	843	2291	284.9	76.6	208.3
2)	L.A. Rams	3267	1028	2239	297.0	93.5	203.5
3)	Washington	3405	1264	2141	309.5	114.9	194.6
4)	San Francisco	3467	1196	2271	315.2	108.7	206.5
5)	Tampa Bay	3959	890	3069	329.9	74.2	255.8
6)	N.Y. Giants	3741	1049	2692	340.1	95.4	244.7
7)	Philadelphia	3427	1334	2093	342.7	133.4	209.3
8t)	Chicago	3794	1333	2461	344.9	121.2	223.7
8t)	Green Bay	3794	1259	2535	344.9	114.5	230.5
10)	Arizona	3856	1357	2499	350.5	123.4	227.2
11)	Carolina	4372	1381	2991	364.3	115.1	249.3
12t)	Dallas	4202	1720	2482	382.0	156.4	225.6
12t)	Minnesota	4202	1328	2874	382.0	120.7	261.3
14)	Atlanta	4309	1103	3206	391.7	100.3	291.5
15)	Detroit	4358	1467	2891	396.2	133.4	262.8
16)	Seattle	4349	912	3437	434.9	91.2	343.7



**WEEK 12 / THROUGH SUNDAY, NOVEMBER 29, 2020****NFL / TOTAL OFFENSE**

Rank	Team	Total	Rushing	Passing	Total	Rushing	Passing
1)	Kansas City	4684	1224	3460	425.8	111.3	314.5
2)	Arizona	4441	1715	2726	403.7	155.9	247.8
3)	Seattle	4000	1213	2787	400.0	121.3	278.7
4)	L.A. Chargers	4376	1289	3087	397.8	117.2	280.6
5)	Green Bay	4322	1341	2981	392.9	121.9	271.0
6)	L.A. Rams	4281	1371	2910	389.2	124.6	264.5
7)	Minnesota	4258	1603	2655	387.1	145.7	241.4
<b>8)</b>	<b>Tennessee</b>	<b>4243</b>	<b>1740</b>	<b>2503</b>	<b>385.7</b>	<b>158.2</b>	<b>227.5</b>
9)	Dallas	4178	1230	2948	379.8	111.8	268.0
10)	Atlanta	4123	1138	2985	374.8	103.5	271.4
11)	Buffalo	4097	1148	2949	372.5	104.4	268.1
12)	Indianapolis	4070	1148	2922	370.0	104.4	265.6
13)	New Orleans	4026	1482	2544	366.0	134.7	231.3
14)	San Francisco	3995	1235	2760	363.2	112.3	250.9
15)	Tampa Bay	4353	1156	3197	362.8	96.3	266.4
16)	Houston	3973	923	3050	361.2	83.9	277.3
17)	Las Vegas	3937	1382	2555	357.9	125.6	232.3
<b>18)</b>	<b>Cleveland</b>	<b>3913</b>	<b>1775</b>	<b>2138</b>	<b>355.7</b>	<b>161.4</b>	<b>194.4</b>
19)	Carolina	4258	1277	2981	354.8	106.4	248.4
20)	Pittsburgh	3478	1022	2456	347.8	102.2	245.6
21t)	New England	3817	1646	2171	347.0	149.6	197.4
21t)	Detroit	3817	1063	2754	347.0	96.6	250.4
23)	Baltimore	3439	1605	1834	343.9	160.5	183.4
24)	Cincinnati	3646	1059	2587	331.5	96.3	235.2
25)	Jacksonville	3645	1113	2532	331.4	101.2	230.2
26)	Philadelphia	3301	1211	2090	330.1	121.1	209.0
27)	Washington	3578	1173	2405	325.3	106.6	218.6
28)	Denver	3577	1248	2329	325.2	113.5	211.7
29)	N.Y. Giants	3452	1247	2205	313.8	113.4	200.5
30)	Miami	3431	1048	2383	311.9	95.3	216.6
31)	Chicago	3360	904	2456	305.5	82.2	223.3
32)	N.Y. Jets	2946	1073	1873	267.8	97.5	170.3

**NFL / TOTAL DEFENSE**

Rank	Team	Total	Rushing	Passing	Total	Rushing	Passing
1)	New Orleans	3134	843	2291	284.9	76.6	208.3
2)	L.A. Rams	3267	1028	2239	297.0	93.5	203.5
3)	Pittsburgh	3069	1034	2035	306.9	103.4	203.5
4)	Washington	3405	1264	2141	309.5	114.9	194.6
5)	Indianapolis	3430	1121	2309	311.8	101.9	209.9
6)	San Francisco	3467	1196	2271	315.2	108.7	206.5
7)	Tampa Bay	3959	890	3069	329.9	74.2	255.8
8)	Baltimore	3330	1160	2170	333.0	116.0	217.0
9)	N.Y. Giants	3741	1049	2692	340.1	95.4	244.7
10)	Denver	3755	1444	2311	341.4	131.3	210.1
11)	Philadelphia	3427	1334	2093	342.7	133.4	209.3
12)	L.A. Chargers	3772	1325	2447	342.9	120.5	222.5
13t)	Chicago	3794	1333	2461	344.9	121.2	223.7
13t)	Green Bay	3794	1259	2535	344.9	114.5	230.5
15)	Arizona	3856	1357	2499	350.5	123.4	227.2
16)	New England	3877	1356	2521	352.5	123.3	229.2
<b>17)</b>	<b>Cleveland</b>	<b>3904</b>	<b>1190</b>	<b>2714</b>	<b>354.9</b>	<b>108.2</b>	<b>246.7</b>
18)	Kansas City	3968	1410	2558	360.7	128.2	232.5
19)	Carolina	4372	1381	2991	364.3	115.1	249.3
20)	Miami	4066	1429	2637	369.6	129.9	239.7
21)	Buffalo	4104	1426	2678	373.1	129.6	243.5
22)	Las Vegas	4162	1247	2915	378.4	113.4	265.0
23t)	Dallas	4202	1720	2482	382.0	156.4	225.6
23t)	Minnesota	4202	1328	2874	382.0	120.7	261.3
<b>25)</b>	<b>Tennessee</b>	<b>4225</b>	<b>1271</b>	<b>2954</b>	<b>384.1</b>	<b>115.5</b>	<b>268.5</b>
26)	Cincinnati	4295	1504	2791	390.5	136.7	253.7
27)	Atlanta	4309	1103	3206	391.7	100.3	291.5
28)	N.Y. Jets	4345	1221	3124	395.0	111.0	284.0
29)	Detroit	4358	1467	2891	396.2	133.4	262.8
30)	Houston	4505	1702	2803	409.5	154.7	254.8
31)	Jacksonville	4572	1498	3074	415.6	136.2	279.5
32)	Seattle	4349	912	3437	434.9	91.2	343.7

**WEEK 12 / THROUGH SUNDAY, NOVEMBER 29, 2020**

**AFC / TAKEAWAYS, GIVEAWAYS**

Rank	Team	TAKEAWAYS			GIVEAWAYS			Net Diff
		Int	Fum	Total	Int	Fum	Total	
1)	Pittsburgh	15	6	21	5	4	9	= +12
<b>2)</b>	<b>Tennessee</b>	<b>11</b>	<b>5</b>	<b>16</b>	<b>4</b>	<b>1</b>	<b>5</b>	<b>= +11</b>
3)	Kansas City	12	5	17	2	6	8	= +9
4)	Miami	11	8	19	8	5	13	= +6
<b>5t)</b>	<b>Cleveland</b>	<b>9</b>	<b>8</b>	<b>17</b>	<b>7</b>	<b>5</b>	<b>12</b>	<b>= +5</b>
5t)	Indianapolis	12	5	17	9	3	12	= +5
7)	Baltimore	5	10	15	7	5	12	= +3
8)	Buffalo	8	9	17	8	8	16	= +1
9)	N.Y. Jets	7	6	13	11	2	13	= 0
10t)	L.A. Chargers	6	6	12	7	6	13	= -1
10t)	New England	12	4	16	13	4	17	= -1
12)	Houston	3	5	8	5	5	10	= -2
13)	Las Vegas	9	3	12	4	11	15	= -3
14)	Jacksonville	8	3	11	11	5	16	= -5
15)	Cincinnati	9	2	11	7	10	17	= -6
16)	Denver	8	3	11	19	7	26	= -15
	<b>Totals</b>	<b>145</b>	<b>88</b>	<b>233</b>	<b>127</b>	<b>87</b>	<b>214</b>	<b>= +19</b>

**NFC / TAKEAWAYS, GIVEAWAYS**

Rank	Team	TAKEAWAYS			GIVEAWAYS			Net Diff
		Int	Fum	Total	Int	Fum	Total	
1)	New Orleans	13	5	18	4	7	11	= +7
2)	Atlanta	8	8	16	8	3	11	= +5
3t)	Carolina	5	12	17	10	3	13	= +4
3t)	Tampa Bay	14	6	20	11	5	16	= +4
5)	Green Bay	7	5	12	4	5	9	= +3
6)	N.Y. Giants	9	9	18	9	7	16	= +2
7t)	Arizona	10	4	14	9	4	13	= +1
7t)	Seattle	9	6	15	10	4	14	= +1
9)	L.A. Rams	11	7	18	10	9	19	= -1
10)	Detroit	7	4	11	9	4	13	= -2
11)	San Francisco	10	6	16	12	8	20	= -4
12)	Washington	10	3	13	9	9	18	= -5
13t)	Chicago	6	5	11	13	4	17	= -6
13t)	Minnesota	9	4	13	11	8	19	= -6
15)	Philadelphia	3	8	11	14	6	20	= -9
16)	Dallas	4	6	10	10	13	23	= -13
	<b>Totals</b>	<b>135</b>	<b>98</b>	<b>233</b>	<b>153</b>	<b>99</b>	<b>252</b>	<b>= -19</b>

**NFL / TAKEAWAYS, GIVEAWAYS**

Rank	Team	TAKEAWAYS			GIVEAWAYS			Net Diff
		Int	Fum	Total	Int	Fum	Total	
1)	Pittsburgh	15	6	21	5	4	9	= +12
<b>2)</b>	<b>Tennessee</b>	<b>11</b>	<b>5</b>	<b>16</b>	<b>4</b>	<b>1</b>	<b>5</b>	<b>= +11</b>
3)	Kansas City	12	5	17	2	6	8	= +9
4)	New Orleans	13	5	18	4	7	11	= +7
5)	Miami	11	8	19	8	5	13	= +6
<b>6t)</b>	<b>Cleveland</b>	<b>9</b>	<b>8</b>	<b>17</b>	<b>7</b>	<b>5</b>	<b>12</b>	<b>= +5</b>
6t)	Indianapolis	12	5	17	9	3	12	= +5
6t)	Atlanta	8	8	16	8	3	11	= +5
9t)	Carolina	5	12	17	10	3	13	= +4
9t)	Tampa Bay	14	6	20	11	5	16	= +4
11t)	Baltimore	5	10	15	7	5	12	= +3
11t)	Green Bay	7	5	12	4	5	9	= +3
13)	N.Y. Giants	9	9	18	9	7	16	= +2
14t)	Buffalo	8	9	17	8	8	16	= +1
14t)	Arizona	10	4	14	9	4	13	= +1
14t)	Seattle	9	6	15	10	4	14	= +1
17)	N.Y. Jets	7	6	13	11	2	13	= 0
18t)	L.A. Chargers	6	6	12	7	6	13	= -1
18t)	New England	12	4	16	13	4	17	= -1
18t)	L.A. Rams	11	7	18	10	9	19	= -1
21t)	Houston	3	5	8	5	5	10	= -2
21t)	Detroit	7	4	11	9	4	13	= -2
23)	Las Vegas	9	3	12	4	11	15	= -3
24)	San Francisco	10	6	16	12	8	20	= -4
25t)	Jacksonville	8	3	11	11	5	16	= -5
25t)	Washington	10	3	13	9	9	18	= -5
27t)	Cincinnati	9	2	11	7	10	17	= -6
27t)	Chicago	6	5	11	13	4	17	= -6
27t)	Minnesota	9	4	13	11	8	19	= -6
30)	Philadelphia	3	8	11	14	6	20	= -9
31)	Dallas	4	6	10	10	13	23	= -13
32)	Denver	8	3	11	19	7	26	= -15
	<b>Totals</b>	<b>280</b>	<b>186</b>	<b>466</b>	<b>280</b>	<b>186</b>	<b>466</b>	<b>= 0</b>

**WEEK 12 / THROUGH SUNDAY, NOVEMBER 29, 2020****AFC / TEAM/OFFENSE INSIDE THE 20**

Rank	Team	Poss	Pts	TD	TD%	FG	Score	Score%
<b>1)</b>	<b>Tennessee</b>	<b>44</b>	<b>238</b>	<b>32</b>	<b>72.7</b>	<b>6</b>	<b>38</b>	<b>86.4</b>
2)	Pittsburgh	36	193	25	69.4	7	32	88.9
<b>3)</b>	<b>Cleveland</b>	<b>35</b>	<b>188</b>	<b>24</b>	<b>68.6</b>	<b>7</b>	<b>31</b>	<b>88.6</b>
4t)	Buffalo	43	217	27	62.8	10	37	86.0
4t)	Kansas City	43	221	27	62.8	12	39	90.7
6)	Miami	42	214	26	61.9	10	36	85.7
7)	Jacksonville	34	163	21	61.8	8	29	85.3
8)	Indianapolis	42	210	25	59.5	12	37	88.1
9)	Houston	32	163	19	59.4	11	30	93.8
10)	Baltimore	34	165	20	58.8	8	28	82.4
11)	Las Vegas	41	215	24	58.5	16	40	97.6
12)	L.A. Chargers	38	183	22	57.9	11	33	86.8
13)	New England	35	167	20	57.1	10	30	85.7
14)	Cincinnati	35	165	19	54.3	11	30	85.7
15)	Denver	29	120	14	48.3	8	22	75.9
16)	N.Y. Jets	24	84	8	33.3	10	18	75.0

**AFC / OPPONENTS/DEFENSE INSIDE THE 20**

Rank	Team	Poss	Pts	TD	TD%	FG	Score	Score%
1)	Denver	40	188	21	52.5	15	36	90.0
2)	N.Y. Jets	43	188	23	53.5	9	32	74.4
3)	Pittsburgh	25	113	14	56.0	5	19	76.0
<b>4)</b>	<b>Cleveland</b>	<b>44</b>	<b>217</b>	<b>26</b>	<b>59.1</b>	<b>12</b>	<b>38</b>	<b>86.4</b>
5)	Miami	35	161	21	60.0	5	26	74.3
6)	Jacksonville	41	209	25	61.0	12	37	90.2
7)	L.A. Chargers	36	185	22	61.1	12	34	94.4
8t)	Buffalo	44	226	27	61.4	12	39	88.6
8t)	Houston	44	221	27	61.4	11	38	86.4
10)	New England	35	183	22	62.9	10	32	91.4
11)	Las Vegas	46	242	30	65.2	12	42	91.3
12)	Indianapolis	34	178	23	67.6	5	28	82.4
13)	Cincinnati	41	223	28	68.3	10	38	92.7
14)	Baltimore	26	144	18	69.2	6	24	92.3
<b>15)</b>	<b>Tennessee</b>	<b>43</b>	<b>238</b>	<b>31</b>	<b>72.1</b>	<b>9</b>	<b>40</b>	<b>93.0</b>
16)	Kansas City	31	173	23	74.2	5	28	90.3

**NFC / TEAM/OFFENSE INSIDE THE 20**

Rank	Team	Poss	Pts	TD	TD%	FG	Score	Score%
1t)	Minnesota	36	212	28	77.8	5	33	91.7
1t)	Seattle	36	206	28	77.8	4	32	88.9
3)	Green Bay	43	245	32	74.4	7	39	90.7
4)	Arizona	38	216	28	73.7	7	35	92.1
5)	Tampa Bay	45	257	32	71.1	12	44	97.8
6)	New Orleans	47	260	32	68.1	12	44	93.6
7)	San Francisco	37	192	25	67.6	7	32	86.5
8)	L.A. Rams	39	209	26	66.7	10	36	92.3
9)	Philadelphia	30	148	19	63.3	5	24	80.0
10)	Detroit	40	200	24	60.0	10	34	85.0
11)	Washington	36	169	21	58.3	8	29	80.6
12)	Carolina	40	190	22	55.0	13	35	87.5
13)	Atlanta	40	187	21	52.5	15	36	90.0
14)	Chicago	31	149	16	51.6	12	28	90.3
15)	Dallas	34	148	17	50.0	10	27	79.4
16)	N.Y. Giants	30	133	14	46.7	12	26	86.7

**NFC / OPPONENTS/DEFENSE INSIDE THE 20**

Rank	Team	Poss	Pts	TD	TD%	FG	Score	Score%
1)	Washington	31	139	15	48.4	12	27	87.1
2)	Chicago	39	178	19	48.7	16	35	89.7
3)	Minnesota	39	174	20	51.3	12	32	82.1
4)	Arizona	38	174	20	52.6	12	32	84.2
5)	N.Y. Giants	38	177	21	55.3	12	33	86.8
6)	Carolina	45	236	27	60.0	16	43	95.6
7)	San Francisco	27	146	17	63.0	9	26	96.3
8)	Tampa Bay	38	193	24	63.2	9	33	86.8
9)	L.A. Rams	30	153	19	63.3	7	26	86.7
10)	Philadelphia	32	160	21	65.6	5	26	81.3
11)	Detroit	44	223	29	65.9	7	36	81.8
12)	Green Bay	36	204	24	66.7	11	35	97.2
13)	Dallas	40	218	27	67.5	10	37	92.5
14)	Seattle	40	211	28	70.0	7	35	87.5
15)	Atlanta	35	191	25	71.4	6	31	88.6
16)	New Orleans	29	161	21	72.4	5	26	89.7

**WEEK 12 / THROUGH SUNDAY, NOVEMBER 29, 2020****NFL / TEAM/OFFENSE INSIDE THE 20**

Rank	Team	Poss	Pts	TD	TD%	FG	Score	Score%
1t)	Minnesota	36	212	28	77.8	5	33	91.7
1t)	Seattle	36	206	28	77.8	4	32	88.9
3)	Green Bay	43	245	32	74.4	7	39	90.7
4)	Arizona	38	216	28	73.7	7	35	92.1
<b>5)</b>	<b>Tennessee</b>	<b>44</b>	<b>238</b>	<b>32</b>	<b>72.7</b>	<b>6</b>	<b>38</b>	<b>86.4</b>
6)	Tampa Bay	45	257	32	71.1	12	44	97.8
7)	Pittsburgh	36	193	25	69.4	7	32	88.9
<b>8)</b>	<b>Cleveland</b>	<b>35</b>	<b>188</b>	<b>24</b>	<b>68.6</b>	<b>7</b>	<b>31</b>	<b>88.6</b>
9)	New Orleans	47	260	32	68.1	12	44	93.6
10)	San Francisco	37	192	25	67.6	7	32	86.5
11)	L.A. Rams	39	209	26	66.7	10	36	92.3
12)	Philadelphia	30	148	19	63.3	5	24	80.0
13t)	Buffalo	43	217	27	62.8	10	37	86.0
13t)	Kansas City	43	221	27	62.8	12	39	90.7
15)	Miami	42	214	26	61.9	10	36	85.7
16)	Jacksonville	34	163	21	61.8	8	29	85.3
17)	Detroit	40	200	24	60.0	10	34	85.0
18)	Indianapolis	42	210	25	59.5	12	37	88.1
19)	Houston	32	163	19	59.4	11	30	93.8
20)	Baltimore	34	165	20	58.8	8	28	82.4
21)	Las Vegas	41	215	24	58.5	16	40	97.6
22)	Washington	36	169	21	58.3	8	29	80.6
23)	L.A. Chargers	38	183	22	57.9	11	33	86.8
24)	New England	35	167	20	57.1	10	30	85.7
25)	Carolina	40	190	22	55.0	13	35	87.5
26)	Cincinnati	35	165	19	54.3	11	30	85.7
27)	Atlanta	40	187	21	52.5	15	36	90.0
28)	Chicago	31	149	16	51.6	12	28	90.3
29)	Dallas	34	148	17	50.0	10	27	79.4
30)	Denver	29	120	14	48.3	8	22	75.9
31)	N.Y. Giants	30	133	14	46.7	12	26	86.7
32)	N.Y. Jets	24	84	8	33.3	10	18	75.0

**NFL / OPPONENTS/DEFENSE INSIDE THE 20**

Rank	Team	Poss	Pts	TD	TD%	FG	Score	Score%
1)	Washington	31	139	15	48.4	12	27	87.1
2)	Chicago	39	178	19	48.7	16	35	89.7
3)	Minnesota	39	174	20	51.3	12	32	82.1
4)	Denver	40	188	21	52.5	15	36	90.0
5)	Arizona	38	174	20	52.6	12	32	84.2
6)	N.Y. Jets	43	188	23	53.5	9	32	74.4
7)	N.Y. Giants	38	177	21	55.3	12	33	86.8
8)	Pittsburgh	25	113	14	56.0	5	19	76.0
<b>9)</b>	<b>Cleveland</b>	<b>44</b>	<b>217</b>	<b>26</b>	<b>59.1</b>	<b>12</b>	<b>38</b>	<b>86.4</b>
10t)	Carolina	45	236	27	60.0	16	43	95.6
10t)	Miami	35	161	21	60.0	5	26	74.3
12)	Jacksonville	41	209	25	61.0	12	37	90.2
13)	L.A. Chargers	36	185	22	61.1	12	34	94.4
14t)	Buffalo	44	226	27	61.4	12	39	88.6
14t)	Houston	44	221	27	61.4	11	38	86.4
16)	New England	35	183	22	62.9	10	32	91.4
17)	San Francisco	27	146	17	63.0	9	26	96.3
18)	Tampa Bay	38	193	24	63.2	9	33	86.8
19)	L.A. Rams	30	153	19	63.3	7	26	86.7
20)	Las Vegas	46	242	30	65.2	12	42	91.3
21)	Philadelphia	32	160	21	65.6	5	26	81.3
22)	Detroit	44	223	29	65.9	7	36	81.8
23)	Green Bay	36	204	24	66.7	11	35	97.2
24)	Dallas	40	218	27	67.5	10	37	92.5
25)	Indianapolis	34	178	23	67.6	5	28	82.4
26)	Cincinnati	41	223	28	68.3	10	38	92.7
27)	Baltimore	26	144	18	69.2	6	24	92.3
28)	Seattle	40	211	28	70.0	7	35	87.5
29)	Atlanta	35	191	25	71.4	6	31	88.6
<b>30)</b>	<b>Tennessee</b>	<b>43</b>	<b>238</b>	<b>31</b>	<b>72.1</b>	<b>9</b>	<b>40</b>	<b>93.0</b>
31)	New Orleans	29	161	21	72.4	5	26	89.7
32)	Kansas City	31	173	23	74.2	5	28	90.3



**WEEK 12 / THROUGH SUNDAY, NOVEMBER 29, 2020**

**AFC / OFFENSE/TEAMS: FIRST DOWNS, THIRD DOWNS, FOURTH DOWNS**

Rank	Team	FIRST DOWNS				THIRD DOWNS			FOURTH DOWNS		
		Total	Rush	Pass	Pen	Made	Att	Pct	Made	Att	Pct
1)	Kansas City	275	73	179	23	67	133	50.4	7	12	58.3
2t)	Buffalo	261	87	148	26	64	129	49.6	3	3	100.0
2t)	L.A. Chargers	261	80	156	25	70	160	43.8	10	18	55.6
<b>4)</b>	<b>Tennessee</b>	<b>260</b>	<b>95</b>	<b>138</b>	<b>27</b>	<b>58</b>	<b>131</b>	<b>44.3</b>	<b>6</b>	<b>8</b>	<b>75.0</b>
5)	Indianapolis	250	79	147	24	53	141	37.6	14	22	63.6
6)	New England	248	105	120	23	55	126	43.7	8	12	66.7
7)	Cincinnati	238	62	157	19	54	149	36.2	15	19	78.9
8)	Las Vegas	237	84	131	22	67	136	49.3	9	12	75.0
9)	Pittsburgh	213	58	130	25	68	147	46.3	7	10	70.0
<b>10)</b>	<b>Cleveland</b>	<b>228</b>	<b>94</b>	<b>118</b>	<b>16</b>	<b>52</b>	<b>128</b>	<b>40.6</b>	<b>6</b>	<b>17</b>	<b>35.3</b>
11)	Miami	224	65	133	26	55	136	40.4	3	4	75.0
12)	Jacksonville	221	61	138	22	60	141	42.6	5	18	27.8
13)	Houston	218	54	149	15	54	130	41.5	6	10	60.0
14)	Baltimore	198	84	102	12	60	132	45.5	7	12	58.3
15)	Denver	200	59	113	28	52	144	36.1	2	11	18.2
16)	N.Y. Jets	177	62	91	24	44	140	31.4	5	16	31.3
	<b>Totals</b>	<b>3709</b>	<b>1202</b>	<b>2150</b>	<b>357</b>	<b>933</b>	<b>2203</b>	<b>42.4</b>	<b>113</b>	<b>204</b>	<b>55.4</b>

**AFC / DEFENSE/OPPONENTS: FIRST DOWNS, THIRD DOWNS, FOURTH DOWNS**

Rank	Team	FIRST DOWNS				THIRD DOWNS			FOURTH DOWNS		
		Total	Rush	Pass	Pen	Made	Att	Pct	Made	Att	Pct
1)	Pittsburgh	177	52	108	17	54	139	38.8	4	15	26.7
2)	L.A. Chargers	215	69	127	19	56	139	40.3	3	7	42.9
3)	Indianapolis	217	72	121	24	56	137	40.9	5	9	55.6
4)	Denver	219	75	126	18	62	157	39.5	4	9	44.4
5)	New England	227	84	126	17	51	120	42.5	1	4	25.0
6)	Baltimore	212	57	131	24	41	119	34.5	9	21	42.9
7)	Miami	237	88	130	19	44	134	32.8	8	20	40.0
8)	Kansas City	240	84	131	25	53	130	40.8	12	17	70.6
9)	Cincinnati	245	85	140	20	66	147	44.9	6	10	60.0
<b>10)</b>	<b>Cleveland</b>	<b>252</b>	<b>84</b>	<b>153</b>	<b>15</b>	<b>62</b>	<b>138</b>	<b>44.9</b>	<b>16</b>	<b>18</b>	<b>88.9</b>
11)	Buffalo	256	98	138	20	56	130	43.1	10	16	62.5
12)	Jacksonville	262	89	142	31	59	139	42.4	8	12	66.7
13)	Las Vegas	263	76	161	26	68	142	47.9	12	14	85.7
<b>14)</b>	<b>Tennessee</b>	<b>265</b>	<b>79</b>	<b>164</b>	<b>22</b>	<b>80</b>	<b>152</b>	<b>52.6</b>	<b>12</b>	<b>18</b>	<b>66.7</b>
15t)	Houston	267	98	152	17	71	147	48.3	8	15	53.3
15t)	N.Y. Jets	267	70	164	33	64	139	46.0	5	9	55.6
	<b>Totals</b>	<b>3821</b>	<b>1260</b>	<b>2214</b>	<b>347</b>	<b>943</b>	<b>2209</b>	<b>42.7</b>	<b>123</b>	<b>214</b>	<b>57.5</b>

**WEEK 12 / THROUGH SUNDAY, NOVEMBER 29, 2020**

**NFC / OFFENSE/TEAMS: FIRST DOWNS, THIRD DOWNS, FOURTH DOWNS**

Rank	Team	FIRST DOWNS				THIRD DOWNS			FOURTH DOWNS		
		Total	Rush	Pass	Pen	Made	Att	Pct	Made	Att	Pct
1)	Arizona	280	104	150	26	60	137	43.8	9	13	69.2
2)	Dallas	263	84	159	20	58	144	40.3	12	25	48.0
3)	Seattle	235	71	147	17	47	114	41.2	7	9	77.8
4)	Atlanta	255	64	165	26	64	155	41.3	12	20	60.0
5)	New Orleans	253	100	136	17	68	145	46.9	6	9	66.7
6t)	Green Bay	248	74	152	22	63	130	48.5	11	18	61.1
6t)	L.A. Rams	248	90	145	13	69	152	45.4	4	8	50.0
8)	Minnesota	244	93	132	19	51	117	43.6	6	12	50.0
9)	Tampa Bay	262	60	169	33	64	149	43.0	7	12	58.3
10)	Detroit	239	62	150	27	55	139	39.6	8	15	53.3
11)	San Francisco	238	67	146	25	53	132	40.2	4	11	36.4
12)	Carolina	257	78	151	28	59	145	40.7	10	17	58.8
13)	Philadelphia	214	71	116	27	48	128	37.5	7	19	36.8
14)	Washington	230	77	131	22	58	146	39.7	10	14	71.4
15t)	Chicago	214	49	146	19	46	145	31.7	10	19	52.6
15t)	N.Y. Giants	214	67	126	21	60	146	41.1	12	16	75.0
	<b>Totals</b>	<b>3894</b>	<b>1211</b>	<b>2321</b>	<b>362</b>	<b>923</b>	<b>2224</b>	<b>41.5</b>	<b>135</b>	<b>237</b>	<b>57.0</b>

**NFC / DEFENSE/OPPONENTS: FIRST DOWNS, THIRD DOWNS, FOURTH DOWNS**

Rank	Team	FIRST DOWNS				THIRD DOWNS			FOURTH DOWNS		
		Total	Rush	Pass	Pen	Made	Att	Pct	Made	Att	Pct
1)	Washington	200	69	113	18	55	145	37.9	6	16	37.5
2)	New Orleans	202	44	124	34	57	145	39.3	11	19	57.9
3)	L.A. Rams	205	66	124	15	50	141	35.5	6	15	40.0
4)	San Francisco	212	70	115	27	50	133	37.6	6	10	60.0
5)	Tampa Bay	232	55	158	19	63	151	41.7	7	14	50.0
6)	Green Bay	232	82	130	20	49	124	39.5	7	14	50.0
7)	Chicago	233	75	127	31	54	155	34.8	11	15	73.3
8)	N.Y. Giants	235	68	148	19	57	132	43.2	9	12	75.0
9)	Philadelphia	216	66	129	21	53	139	38.1	5	12	41.7
10)	Atlanta	243	60	159	24	48	129	37.2	7	18	38.9
11)	Dallas	248	97	125	26	71	143	49.7	6	13	46.2
12)	Minnesota	249	82	149	18	48	130	36.9	15	22	68.2
13)	Carolina	277	81	169	27	77	150	51.3	4	6	66.7
14)	Arizona	254	84	140	30	54	133	40.6	8	12	66.7
15)	Detroit	274	85	164	25	62	137	45.3	8	13	61.5
16)	Seattle	270	69	183	18	65	131	49.6	9	16	56.3
	<b>Totals</b>	<b>3782</b>	<b>1153</b>	<b>2257</b>	<b>372</b>	<b>913</b>	<b>2218</b>	<b>41.2</b>	<b>125</b>	<b>227</b>	<b>55.1</b>

**WEEK 12 / THROUGH SUNDAY, NOVEMBER 29, 2020**

**NFL / OFFENSE/TEAMS: FIRST DOWNS, THIRD DOWNS, FOURTH DOWNS**

Rank	Team	FIRST DOWNS				THIRD DOWNS			FOURTH DOWNS		
		Total	Rush	Pass	Pen	Made	Att	Pct	Made	Att	Pct
1)	Arizona	280	104	150	26	60	137	43.8	9	13	69.2
2)	Kansas City	275	73	179	23	67	133	50.4	7	12	58.3
3)	Dallas	263	84	159	20	58	144	40.3	12	25	48.0
4t)	Buffalo	261	87	148	26	64	129	49.6	3	3	100.0
4t)	L.A. Chargers	261	80	156	25	70	160	43.8	10	18	55.6
<b>6)</b>	<b>Tennessee</b>	<b>260</b>	<b>95</b>	<b>138</b>	<b>27</b>	<b>58</b>	<b>131</b>	<b>44.3</b>	<b>6</b>	<b>8</b>	<b>75.0</b>
7)	Seattle	235	71	147	17	47	114	41.2	7	9	77.8
8)	Atlanta	255	64	165	26	64	155	41.3	12	20	60.0
9)	New Orleans	253	100	136	17	68	145	46.9	6	9	66.7
10)	Indianapolis	250	79	147	24	53	141	37.6	14	22	63.6
11t)	New England	248	105	120	23	55	126	43.7	8	12	66.7
11t)	Green Bay	248	74	152	22	63	130	48.5	11	18	61.1
11t)	L.A. Rams	248	90	145	13	69	152	45.4	4	8	50.0
14)	Minnesota	244	93	132	19	51	117	43.6	6	12	50.0
15)	Tampa Bay	262	60	169	33	64	149	43.0	7	12	58.3
16)	Detroit	239	62	150	27	55	139	39.6	8	15	53.3
17t)	Cincinnati	238	62	157	19	54	149	36.2	15	19	78.9
17t)	San Francisco	238	67	146	25	53	132	40.2	4	11	36.4
19)	Las Vegas	237	84	131	22	67	136	49.3	9	12	75.0
20)	Carolina	257	78	151	28	59	145	40.7	10	17	58.8
21)	Philadelphia	214	71	116	27	48	128	37.5	7	19	36.8
22)	Pittsburgh	213	58	130	25	68	147	46.3	7	10	70.0
23)	Washington	230	77	131	22	58	146	39.7	10	14	71.4
<b>24)</b>	<b>Cleveland</b>	<b>228</b>	<b>94</b>	<b>118</b>	<b>16</b>	<b>52</b>	<b>128</b>	<b>40.6</b>	<b>6</b>	<b>17</b>	<b>35.3</b>
25)	Miami	224	65	133	26	55	136	40.4	3	4	75.0
26)	Jacksonville	221	61	138	22	60	141	42.6	5	18	27.8
27)	Houston	218	54	149	15	54	130	41.5	6	10	60.0
28)	Baltimore	198	84	102	12	60	132	45.5	7	12	58.3
29t)	Chicago	214	49	146	19	46	145	31.7	10	19	52.6
29t)	N.Y. Giants	214	67	126	21	60	146	41.1	12	16	75.0
31)	Denver	200	59	113	28	52	144	36.1	2	11	18.2
32)	N.Y. Jets	177	62	91	24	44	140	31.4	5	16	31.3
	<b>Totals</b>	<b>7603</b>	<b>2413</b>	<b>4471</b>	<b>719</b>	<b>1856</b>	<b>4427</b>	<b>41.9</b>	<b>248</b>	<b>441</b>	<b>56.2</b>

**NFL / DEFENSE/OPPONENTS: FIRST DOWNS, THIRD DOWNS, FOURTH DOWNS**

Rank	Team	FIRST DOWNS				THIRD DOWNS			FOURTH DOWNS		
		Total	Rush	Pass	Pen	Made	Att	Pct	Made	Att	Pct
1)	Pittsburgh	177	52	108	17	54	139	38.8	4	15	26.7
2)	Washington	200	69	113	18	55	145	37.9	6	16	37.5
3)	New Orleans	202	44	124	34	57	145	39.3	11	19	57.9
4)	L.A. Rams	205	66	124	15	50	141	35.5	6	15	40.0
5)	San Francisco	212	70	115	27	50	133	37.6	6	10	60.0
6)	Tampa Bay	232	55	158	19	63	151	41.7	7	14	50.0
7)	L.A. Chargers	215	69	127	19	56	139	40.3	3	7	42.9
8)	Indianapolis	217	72	121	24	56	137	40.9	5	9	55.6
9)	Denver	219	75	126	18	62	157	39.5	4	9	44.4
10)	New England	227	84	126	17	51	120	42.5	1	4	25.0
11)	Green Bay	232	82	130	20	49	124	39.5	7	14	50.0
12)	Chicago	233	75	127	31	54	155	34.8	11	15	73.3
13)	Baltimore	212	57	131	24	41	119	34.5	9	21	42.9
14)	N.Y. Giants	235	68	148	19	57	132	43.2	9	12	75.0
15)	Miami	237	88	130	19	44	134	32.8	8	20	40.0
16)	Philadelphia	216	66	129	21	53	139	38.1	5	12	41.7
17)	Kansas City	240	84	131	25	53	130	40.8	12	17	70.6
18)	Atlanta	243	60	159	24	48	129	37.2	7	18	38.9
19)	Cincinnati	245	85	140	20	66	147	44.9	6	10	60.0
20)	Dallas	248	97	125	26	71	143	49.7	6	13	46.2
21)	Minnesota	249	82	149	18	48	130	36.9	15	22	68.2
<b>22)</b>	<b>Cleveland</b>	<b>252</b>	<b>84</b>	<b>153</b>	<b>15</b>	<b>62</b>	<b>138</b>	<b>44.9</b>	<b>16</b>	<b>18</b>	<b>88.9</b>
23)	Carolina	277	81	169	27	77	150	51.3	4	6	66.7
24)	Arizona	254	84	140	30	54	133	40.6	8	12	66.7
25)	Buffalo	256	98	138	20	56	130	43.1	10	16	62.5
26)	Jacksonville	262	89	142	31	59	139	42.4	8	12	66.7
27)	Las Vegas	263	76	161	26	68	142	47.9	12	14	85.7
<b>28)</b>	<b>Tennessee</b>	<b>265</b>	<b>79</b>	<b>164</b>	<b>22</b>	<b>80</b>	<b>152</b>	<b>52.6</b>	<b>12</b>	<b>18</b>	<b>66.7</b>
29t)	Houston	267	98	152	17	71	147	48.3	8	15	53.3
29t)	N.Y. Jets	267	70	164	33	64	139	46.0	5	9	55.6
31)	Detroit	274	85	164	25	62	137	45.3	8	13	61.5
32)	Seattle	270	69	183	18	65	131	49.6	9	16	56.3
	<b>Totals</b>	<b>7603</b>	<b>2413</b>	<b>4471</b>	<b>719</b>	<b>1856</b>	<b>4427</b>	<b>41.9</b>	<b>248</b>	<b>441</b>	<b>56.2</b>

**WEEK 12 / THROUGH SUNDAY, NOVEMBER 29, 2020****AFC / FIRST-DOWN PLAYS BY TEAMS**

Rank	Team	Yds/Play	Plays	Yards
1)	Houston	6.55	289	1892
<b>2)</b>	<b>Tennessee</b>	<b>6.34</b>	<b>328</b>	<b>2078</b>
3)	Buffalo	6.29	332	2089
<b>4)</b>	<b>Cleveland</b>	<b>6.28</b>	<b>311</b>	<b>1954</b>
5)	Miami	5.90	308	1818
6)	Kansas City	5.89	332	1956
7)	Indianapolis	5.70	325	1852
8)	Jacksonville	5.69	305	1736
9)	New England	5.20	318	1655
10)	Las Vegas	4.98	315	1568
11)	Pittsburgh	4.97	287	1425
12)	Baltimore	4.96	275	1365
13)	N.Y. Jets	4.96	274	1359
14)	L.A. Chargers	4.86	348	1691
15)	Denver	4.70	304	1429
16)	Cincinnati	4.43	332	1470
	<b>TOTAL</b>	<b>5.49</b>	<b>4983</b>	<b>27337</b>

**AFC / FIRST-DOWN PLAYS BY OPPONENTS**

Rank	Team	Yds/Play	Plays	Yards
1)	Pittsburgh	4.70	269	1265
2)	Denver	4.79	320	1533
3)	Las Vegas	4.92	324	1594
4)	Indianapolis	5.12	297	1521
5)	Baltimore	5.21	286	1489
6)	Kansas City	5.22	316	1648
<b>7)</b>	<b>Cleveland</b>	<b>5.28</b>	<b>326</b>	<b>1721</b>
<b>8)</b>	<b>Tennessee</b>	<b>5.47</b>	<b>332</b>	<b>1816</b>
9)	L.A. Chargers	5.56	303	1686
10)	Cincinnati	5.83	330	1925
11)	Buffalo	6.04	329	1988
12)	New England	6.04	300	1813
13)	N.Y. Jets	6.04	343	2073
14)	Houston	6.13	342	2095
15)	Miami	6.62	324	2144
16)	Jacksonville	6.79	333	2261
	<b>TOTAL</b>	<b>5.63</b>	<b>5074</b>	<b>28572</b>

**NFC / FIRST-DOWN PLAYS BY TEAMS**

Rank	Team	Yds/Play	Plays	Yards
1)	Minnesota	6.99	319	2229
2)	Seattle	6.47	301	1946
3)	L.A. Rams	6.25	342	2139
4)	Arizona	6.21	355	2206
5)	New Orleans	6.01	328	1971
6)	Green Bay	5.92	315	1865
7)	Atlanta	5.76	340	1958
8)	Detroit	5.72	318	1820
9)	Carolina	5.69	333	1894
10)	Dallas	5.48	353	1936
11)	Tampa Bay	5.36	345	1849
12)	N.Y. Giants	5.25	303	1591
13)	San Francisco	5.23	319	1668
14)	Washington	5.14	319	1640
15)	Chicago	5.14	308	1582
16)	Philadelphia	4.94	296	1462
	<b>TOTAL</b>	<b>5.73</b>	<b>5194</b>	<b>29756</b>

**NFC / FIRST-DOWN PLAYS BY OPPONENTS**

Rank	Team	Yds/Play	Plays	Yards
1)	New Orleans	4.87	279	1358
2)	Tampa Bay	5.03	337	1695
3)	N.Y. Giants	5.08	310	1575
4)	L.A. Rams	5.12	307	1572
5)	Chicago	5.23	323	1688
6)	San Francisco	5.29	301	1591
7)	Carolina	5.39	353	1902
8)	Arizona	5.47	333	1822
9)	Washington	5.71	293	1674
10)	Minnesota	5.78	326	1883
11)	Philadelphia	5.79	303	1755
12)	Dallas	5.81	327	1899
13)	Atlanta	5.82	320	1862
14)	Seattle	5.93	344	2040
15)	Green Bay	6.24	304	1897
16)	Detroit	6.73	343	2308
	<b>TOTAL</b>	<b>5.59</b>	<b>5103</b>	<b>28521</b>



**WEEK 12 / THROUGH SUNDAY, NOVEMBER 29, 2020****NFL / FIRST-DOWN PLAYS BY TEAMS**

Rank	Team	Yds/Play	Plays	Yards
1)	Minnesota	6.99	319	2229
2)	Houston	6.55	289	1892
3)	Seattle	6.47	301	1946
<b>4)</b>	<b>Tennessee</b>	<b>6.34</b>	<b>328</b>	<b>2078</b>
5)	Buffalo	6.29	332	2089
<b>6)</b>	<b>Cleveland</b>	<b>6.28</b>	<b>311</b>	<b>1954</b>
7)	L.A. Rams	6.25	342	2139
8)	Arizona	6.21	355	2206
9)	New Orleans	6.01	328	1971
10)	Green Bay	5.92	315	1865
11)	Miami	5.90	308	1818
12)	Kansas City	5.89	332	1956
13)	Atlanta	5.76	340	1958
14)	Detroit	5.72	318	1820
15)	Indianapolis	5.70	325	1852
16)	Jacksonville	5.69	305	1736
17)	Carolina	5.69	333	1894
18)	Dallas	5.48	353	1936
19)	Tampa Bay	5.36	345	1849
20)	N.Y. Giants	5.25	303	1591
21)	San Francisco	5.23	319	1668
22)	New England	5.20	318	1655
23)	Washington	5.14	319	1640
24)	Chicago	5.14	308	1582
25)	Las Vegas	4.98	315	1568
26)	Pittsburgh	4.97	287	1425
27)	Baltimore	4.96	275	1365
28)	N.Y. Jets	4.96	274	1359
29)	Philadelphia	4.94	296	1462
30)	L.A. Chargers	4.86	348	1691
31)	Denver	4.70	304	1429
32)	Cincinnati	4.43	332	1470
	<b>TOTAL</b>	<b>5.61</b>	<b>10177</b>	<b>57093</b>

**NFL / FIRST-DOWN PLAYS BY OPPONENTS**

Rank	Team	Yds/Play	Plays	Yards
1)	Pittsburgh	4.70	269	1265
2)	Denver	4.79	320	1533
3)	New Orleans	4.87	279	1358
4)	Las Vegas	4.92	324	1594
5)	Tampa Bay	5.03	337	1695
6)	N.Y. Giants	5.08	310	1575
7)	L.A. Rams	5.12	307	1572
8)	Indianapolis	5.12	297	1521
9)	Baltimore	5.21	286	1489
10)	Kansas City	5.22	316	1648
11)	Chicago	5.23	323	1688
<b>12)</b>	<b>Cleveland</b>	<b>5.28</b>	<b>326</b>	<b>1721</b>
13)	San Francisco	5.29	301	1591
14)	Carolina	5.39	353	1902
<b>15)</b>	<b>Tennessee</b>	<b>5.47</b>	<b>332</b>	<b>1816</b>
16)	Arizona	5.47	333	1822
17)	L.A. Chargers	5.56	303	1686
18)	Washington	5.71	293	1674
19)	Minnesota	5.78	326	1883
20)	Philadelphia	5.79	303	1755
21)	Dallas	5.81	327	1899
22)	Atlanta	5.82	320	1862
23)	Cincinnati	5.83	330	1925
24)	Seattle	5.93	344	2040
25)	Buffalo	6.04	329	1988
26)	New England	6.04	300	1813
27)	N.Y. Jets	6.04	343	2073
28)	Houston	6.13	342	2095
29)	Green Bay	6.24	304	1897
30)	Miami	6.62	324	2144
31)	Detroit	6.73	343	2308
32)	Jacksonville	6.79	333	2261
	<b>TOTAL</b>	<b>5.61</b>	<b>10177</b>	<b>57093</b>

**WEEK 12 / THROUGH SUNDAY, NOVEMBER 29, 2020**

**AFC / KICKOFFS (Receiving Team)**

Rank	Team	TotKO	AdjKO	TB	TB%	EZ	EZ%	OB	I20	Avg.Start
1)	Baltimore	42	40	26	65.0	32	76.2	0	3	27.8
2)	Cincinnati	66	65	39	60.0	47	71.2	1	5	27.6
3)	Indianapolis	56	53	24	45.3	43	76.8	0	2	27.1
4)	Buffalo	61	52	29	55.8	43	70.5	0	5	26.7
<b>5)</b>	<b>Cleveland</b>	<b>62</b>	<b>60</b>	<b>35</b>	<b>58.3</b>	<b>42</b>	<b>67.7</b>	<b>0</b>	<b>5</b>	<b>26.0</b>
<b>6)</b>	<b>Tennessee</b>	<b>59</b>	<b>58</b>	<b>33</b>	<b>56.9</b>	<b>38</b>	<b>64.4</b>	<b>0</b>	<b>8</b>	<b>25.4</b>
7)	Pittsburgh	41	39	23	59.0	32	78.0	0	4	25.2
8)	Kansas City	54	50	36	72.0	44	81.5	0	5	25.1
9)	Las Vegas	68	65	47	72.3	52	76.5	1	6	24.9
10)	New England	59	58	34	58.6	50	84.7	0	7	24.8
11)	Houston	59	57	40	70.2	47	79.7	1	4	24.7
12)	Miami	44	42	34	81.0	37	84.1	0	2	24.6
13)	Jacksonville	70	67	49	73.1	56	80.0	0	6	24.3
14)	L.A. Chargers	63	63	36	57.1	47	74.6	1	12	23.9
15)	Denver	67	67	50	74.6	60	89.6	0	8	23.6
16)	N.Y. Jets	68	66	39	59.1	52	76.5	1	13	23.5
	<b>Totals</b>	<b>939</b>	<b>902</b>	<b>574</b>	<b>63.6</b>	<b>722</b>	<b>80.0</b>	<b>5</b>	<b>95</b>	<b>25.2</b>

**AFC / KICKOFFS (Kicking Team)**

Rank	Team	TotKO	AdjKO	TB	TB%	EZ	EZ%	OB	I20	Avg.Start
1)	Miami	63	60	42	70.0	51	81.0	1	9	23.6
2)	Buffalo	64	64	41	64.1	46	71.9	0	9	23.6
3)	New England	53	52	34	65.4	41	77.4	0	5	24.1
4)	Pittsburgh	61	61	37	60.7	49	80.3	1	9	24.1
5)	Baltimore	58	58	43	74.1	48	82.8	0	5	24.2
6)	Las Vegas	64	62	38	61.3	51	79.7	0	8	24.3
7)	Houston	59	57	33	57.9	40	67.8	0	5	24.3
<b>8)</b>	<b>Tennessee</b>	<b>65</b>	<b>63</b>	<b>39</b>	<b>61.9</b>	<b>48</b>	<b>73.8</b>	<b>0</b>	<b>7</b>	<b>24.5</b>
9)	Cincinnati	56	55	41	74.5	45	80.4	1	3	25.1
10)	Indianapolis	67	65	32	49.2	44	65.7	0	10	25.2
11)	N.Y. Jets	42	41	23	56.1	31	73.8	0	4	25.3
12)	Jacksonville	52	48	28	58.3	34	65.4	1	5	25.4
13)	Kansas City	69	69	50	72.5	57	82.6	2	4	26.3
14)	L.A. Chargers	61	57	38	66.7	50	82.0	0	3	26.4
15)	Denver	53	49	36	73.5	43	81.1	0	4	26.8
<b>16)</b>	<b>Cleveland</b>	<b>56</b>	<b>56</b>	<b>30</b>	<b>53.6</b>	<b>41</b>	<b>73.2</b>	<b>1</b>	<b>3</b>	<b>27.5</b>
	<b>Totals</b>	<b>943</b>	<b>917</b>	<b>585</b>	<b>63.8</b>	<b>719</b>	<b>78.4</b>	<b>7</b>	<b>93</b>	<b>25.0</b>

Note: Average team drive start DOES NOT include onside kicks or kickoffs at the end of a half unless either kickoff is returned for a touchdown. All other kickoffs (returned kickoffs, fair catches, touchback and kickoffs out of bounds) are included. Kickoffs resulting in the kicking team retaining possession are not included.

ADJ KO: Adjusted kickoffs are used to compute the Avg. Team Drive Start.

I20: The number of drives that start inside (not including) the 20 yd line.

**WEEK 12 / THROUGH SUNDAY, NOVEMBER 29, 2020****NFC / KICKOFFS (Receiving Team)**

Rank	Team	TotKO	AdjKO	TB	TB%	EZ	EZ%	OB	I20	Avg.Start
1)	Chicago	61	60	25	41.7	47	77.0	1	9	26.7
2)	New Orleans	54	53	28	52.8	41	75.9	1	4	25.8
3)	Carolina	67	63	42	66.7	55	82.1	1	7	25.7
4)	Green Bay	60	54	34	63.0	36	60.0	1	2	25.6
5)	Seattle	62	58	38	65.5	46	74.2	0	5	25.4
6)	L.A. Rams	47	46	31	67.4	36	76.6	1	2	25.3
7)	Tampa Bay	62	59	42	71.2	50	80.6	0	3	25.3
8)	Dallas	70	69	47	68.1	59	84.3	0	6	25.2
9)	N.Y. Giants	59	57	36	63.2	46	78.0	1	5	25.0
10)	Minnesota	69	68	44	64.7	51	73.9	0	3	24.9
11)	San Francisco	58	57	39	68.4	45	77.6	0	4	24.7
12)	Washington	58	58	34	58.6	40	69.0	0	8	24.5
13)	Detroit	65	64	46	71.9	60	92.3	0	3	24.5
14)	Philadelphia	57	55	39	70.9	43	75.4	1	5	24.2
15)	Arizona	55	55	36	65.5	45	81.8	0	5	24.1
16)	Atlanta	58	53	36	67.9	45	77.6	0	8	23.7
	<b>Totals</b>	<b>962</b>	<b>929</b>	<b>597</b>	<b>64.3</b>	<b>745</b>	<b>80.2</b>	<b>7</b>	<b>79</b>	<b>25.0</b>

**NFC / KICKOFFS (Kicking Team)**

Rank	Team	TotKO	AdjKO	TB	TB%	EZ	EZ%	OB	I20	Avg.Start
1)	Arizona	62	59	34	57.6	48	77.4	1	13	23.3
2)	New Orleans	67	62	45	72.6	56	83.6	1	10	23.4
3)	Seattle	60	55	35	63.6	47	78.3	0	9	23.6
4)	Carolina	64	61	56	91.8	60	93.8	0	1	24.7
5)	Detroit	53	53	16	30.2	31	58.5	1	10	24.7
6)	Atlanta	69	65	32	49.2	53	76.8	1	6	24.7
7)	Chicago	53	49	28	57.1	37	69.8	0	5	25.0
8)	Green Bay	68	66	40	60.6	55	80.9	0	4	25.3
9)	Philadelphia	49	47	30	63.8	37	75.5	0	2	25.4
10)	Dallas	60	57	39	68.4	45	75.0	0	0	25.8
11)	Washington	53	51	45	88.2	47	88.7	0	2	25.8
12)	L.A. Rams	56	56	35	62.5	46	82.1	0	5	26.0
13)	San Francisco	57	53	29	54.7	42	73.7	0	4	26.1
14)	N.Y. Giants	55	53	24	45.3	33	60.0	0	5	26.7
15)	Minnesota	58	54	36	66.7	41	70.7	0	4	26.8
16)	Tampa Bay	74	73	62	84.9	70	94.6	1	1	26.8
	<b>Totals</b>	<b>958</b>	<b>914</b>	<b>586</b>	<b>64.1</b>	<b>748</b>	<b>81.8</b>	<b>5</b>	<b>81</b>	<b>25.3</b>

Note: Average team drive start DOES NOT include onside kicks or kickoffs at the end of a half unless either kickoff is returned for a touchdown. All other kickoffs (returned kickoffs, fair catches, touchback and kickoffs out of bounds) are included. Kickoffs resulting in the kicking team retaining possession are not included.

ADJ KO: Adjusted kickoffs are used to compute the Avg. Team Drive Start.

I20: The number of drives that start inside (not including) the 20 yd line.

**WEEK 12 / THROUGH SUNDAY, NOVEMBER 29, 2020**

**NFL / KICKOFFS (Receiving Team)**

Rank	Team	TotKO	AdjKO	TB	TB%	EZ	EZ%	OB	I20	Avg.Start
1)	Baltimore	42	40	26	65.0	32	76.2	0	3	27.8
2)	Cincinnati	66	65	39	60.0	47	71.2	1	5	27.6
3)	Indianapolis	56	53	24	45.3	43	76.8	0	2	27.1
4)	Chicago	61	60	25	41.7	47	77.0	1	9	26.7
5)	Buffalo	61	52	29	55.8	43	70.5	0	5	26.7
<b>6)</b>	<b>Cleveland</b>	<b>62</b>	<b>60</b>	<b>35</b>	<b>58.3</b>	<b>42</b>	<b>67.7</b>	<b>0</b>	<b>5</b>	<b>26.0</b>
7)	New Orleans	54	53	28	52.8	41	75.9	1	4	25.8
8)	Carolina	67	63	42	66.7	55	82.1	1	7	25.7
9)	Green Bay	60	54	34	63.0	36	60.0	1	2	25.6
<b>10)</b>	<b>Tennessee</b>	<b>59</b>	<b>58</b>	<b>33</b>	<b>56.9</b>	<b>38</b>	<b>64.4</b>	<b>0</b>	<b>8</b>	<b>25.4</b>
11)	Seattle	62	58	38	65.5	46	74.2	0	5	25.4
12)	L.A. Rams	47	46	31	67.4	36	76.6	1	2	25.3
13)	Tampa Bay	62	59	42	71.2	50	80.6	0	3	25.3
14)	Dallas	70	69	47	68.1	59	84.3	0	6	25.2
15)	Pittsburgh	41	39	23	59.0	32	78.0	0	4	25.2
16)	Kansas City	54	50	36	72.0	44	81.5	0	5	25.1
17)	N.Y. Giants	59	57	36	63.2	46	78.0	1	5	25.0
18)	Las Vegas	68	65	47	72.3	52	76.5	1	6	24.9
19)	Minnesota	69	68	44	64.7	51	73.9	0	3	24.9
20)	New England	59	58	34	58.6	50	84.7	0	7	24.8
21)	Houston	59	57	40	70.2	47	79.7	1	4	24.7
21t)	San Francisco	58	57	39	68.4	45	77.6	0	4	24.7
23)	Miami	44	42	34	81.0	37	84.1	0	2	24.6
24)	Washington	58	58	34	58.6	40	69.0	0	8	24.5
25)	Detroit	65	64	46	71.9	60	92.3	0	3	24.5
26)	Jacksonville	70	67	49	73.1	56	80.0	0	6	24.3
27)	Philadelphia	57	55	39	70.9	43	75.4	1	5	24.2
28)	Arizona	55	55	36	65.5	45	81.8	0	5	24.1
29)	L.A. Chargers	63	63	36	57.1	47	74.6	1	12	23.9
30)	Atlanta	58	53	36	67.9	45	77.6	0	8	23.7
31)	Denver	67	67	50	74.6	60	89.6	0	8	23.6
32)	N.Y. Jets	68	66	39	59.1	52	76.5	1	13	23.5
	<b>Totals</b>	<b>1901</b>	<b>1831</b>	<b>1171</b>	<b>64.0</b>	<b>1467</b>	<b>80.1</b>	<b>12</b>	<b>174</b>	<b>25.1</b>

Note: Average opponent drive start DOES NOT include outside kicks or kickoffs at the end of a half unless either kickoff is returned for a touchdown. All other kickoffs (returned kickoffs, fair catches, touchback and kickoffs out of bounds) are included. Kickoffs resulting in the kicking team retaining possession are not included.

ADJ KO: Adjusted kickoffs are used to compute the Avg. Team Drive Start.

I20: The number of drives that start inside (not including) the 20 yd line.



**WEEK 12 / THROUGH SUNDAY, NOVEMBER 29, 2020**

**NFL / KICKOFFS (Kicking Team)**

Rank	Team	TotKO	AdjKO	TB	TB%	EZ	EZ%	OB	I20	Avg.Start
1)	Arizona	62	59	34	57.6	48	77.4	1	13	23.3
2)	New Orleans	67	62	45	72.6	56	83.6	1	10	23.4
3)	Miami	63	60	42	70.0	51	81.0	1	9	23.6
4)	Seattle	60	55	35	63.6	47	78.3	0	9	23.6
5)	Buffalo	64	64	41	64.1	46	71.9	0	9	23.6
6)	New England	53	52	34	65.4	41	77.4	0	5	24.1
7)	Pittsburgh	61	61	37	60.7	49	80.3	1	9	24.1
8)	Baltimore	58	58	43	74.1	48	82.8	0	5	24.2
9)	Las Vegas	64	62	38	61.3	51	79.7	0	8	24.3
10)	Houston	59	57	33	57.9	40	67.8	0	5	24.3
<b>11)</b>	<b>Tennessee</b>	<b>65</b>	<b>63</b>	<b>39</b>	<b>61.9</b>	<b>48</b>	<b>73.8</b>	<b>0</b>	<b>7</b>	<b>24.5</b>
12)	Carolina	64	61	56	91.8	60	93.8	0	1	24.7
13)	Detroit	53	53	16	30.2	31	58.5	1	10	24.7
14)	Atlanta	69	65	32	49.2	53	76.8	1	6	24.7
15)	Chicago	53	49	28	57.1	37	69.8	0	5	25.0
16)	Cincinnati	56	55	41	74.5	45	80.4	1	3	25.1
17)	Indianapolis	67	65	32	49.2	44	65.7	0	10	25.2
18)	Green Bay	68	66	40	60.6	55	80.9	0	4	25.3
19)	N.Y. Jets	42	41	23	56.1	31	73.8	0	4	25.3
20)	Jacksonville	52	48	28	58.3	34	65.4	1	5	25.4
21)	Philadelphia	49	47	30	63.8	37	75.5	0	2	25.4
22)	Dallas	60	57	39	68.4	45	75.0	0	0	25.8
23)	Washington	53	51	45	88.2	47	88.7	0	2	25.8
24)	L.A. Rams	56	56	35	62.5	46	82.1	0	5	26.0
25)	San Francisco	57	53	29	54.7	42	73.7	0	4	26.1
26)	Kansas City	69	69	50	72.5	57	82.6	2	4	26.3
27)	L.A. Chargers	61	57	38	66.7	50	82.0	0	3	26.4
28)	N.Y. Giants	55	53	24	45.3	33	60.0	0	5	26.7
29)	Minnesota	58	54	36	66.7	41	70.7	0	4	26.8
30)	Tampa Bay	74	73	62	84.9	70	94.6	1	1	26.8
31)	Denver	53	49	36	73.5	43	81.1	0	4	26.8
<b>32)</b>	<b>Cleveland</b>	<b>56</b>	<b>56</b>	<b>30</b>	<b>53.6</b>	<b>41</b>	<b>73.2</b>	<b>1</b>	<b>3</b>	<b>27.5</b>
<b>Totals</b>		<b>1901</b>	<b>1831</b>	<b>1171</b>	<b>64.0</b>	<b>1467</b>	<b>80.1</b>	<b>12</b>	<b>174</b>	<b>25.1</b>

Note: Average team drive start DOES NOT include inside kicks or kickoffs at the end of a half unless either kickoff is returned for a touchdown. All other kickoffs (returned kickoffs, fair catches, touchback and kickoffs out of bounds) are included. Kickoffs resulting in the kicking team retaining possession are not included.

ADJ KO: Adjusted kickoffs are used to compute the Avg. Team Drive Start.

I20: The number of drives that start inside (not including) the 20 yd line.

WEEK 12 / THROUGH SUNDAY, NOVEMBER 29, 2020

TEAM RANKINGS

American Football Conference

Offense Defense

	Total	Rush	Pass	Total	Rush	Pass
Balt.	11	2	15	3	7	4
Buff.	4	9T	4	10	11	9
Cin.	12	14	7	13	15	11
<b>Cleve.</b>	<b>8</b>	<b>*1</b>	<b>14</b>	<b>7</b>	<b>3</b>	<b>10</b>
Denver	14	7	12	4	13	3
Hou.	6	16	3	15	16	12
Ind.	5	9T	5	2	1	2
Jax	13	12	9	16	14	15
K.C.	*1	8	*1	8	10	7
L.V.	7	5	8	11	5	13
L.A.-C	2	6	2	5	8	5
Miami	15	15	11	9	12	8
N.E.	10	4	13	6	9	6
Jets	16	13	16	14	4	16
Pitt.	9	11	6	1	2	1
<b>Tenn.</b>	<b>3</b>	<b>3</b>	<b>10</b>	<b>12</b>	<b>6</b>	<b>14</b>

National Football Conference

Offense Defense

	Total	Rush	Pass	Total	Rush	Pass
Ariz.	1	1	10	10	13	8
Atl.	7	13	2	14	6	15
Car.	11	12	9	11	10	11
Chi.	16	16	13	8T	12	6
Dallas	6	10	4	12T	16	7
Det.	12	14	8	15	14	14
G.B.	3	5	3	8T	8	9
Rams	4	4	6	2	4	2
Minn.	5	2	11	12T	11	13
N.O.	8	3	12	*1	2	4
Giants	15	8	16	6	5	10
Phil.	13	7	15	7	15	5
S.F.	9	9	7	4	7	3
Sea.	2	6	1	16	3	16
T.B.	10	15	5	5	*1	12
Wash.	14	11	14	3	9	*1

National Football League

Offense Defense

	Total	Rush	Pass	Total	Rush	Pass
Ariz.	2	4	15	15	22	13
Atl.	10	23	5	27	6	31
Balt.	23	2	31	8	17	9
Buff.	11	21T	7	21	24	18
Car.	19	20	14	19	15	21
Chi.	31	32	23	13T	20	11
Cin.	24	29	18	26	30	22
<b>Cleve.</b>	<b>18</b>	<b>*1</b>	<b>30</b>	<b>17</b>	<b>9</b>	<b>20</b>
Dallas	9	17	8	23T	32	12
Denver	28	14	26	10	26	8
Det.	21T	27	13	29	27	26
G.B.	5	10	6	13T	13	15
Hou.	16	31	4	30	31	23
Ind.	12	21T	10	5	7	7
Jax	25	25	21	31	29	29
K.C.	*1	18	*1	18	23	16
L.V.	17	8	19	22	12	27
L.A.-C	4	13	2	12	18	10
Rams	6	9	11	2	4	3
Miami	30	30	25	20	25	17
Minn.	7	6	17	23T	19	25
N.E.	21T	5	29	16	21	14
N.O.	13	7	20	*1	2	5
Giants	29	15	28	9	5	19
Jets	32	26	32	28	11	30
Phil.	26	12	27	11	28	6
Pitt.	20	24	16	3	8	2
S.F.	14	16	12	6	10	4
Sea.	3	11	3	32	3	32
T.B.	15	28	9	7	*1	24
<b>Tenn.</b>	<b>8</b>	<b>3</b>	<b>22</b>	<b>25</b>	<b>16</b>	<b>28</b>
Wash.	27	19	24	4	14	*1

T = Tied for position

\* = League Leader

**WEEK 12 / THROUGH SUNDAY, NOVEMBER 29, 2020**

**Team/Offense Rank (Within League)**

BAL	BUF	CIN	CLE	DEN	HOU	IND	JAX	KC	LV	LAC	MIA	NE	NYJ	PIT	TEN		ARI	ATL	CAR	CHI	DAL	DET	GB	LAR	MIN	NO	NYG	PHI	SF	SEA	TB	WAS
23	11	24	18	28	16	12	25	1	17	4	30	21t	32	20	8	<b>TYds/G</b>	2	10	19	31	9	21t	5	6	7	13	29	26	14	3	15	27
20	8	30	9	26	3	14	23	1	12	18	25	17	32	24	6	<b>TYds/P</b>	7	21	10	31	22	19	5	11	2	16	29	28	15	4	13	27
2	21t	29	1	14	31	21t	25	18	8	13	30	5	26	24	3	<b>RYds/G</b>	4	23	20	32	17	27	10	9	6	7	15	12	16	11	28	19
6	20	25	2	14	28	31	9	11	13	29	32	8	21	27	7	<b>RshAvg</b>	1	30	16	26	17	24	10	18	4	15	12	3	22	5	19	23
31	7	18	30	26	4	10	21	1	19	2	25	29	32	16	22	<b>PsYd/G</b>	15	5	14	23	8	13	6	11	17	20	28	27	12	3	9	24
23	8	29	16	25	2	6	26	3	11	13	21	19	32	22	5	<b>PasAvg</b>	14	17	10	30	24	20	4	9	1	12	28	31	15	7	18	27
23	11	8	16	32	7	14	24	1	3t	9	15	31	27t	6	5	<b>%HdInt</b>	19	10	21	26	12	13	2	22	29	3t	20	30	27t	25	18	17
29	14	28	13	16	24	2	23	5	10t	12	21	19	27	1	8	<b>Sac/PP</b>	7	17	9	15	20	25	3	6	18	10t	26	32	22	31	4	30
28	4t	17t	24	31	27	10	26	2	19	4t	25	11t	32	22	6	<b>1D/Gm</b>	1	8	20	29t	3	16	11t	11t	14	9	29t	21	17t	7	15	23
7	2	29	21	30	16	27	15	1	3	11	22	12	32	6	9	<b>3D Eff</b>	10	17	20	31	23	26	4	8	13	5	19	28	24	18	14	25
18t	1	2	29	32	15t	13	31	18t	4t	21	4t	11t	30	9	4t	<b>4D Eff</b>	10	15t	17	23	26	22	14	24t	24t	11t	4t	27	28	3	18t	8
16	5	10	25	15	19	18	2	29	11	27	1	3	21	4	14	<b>PR Avg</b>	31	17	22	20	9	12	26	28	32	7	8	24	13	6	23	30
1	4	7	14	19	21	3	23	2	29	25	30	9	31	10	27	<b>KR Avg</b>	24	26	6	5	11	13	32	20	17	8	15	28	18	12	16	22
19	2	8	22	9	15	16	10	11	25	28	24	6	20	21	17	<b>GPntAv</b>	26	32	13	14	27	1	29	12	30	31	23	4	7	3	18	5
6	13	10	26	14	12	19t	5	21	15	31	7	2	29	25	24	<b>NPntAv</b>	27	28	11	23	17	1	30	22	32	19t	18	9	8	4	16	3
12	10	26	18	31	17	9	28	3	13t	16	15	27	32	4	6	<b>Pts/Gm</b>	8	11	21	29	23	22	2	19	13t	5	30	24	20	1	7	25
7	23	20	21t	6	18	16	27	14	9	25	5	12	19	8	32	<b>FG%</b>	26	3	24	13	17	30	1t	28	21t	11	4	31	15	1t	10	29

**Opponent/Defense Rank (Within League)**

BAL	BUF	CIN	CLE	DEN	HOU	IND	JAX	KC	LV	LAC	MIA	NE	NYJ	PIT	TEN		ARI	ATL	CAR	CHI	DAL	DET	GB	LAR	MIN	NO	NYG	PHI	SF	SEA	TB	WAS
8	21	26	17	10	30	5	31	18	22	12	20	16	28	3	25	<b>TYds/G</b>	15	27	19	13t	23t	29	13t	2	23t	1	9	11	6	32	7	4
9	19	26	13	6	29	7	32	17	23	15	20	28	25	3	16	<b>TYds/P</b>	12	31	18	11	24	27	21	1	22	2	14	5	10	30	8	4
17	24	30	9	26	31	7	29	23	12	18	25	21	11	8	16	<b>RYds/G</b>	22	6	15	20	32	27	13	4	19	2	5	28	10	3	1	14
24	27	28	10	20	32	4	21	26	18	30	29	15	5	17	16	<b>RshAvg</b>	22	14	23	9	31	19	25	6	13	2	7	11	8	3	1	12
9	18	22	20	8	23	7	29	16	27	10	17	14	30	2	28	<b>PsYd/G</b>	13	31	21	11	12	26	15	3	25	5	19	6	4	32	24	1
3	19	26	11	5	25	13	32	16	23	10	17	31	29	2	21	<b>PasAvg</b>	8	30	15	9	22	27	20	1	24	7	18	6	12	28	14	4
28	20	13	16	18	32	4	19	5	17	26	9	2	25	1	12	<b>%HdInt</b>	11	22	30	27	29	24	23	10	15	3	14	31	8	21	6	7
8	7	29	14	6	13	12	31	23	32	22	16	25	26	1	30	<b>Sac/PP</b>	10	21	28	20	17	27	15	5	24	4	11	3	18	19	9	2
13	25	19	22	9	29t	8	26	17	27	7	15	10	29t	1	28	<b>1D/Gm</b>	24	18	23	12	20	31	11	4	21	3	14	16	5	32	6	2
2	21	23	24	12	28	17	19	16	27	14	1	20	26	10	32	<b>3D Eff</b>	15	6	31	3	30	25	13	4	5	11	22	9	7	29	18	8
8t	22	19t	32	10	14	15t	23t	28	31	8t	5t	1	15t	2	23t	<b>4D Eff</b>	23t	4	23t	29	11	21	12t	5t	27	18	30	7	19t	17	12t	3
3	20	14	21t	21t	11	15	12	23	19	29	2	5	28	25	27	<b>PR Avg</b>	24	7	10	30	6	9	31	32	26	1	18	13	4	16	17	8
7	3	10	27	31	11	15	4	25	24	30	1	16	26	9	14	<b>KR Avg</b>	5	19	22	18	6	12	17	28	21	2	20	13	23	8	32	29
24	17	21	11	8	12	4	2	25	20	31	10	19	3	14	30	<b>GPntAv</b>	18	23	5	16	22	1	9	28	7	26	32	13	29	27	6	15
16	5	17	14	11	15	4	1	32	12	29	2	19	8	9	21t	<b>NPntAv</b>	23	28	10	13	6	3	20	31	21t	7	26	27	25	24	18	30
3	18	22	21	24	23	9t	30	6	28	25	2	12	29	1	20	<b>Pts/Gm</b>	14	17	15	8	32	31	19	4	26	5	9t	16	11	27	13	7
2	32	8t	11t	22	3t	6t	16	3t	27t	19t	1	26	8t	5	31	<b>FG%</b>	27t	13t	30	6t	25	17	11t	21	24	13t	10	13t	29	18	23	19t



TENNESSEE  
**TITANS**

**FEATURE CLIPS**



# AMY ADAMS STRUNK

## AMY ADAMS STRUNK BROUGHT HER FATHER'S TEAM BACK TO LIFE

**BY BRUCE SCHOENFELD**  
**ESPN W**  
**NOVEMBER 5, 2018**

SHE'S STUCK IN traffic, a side effect of the explosive growth that makes Nashville, Tennessee, an enticing place to own an NFL team. By the time Amy Adams Strunk arrives at Nissan Stadium, it's only an hour before kickoff, so she heads straight to the field.

Right away, it starts. "Miss Amy!"

A ruddy-complexioned man in his 30s, wearing a deep blue Tennessee Titans jersey and a lanyard around his neck, is waving like a traffic cop. One of several dozen season-ticket holders randomly chosen to spend the pregame on the Titans' sideline, he has spotted his team's owner and can't help shouting. It's like he already knew her, he'll say.

That's later, after the selfie with her arm around him and the embrace she gives his wife, two devoted Titans fans she'd never met. From there, she's on to another couple, and a 6-year-old boy she bends down to talk with eye to eye. "We love you," the wife says.

There's a man in the front row of the stands holding a sign claiming he has come all the way from France. She strides over to find out more. "Bonjour," she says. He looks at her with a quizzical expression, like, "Why is this woman talking to me?"

"That's the owner," someone tells him.

His eyes get wide. "Of the team?"

She's at the Titans' bench, visiting with Mike Vrabel, her head coach, when someone on the field shouts her name. It's kicker Ryan Succop, standing at the 50. When Succop pulls her close for a bear hug, she disappears for a moment.

From there, Adams Strunk walks toward the sideline to greet the Glazer brothers, Joel and Bryan. They own the Tampa Bay Buccaneers, Tennessee's opponent on this August evening. And it seems that, like most NFL owners, they don't know quite what to make of her.

Really, who can blame them? Owners typically make a fortune, then buy a team. Or else they put in years working in football as the family business, which it has been across generations for Rooneys and Bidwills, Maras and McCaskeys, Browns and DeBartolos, and lately Irsays and Krafts and, indeed, Glazers.

Adams Strunk, instead, spent her early professional years as the owner of a few car dealerships and some oil interests that her father, former owner Bud Adams, had given her. She has a passion for horses and she's quite a tennis player. She has raised two girls and a boy, who seem like admirable people. But she hadn't worked a day in the sport when she gained control of the Titans in 2015.

"They look at me," says Adams Strunk, now 63, "and they're probably thinking, 'What does she know? She doesn't know anything. She doesn't have a business degree. She hasn't been in football. How is she going to make a go of this? We want our partners to have a certain background, and she definitely doesn't have it.'" She pauses. "I mean, I get that."

Unlike the Glazers, who apprenticed under their father, Malcolm, and inherited the Bucs when he died, Adams Strunk wrested control of this \$2 billion franchise from her sister and brother-in-law because she was determined that it be run well. She did it because she felt obliged to protect the memory of Bud Adams -- even though he hadn't wanted her anywhere near his football team. Since then, the Titans have improved dramatically. From 2-14, they came within a game of the AFC Championship Game last

season. Their ties to Nashville today run deeper than they ever have.

In just three years, Amy Adams Strunk rescued her father's legacy. And she did it by taking almost everything she watched him do as an owner and turning it upside down.

BUD ADAMS ISN'T in the Pro Football Hall of Fame, but he ought to be. When Lamar Hunt couldn't entice anyone to sell him an NFL team and instead started a competing league, Adams was his first call. "I'm in," said Adams, who was in the process of getting rich in oil. That was the AFL, which opened for business in 1960.

Before his Houston Oilers played a game, Adams wooed Billy Cannon, the reigning Heisman Trophy winner and best-known football player in America. After dinner at the family home, Adams sent his wife and three children to bed and got down to bidness. Pouring a drink, he asked Cannon what could convince him to spurn the NFL. "That sure is a nice car out there in the driveway," the halfback drawled. He meant the white Cadillac convertible Bud had given wife Nancy for her birthday just a few days before.

Sure enough, when Nancy came down in the morning to drive the kids to school, the car had vanished. "Billy wanted it," Adams shrugged, displaying in three words both his determination to succeed and his valuation of a woman's worth in the world.

Cannon was named MVP in each of the first two AFL title games. The Oilers, not incidentally, won both.

Those were the only championships they ever won. But the franchise grew exponentially, from a shoestring startup to a valuation of hundreds of millions of dollars. "Amy's daddy was a role model and a wannabe of mine, not just a great owner but a great businessman," says Jerry Jones of the Dallas Cowboys, who used to linger in the hallways outside AFL meetings, hoping to get a word with Adams.

# AMY ADAMS STRUNK

Adams ran his franchise like a quarterback runs a huddle. He demanded to make every decision, not just whom to draft but whether to repair the fax machine. That level of control applied even to his son and heir apparent, Kenneth III. As for his two daughters, he wouldn't let them work for the team. "He thought that women were unable to reach a serious understanding of the game," says Steve Underwood, who worked under Adams as a lawyer and team executive for more than three decades. There was a reason, Adams believed, that every general manager in the NFL was a man. "Women could never be capable of understanding things like sizing up men to be head coaches," is how Underwood characterizes Adams' thinking. "How could a woman possibly be capable of that?"

That was fine with Amy. "I never saw myself in football," she says, sitting in her office under an oil painting of former Oilers quarterback Dan Pastorini. "It wasn't the life I wanted. My dad could be very charming, and there were times he was a great father. But he was very hard. He wouldn't have brought me along, 'Someday I want you to run the team.' Nooooo. It would have been about control."

As the years passed, Adams found ways to thwart his son's progress. Ken yearned for his approval, but Adams mistrusted most those he knew best. Amy and her sister, Susie, would get on the phone and commiserate. "We'd say, 'Poor Ken.' We were just glad it wasn't us."

Still, Amy wasn't prepared for the call one June morning in 1987. Ken's wife had come through their garage door with the couple's 3-year-old and 7-month-old children and the dog. She found her husband, then 29, in a puddle of blood, a gun beside him. "He was crushed by the pressure," Amy says.

Ken's suicide hit her hard. She plunged into depression, talking about her brother every day for years, obsessing over whether she

should have seen the signs. In 1990, she and her husband divorced.

Bud reacted differently. "He shut down," Amy says. "And after Ken died, his obsession with control ramped up."

Amy stepped away. Years passed. She met and married a cattle breeder named Tim Strunk, and gave her daughter and son a half-sister. Life seemed idyllic with Tim and the little ones until the morning in 1997 when he left to take a load of cattle to auction. He was struck by an 18-wheeler three miles from home and died at the scene.

This time, family sustained her. Her sister closed ranks. Her parents did what they could. And she found solace in football, losing herself in the passion of her team. "I was Superfan," she says.

But that was changing, too.

BY 1997, BUD ADAMS had abandoned Houston's decrepit Astrodome and moved the Oilers to Nashville. In his mind, though, the Titans remained the Oilers, with different uniforms and a new stadium just a quick flight away. He made no effort to meet fans or connect with the city. "He didn't want to spend his time doing that," Underwood says. "In his mind, he had people to do that."

That was fine while the Titans were winning. But as their fortunes faded following the Super Bowl season of 1999, what had never been a torrid love affair became a marriage of convenience. As Adams grew older, and then old, he became detached. By the time he died in 2013, the Titans were in disarray. "The team was a mess," Amy says. "My dad's later years, things kind of fell off the wagon."

The Titans hadn't won a playoff game in a decade. The facilities, once state-of-the-art, were showing wear. "Nobody knew what was going on," recalls Phil Bredesen, who helped bring the team to Nashville as the city's mayor and later served as Tennessee's

governor. "There was just a sense of lots of stuff not getting done. The details of that don't leak out, but the effects of it do."

Worse, perhaps, the franchise had lost relevance. Folksy Nashville, with its spicy fried chicken and throwback Grand Ole Opry, had grown into one of America's most enticing destinations. The Predators were the hot ticket, along with the country acts that played Broadway each night. Conventioneers congregated. Tourism numbers soared. The Titans seemed shabby, dated, a vestige of the previous generation. "You'd see more Vols shirts than Titans shirts at Titans games," insists Nathan Followill, drummer for the Nashville-based band Kings of Leon and a season-ticket holder, referencing the state university's Tennessee Volunteers.

"When you have so many years of going downhill, it becomes less and less important to people," Underwood explains. "Amy saw that. She wanted to change direction."

But Amy wasn't in charge. Tommy Smith, Susie's husband, had worked for the team for years. Long before he died in October 2013, Adams had created a trust that allocated a third of his assets to Susie, a third to Amy, a third to his late son's family. Tommy would run the team with the others as silent partners. "We were all on board with it," says Kenneth Adams IV, Ken's son, who also had started working for the Titans.

Following in his father-in-law's footsteps, Tommy was Bud Lite. Ownership meant absolute control. As the losses accumulated during that 2014 season, Amy made suggestions. When they were rebuffed without consideration, she started to wonder if there might be a better way. "We weren't working it out as a family," she says. "It was just another dictatorship."

The team finished 2-14, the worst record in Titans history. "This was our chance to start fixing everything that had gone wrong during my father's last years," Amy says.

# AMY ADAMS STRUNK

"Tommy wasn't doing that." The NFL is a league of constant adaptation, she believes. The Titans hadn't adapted. "The offenses, the defenses, the business part of it," she says. "If it ain't broke, sure, don't fix it. But if it is broke, you better get in there and figure out what to do."

That winter, Amy spent New Year's Eve at the family ranch in central Texas. Late at night, over a glass of wine that wasn't her first, she asked Barclay Adams, Kenneth IV's brother, if their family was satisfied with the way the team was being run. Barclay hesitated, and Amy wondered what she'd gotten herself into. Then Barclay said, "No, we aren't."

"Then we need to talk," Amy told him.

It turned out Kenneth had been having similar conversations with Tommy, with similar results. "We didn't see an end in sight," Kenneth says now. "You going to move off from that coach?" "No, I'm good with him." "You going to move off from that GM?" "No, we're good."

"I don't want this to be a mark on our names," Amy told him. Kenneth agreed. Together, they expressed their concern to Tommy and Susie. They asked if someone from one of the other two families could have a seat at the table. "We were talking for a month or six weeks," Amy says. "I was still hopeful that Susie, as controlling owner, would come around. If it's truly a family operation, why did the other two-thirds have no say? All the power had coalesced right there in Tommy and Susie. And that was proving not to be a good thing."

Together, Amy and Kenneth knew, their shares constituted a majority. "But I don't think it ever dawned on them," Amy says of Tommy and Susie. "It never occurred to them that we were unhappy enough to do anything. Or that I had a willingness to try to make it happen if they wouldn't."

By March, Amy and Kenneth had had enough. They decided to oust

Tommy as president. "I felt bad," Amy says. "But we'd given him 18 months. He'd had his opportunity." In a statement on the Titans' website, Tommy announced that he was leaving as president and CEO because juggling his family and professional duties had proved too difficult. Then he and Susie disappeared from sight.

Underwood was summoned out of retirement to run the team as president and CEO. And Amy went to work.

"YOU HAVE TO bring them along slowly," Adams Strunk explains. She's crouched in the dirt, dragging a metal bar just far enough from a jump so a horse can gauge where he needs to land. Moments later, here comes Rowan, who weighs as much as three linemen combined. He approaches the barricade and canters over. "That's g-o-o-o-d," she enthuses.

She'd returned home to Houston after college (a year at Pine Manor near Boston, the rest at the University of Texas in Austin) and worked as a travel agent. Soon enough, she abandoned city living for a 4,000-acre family ranch off a two-lane road on the edge of Harris County. She started training riders and grooming horses. Bud and Nancy told everyone she'd be back in a month. She's still there, except when she isn't. Lately that means extended time in Nashville, where she now owns a home with her husband, a retired airline pilot.

Horses and football have been the threads running through her life. She has ridden since childhood, competing until she fell off once too often. "At my age," Adams Strunk says, "you don't want to be doing that." She made businesses out of breeding and raising horses, stabling, even staging fox hunts in the wild. It wasn't running a major corporation or a hedge fund, but there were lessons to be learned there in the dirt. "When you do horses, at whatever level, you have an ownership view," says Debbie Phillips, the widow of the former Oilers coach Bum Phillips, who met

Adams Strunk while training cutting horses in the 1980s. "Bum was always surprised at how well I could assess the talent on the field. Amy does exactly the same thing. She has that ownership eye."

"I can't go back on my business experience like some owners -- you know, I've done it this way in the past," Adams Strunk says, sitting with a glass of water at a wood-block island the size of a flatbed truck in her kitchen. "But I can go back on my personal experience. Maybe it's a wild, crazy horse, and you just learn that if you work it enough, he'll come around. Whatever. What happened was, over all those years, I became confident that if something needed to be done, I could do it. I'm not afraid to make hard decisions."

It didn't take long before she needed to. When the Titans started poorly in 2015, she fired head coach Ken Whisenhunt and replaced him with assistant Mike Mularkey. "The offense was a great offense for Philip Rivers, but we just didn't have the players to make it work," she says. It wasn't the losing as much as the need to keep franchise QB Marcus Mariota ambulatory. "I approach things practically," she says. "And the practical part of this was, in that offense, Marcus was likely to get hurt."

She knew the firing might define her as an owner into the future. "If it doesn't work out," she said to herself, "this will be on you forever." Underwood cautioned against it. "You make a change like that in the middle of the season," he'd said, "most of the time it doesn't work out well." But she had spent her life watching football, and she understood what she was watching. "I just knew somehow," she says, "that it was the right thing to do."

After that 2015 season, Adams Strunk fired GM Ruston Webster. Around the league, it was assumed that she'd use a recruiting firm or consultant to find a replacement, a practice that has become common. Instead, Underwood and Kenneth Adams helped her compile a list of

# AMY ADAMS STRUNK

possibilities. Then she researched them online.

Jon Robinson had run college scouting for the New England Patriots. He seemed unconventional, especially when he sat down to a vegan lunch during his interview. He wasn't yet 40. And he was the most candid of the candidates, insisting that minor tweaks would not reverse the decline. "The system's broken," he said. "That's the reason you're not winning. It's broke and you need to fix it."

It was what Adams Strunk longed to hear. "Everything he was saying, Kenneth and I already knew," she says. "Now here was someone who wasn't afraid to say it. By the time he left the interview, I just knew that he was our guy."

Less than a year into her first job in football, she'd fired and hired both a coach and a GM. She wasn't sure why, but the path forward seemed clear. "I'm a big believer in osmosis," Jerry Jones explains. "If you're around an activity for as long as Amy has been, you're soaking it up. You develop instincts. That's what I see in Amy. I can tell from her logic, the way she approaches problems. She knows what she's doing."

IN TWO YEARS, Robinson ran off two-thirds of the team. The Titans improved to 9-7 in 2016, then repeated that last season. They won their playoff game at Kansas City in miraculous fashion 22-21.

That showed how far they'd come. Getting steamrolled by the Patriots the next week showed how far they had to go. It made another hard decision that much easier. "I just thought we'd reached the ceiling," says Adams Strunk, who fired Mularkey a week after the Titans' season ended. "In Nashville, people understood. Outside, it was probably like, 'She's nuts.'"

Change is the theme whenever a new coach is hired, but players often remain dubious. "If they walk into the same building," Robinson

says, "if they sit down at the same locker and everything looks the same, they look around at each other and they're like, 'What's changed?'"

The Titans arrived at their training facility this summer and found new blue uniforms in their lockers. After years of wear, the turf beneath the practice bubble had been replaced. So had the bubble itself. The locker room had been reconfigured so the entire team can see each other. "When you walk in the building now, it resonates," Robinson says. "These ain't the same old Titans. It was very cool of her to write that check."

They ain't the same old Titans because Adams Strunk isn't the same owner. "I worked with her dad for many, many years in the league," says Amy Trask, the former Oakland Raiders CEO. "Amy's style is clearly different." Bud Adams had no problem signing players to huge contracts, but considered upgrading facilities a needless expense. If a building was two decades old, well, he figured it ought to last another eight. "That's not me," Adams Strunk says. "We needed to come out of the dark ages and adapt to how things work now."

The players noticed. "Actions speak louder than words," says Taylor Lewan, the left tackle. "She put vents in here so our pads cool down and don't get all gross and moldy. It shows that she really cares." Lewan was sure that once he reached the pros, he'd be little more than a number. "I'd already felt that in college," he says. "For her to come in and be excited to see me, to give me a hug when I'm all sweaty in my pads, it does something," he says.

But who'd guess that such warmth might pay off in tangible terms? A week into training camp, Lewan signed an \$80 million contract, the largest ever for an offensive lineman. He could have cashed in most anywhere, but he decided to stay because he felt wanted. "It was the way Amy talks with my wife when she sees her," he says one afternoon after a weight-room session. "The way she takes time to

show that she cares about me as a person. Every time she sees me, she'll ask, 'How's Taylin? How's Wynne?' our daughter."

He pauses and looks around the locker room. "The new facilities are great and all," he says. "But I'm a physical guy. I love to show affection. So she's the perfect owner for me."

And also, it appears, for Nashville, which appreciates connecting with an owner more than a larger market might. With the help of Adams Strunk's outreach, the Titans are hot again. A crowd of more than 30,000 attended the downtown party unveiling the new uniforms, a remarkable turnout that led the NFL to award the city its 2019 draft. For the first time, fans say, their hometown team is truly theirs.

None of it will mean much, Adams Strunk knows, if the team can't contend. "I'm warm, I like to show people how I feel, that's who I am," she says. "But I also have no problem doing whatever it takes to win. That is definitely my priority." For guidance, she consults with her inner circle: Kenneth Adams, Underwood and, increasingly, Robinson. Then she'll go outside it and hear as many relevant perspectives as she can get.

The options will be weighed by a committee of one. In that sense, at least, she is her father's daughter.

"The final decision," she says, "is mine."

###



# AMY ADAMS STRUNK

## **HALL OF FAME QB WARREN MOON: TITANS OWNER AMY ADAMS STRUNK HAS MADE THE OILERS “FEEL LIKE THEY ARE PART OF SOMETHING”**

**BY JIM WYATT  
TITANS ONLINE  
FEBRUARY 20, 2019**

NASHVILLE, Tenn. – Amy Adams Strunk was an enthusiastic fan of the Houston Oilers when quarterback Warren Moon arrived with the franchise back in 1984.

The daughter of late Titans owner and founder Bud Adams, Strunk was fond of the team’s players, her heroes, and the success of the Oilers made her father happy. Led by Moon, the Oilers set a franchise record of reaching the playoffs seven consecutive seasons (1987-93) during the “Run and Shoot” era.

Thirty-five years later, the Oilers are a thing of the past, having left the city after the 1996 season. Strunk, however, is doing her part as the team’s controlling owner to keep their memory alive, and it’s something Moon appreciates.

“I really like the way she’s reached out to the former Oiler players, and tried to make them more welcome to the Tennessee Titans organization,” said Moon, who played from 1984-93 with the team. “The weird thing about the Oilers, more than other teams, is all those great players who played for the Oilers, it’s almost like they don’t have an identity any more. Every other former player has their team to look to, a team to identify with. I’ve played on other teams like the Seahawks, the Chiefs and the Vikings, and I can always go back to those alumni weekends and feel like I am a part of those teams.

“For a long time, the Oilers didn’t have that. Bud Adams wasn’t necessarily reaching out to the former players, and they had nowhere to go. Some might have been reached out to by the Houston Texans, but they weren’t Houston

Texans – they were Houston Oilers. But that’s changed. I think it is great she has reached out and done that, and made guys feel like they a part of something again.”

Strunk organized an Oilers reunion last year in Houston, an event Moon attended. Over 60 players and many former coaches attended the reunion.

In addition to Moon, quarterback Dan Pastorini attended the event, along with former Oilers Bruce Matthews, Robert Brazile, Billy “White Shoes” Johnson, Kenny Burrough, Mike Renfro, Mike Barber, Gregg Bingham, David Carter, Ray Childress, Wade Phillips, Kevin Gilbride, Mike Rozier, Al Smith, Spencer Tillman, Lamar Lathon, Sean Jones, Vernon Perry, Zeke Moore, Cris Dishman, Bubba McDowell, Bo Eason, Keith Bostic, Jeff Donaldson, Lorenzo White and receivers Ernest Givins, Haywood Jeffires, Curtis Duncan. Smith has been a regular at Titans Homecoming events in Nashville.

“The guys felt like they were welcome again,” Moon said. “They felt like they were a part of something they didn’t feel like they were a part of for a long time.”

Last season, Brazile served as the Honorary 12th Titan for a game. He also received his Hall of Fame Ring of Excellence in a special ceremony at Nissan Stadium, and went into the team’s Ring of Honor, where his name is on display atop the stadium.

Strunk sent her private plane to pick up Brazile’s family in Mobile, Alabama, and brought them to Nashville. Strunk also threw a party for Brazile and his family in Canton, Ohio.

Strunk has said she wants the Oilers to feel like they have a home with the team.

“The guys in Houston, no fault of their own, kind of got left out – they kind of became NFL orphans, and it always bothered me,” Strunk said in October when Brazile was in town. “And it became important for me to

include them, and have a reunion and start bridging whatever happened in the past to get them feeling like they are part of our family.”

Moon, who is on the Pro Football Hall of Fame Board of Trustees with Strunk, said he’s gotten to know her over the last few years.

A Hall of Famer who threw for 49,325 yards in 17 NFL seasons with the Oilers, Vikings, Seahawks and Chiefs, Moon said he feels like the organization is in good hands with Strunk. Moon made his comments leading up to Super Bowl LIII in Atlanta.

“I really like her,” Moon said of Strunk. “I really like how she seems to be really interested and focused on the football team, with the Titans, and she wants them to be a really good football team, you can tell. She is putting out the necessary money as far as upgrading the training facility and providing the team with what it needs to improve.

“As long as you are doing that and giving the football people the resources they need to be successful, the team is going to have a chance to be good. And she is doing that.”

###

# AMY ADAMS STRUNK

## **CONTROLLING OWNER AMY ADAMS STRUNK CREDITED WITH CHANGING DIRECTION OF TITANS FRANCHISE**

**BY JIM WYATT  
TITANS ONLINE  
JUNE 19, 2019**

NASHVILLE – When Houston Oilers owner Bud Adams first made plans to move his NFL franchise to Nashville, there was plenty of uncertainty surrounding how things might work out.

Among the curious was his daughter, Amy, who had never been to Tennessee.

“I knew it was a pretty city, and I knew that my dad would be drawn to a southern city, that’s just how he thought,” she said. “When we did come to visit – before the team ever moved here -- we came on the 4th of July and we saw the fireworks and did a few other things around town. I knew then this would be a great place.”

Fast-forward a few decades plus and now it’s Titans controlling owner Amy Adams Strunk who has taken her late father’s vision and done her part to make it even grander. Today, the Titans are a team on the rise, with three straight winning seasons for the first time since the move.

And the city is in the NFL spotlight after hosting the most successful NFL Draft in league history.

Over the weekend, Strunk was recognized as the 2019 Tennessean of the Year by the Tennessee Sports Hall of Fame, and she has plenty of folks singing her praises for her work in jump-starting a franchise that just five years ago had the worst record in the NFL.

“A lot of times, when you own a franchise, you often get taken for granted,” NFL Network analyst Charles Davis said of Strunk. “People think: ‘You’ve got money, and you can do this and you can do that.’ But what she has done in her

time at the head of the Titans organization, pulling everything together, has been impressive, and that is because of her leadership and it is because of her guidance and because of her demanding accountability.

“I think this state is very fortunate to have her leading the Tennessee Titans.”

Jim Wyatt



@jwyattsports

Charles Davis (@CFD22) with some high praise for @Titans controlling owner Amy Adams Strunk. @theTSHF @nflnetwork

In April, NFL commissioner Roger Goodell credited Strunk for her role in bringing the 2019 NFL Draft to the city. It came on the same day Strunk donated \$100,000 to a pair of Nashville non-profits charged with fighting hunger in the community.

This year’s draft easily shattered records for attendance, as over 600,000 fans fill the streets of Nashville for the three-day event. This year’s NFL Draft generated a record \$133 million in direct spending -- a 79 percent increase over the \$74 million at the 2018 Dallas event. The economic impact was another record-breaker at \$224 million, also a 79 percent increase over the \$125 million in 2018.

“I’ve gotten to know Amy,” former University of Tennessee and long-time NFL quarterback Peyton Manning said of Strunk. “She has carried on her father’s legacy and done some things unique with her leadership style and has the Titans in a great place.

“Bringing the draft here tells you everything you need to know about how serious the NFL is about the Titans and their fan support here. ... Amy deserves a lot of credit.”

Jim Wyatt



@jwyattsports

Peyton Manning on @Titans controlling owner Amy Adams Strunk, who is being honored as the 2019 Tennessean of the Year by @theTSHF. The former @Vol\_Football QB is being inducted tonight.

Last week, when Strunk announced plans to retire the jersey numbers of Titans greats Eddie George and Steve McNair, George also praised the Titans owner, who took over as the team’s controlling owner in 2015. Back then, Ken Whisenhunt was the team’s head coach, and Ruston Webster was the general manager.

George said Strunk has taken the team’s ownership to another level on the field, and off.

“She’s an amazing woman, and she’s doing it the right way,” George said. “Bud had his ways, and he did it the way he wanted to do it and he was very successful. But what she is doing and how she is investing into the players and creating a culture here, and giving back to the community of Nashville, becoming a strong pillar in Nashville.

“Bringing in former players with open arms -- you don’t get that nowadays. Most owners and most organizations and most programs around the country, including college, are really standoffish. But to constantly pull us back in and ask our opinions on certain issues or to soak up knowledge. ... She is a gracious woman, a very successful businesswoman.”

Before thanking Tennesseans – from organizers to volunteers to fans – for doing their part to make the 2019 NFL Draft a success while accepting the TSHOF Tennessean of the Year award, Strunk smiled when asked about how much has changed over the years.

Strunk has not only made some big decisions on the football side – HC Mike Vrabel and GM Jon Robinson

# AMY ADAMS STRUNK

replaced former coaches and GMs – but she’s also changed the look inside the building at Saint Thomas Sports Park and at Nissan Stadium, with upgrades and additions. She even changed the team’s uniforms.

Along the way, she’s also restored the passion and the confidence in the team’s fan base.

“It just feels great,” she said. “I know when I took over four years ago, some people were probably like: Who is she? What is she going to bring to our team? Is she capable? I just decided I was going to put my head down and go to work and hopefully get things straightened out and all that would take care of itself.”

Needless to say, those questions have since been answered.

And the appreciation is on full display as Strunk is regularly swarmed by fans when she makes her way onto the field prior to games, or at team functions.

Strunk admits, however, she still navigates through the aisles at supermarkets in town, where she owns multiple homes, undetected on most days.

“Very few people recognize me,” she said with a smile. “I bet I’ve had two people ever in the grocery store recognize me, so I am still kind of incognito.

“I think if there’s anything to do with the football, I’m recognized right away. But when I’m just grabbing oranges, limes and lemons, I’m just there as a shopper, too.”

In the future, Strunk would like to bring something else to the city.

She’d love to see the Titans on center stage.

In February.

“Who would have ever thought 20 years ago this is what (Nashville) would look like?,” Strunk, thinking back to the success of the NFL

Draft, said. “But I am so proud of it, and so happy to see the city of Nashville in the spotlight.

“This success will lead to bigger moments in the future,” she said while behind a podium over the weekend, “moments that hopefully include a Lombardi Trophy, and a championship parade sometime real soon.”

###

# AMY ADAMS STRUNK

## **TITANS OWNER AMY ADAMS STRUNK DISTRIBUTES \$450,000 IN GRANT FUNDING TO 10 LOCAL NON-PROFITS AS "WE STAND FOR" CAMPAIGN TAKES CENTER STAGE**

**BY JIM WYATT  
TITANS ONLINE  
JULY 31, 2019**

NASHVILLE – A year ago, the Titans launched the “We Stand For” campaign, designed to bring the public’s attention to the causes that are important to the team’s players, coaches and executives.

On Tuesday, it was on full display - along with some big checks handed out by controlling owner Amy Adams Strunk.

Several of the team’s leaders, including general manager Jon Robinson, head coach Mike Vrabel and three players – tight end Delanie Walker, linebacker Wesley Woodyard, and defensive lineman Jurrell Casey – were on hand for a community engagement panel at Nissan Stadium, where they discussed the causes that are dear to them.

Then, Amy Adams Strunk handed out \$450,000 in grant funding to 10 local non-profit organizations at the end of a luncheon.

“Mike said, “We’re all family,’ and what they stand for, we stand for,” Strunk said. “We want to be a part of the community and be a part of the change, and just be good Samaritans. (Our players) take their feelings about this community (seriously) – they’re so strong. And they just want to do what they can to make it a better place. Nashville is great, but we can always be better.

“Today was fun. It was a surprise (to the check recipients) and that made it even more fun. ... It just means so much that we have taken on different causes now that maybe we wouldn’t have thought about if our

players hadn’t brought them to us. I think it’s a great thing.”

The grants handed out on Tuesday ranged from \$25,000 to \$100,000 and support non-profit organizations in the spaces of education, African American history and culture, social justice, diversionary and re-entry programs, immigrant outreach and domestic violence and sexual assault.

The \$100,000 grant recipients:

- \* National Museum of African American Music
- \* NAACP Freedom Fund

The \$50,000 grant recipients:

- \* Community Achieves by Metro Nashville Public Schools
- \* Nashville GRAD

The \$25,000 grant recipients:

- \* Project Return
- \* Davidson County Drug Court Program (DC4)
- \* Thistle Farms
- \* Sexual Assault Center
- \* Nashville International Center for Empowerment
- \* Conexion Americas

@jwyattsports

“We Stand For” campaign takes center stage on Tuesday as HC, GM, players discuss causes dear to them on a day @Titans controlling owner Amy Adams Strunk hands out \$450,000 in grant funding to 10 non-profit organizations.

Grant recipients were selected not only on merit but also based on their affiliation with a cause identified as important to a player, coach or executive through the team’s “We Stand For” campaign.

The organization’s hope for the “We Stand For” campaign is to foster

positive dialogue around the community work of its players and executives and raise awareness for the associated causes. The campaign was launched to give Titans players, coaches and front office a platform to better showcase causes and charities that are important to them, and to foster positive dialogue around their community and the work of their associated charities.

Along with his wife Ryann, the Caseys established the Casey Fund, a nonprofit dedicated to addressing the needs of at-risk youth as well as formerly incarcerated individuals by raising money for re-entry programs, inner-city youth programs, mentoring, and halfway houses.

Casey said the organization’s work in the community – and Strunk’s generosity – has inspired everyone to do more.

“It’s unbelievable,” said Casey, the 2018 Titans recipient of the Walter Payton Man of the Year award. “For you to have an owner and an organization to do something this incredible in the community, something we fight for all the time. ... For Amy to do something like this, I am baffled, I am speechless. She has done something so amazing it touches my heart down deep.”

###



**TENNESSEE TITANS  
HELPING WITH TORNADO  
CLEANUP, TITANS  
FOUNDATION TO DONATE  
\$1M TO DISASTER  
RECOVERY**

**BY MARIAH TIMMS AND  
JESSICA BLISS  
THE TENNESSEAN  
MARCH 5, 2020**

Disaster recovery is a community effort. The Tennessee Titans are taking that to heart.

In support of those impacted by the tornado that swept through Nashville, Mt. Juliet, Cookeville and surrounding communities, the Titans Foundation announced a \$1 million donation to The Community Foundation of Middle Tennessee to aid in recovery efforts.

The Community Foundation is handling most of the donations to cleanup and relief in the wake of the storm. With the gift, the total for the Middle Tennessee Emergency Response Fund at The Community Foundation has now exceeded \$2,127,674.

The Foundation will disperse the donation from the Titans to nonprofits across the state, working to provide immediate and long-term relief response to victims and their families.

Those include volunteer support efforts by Hands On Nashville, as well as Westminster Home Connection, Family and Children's Service, the Community Resource Center, Crossroads Campus and many more.

In addition, The NFL Foundation will make a \$250,000 contribution to the Community Foundation and work with local schools to assess needs for football field repair and equipment replacement.

"We are so encouraged about the amount of charity people have shown in the aftermath of Monday night's tragedy," Titans owner Amy Adams Strunk said in a statement.

"As leaders in the community, we want to lend our help to this cause of healing and rebuilding. Together we will help our neighbors through this long and difficult process. We are hopeful that others will join us in supporting this effort any way they can."

Titans players and their families plan to go out with Hands On Nashville on Friday to help with recovery needs in person.

"Everyone in these communities and throughout Tennessee should be eternally grateful to the Tennessee Titans for their tremendous efforts in helping the victims of the tornadoes," said Ellen Lehman, President of the Community Fund. "This is an extraordinary gift toward our ability to respond and restore the damage caused by these disastrous storms."

#### How to sign up to volunteer

If you want to volunteer to help with the tornado cleanup, there will be several chances to volunteer this weekend.

The mayor's office and Hands On Nashville are organizing all-day volunteer days Saturday and Sunday in the areas impacted by the tornado that devastated multiple neighborhoods in Middle Tennessee.

"We know that lots of you just want to do something," the Hands on Nashville wrote on its blog Tuesday. "We hear you. We love you. And what we're hearing from the mayor's office and our emergency responders is that it's not quite time to deploy citizen volunteers."

The post explained that the areas hardest hit are "very dangerous" with gas leaks, downed power lines and tree damage/debris in the streets, the post continued. "What emergency crews need is for us to stay clear so they can do their work."

Interested volunteers can sign up for the weekend cleanup effort at [www.hon.org](http://www.hon.org). Hands On Nashville said it will be in touch with more details on how to get involved.

Although sites and other specifics for these efforts have not been announced, organizers say there will be two workday shifts Saturday and Sunday for cleanup volunteers. The weekend shifts are from 9 a.m. to 1 p.m. and 1 p.m. to 5 p.m. Saturday and Sunday, and there will likely be other opportunities as the cleanup continues.

Meanwhile, the mayor's office and HON officials say that emergency response personnel are continuing to assess the situation and identify high-priority areas. Anyone interested in volunteering can sign up at [HON.org](http://HON.org).

#### How to donate

To donate money to tornado recovery efforts, contact the Community Foundation of Middle Tennessee at [www.cfmt.org](http://www.cfmt.org).

To donate items — in particular baby food, baby and toddler clothes, batteries, flashlights, formula, underwear, bras, gloves, trash bags, box cutters, bleach and personal hygiene items — drop off or mail to the Community Resource Center at 218 Omohundro Place, Nashville, Tennessee, 37210. Find more information about the Community Resource Center at [www.crcnashville.org](http://www.crcnashville.org).

To donate food, see [www.secondharvestmidtn.org](http://www.secondharvestmidtn.org). Second Harvest is coordinating with the Red Cross and the Office of Emergency Management to identify additional food resource needs at area shelters and at partner agencies, and to provide food and other services to those displaced by the storm.

To donate blood, find a Red Cross drive at [www.redcrossblood.org](http://www.redcrossblood.org). The Red Cross says there is an urgent need for blood.

**CONTROLLING OWNER  
VOWS TO SUPPORT  
PLAYER PROTESTS**

**BY DAVID BOCLAIR  
SI.COM  
JUNE 11, 2020**

NASHVILLE – Controlling owner Amy Adams Strunk vowed to support Tennessee Titans players in peaceful protests aimed to raise awareness of racial inequality in the United States and noted that “hearts, minds and institutions need to change throughout our country.”

Adams Strunk, a daughter of franchise founder K.S. “Bud” Adams, issued a statement Thursday after the team completed its virtual offseason program. In it, she revealed that the NFL franchise has created a fans resource guide to provide information on how to advance the conversation on race relations, provide facts and connect people to anti-racism resources.

Her comments followed those of coach Mike Vrabel and general manager Jon Robinson, each of whom delivered their thoughts on current events during video conferences with local media.

Amy Adams Strunk’s complete statement:

I want to add my voice and the voice of our organization to the calls for equality and reiterate our firm stance against all forms of racism.

Hearts, minds and institutions need to change throughout our country. Those who face racism need to be heard, and more importantly, understood by those who haven’t listened before.

Our organization and our players have dedicated time and resources to these issues through the ‘We Stand For’ campaign and we are making a difference in our own community, tackling issues like educational equity, judicial reform, policing policies and assistance for underserved areas. We are proud to support those efforts and we will

continue to find ways to impact our region. As part of this, we are providing information to our fans through a resource guide (<https://www.tennesseetitans.com/community/we-stand-for/resource-center>) so others can join us in these steps to progress.

Hearing our players and coaches speak over the last two weeks has been constructive to this vital discussion. I support our players using peaceful protests and their platforms to advance us as a nation. I would encourage those who haven’t thought about these issues before to understand the pain, anger and frustration of the black community. Black lives matter. We should all agree on that.

###

**TITANS GM JON  
ROBINSON FIGHTS HIS  
BIGGEST BATTLE AT HIS  
HOUSE**

**BY BRAD SCHMITT  
THE TENNESSEAN  
APRIL 19, 2018**

After the Easter egg hunt a few years back, Taylor Robinson dove into a package of Peeps marshmallow candies and ate two before the 6-year-old girl bent over and announced she had a bellyache.

Her father, Titans GM Jon Robinson, was dubious.

“We thought she just wanted to skip church and eat candy all day,” he said.

Then again, Robinson thought, some other things had been bothering him and his wife, Jaimie, about their older daughter.

Taylor had been drinking a lot of water lately and using the bathroom a lot. And she’d lost six pounds in a month.

Robinson went online and put “excessive thirst,” “excessive urination” and “weight loss” into Web MD. And Google. And Yahoo.

All three websites came back with the same answer.

In 2012, then 6-year-old Taylor Robinson, looking pale

In 2012, then 6-year-old Taylor Robinson, looking pale and gaunt, just before being diagnosed with type 1 diabetes (Photo: Submitted)

A few hours later, emergency room physicians confirmed the Robinsons’ fears: Taylor has type 1 diabetes. She likely would be taking insulin for the rest of her life.

The two parents stepped out into the hallway and cried.

“Here this is hitting me upside the face,” Jon Robinson said.

Scared, questions swirled around his mind – Will Taylor be able to live a normal life like any other kid? Will she be able to go to the ice cream shop? Will she be able to go to sleepovers? Will Taylor be accepted?

Since then, the Robinsons have learned how to manage the disease and – just as important – they’ve plugged into communities of families of children with diabetes.

They’re active with the Juvenile Diabetes Research Foundation, and the Robinsons on Saturday (April 21) are hosting the first black-tie fundraiser on the field of Nissan Stadium.

While manageable, life with diabetes can be challenging and, sometimes, scary.

Robinson, 42, loves overseeing the Titans battle on the field, but his biggest fight is to find a cure for his daughter’s disease.

“She’s very comfortable with it, and it’s just a part of her now,” he said.

“But we all know what she deals with, and we’re not accepting of it. We’re trying to help her beat it.”

A bouquet of positive pregnancy test sticks

The family was built on football: Jon and Jaimie met in the late 1990s at sports bar Bubba’s II, in Thibodaux, La., where Jon was a football coach at Nicholls State University.

Several years after the couple got married in 2002, Jon found out his wife was pregnant. That happened when he came home from a scouting trip for the New England Patriots, and there were a dozen positive pregnancy test sticks in a basket.

“She knows me,” Jon said, smiling. “I’d have asked, ‘Did you take more than one?’”

This 2009 picture was taken at New England Patriots

This 2009 picture was taken at New England Patriots training camp, about three years before Taylor Robinson, left, was diagnosed with diabetes. From left to right, Taylor, Jon, Jaimie and Bailey (Photo: Submitted)

A tough player and coach all his life, Jon expected to be the disciplinarian with his kids. Soon after Taylor was born, both parents realized Jon was the softie.

About five months before the diabetes diagnosis, the Robinsons started noticing Taylor asked to have water by her bed. They’d hear the toilet flush several times overnight, but didn’t think much of it.

“We were oblivious,” Jon said.

After doctors confirmed diabetes in 2012, Taylor cried during the first few insulin injections. Within weeks, though, she insisted on giving herself the shots.

The girl learned about food, sugars, portion size, controlling carbohydrates and taking care of herself. She learned how to use an app on her phone that lets her and her parents know at all times what her sugar level is.

Going back to school was, well, kinda cool for the first-grader.

“Our nurse came and talked to our class about what diabetes is and how it affects me,” Taylor said. “It felt good. I almost felt kind of proud of it because I was different.”

A year later, the tears flow

There were many sleepless nights at first, as Taylor and her parents obsessed about the numbers and the beeping alarms.

Jon was emotional at first, and he worked a lot. So Jaimie saw herself as the tough-minded caregiver who had to execute plans to keep their daughter healthy: “There was not time for tears.”

Until there was.

# JON ROBINSON

Taylor Robinson, older daughter of Titans GM Jon Robinson,

Taylor Robinson, older daughter of Titans GM Jon Robinson, in 2012 just after she started taking insulin shots to treat her diabetes (Photo: Submitted)

About a year in, all the emotions of the ordeal caught up with Jaimie, and she found herself crying often, for nearly a month.

“It’s just hitting me now,” she told her husband then, “that Taylor has to deal with this her entire life.”

The most frightening moment happened in a parking lot of an outlet mall.

Taylor said she wasn’t feeling good, and she doubled up on the floor of the family SUV, in and out of consciousness.

Her parents shouted, “Taylor! Taylor!” and fed her Gatorade when she was awake enough to drink.

Eventually, the girl threw up and felt much better.

Taylor said her life is pretty normal, and yes, she has been able to go to sleepovers at friends’ houses.

She said she just keeps her blood sugar alarm under her pillow so it won’t wake her friends up if it goes off.

Jaimie agrees that things are pretty routine now with diabetes care.

“A lot of people feel sorry for us, but I’ll be honest, once you get the swing of it, it’s not hard,” she said.

“It’s difficult to tell her, ‘No, you can’t have that second cupcake,’ because her sugar would be through the roof. But she’s amazing. That’s what makes it easy for Jon and me.”

In fact, sometimes the Robinsons consider the disease a blessing.

It has given them purpose, to raise awareness and to raise money for research.

“Fate, call it whatever you want to call it,” Jon said. “God picked us because we now by his grace are financially in the position to where we have a bigger shovel to find a cure.”

Reach Brad Schmitt at [brad@tennessean.com](mailto:brad@tennessean.com) at 615-259-8384 or on Twitter @bradschmitt.

The JDRF Promise Gala – on the field

What: A black-tie fundraiser dinner for diabetes research for the Juvenile Diabetes Research Foundation

When: 6 p.m. Saturday (April 21)

Where: Nissan Stadium, 1 Titans Way

Cost: \$350

Info/tickets: [JDRF.org/PromiseGala](http://JDRF.org/PromiseGala)

###



## **WANT TO BE A SCOUT? TITANS GM JON ROBINSON ON WHAT HE WATCHES FOR AT THE COMBINE**

**BY JOHN GLENNON  
THE ATHLETIC  
FEBRUARY 19, 2020**

In less than a week, more than 300 talented prospects will descend on Indianapolis for the NFL Scouting Combine, where they will try to sprint, backpedal, cut, leap, throw and catch their way into the hearts of league personnel.

America will get more of a chance than ever to watch the so-called Underwear Olympics this year, as the combine will make its way into prime time for the first time Feb. 27-29.

But what exactly are we watching? After all, not every drill or test fits every player. A 40-yard dash is much more important to a skill-position player than a big man, while a drop-and-flip drill might be an important indicator of a lineman's flexibility.

So The Athletic went to an expert.

Titans general manager Jon Robinson broke down what he looks for — generally speaking — in every position at the combine.

A few things to keep in mind:

- Robinson said good ol' game film is most important in scouting prospects, but the ability to collect measurables and watch players up close at the combine is important as well.
- The combine features six measurable tests that are open to all invited prospects: the 40-yard dash, the bench press, the vertical jump, the broad jump, the three-cone drill and the shuttle run. There are also numerous position-specific drills that are tailored toward revealing more particular strengths — or weaknesses.

### Quarterback

Players drafted by Robinson: Luke Falk (sixth round, 2018)

Important combine tests, drills to watch: Footwork in position-specific drills, especially ones such as the pocket-movement drill and the seven-step rollouts to each side. Also, touch and accuracy on go routes, deep routes and corner routes.

Straight from the GM: "You're looking at their functional athleticism. They don't necessarily have to be the fastest, but do they have enough functional athleticism that, when put under pressure, are they going to be able to escape and keep the play alive? They do a lot of movement stuff with those guys, like bootlegs, moving in the pocket. So, you look at that.

"They're also throwing to a totally different cast of characters (at the combine). They've never thrown with these guys, most likely. So they don't really know how these guys are going to run the routes. They don't know how fast they are in and out of their breaks. So, (you watch) their ability to anticipate to players they've never thrown to. Can they anticipate the pace of the route and know when to let the ball go? And can they put it in a position where he can catch it and run with it?"

"Some of the deep-field target stuff also — their touch and accuracy. Do they throw it out of bounds or do they hold it on that red line and let (the receiver) fade into it, kind of along the boundary? And how do they handle themselves with their group? Do they have any leadership at all or are they just kind of a number out there, and they're waiting on their number to go get called to throw? Are they trying to develop some type of chemistry with the players they're throwing the ball to?"

### Running back

Players drafted by Robinson: Khalfani Muhammad (seventh

round, 2017), Derrick Henry (second round, 2016)

Important combine tests, drills to watch: One test Robinson referenced is the three-cone drill, which challenges a prospect's ability to change directions at a high speed while weaving through three cones set up in an L-formation. There are also a couple of position-specific drills in which the running back is forced to make quick decisions following a handoff, based on which way the drill director tells him to move. It's important that the back can react very quickly.

Straight from the GM: "I think their ability to catch the football is important. How do they do in those drills? Certainly (among the measured-data tests), the three-cone is a pretty good drill. They're turning and changing direction. How quickly are they getting in and out of different situations and showing their ability to bend?"

"I like the cut drills where they kind of press the hole and they run, and then the coach moves the bag one way or the other. How reactive are they to the movement of a supposed linebacker, making the right cut and accelerating?"

"So, you're looking somewhat at movement, but you're relying more on the game film because you don't have anybody hitting you (at the combine). And those guys get hit every single play (in the NFL) unless they're untouched for a touchdown. You can't see at the combine their ability to take on contact on the field. Can they run through contact?"

### Wide receiver

Players drafted by Robinson: A.J. Brown (second round, 2019), Corey Davis (first round, 2017), Taywan Taylor (third round, 2017), Tajae Sharpe (fifth round, 2016)

Important combine tests, drills to watch: The 40-yard dash is obviously key, but not make-or-break. Performance in the shuttle

runs shows body control, while the vertical jump is a good indicator of explosiveness off the snap. In the position-specific drills, look at how quickly wide receivers react in the over-the-shoulder drill, when the quarterback is yelling commands like “ball” during the route. That’s when wide receivers start looking back in order to track the ball before catching it.

Straight from the GM: “They all get open different. Every receiver comes in a different package. You’ve got the smaller, quicker guys who get open with their quickness, their shake. You’ve got the speed guys who may not be the strongest, but they can run and you’ve got to account for that. Then you’ve got the size guys who may be a little speed deficient, but they’re really strong at the top of the route. So, when you watch the film, they get open that way.

“I think you look at certainly their 40 time. How fast do they run? And you try to equate that to their game speed. Does it look similar? Do you need to go back and watch it again? Is there something that you missed? (You watch) the shuttles, their body control in the shuttles, especially the slot receivers on the short shuttles. Their vertical jump — how explosive are they? Are they going to be able to go up and high-point a ball on a red zone throw or something?

“And then in the position drills, you’re looking for their ability to follow the directions that the receivers coach or whoever is showing them. Are they watching the guy in front of them run the route? Do they mess it up when they run it? All of the little things that, when they may not think we’re watching, we look at.

“And their ability to get in and out of their breaks. Do they catch the ball cleanly? Some of the routes are what they are. They’ve been doing the same routes forever. I’d like to see some different routes, but I don’t make the rules.”

Tight end

Players drafted by Robinson: Jonnu Smith (third round, 2017)

Important combine tests, drills to watch: If the prospect is an “F” tight end — whose strength is typically as a pass-catcher — then the short shuttles and three-cone tests are important to show how quickly he can get in and out of his route. If the prospect is a “Y” tight end — whose strength is more as a blocker — the multiple catch/gauntlet drill will help show whether he still has the ability to contribute in the passing game from time to time.

Straight from the GM: “First off, you have to look at: Is he really a pass-catcher? Is he more of a third-down or passing-target type of tight end or is he a ‘Y’ type, more of a blocker? Is the functionality of movement as a blocking tight end good enough to run a short underneath pass? Does he have the quickness to snap around and catch the football? You’re not going to ask that guy, if his strength is as a blocker, to really run a bunch of choice routes or stretch the field or anything like that.

“Do they have enough athleticism and/or size to create space between them and the defender if they’re covered in man? Then that’s what you’re looking for. And are they instinctive enough — this is really more watching the film — to find voids in the zone and know where their landmarks should be, knowing that they may have to adjust the route to give the quarterback an open target?

“Now the pass-catching types, the ‘F’ types, you’re going to look more at the athleticism. Can he drop his weight in and out of his breaks? How quick does he snap around at the top of the cone and work back down? The shuttle times are important for those guys, especially if they’re running those choice routes underneath. How quickly can they get through the shuttles, more so the short shuttles than the three-cone?

“And probably most importantly, how do they catch the football? Are they body catchers? Are they hands catchers, that kind of thing?”

Offensive line

Players drafted by Robinson: Nate Davis (third round, 2019), Corey Levin (sixth round, 2017), Brad Seaton (seventh round, 2017), Jack Conklin (first round, 2016), Sebastian Tretola (sixth round, 2016)

Important combine tests, drills to watch: The 10-yard dash is not an official test, but times at 10 and 20 yards are recorded while players run the 40-yard dash. Those short distances are more valuable indicators of how big men move. Vertical jumps are a good indication of the ability to explode from a stance. And positioning is key for linemen, too, so the “drop-and-flip drill” — when a player starts in the middle of the field and backpedals per the coach’s direction, flipping his hips four times before sprinting upfield — is important.

Straight from the GM: “The (40-yard dash) is a number, but I think you’re looking more at the 10 time, how quickly can he get out of his stance and accelerate for 10 yards. The likelihood that an offensive lineman is really going to sprint 40 yards ... usually it’s out of celebration. So, you look at the 10 time, the explosiveness. You do look at the vertical jump. Can they move that amount of weight and mass upward? It’s a good measure and correlation of how explosive they are out of their hips.

“When you get to the actual on-field drills, (you watch) their ability to change direction in the (pulling) drills. How quickly can they get out of their stance, and can they get around the cone? Can they adjust to someone holding the bag? You’re not necessarily looking at how much they pop the bag or how much they move that person because I’d say that’s not really realistic to what they’re going to see in a game-type setting.

# JON ROBINSON

“The drill where they have to flip their hips in a pass set ... I think it’s where they work straight back and flip their hips back and forth, you can see how loose their hips are, their lower-body fluidity.

“The (pass-protection) rush drill where the guy rushes around the edge, I don’t know how much merit there is in it. Because some of the (participating) defensive ends are really (down) linemen, but they’re acting as defensive ends. Some of them go fast. Some of them don’t run the (prescribed route). It’s just not really consistent.

“But when you’re watching movement, those drills that I’ve kind of alluded to at least can kind of clarify what you see on film or make you go back and look at it like, ‘These guys have a little looser hips than I thought. Let me go back and watch that tape.’

“The stuff where they’re trying to drive block somebody off ... most of these guys play against pretty good competition, so you’re going to rely more on the film rather than how well they hit a bag.”

## Defensive line

Players drafted by Robinson: Jeffery Simmons (first round, 2019), Austin Johnson (second round, 2016)

Important combine tests, drills to watch: Unusual as it might seem, vertical jump is an important test because it reveals how much explosion a big man can generate from a flat-footed stance. Often times, that translates to the player’s ability to uncoil from a stance and knock an offensive lineman backward.

Straight from the GM: “With those guys, it’s really change of direction. You can’t measure the power. I mean, they do a couple drills where they hit bags, but that’s basically useless. Can they play laterally? Do they have good footwork? Their 10 time is important, too, as is their vertical jump. I think the short shuttle is a good indication of their

ability to change direction. Are they stiff in the hips? Can they bend? And can they accelerate out of a squatted position and get back going full speed?

“(You also watch) their kind of intensity about how they attack the drills. Are they going through the motions or are they really out there competing? I think you can get a measured amount of competitiveness from that group, and how they attack each drill.

“You can see the movement stuff, their ability to flip their hips if they’re pass-rushers. But if the guy is really a nose tackle, you’re going to watch the film on that guy, to see how much he posts up guys trying to double team him. And there’s not a drill that really measures that at the combine. So, with those guys, it’s really their functional movement, their ability to bend, their explosiveness, their quickness out of their stance.”

## Linebacker

Players drafted by Robinson: D’Andre Walker (fifth round, 2019), David Long (sixth round, 2019), Rashaan Evans (first round, 2018), Harold Landry (second round, 2018), Jayon Brown (fifth round, 2017), Josh Carraway (seventh round, 2017), Kevin Dodd (second round, 2016), Aaron Wallace (seventh round, 2016)

Important combine tests, drills to watch: The 40-yard dash is important because linebackers often have to track back on plays after a long run or completed pass. Another key test is the short shuttle because it can illustrate reaction time. In the short shuttle, the prospect starts in the three-point stance, explodes out 5 yards to his right and touches the line. He then goes back 10 yards to his left, touches the line with his left hand, pivots and finally turns to run 5 more yards before finishing.

Straight from the GM: “You’re looking for (10-yard dash) times here, also for 40s, their long speed, their ability to chase back side, the three-cone, their ability to change

direction, bend the corner, accelerate, the pass-rush drill they do where they time that off the edge. That’s about getting off on the snap of the football and accelerating around the edge.

“Again, you can’t measure the hand use, the power and all that kind of stuff. But just their ability to change direction. For our defense, can (edge-rushers) transition and do some linebacker stuff? How are they in space? Are their hips fluid enough to be a curl dropper and maybe break to an in cut? Can they wall and carry a potential tight end up the seam if asked to do that? What about their ability to play a couple different spots, maybe on the line and off the ball as a linebacker?”

## Defensive back

Players drafted by Robinson: Amani Hooker (fourth round, 2019), Dane Cruikshank (fifth round, 2018), Adoree’ Jackson (first round, 2017), Kevin Byard (third round, 2016), LeShaun Sims (fifth round, 2016), Kalan Reed (seventh round, 2016)

Important combine tests, drills to watch: Much like at wide receiver, the 40-yard dash is clearly important, but not make-or-break. The same can be said for the vertical jump. As far as position-specific drills, reaction time for defensive backs is key, so drills like the “W” are effective indicators. In that drill, a player starts 5 yards away from the drill director and backpedals for 5 yards. The drill director will then indicate when it’s time for the player to execute a 45-degree break toward a cone. It is repeated twice more before the defensive back catches the football.

Straight from the GM: “It’s funny. When I talk to corners, I always ask them what they think is important for good corner play. They talk about speed. They talk about footwork, and all that stuff is important. I was like, ‘Let me simplify it for you: Don’t let your guy catch the ball, and tackle. Let’s start there.’

“But all those other little factors play into that. Certainly, their foot quickness. I mean, the 40 time is important. You don’t want slow guys. But is their play speed on tape competitive? Because a guy runs a 4.55, I wouldn’t say that kills him. You go back and look at the tape and you say, ‘Is speed really a detriment to him or is he a physical player who is competitive consistently at the catch-point?’

“Their change of direction (is important), their ability to put their foot in the ground and come out of a break. Or do they pump the pedals to try to get out of it? Vertical jump again (is important), short shuttle, stuff that shows their quickness, their explosion. All that, and then ball skills. Can they track the football? Can they catch the football? When you’re the only guy with all the eyes on you and the ball is up there, does it look like a marble or a beach ball? Some guys it looks like a marble and that shows pretty quickly.”

###



**TITANS GM SAYS FORGET  
THE ANTHEM, FOCUS ON  
PLEDGE**

**BY DAVID BOCLAIR**  
**SI.COM**  
**JUNE 11, 2020**

NASHVILLE – To those who ponder exactly how they might feel about if NFL players conduct silent protests during the national anthem again this fall, Tennessee Titans general manager Jon Robinson says consider the Pledge of Allegiance.

“A pledge is a solemn oath,” Robinson said Thursday. “It says, ‘One nation.’ Not a black nation or a white nation, it says, ‘one nation.’ It says, ‘indivisible,’ which means united, not able to be pulled apart, ‘with liberty,’ which means a state of being free from oppressive restrictions, and ‘justice,’ which is defined by equality of being fair and reasonable, ‘for all,’ which is for everyone, regardless of the color of your skin.

“So, I just think this pledge, this oath that we’ve all recited, if we can truly put that into action, we can work to change. We can work to change the hearts and minds of those that need to be changed. That liberty, that justice, that feeling of one nation, a nation of human beings, a nation of God’s children – I think that’s our charge.”

Robinson met with media who cover the Titans on Thursday in a video conference that followed the conclusion of the franchise’s virtual offseason program.

Before he took questions, he issued a statement related to current affairs, particularly the nationwide protests to raise awareness and accountability about racial equality in the United States. Now in his fifth year on the job and with nearly two decades of experience as an NFL staffer or executive, he classified this offseason has been as educational as any for him. He also provided assurances that franchise officials would support players who

chose to protest, including during the season.

“I’ve been on web conference calls with others around the league,” Robinson said. “I’ve had several personal discussions with our players, with members of our staff, all of which have been extremely educational for me. Those conversations have been real. They have been empowering.

“Our players, especially, have been outstanding. They were open and they wanted assurance from the organization that when they do use their platforms, their voices, to speak for those whose voice may not be as loud or who don’t have a voice, when they use their voices to speak out against these injustices, that they have our support. And they do.”

Consider it his pledge.

“There shouldn’t be a standard for how to live as a black person in our country,” Robinson said. “... It’s been an extremely moving couple of weeks, and I want to be a part.”

###

**ONE-ON-ONE WITH  
TITANS GM JON  
ROBINSON ON TITANS'  
GENDER DIVERSITY  
EFFORTS**

**BY LINDSAY JONES  
THE ATHLETIC  
SEPTEMBER 25, 2020**

Titans general manager Jon Robinson and head coach Mike Vrabel were first-time participants at the NFL's Women's Careers in Football Forum during the NFL scouting combine in February, and both left Indianapolis wondering: How do we find spots for women on our staff in Tennessee?

It wasn't just a rhetorical question. Within weeks, Robinson and Vrabel had a plan to create an offseason internship program, with a role on Vrabel's coaching staff and a spot on Robinson's personnel staff that would be dedicated to women. They asked their boss, Titans owner Amy Adams Strunk, if they could name the program after her. Because of pandemic-related changes to the offseason, the inaugural year of the program turned out differently than originally planned, but maybe to the benefit of the 2020 interns, strength and conditioning assistant coach Christie Bartlett and scouting and team operations assistant Mical Johnson. Both women had their internships extended through the regular season.

The Athletic spoke with Robinson about this program, how the Titans might expand this internship program in the future, as well as how pandemic-related rules changes will impact scouting and roster management into the future.

We'll just get right into the Amy Adams Strunk Women in Sports Program. How did this all come about?

Back at the combine, Coach Vrabel and I were asked to participate in a symposium with women who work in football, across the country, mostly in college. And he was on a panel, I was part of a discussion

group with some ladies who had cool backgrounds, who worked in various portions in college football, and I just explained to them the process of pro football and some of the roles. Not so much on the business side, but on the football side, whether it's in scouting, whether it's in operations, whether it's security, whether it's in the training room, or coaching, the departments that kind of fall under the football umbrella of an organization. I had some good discussions with some of the ladies, several were interested in an internship program if we ever started one. So I came back, I talked about it with (Vrabel) and he and I posed it to Amy, our owner, who's outstanding to work for. And with her being a woman in the football world, a world that is predominantly dominated by men, we wanted to make sure she was open to the program to try to create some diversity on the football side of things.

I've got two daughters, one is 14, and one is 11. My 11-year-old is in sports. My 14-year-old is more into dance, but she follows our football team religiously, she knows all the players and asked me about injuries all the time. So Amy, you know, she was like, "that sounds great. Let's do it." I think that's really, really cool. We said, would you be OK, if we name it after you because of what you've done for this organization and for the NFL? She goes above and beyond. So that's kind of how it came about.

So what came next in terms of getting applications? Did you work with Sam Rapoport (who runs the women's forum and leads gender diversity efforts) from the league?

So we get back from the combine, we've got the plan in place, and I've got several resumes and business cards from the ladies who I met with at the combine. And we were ready to move forward with that pool of candidates and then COVID hits. And so no travel, you know, and the one thing that these ladies at the discussion panel talked to me about was, they have their own jobs at

their colleges and the timing has to be right, so training camp was really going to be hard for them to break away. So we were going to kind of do it during OTAs. Well, then OTAs got canceled.

So I started brainstorming, I was like, well, we're in Nashville. We've got several universities here locally. I'm sure there are qualified ladies who are interested in the sports world sports administration, whatever it may be. So I reached out to all the local campuses here, Vanderbilt, Belmont, Lipscomb, Tennessee State, Middle Tennessee State and just told them what we were trying to do. I got probably close to 100 resumes from ladies who were interested in the program. It was only going to be a two-week internship program. It was going to be a weekend scouting and then a week of football operations for the football admin position. And then Coach Vrabel did the same thing in the coaching and put out feelers for female coaches. He found Christie Bartlett who had just worked in the XFL. She's working in our strength program still.

And then I narrowed the list of 100 for the football admin internship down to 10. I did Zoom interviews with all 10. And we found Mical. And she worked for two weeks during training camp, to start, and that kind of went on to three weeks, because she did a great job. And now she comes in on Mondays, and helps put our advanced reports together for the coaches for our weekly opponent.

Is this the first time you've had a woman working in your personnel department? What have you learned about having maybe some women in your football ops?

Yes it is, you know, what's been really cool is to see their passion for football. They're sports driven. Christie has got a passion for coaching. And I don't think Mical really knew what scouting was, but one thing that impressed me about her, in our interviews on Zoom, was her desire to evaluate athletic skills of players and how they fit different

# JON ROBINSON

roles on a team regardless of sport. She worked for the Vanderbilt football program for a little bit. So she had some exposure to that. And once she got in here, she really took it upon herself to evaluate players on her own, when we would discuss players who were on the street, who were looking for a shot to come into camp, she would try to dig up film and watch those guys, as we talked about them, so that she would have some understanding of their skill set and how they might fit our football team. So that was one thing that I thought was really, really cool to watch her kind of take the bull by the horns. And to learn now what we're trying to do here in the personnel department.

This is the first year of this internship program in Tennessee, where do you think it goes from here? How do you envision it growing?

This is something that we definitely want to continue based upon the way that the two candidates attacked the opportunity this year. Obviously, their performance led to extended internships. And I told Mical, we'll see how things go here, that this may lead to a permanent spot for you here. Moving forward, we'll see how that goes. But I would say that, if a spot opens up in the scouting world, you'd be the leader in the clubhouse based on the way that you conducted yourself. Now, all internships are kind of like an extended interview if you will, and she's aced it so far. So, I think that we'll continue to do this program to bring more ladies in and expose them to what we do to see if there is a passion that they have there for this side of the game.

How have Mical and Christie impacted your team in the time they've been with you?

Mical and Christie weren't intimidated at all by stepping into a pro football environment. They were extremely coachable. They're willing to learn. They attack whatever tests we gave them and still do. They didn't shy away from wanting to attack the opportunity. I

think that says a lot about them. And I'm extremely appreciative for (Strunk) and the rest of the organization supporting our endeavor to create diversity in our workplace.

You mentioned that you conducted the interviews for this internship role on Zoom. How has everything you do scouting-wise and running a personnel department changed this year, and how will college scouting be different this fall?

If you go back a couple years, that technology with video and scouting has changed the way you do school calls or you go to visit college campuses to scout players in the fall anyway, because you have all the access to the film on your iPad pretty quickly. So, in the old days when I first got into the personnel business in scouting, you had to physically go to the school and get the film tapes and go down to a thing to watch them and then take them back to the coach, you know? You don't really have to do that now because everything is pushed to you through a cloud, a server, and you have it on your iPad. And I think that maybe some of the interviews and the meetings that you typically have on campus, those will be virtual now. I do think there's some authenticity to being able to go on campus and watch players practice and talk to different people within that college department and that football program about the players. I think that's an important part that we're obviously going to miss out on because of all the restrictions with COVID. But were able to pull off a draft, virtually. I had my doubts in early April, but it ended up going off, I would say, without a hitch. I think that's one thing that we'll look at is a way to take things that we've learned from this pandemic and incorporate it so that we can continue to work smarter, and not necessarily do everything the hard way.

Could that apply to some in-season things too that have changed in 2020, like having more flexibility with the injured reserve list and expanded practice squads?

From a club standpoint, you know, we want to try to have as many of our players that we're going to count on game day as possible to be available. Certainly, the flexibility with the rosters and the way they've adjusted the IR roles we've been able to pull everybody back has been that's been helpful for us. And we'll see how that adjusts moving forward.

You guys are 2-0, what have you learned about your guys through two weeks? How do you feel about the way that you guys won those first two games — the crazy game in Denver in Week 1 and then against Jacksonville last week?

I think it's just hard to win in the National Football League. Regardless of who you're playing, everybody's got good players. And it boils down to execution and making plays when they count and having the mindset that when the game's on the line that you're going to rise to the occasion, you're going to have some mental toughness to push through tough times and find a way to win it. And I think that's what we've done the last couple weeks, we've weathered the storm and at the end of the day, we found a way to execute at the crucial moments in those situations where those handfuls of four or five plays come down to you winning or losing.

###

## HOW MIKE VRABEL WENT FROM TRASH- TALKING LINEBACKER TO TOUCHDOWN- CATCHING TIGHT END

**BY TRAVIS HANEY**  
**THE ATHLETIC**  
**NOVEMBER 7, 2018**

It's been more than a decade since Christian Fauria played for the Patriots, but there's no statute of limitations for ball-busting in the world of Boston sports radio. So the former tight end is more than fair game for his daily show on juggernaut WEEI.

A regular gag from callers: How did you let a linebacker steal all those touchdowns from you?

"It became this running joke back then," Fauria said. "And it's still going now, only with people who call our show."

The calls are about Mike Vrabel. We'll call him the Original Touchdown Vulture. He leached away scores from Fauria and other New England offensive players from 2002-08.

Vrabel caught 10 passes for 10 touchdowns in his time as a Patriot. He added two more scores with Kansas City from 2009-10, as his playing career wound down.

Now in his initial season as Tennessee's head coach, this week marks the first time that a Vrabel-led team will meet mentor Bill Belichick and the franchise with which he's most associated. Belichick on Monday even stumped for Vrabel to be in the Patriots Hall of Fame.

"He's one of the best we've ever had," Belichick said.

Touchdowns certainly help the legacy. Touchdowns on the biggest stage help even more. Scores in New England's wins in Super Bowl XXXVIII (vs. Panthers) and XXXIX (vs. Eagles) cemented the status of the creative formation,

throwing a 250-pound linebacker in there for goal-line situations.

And then throwing to him.

"Had it not been in the Super Bowl," Vrabel said. "I don't know if it would have been what it became."

That includes people in Boston still talking about it, news that clearly delights Vrabel when he hears about it. Immediately, in a single Cheshire grin, it becomes obvious who Vrabel was as a player: He was equal parts dedicated student of the game — and notorious trash-talker.

He loved to needle anyone and everyone who came into his atmosphere, even that hooded curmudgeon in charge of the whole operation. No one was safe.

"He used to drive us crazy in practice," said former New England offensive coordinator Charlie Weis, adding that Vrabel and safety Rodney Harrison often practiced with the scout team. Weis said it allowed them to get full-speed reps against the first-team offense, keeping them sharper.

It also made the banter more lively, especially when it came to quarterback Tom Brady.

"They would talk trash to Brady the entire practice," Weis said. "They were always fired up."

Switching sides: Vrabel the 'traitor'

Ah, but that back and forth then made Fridays interesting. That's when Vrabel, at some point during practice, would migrate from the defensive side to the offensive huddle for the team's goal-line work. That made him something of a traitor to outspoken defenders such as Harrison, Willie McGinest and Tedy Bruschi.

He very suddenly became the target of the chatter. Instead of being in pursuit, he was being pursued.

"The worst part was when I'd have to go on the other side," Vrabel told *The Athletic* last week. "The

defense would be like, 'We're going to freaking kill you.' It's Rodney and it's McGinest. It's Bruschi. They're just talking. They were trying to knock the shit out of me."

In those Friday practices, Vrabel essentially wound up on an island. Defenders were trying to hammer him; offensive players were rolling their eyes as this defector appeared in their midst.

"What's up, fellas?" he'd say as he arrived in the huddle, ear-to-ear smile on his face.

"He came to take away our touchdowns," Fauria said. "Look, it's not like they're handing those things out."

"He already had this big ego and he was already established. It was like, 'Great, now we have to hear about him scoring touchdowns? Now we've got to deal with this, too?'"

Belichick was establishing his wizardry. He'd later do the same thing on the goal line with a 6-6, 305-pound offensive lineman (Tom Ashworth) and a 6-6, 317-pound defensive lineman (Richard Seymour).

"I just thought, 'Bill's just fucking with us. This is part of his master plan to show he's a genius and we're getting screwed because of it,'" Fauria said. "He said, 'I can put a linebacker at tight end, or a receiver (Troy Brown) at defensive back.'"

Fauria then imitated a Belichick-ian evil-genius laugh.

Genesis of the formation

The beginnings of the move came not with Belichick or Brady, but the quarterback who preceded Brady. As a rookie, Vrabel and his family received invites to hang out at Drew Bledsoe's home. Bledsoe, like Vrabel, had young children. After the two became friends, Bledsoe then invited Vrabel to come out with him for pregame warmups.



# MIKE VRABEL

Vrabel would run tight end routes in those pregames, just messing around.

But it caught Bledsoe's eye. Vrabel was actually quite good at it. Bledsoe passed along the recommendation to Weis.

Weis didn't recall Bledsoe's rec, but he did remember being shorthanded for a 2002 game in San Diego. He said there was a mini-tryout among defensive players for the role as the team's third tight end. Vrabel easily stood out, perhaps in part because of that pregame route-running.

Against the Chargers that day, Vrabel caught the first of his 12 career touchdowns.

"It was as if he'd been playing tight end all along," Weis said. "He was physical. He was athletic. He could really catch the ball. He wasn't a stiff out there. He wasn't some glorified lineman playing tight end. He was just the way he is with everything else, too: He was conscientious. Knowing what to do was important to him.

"We had confidence in him from when we first put him in there."

Still, there was some adjustment required, particularly when it came to the sanctity of Brady's offensive huddle.

The third day Vrabel practiced at tight end, he got open in the middle of the field. He turned into a Pop Warner player, waving his arms emphatically to get the quarterback's attention.

"Tommy! Tommy! Tommy!" Vrabel yelled.

The ball didn't go his way. Vrabel trekked back to the huddle, where Brady was there to meet him.

"Don't ever do that again if you want me to throw you the freaking ball," Brady told Vrabel.

"I thought I was open and that's what you did. I didn't know," Vrabel said sheepishly. "I saw

Randy Moss do it. ... I learned the Brady etiquette, I guess."

Brady Lesson No. 2: Celebrate with the offense when you score.

As Vrabel began to score with regularity, beginning in 2004, he would sprint from the end zone to the sideline to celebrate with his defensive teammates.

"Tom would be like, 'If you ever run off the damn field again ...'" Vrabel said. "I was excited, you know? I would just start sprinting and go to the defense.

"Tom would say, 'Don't you ever run off.' I said, 'OK, I got you.'"

A natural receiver

Looking back, Vrabel thinks the best catch he had came in a 2006 game in Green Bay.

Officially, though, it didn't count; it was one of just four times in his career that he was targeted but he didn't make the catch. Brady was trying to throw the ball away in the back of the end zone, but Vrabel read his quarterback's eyes and broke toward the base of the goal post. He got one foot in, and then the other — but his elbow hit before he could get the second foot down.

It was an objectively outstanding play, regardless whether it counted.

"He really had to show some athletic ability," Fauria said. "I remember walking off the field and thinking, 'Damn, that was a good catch.' That was a pro catch. That wasn't a gimmick of some tackle being eligible."

The best official catch for Vrabel was a 2004 score in a win in St. Louis.

Current Titans tight end Luke Stocker watched a YouTube clip of that touchdown, nodding as Vrabel made a nimble grab in the back left corner of the end zone with a defender trailing him.

"The thing that impresses me is that he lines up his eyes and his hands; that's next-level for what you're taught as a receiver," Stocker said.

Stocker added that he hadn't seen much of Vrabel's pass-catching highlights, but the Titans roster has a certain awareness of who Vrabel was — a three-time Super Bowl champ — both defensively and offensively.

Vrabel was a first-team All-Pro selection in 2007. He finished his career as a linebacker with 740 tackles, 57 sacks, 19 forced fumbles and 11 interceptions.

"Guys know his pedigree and what he's been through, who he was in the league and where he's been," Stocker said. "He definitely has clout."

But he's remained playful as a coach, teasing players the same way he did his former teammates and coaches. He almost had a little-brother persona as a player.

Vrabel took particular delight in jabbing at Moss when the Hall of Fame receiver arrived in 2007. As Vrabel would trot in for goal-line situations, it often meant Moss was out of the game.

Vrabel would find Moss, mockingly pointing to the sideline.

"See ya, Moss," Vrabel would say, waving at Moss. "'You've got to go.'"

The cantankerous Moss responded about how you'd imagine.

The Patriots had first-round tight ends in Ben Watson (No. 32 overall pick in 2004) and Daniel Graham (No. 21 pick in 2002), and yet Vrabel would find a way to squeeze them.

"He was just snatching away our freaking reps," Fauria said. "It was such a Bill thing. One of those tight ends was coming off the field because Vrabel was going on the field."

# MIKE VRABEL

The other linebackers were left somewhat jealous that Vrabel was the one who made the move. In the end, they'd live vicariously through him.

"All of us thought we could play tight end," said Matt Chatham, a Pats linebacker from 2000-05 and a current contributor for The Athletic. "Vrabel was really good at it, really good at framing it up."

"We were all going crazy on the sideline. We loved it. It's just funny that our guy was making plays from the linebacker group."

Transition from huddle to sideline

Weis and Vrabel's former teammates are not at all surprised to see him now as an NFL head coach. They're betting on the 43-year-old fast riser, too.

"He'll stick to a plan. He'll produce. He's smart, tough," Weis said. "He won't deviate from the plan. That's exactly what you're going to get. That's why you know he'll be successful."

Intelligence was a recurring theme from those discussing Vrabel's makeup. Vrabel often makes fun of himself about over-preparing.

"You knew Mike Vrabel was going to be a head coach somewhere in some form or fashion," said Kevin Faulk, a New England running back from 1999-2011. "He just had that coach's mentality as a player, and he used that to help himself out. He was just so smart and so intelligent. It's awesome to see."

Fauria compared Vrabel's ascent to that of Red Sox manager Alex Cora, the 43-year-old whose team just won the World Series.

"Mike has a really good personality that young guys tend to follow," Fauria said. "He's honest. He's direct. He has a lot of credibility. I think people respond to that. It was no surprise to me that he, one, became a coach and, two, rose as fast as he has."

Fauria can probably expect a few calls this week about Vrabel. He'll be ready.

"He was this snarky, condescending smartass, but he could back it up," Fauria said. "He was always backing it up."

###

# MIKE VRABEL

## HOW MIKE VRABEL BALANCES LIFE WITH A HEAD COACH'S RELENTLESS SCHEDULE

**BY TURRON DAVENPORT**  
**ESPN.COM**  
**JULY 22, 2019**

NASHVILLE, Tenn. -- Chinese takeout. That was what Tennessee Titans head coach Mike Vrabel said he was planning to eat for Thanksgiving dinner last year.

Of course, Vrabel would have liked to have joined his family for the holiday, but he had to stay at the office to prepare for a Week 12 game against the Houston Texans on Monday Night Football. That's NFL life.

Like most NFL coaches, Mike Vrabel keeps long hours even in the offseason.

Even the offseason is demanding. Here's a sample of what Vrabel's schedule looked like during minicamp:

4:30 a.m.: Leave for the office

Coaches fitness club. They pick different things to do -- sometimes they push the blocking sled. It's another bonding opportunity for them. Vrabel makes it a point to commit to finding 30 minutes for his own health. "This is a stressful environment. I have to remind myself to take care of myself mentally and physically."

Breakfast

Plan team meeting

Meet with coordinators

Meet with director of sports medicine Todd Toriscelli to talk about the health of the team

Sit in on different position meetings

Stop by the training room to talk to players

Practice

News conference

More meetings, review practice film

6 p.m.: Leave the office

In addition to his responsibilities at the facility, the Titans' community events in the evening can keep Vrabel out later.


"If there's something going on at night, I have to get some more work done during the day so that I can get out for that appearance or event," Vrabel said.


The second-year head coach always has football on his mind, continuously evaluating ways to improve his team. But he's also a family man who strives to stay involved with his wife, Jen, and two sons, Carter and Tyler. How does he balance the two?

In short, it's maintaining priorities despite numerous demands of the job.

Staying connected

Vrabel's oldest son, Tyler, is a 19-year-old redshirt freshman offensive lineman for Boston College. Sometimes Vrabel flies up to Massachusetts to check out Tyler's games if the Titans have a bye week or a Thursday night game.

BC Football 

Great to have @tylervrabel\_ and @CoachVrabel50 in the  for Tuesday's practice.#WeAreBC

His younger son, Carter, 17, is a pitcher on Father Ryan High School's baseball team in Nashville. Vrabel has no problem wrapping up his day at St. Thomas Sports Park to take in Carter's games, even if one of them starts at 4:30 p.m.

"You love what your family loves. There's a lot of baseball games. Carter loves baseball. When there is a baseball game, I am leaving," Vrabel said.

Since Carter is at games or practice a lot, Jen doesn't cook as much as she used to. But Vrabel said his favorite dish she makes is lemon chicken with pasta. Jen said she got the recipe from Heidi Bruschi, the wife of former New England Patriots teammate Tedy Bruschi.

"She made it the first time we went over to their house for dinner. I was like, 'I need this recipe!'" Jen said.

Staying connected with family is something Vrabel stresses to members of his staff, too, especially during the offseason.

"I tell our staff that we work too much during the season for any of our guys to miss something that their family has in the offseason. That's not healthy for their families," Vrabel said while sitting at his desk after a minicamp practice in June. "It's not healthy for them. They're not going to be productive here at work if they're thinking, 'Man, I wish I was at that game.' If their kid has a game or a dance recital, I need them to be involved in that."

Vrabel's assistants appreciate his work-life philosophy. Defensive coordinator Dean Pees was especially thankful to Vrabel for allowing him to go to Canton, Ohio, last year during training camp for former Baltimore Ravens linebacker Ray Lewis' Hall of Fame induction ceremony. Pees will be taking the trip once again this August when Ravens safety Ed Reed is inducted. Both players played for Pees in Baltimore.

"Coach Vrabel does a great job of giving coaches long weekends off during the offseason, along with several full weeks off during that same period," Pees said. "We have almost five weeks off in the summer. During the season, he is a head coach that doesn't watch the clock. It's get your work done and go home -- myself along with all the coaches truly appreciate that."

Navigating the season grind

# MIKE VRABEL

Strangely, coaching in the NFL has afforded the Vrabels more time together than when he was a linebackers coach at Ohio State.

"Fridays are always our nights because we have a teenage son that doesn't want to hang out with Mom and Dad, so he goes to high school football games," Jen said. "It's fun. He's usually home earlier, and we grab dinner. When he coached in college, he really didn't have a night like that, so we cherish that night. It was the same when he played. Fridays were always the best. It became like a date night or family night."

But on other weekday nights during the season, Vrabel can get home from the facility as late as 11 p.m. He needs time to wind down before he can sleep -- that's when he has to fight poor eating habits. Vrabel shook his head at the thought of all the late-night snacks and leftover pizza he has put away.

Eating healthy in season can be tricky. Like most team employees, Vrabel mostly eats what is provided at the team facility. He loves the Buffalo chicken wraps.

"I've been hammering too many of those. They put them there, and every time you walk by, you're tempted to grab one," Vrabel said with a smile.

Despite the workaholic NFL culture, Mike Vrabel still manages to get away with his family, including his wife, Jen, and his sons Tyler, center, and Carter, right. Courtesy of Mike Vrabel

On weeks when the Titans have road games, Vrabel doesn't see his family much on Saturdays or Sundays. Vrabel and his wife primarily text each other to keep in contact. Back-to-back road games are the worst because there are times when the team returns to Nashville late at night so Vrabel might not see his family on consecutive weekends. Jen bought Mike an inflatable queen-sized mattress for the occasional nights when he has to crash at the office.

Sleeping at the facility is something Vrabel tries to avoid. But sometimes it's necessary to save time and get a jump on the next day.

Home games afford him a chance for more family time. Vrabel goes to the facility around 12:30 p.m. on Saturday but returns in time to chill with the family. "We like to sit around and watch college football," Jen said.

After a casual college football scouting session, Vrabel heads to the team hotel around 7 or 7:30 p.m. before a home game. The Sunday afternoon games allow him to get home earlier and see his family before going back to work Monday.

So what do the Vrabels do to get away from the grind? They planned an RV trip to Atlanta this summer. Vrabel laughed as he told the media that he did a good enough job on a similar trip last year to talk Jen into taking the journey again. Sitting behind the wheel on the four-hour trip gave him plenty of time to think. Although it's the offseason, the relentless pursuit of finding an edge over the opponent won't allow Vrabel to detach from football entirely, especially with training camp rapidly approaching.

"I think it all the time. You're always thinking about a play or a player throughout the course of your day or night or time off," Vrabel said.

###

## **TITANS HC MIKE VRABEL CALLS FOR "INCLUSION, DIVERSITY, EQUALITY, OPPORTUNITY"**

**BY JIM WYATT  
TENNESSEE TITANS  
JUNE 2, 2020**

NASHVILLE – Mike Vrabel wasn't scheduled to be on a Zoom conference call with reporters on Tuesday.

But the Titans head coach jumped in ahead of his defensive assistants scheduled to speak so he could tackle a topic that's important to him and the players he coaches: social justice issues, and the need for unity in our society.

Vrabel admitted that he did not see the issue as clearly as he needed, and he challenged leaders everywhere to do better.

Vrabel said he's had a number of conversations with Titans controlling owner Amy Adams Strunk and General Manager Jon Robinson in recent days in the wake of George Floyd's death in Minneapolis, and the protests that have followed across the country, including in Nashville.

And he's also had numerous talks with his players.

Mike Vrabel: Important to Respect Each Other to Make Positive Change

"There's just some things I would like to say: First, I'd like to first acknowledge my own personal privilege, one that is real," Vrabel said. "And I'd like to acknowledge a social blind spot that either I was unaware of or chose not to see. I've had the unbelievable opportunity to listen to our players the last two days in our team meetings. I listen to them with an open mind and hear and learn what they believe in and how they feel. Amy, Jon and myself have tried to put great people and great fathers and great husbands and great student-athletes onto our football team, and the majority of

those men are African-American with a much different experience and background than I'll ever know. And by listening and understanding those thoughts and feelings, and how they feel, has helped me recognize what is important, and what is important is we find ways to respect each others' feelings, that we respect each others' beliefs, that we respect each others' efforts to make positive change in our community where we work, the communities where we live and the communities where we grew up."

Vrabel also talked about his upbringing, and about the definition of leadership, while also addressing the role race relations play in a sports locker room.

"Being an only child of a basketball coach, playing for the Ohio State Buckeyes, Pittsburgh Steelers, and New England Patriots and Kansas City Chiefs afforded me a great luxury of seeing how successful locker rooms are built and managed," Vrabel said. "They're built and managed on fair competition, love, loyalty, accountability, teamwork. What they're not built on is race, creed, color or money.

"I would say that in closing, leaders are prepared, leaders take decisive action and inspire a group of people towards a common goal. That common goal is inclusion, diversity, equality, opportunity. So, on behalf of the Tennessee Titans – our owner, our general manager, the head football coach, our staff – we want to support and will continue to help lead our players as we work towards that common goal."

###



## TITANS BEING MOLDED IN MIKE VRABEL'S IMAGE

**BY TERRY MCCORMICK**  
**TITAN INSIDER**  
**AUGUST 31, 2020**

One of the underplayed reasons the Tennessee Titans might have an edge in this football season being played through a pandemic and being clouded by social unrest is the man leading the charge for them.

In Mike Vrabel's very first game as the Titans head coach, he was forced to navigate the team through two lightning delays that caused the game to last about eight hours. The Titans didn't win that day in Miami, but it showed signs that a rookie head coach in his first game could handle stressful situations.

Through two-plus years now, Vrabel has weathered a quarterback change and his fair share of play calls and decisions – some that worked and some that didn't and were called into question.

### Adapting to change

Now as he prepares the Titans for a season that had no off-season and now is being further complicated by sports becoming intertwined with politics and social issues, it appears that Vrabel might just be the right man to navigate those choppy waters.

His coaches and players certainly seem to think so. Consider how he had their back and regrouped last Thursday when players decided not to practice and he turned the day into one of discussing issues that face both the players and the nation.

"Each day that we come in here we try not to be on a script. We have a schedule, and sometimes we reserve the right to change it just like we did today, and you go in a different direction," Vrabel said Thursday of the cancelled workout.

That decision did not seem to surprise anyone associated with the Titans that knows Vrabel as a man.

"He's extremely smart. I've been around a lot of coaches over my career and Mike is very thoughtful. He doesn't do anything or make any decisions without thinking about it," defensive line coach Terrell Williams said. "That's the thing I appreciate about him, compared to some of the other guys I've worked with in the past. He's extremely thoughtful. He cares about our players. He cares about all of us and our families. I don't think there's anybody more equipped to handle this unique situation that we're in right now."

Williams recounted a personal matter he went through this summer where Vrabel had his back.

"He's thoughtful. I went through a situation this summer, a personal situation, and he cares about me like he's part of my family, and I think that's what everybody needs right now in these different times," Williams said.

### Tough love

That said, don't get the impression that Vrabel is a touchy-feely guy in any way. He cares about his players and coaches, but also fits that neatly within the framework of what helps the team win - always.

"As far as handling our football team, I think he's perfect for this football team. His coaching style is he's direct," Williams said. "If he has something to say to you as a coach or to you as a player, he isn't going to dance around. He's going to tell you what he needs to say and keep rolling on."

Quarterbacks coach Pat O'Hara said Vrabel's passion for both people and football permeates throughout the Titans' locker room.

"I think he's passionate about people, and he's passionate about this football team. There's nothing more important to him than this team other than his family. He's a

tremendous leader, one of the best I've been around," O'Hara said. "Players respect him because he's done it. He holds everyone accountable. He encourages players to hold their teammates accountable. He's all about the team. He kind of reflects the outcomes that he wants to get. He wants guys to play hard - that love football. He played hard and he loves football. Guys that play here kind of share that same philosophy."

### For the boys

For Vrabel, he said it is about sacrificing yourself for the team and making the team part of your family.

"I think one great theme of being a great teammate is that you care more about the people next to you than you do yourself, because you always are going to have to, somehow, put someone else's well-being before your own," Vrabel said.

Part of the Vrabel way is centered on what is best for the team, and knowing that the team comes first.

"I love Coach Vrabel. Me and him are very close. Some of the things he preaches, some of his core values, things he talks about at practice – just the values we have in football. He treats his players like brothers, he treats his staff – it's just a family feel," safety Kenny Vaccaro said. "He preaches to us all the time, 'There's no white, black, purple, green.' We're all in this together. I just wish everybody could experience the locker room. (Mike) Vrabel, he's a reflection of our leadership and our team. When you think of the Tennessee Titans, you think of Mike Vrabel and everything he believes in."

Veteran coach Jim Haslett, who once coached Vrabel as a player and now works for him, has been impressed since coming aboard this year.

"He's a guy that loves football. He's very knowledgeable in all aspects of the game. He loves coaching. He loves being around the players,"

# MIKE VRABEL

Haslett said. “He’ll coach everybody and anybody. You can tell he loves football, and that’s the kind of players he wants – guys that love football and want to be around and work hard.”

Whether it is counseling players through difficult times or grabbing the blocking pad to help an outside linebacker with his pass rush technique, Vrabel’s approach is to be involved.

“From my perspective, Mike Vrabel is a hands-on head coach who is very detail oriented and is involved in all three aspects of the game. He wants to impress the same competitiveness on every single play, every single drive, every single game that he had when he played and put that into our team and make it the blueprint,” safety coach Scott Booker said.

And that blueprint starts with the pipeline between Vrabel and his players.

“For Mike, it’s about the players,” O’Hara said. “He believes that the players come first.”

###

## **TITANS' VRABEL DETERMINED TO KEEP SUICIDE-PREVENTION MESSAGE GOING: 'PEOPLE ARE THERE FOR YOU'**

**BY MIKE JONES  
USA TODAY  
SEPTEMBER 30, 2020**

Mike Vrabel couldn't let the call for help go unanswered. Not this one.

Like countless others, the request for assistance reached the inbox of the Tennessee Titans head coach. But this message from the Jason Foundation -- a Tennessee-based mission dedicated to preventing youth suicide -- grabbed Vrabel, and the coach concluded that he had to act.

Since 2000, the Titans had donated proceeds from their specialized license plate program to the Jason Foundation and nine other Nashville-area charities. But when broached about lending his voice to the cause, Vrabel eagerly obliged, determined to help fight the "Silent Epidemic."

Throughout September (which is Suicide Prevention and Awareness Month), he lent time and resources to the Jason Foundation. He also has done a series of public service announcements as part of the organization's educational programs geared toward equipping young people, educators and parents with tools and resources to help identify and assist at-risk youth.

Tennessee Titans head coach Mike Vrabel wants to keep the message of suicide prevention going all year round.

But as September draws to a close, Vrabel doesn't want the message to fade into obscurity. Although the Suicide Prevention and Awareness Month campaigns may end, the coach intends to remain vocal about preventing suicide.

"It's something that's critically important, not only to the suicide prevention, but the mental health and well-being of our adolescents,"

Vrabel told USA TODAY Sports in an interview last Friday. "I've got a 20-year-old son and an 18-year-old son, and obviously, the environment they are growing up in is different than the environment that I grew up in with the social media and the make-believe that's portrayed on those avenues.

"So, I really want to spread awareness and try to help prevent what is the second-leading cause of death in people 10 to 24 years old."

The mission is important to Vrabel, not only because he's the father to young men but also because of two painful experiences within his football family.

In 2012, Hall of Fame linebacker and New England Patriots teammate Junior Seau took his own life.

Vrabel still remembers the day he learned of Seau's death. Then an assistant coach at Ohio State, Vrabel was on a recruiting trip in Indianapolis.

Vrabel recalled, "It was a pretty traumatic experience for all of us. ... He was a great teammate and I was lucky to have spent time with him."

Then, in the June 2019, one of the Titans' equipment assistants, George Cheng, died by suicide, shaking members of the organization.

When the Titans players returned to the area for training camp roughly a month later, Vrabel, who attended the 28-year-old Cheng's funeral, began talking with his players about the importance of communication and accountability as tools to help prevent suicide. A year later, the partnership with the Jason Foundation has strengthened Vrabel's resolve and message to his players, the team's fans and his sons.

"The one thing that the Jason Foundation has tried to educate parents and teachers about: what the warning signs could be. If you're not sure, you have to make sure. Or, you're telling someone else,

'I'm not sure about so-and-so.' It's not unlike a player that may have had on the field with a head injury. You tell someone, 'Hey, I'm not sure, but he's not seeming like himself.'"

As Vrabel points out, simple check-ins with loved ones can wind up making a difference. So, whether with his children, former teammates or Titans players, he makes a point of keeping those lines of communication open, while also maintaining transparency.

"It's about providing a safe space for them to talk," Vrabel said, discussing talks with his sons. "I think it's important to share my own personal feelings and fears. Again, I've learned through my own communication and therapy that when you're in the river, one side is anxiety and one side is depression and you're trying to steer clear of those. You're trying to steer clear of worrying about the past and trying not to worry about what could happen wrong in the future. You're trying to focus on the present."

The coach understands the mental anguish that isolation and loneliness can create. And that's part of the reason why immediately after his playing days, he got into coaching, believing that maintaining an active life would help guard against depression. He encourages healthy habits, but more than anything, he hopes to convey the message that it's always okay and important to reach out to others for help.

"Suicide is not the answer to a bad day or a bad week, and if you feel hopeless or sad, there's someone willing to help you, to listen, to talk to you," Vrabel urges. "Whether it's a coach, a teacher, your parents or an aunt, uncle or a friend, you have to understand that there are always people that will be there for you no matter how bad you feel."

# ARTHUR SMITH

## **FROM QUALITY CONTROL TO OC IN THE NFL, ARTHUR SMITH WORKS HIS WAY UP**

**BY DON WADE  
DAILY MEMPHIAN  
FEBRUARY 10, 2019**

Almost two decades earlier, Arthur Smith had been a football-crazy teenager hanging around the one-year wonder that was the Memphis Mad Dogs, a Canadian Football League team owned by his father, Frederick W. Smith, and coached by Pepper Rodgers.

Now it was Oct. 19, 2014, and the Tennessee Titans were playing in Washington at FedEx Field. Arthur Smith was on the Titans' sideline as assistant tight ends coach. His father, the founder, chairman and chief executive of FedEx, had come to the game with Rodgers, a former Redskins executive, and still a great friend who back in their Mad Dogs days used to play tennis with Fred at his East Memphis home.

"I went down on the field with Fred and I was as proud of Arthur as I would be one of my own," said Rodgers, now 87. "His dad wields a lot of power, but none of it has had anything to do with Arthur's football career. Arthur has worked and earned his way."

Most recently, Arthur Smith has worked his way into the title of Titans offensive coordinator. He succeeds Matt LaFleur, who left to become head coach of the Green Bay Packers. Smith, 36, will be the fifth play-caller in as many seasons for quarterback Marcus Mariota.

Smith's climb with the Titans started in 2011 when he was a defensive quality control coach. It was a rung-by-rung ascent. The next season he worked in offensive quality control and then in 2013 he coached the offensive line and was also a tight ends assistant coach. He focused just on coaching tight ends in 2014-15 and was officially promoted to the lead post for that

position group for the 2016-18 seasons.

Smith, in an interview with The Daily Memphian, called the quality control positions "entry level jobs in the NFL," adding, "when you're a grad assistant in college, it's almost like you're a gopher. My number one job was to break down film and run scout team. And then as time goes on, you get more responsibilities."

He comes to the OC position having never been a play-caller. Which might be cause for some nervousness among the Titans fan base. But if Smith has any fear, doubt, uncertainty – whatever you want to say – it doesn't show.

"You've got to start somewhere," he said.

Loving the game, learning from the game

After graduating Yale University in 1966, Fred Smith served as an officer in the U.S. Marine Corps until 1970. The mindset never entirely left him.

Arthur says his dad was always a huge football fan, adding, "He didn't make us play, but he believed the discipline and life lessons in football made you tougher."

Just 36 years old, Arthur Smith will be one of the youngest OCs in the NFL. Titans head coach Mike Vrabel believes promoting Smith will help the Titans maintain an offensive cohesiveness. (Courtesy of Tennessee Titans)

In 1995, the lone year of the Memphis Mad Dogs' existence, Arthur was around the team a lot, around Rodgers enough that today he still calls him a "big influence."

Steve Ehrhart, who was general manager of the Mad Dogs and now serves as executive director of the AutoZone Liberty Bowl, remembers seeing Arthur working with younger brother Cannon, who would go on to play quarterback and safety at the University of Memphis.

"Arthur just has this wonderful way of guiding and leading," Ehrhart said. "I can remember thinking, 'He's going to be a coach.'"

Rodgers called young Arthur a "football aficionado" and older brother Richard Smith, who is an executive with FedEx, said the signs of Arthur's future success were evident early.

"He's got a tremendous work ethic. He has since he was a little kid," Richard said. "He's going to be another really bright, talented young coach moving up into those NFL play-calling ranks, which we saw most recently with Sean McVay of the Rams (who is 33). My brother's 36, so he enters that group of young play-callers.

"He's innovative, he's smart, he's strategic, he's hard-working, he's a player's coach. I'm thrilled, and not just because he's my brother."

Titans believe he's right fit at right time

Arthur Smith jumped into coaching after playing offensive line at North Carolina. One year as a grad assistant for the Tar Heels, then two years working defensive quality control for the Redskins, a stint at Ole Miss as defensive intern and administrative assistant, and on to the Titans in 2011.

Hired by head coach Mike Munchak, Smith stayed on under Ken Whisenhunt, and again when Whisenhunt was fired and then tight-ends coach Mike Mularkey was promoted to head coach. Mike Vrabel just finished his first season as head coach and it was his call to entrust the offense to Smith.

The modern NFL is first and foremost a quarterback's league, so the new OC had to be someone Vrabel believed would click with Mariota. Smith and the Titans' young QB, a player some believe still has real star potential, already have a good relationship.

# ARTHUR SMITH

“It’s what’s best for Marcus and for a lot of guys,” Vrabel told reporters covering last month’s Senior Bowl. “The foundation (of the offense) is going to be the same. There’s going to be some things that we want to do differently.”

Vrabel envisions a smooth transition in part because terminology won’t change. But there is work to do. The Titans went 9-7 last season, just missing the playoffs, and ranked 25th in total offense – 7th in rushing and 29th in passing.

Running back Derrick Henry ran for 1,059 yards and 12 touchdowns and he recently gave his personal thumbs-up to the Smith promotion.

“He has that physical mindset, which I love,” Henry said.

Smith, likewise, sees Henry as a 6-foot-3, 247-pound asset.

“He’s a home run hitter,” Smith said. “Derrick Henry’s going to be a big part of the offense.”

Opportunity earned, not guaranteed

So, Arthur Smith is getting his big chance. Call plays in the NFL at a time when nothing is off the table. If you can imagine it, you can try it, and maybe score with it.

For most of the season, the Rams and Kansas City Chiefs, fueled by league MVP quarterback Patrick Mahomes, made the numbers on stadium scoreboards dance. But as the season wore on, balance was somewhat restored.

“Kansas City and Los Angeles played wide open,” Smith said. “Early in the season, it felt like you were watching the Big 12. But as season gets later, you get a couple of injuries, and people dive so deep into film, they get an idea what you’re doing.”

The New England Patriots dived deep enough to beat the Rams 13-3 in the Super Bowl.

“You’ve got two weeks and arguably the greatest coach in Bill Belichick,” said Smith.

He may be a rookie play-caller, but Smith is under no illusions. A flashy offense that does not contribute to the bottom line might create some buzz, but won’t do anything for the greater mission or the longevity of the offensive coordinator.

“If you can look aesthetically pleasing, people like that in the short-term,” he said. “But at the end of the day, we have to win games, and it will always come down to that.”

To be sure, the NFL is not in the habit of handing out favors.

It’s something that Pepper Rodgers, who coached at Kansas, UCLA and Georgia Tech, and in the USFL with the Memphis Showboats before his time with the Mad Dogs and as a Redskins executive, knows well.

“They don’t give you stuff in coaching because your dad is a special man,” Rodgers said. “It doesn’t work that way.”

“Arthur’s gotten everything on his own and he wouldn’t want it any other way. Neither would Fred.”

###



## **'I JUST WANT TO BE JUDGED BY THE JOB I DO': TITANS OC ARTHUR SMITH OPENS UP ABOUT HIS FEDEX FAMILY, ROAD TO THE NEW ROLE**

**BY TRAVIS HANEY  
THE ATHLETIC  
JUNE 10, 2019**

After just a few minutes of chatting, Arthur Smith wants to make something clear: The new Tennessee Titans offensive coordinator does not want a story written about him.

He wants to be helpful to reporters in doing their jobs — and he understands the coordinator role comes with added responsibilities — but, no, this is not something he'd choose to do of his own volition.

"I hope you guys (media) never take offense to it," Smith said last month, sitting at a conference table inside his office at Saint Thomas Sports Park. "Some of these coaches, there's a story about them every day or a rumor about them going here or doing this. I cringe when I see some of that. I don't think it comes off well for some people.

"Like, I just want to do a really good job and be judged by the job that I do."

Smith started with the Titans in 2011 as a defensive quality control assistant — an intern position, essentially. He survived three coaching changes to eventually find himself a year ago on Mike Vrabel's staff. Vrabel retained him as the team's tight ends coach.

When Matt LaFleur left the offensive coordinator position in early January to become Green Bay's head coach, Vrabel felt confident in promoting Smith to the play-calling role.

Smith, 37, has expressed interest in one day becoming an NFL head coach. But that doesn't mean he's comfortable with the corresponding

spotlight that even a coordinator receives.

"Some of these guys, it's comical," Smith said. "They're so worried about their brand or whatever. They're so worried about trying to be a head coach that they're bad at the job they're hired to do. I could give a crap about that."

And that, in essence, defines the center of Smith's ethos. It's one he says he's adopted from his father, FedEx founder and CEO Fred Smith.

On a recent podcast with Titans left tackle Taylor Lewan, Arthur Smith said his dad — whose net worth was estimated in 2017 at \$5.4 billion — has worn the same style of plain, gray suit for decades. He said Fred Smith drives a Ford Explorer.

That's the same relatively modest vehicle that tight end Delanie Walker believes Arthur Smith drives. Smith has worked with Walker and Tennessee's tight ends in some capacity since 2013 — which was also the year Walker arrived.

"I was thrown off a little bit," Walker said of the first time he heard about the link between his coach and FedEx. "I was shocked that he was working as an assistant coach. I was like, 'Yo, you're lying. Have you seen that dude?' He drives a Ford Explorer — an old one, too.

"He doesn't talk about that. He doesn't seem concerned about that. He says, 'Oh, that ain't my money. That's my pop's money.' To see what he's done and the hard work he's put in, you can't even tell. You wouldn't have any idea."

Added Titans GM Jon Robinson: "That's Arthur. He could probably very easily be sipping a mai tai in Maui right now. But he loves ball. He coaches his tail off. I'm proud he's on this staff, really proud he's on this staff."

Fairly regularly, Walker will retweet an account called "Billionaire Mindset" that shares a

somewhat canned, straight-talk version of entrepreneurial wisdom.

Billionaire Mindset

@IntThings

Truth is debit card

Pay first enjoy later.

Lie is a credit card

Enjoy first and pay later #Deep

Well, his longtime position coach and now coordinator, in fact, has a "billionaire mindset." Or at least he's been privy to it. It's an irony that makes Walker laugh when he's asked about it.

"That's real talk right there," Walker said, continuing to laugh.

But you learn, at least in Smith's case, that deflecting from the family's fame and money is how he has gotten where he is. That's the true "billionaire mindset" for the Smith family.

He'd rather be an anonymous Smith. He'd rather work.

Hal Hunter was Smith's offensive line coach the majority of his time at the University of North Carolina.

"Of all the guys I've coached, he is in the top five in terms of competitiveness and toughness," said Hunter, now the offensive line coach for the New York Giants. "And that includes guys I've coached in the NFL, All-Pro-level players. He practiced and played at such a high tempo. He played nasty. When he got on the field, it was a totally different level from him."

After a year as a grad assistant at UNC and then a couple of seasons with the Redskins, Smith came with Washington assistant Jerry Gray to Nashville. Dave McGinnis was Tennessee's defensive line coach when Smith joined the staff in 2011.

"He's the most egoless dude I've ever been around. In this business? That doesn't happen," said

# ARTHUR SMITH

McGinnis, now the Titans Radio Network analyst. “There was no job that was too menial or time-consuming that he wouldn’t take on. Everything that he was ever asked to do, when I was here with him — he was to the nuts-and-bolts good. To the nth degree, he would do it.”

Smith’s father and family probably would have offered similar sentiments and anecdotes, but they proved reluctant to talk for the story because they didn’t want the focus to be taken away from Arthur’s accomplishments.

Months of requests through FedEx to speak with Fred Smith, or even just have questions answered via email, went unfulfilled. Each time, the FedEx PR team was polite and prompt with its replies. There were continued promises to help. It became clear, however, that the head man didn’t want to distract from his son’s story, even though Arthur is this way because of Fred and the rest of the Smiths.

Humility runs in the family, it seems.

“I’ve never been impressed with myself. That’s just the way I was raised,” Arthur Smith told me just after his introductory news conference in January. “There’s a lot of preconceived notions about a lot of people. I guess I’m thankful to my parents that they instilled some good lessons in me.”

In a 45-minute conversation in May, Smith provided a great deal of insight into his path to football and this new role with the Titans.

(Some of the responses have been edited for brevity and clarity.)

I’m sure that this has happened quite a bit in your life, especially as an adult and working around an NFL team, but is it a compliment to you when people say, ‘Oh, I would have never known ...’ when it comes to your family and the FedEx business?

Yeah, I take it as a compliment. It’s just how we were raised. We didn’t

know any differently. I remember one time I agreed to do one of these stories. Maybe it was the Durham paper or Raleigh paper. The guy wrote the story “just one of the guys.” I mean, what did he think? That I was going to get dropped off wearing an ascot?

That’s just how we were raised. My mom’s from a big Catholic family. My dad’s essentially an only child and he was an old Marine. He didn’t want us growing up to be any of that. Whatever visions people have, they stereotype you. That’s why I’ve always been affected by that. I don’t put labels on people, either. For me, it’s never “you’re from here or you did this, so you must be this kind of guy.” I’ve always been very anti that.

I think that’s always helped me here (with the Titans) because I don’t judge guys who come in from different walks of life. You prove who you are first instead of saying, “Oh, I know exactly who that guy is.” Some people look at a résumé and think, “Oh, I know exactly what that guy is like.” You could be so far from it.

But, yeah, I take it as a compliment now. I didn’t know any different, you know? It’s more of a credit to my parents than it is me.

What was it like to be part of such a big family? (Smith is one of 10 children; he’s the fourth-youngest of the 10). Does that apply at all to a life in coaching?

Awesome. I feel like I know tons of people in Memphis because we were always the house where, for better or worse, everybody would come over. My mom would always get everybody food or entertain everyone. It was like a clubhouse. I was always around a ton of people. It was like living in chaos. It was awesome. Maybe that’s why this job, it doesn’t bother me when there’s a lot of things going on.

You’ve landed in coaching. I know your sister works in Hollywood. Were you all encouraged to take whatever path you wanted and not

necessarily enter into business — or the family business?

He always encouraged us to go after your goals and find something you love to do. Maybe then you wouldn’t have to feel like it’s work.

Is it fair to say you’ve been driven by the idea of carving your own path, independent of your dad or your family’s success?

That’s why I like this profession. Hopefully, you ultimately get judged on what you do. You’re keeping score. That’s probably why I’ve always been attracted to athletics. It doesn’t matter where you’re from because you’re going to keep score.

Some people have it harder than others; don’t get me wrong. Maybe you’re from a small town or you played eight-man or seven-man football, and it was hard to get recruited. At the end of the day, when that game starts, it doesn’t matter where you’re from. They’re going to keep score and you’re going to be judged. I want that.

It definitely has motivated me quite a bit. I don’t want to say it’s proving people wrong, but you’re proving yourself through the competition of it. “Here I am. Let’s go. You give me your best shot, and I’ll give you mine.”

How did you start on a path toward sports and coaching?

Well, I fell into sports because it was probably something that gave me an identity. I started playing (football) when I was 9. We didn’t have it at the school; I was at a small Catholic school in Memphis. I wound up playing out in the county league. The county league in Memphis — it’s still going on, the Shelby Youth Sports.

You want to talk about an eclectic group. It was every walk of life in Memphis, playing in this county league. Looking back on it, there were some real beauties of coaches there. Out in the country, you’ve got everything. I made some awesome

# ARTHUR SMITH

friends playing football. I became obsessed with it. When you're little, you try to find something you're good at. That's what I found. I just kind of stuck with it from there.

I believe you had a couple of brothers who played football? And your dad played, too, right? So it had kind of been thematic for the family?

Absolutely. He didn't have a dad growing up. His dad passed when he was 4, so he didn't have a dad. My grandmother remarried, but his high school coach had a huge impact on him. He thought it was a great game. He didn't push us toward it, but he definitely encouraged us if we wanted to play. It had such an impact on him.

When I spoke to Hal Hunter, your college offensive line coach, he talked about you dealing with a serious foot injury at UNC. He said you were almost forced to quit football. What happened?

I was determined I wasn't going to let it stop me. Going into my redshirt freshman year, I'd had a good camp. I was all fired up. Because of injuries, I wound up starting Week 1, and we got our butts kicked by Miami of Ohio. It was Ben Roethlisberger. We took a lot of heat for that (loss), because no one knew who he was at the time.

We came back the next week and played Syracuse. I get to make the start. I'm so geeked up that I jump offside on the first play of the game. It was a national TV game, an ESPN game, in the Carrier Dome. I mean, I was so geeked up. I remember some of the older guys in warmups telling me to calm down.

I may have given up a quarterback hit early, too. I finally settled down. We were rotating in, and I just didn't play very well. Come back, and I got pneumonia the next day. I don't know how. I missed a couple of practices. I came back too early and then something happened with my foot in practice. They tape me up, do an X-ray and say it's a mid-foot sprain. They tape it up.

During warmups — and I can't remember who we were playing, maybe Georgia Tech — Hal looks at me. I couldn't stop on my foot. I'd been practicing and was trying to play. He said, "You don't look right. I can't put you in the game." I had no power in my foot.

That doesn't sound like a sprained foot.

I went and got an MRI, finally, and realized I had a stress fracture in my foot. In hindsight, I should have had the surgery done right there. I didn't. I was a young guy and thought it'd just be 6-8 weeks and a boot. But it didn't heal. I came back from winter workouts. It didn't feel right. Did another MRI. The stress fracture had grown. They do the surgery there at (UNC). ... It was a pretty big surgery, but it just didn't feel right when I came back.

I'm sure that was frustrating. Were you close to quitting football at that point?

I mean, I'm sure they kicked around whether I was going to have to take a medical hardship.

The doctors felt like I was done at Carolina, but I finally went down to Robert Anderson in Charlotte. I'd gone to all these other doctors. Then Anderson comes in there, all calm, and says, "Oh, we'll fix you. You'll be fine." I thought, "OK, well, this is the first guy who's said that."

He just told me the screws were pressing down and causing inflammation. He fixes it. Six weeks later, I'm good to go. Never had a problem with it since.

Are there still screws in your foot?

Oh, yeah. I got it checked out two years ago. It's never bothered me since.

Sounds like battling through that ate up a lot of your time at UNC?

It was my sophomore year, and then I missed all of 2003. It was a long process to come back. By the time I

did come back, they'd recruited a class and this and that. You go back to the bottom of the depth chart. They were probably skeptical, that I wouldn't be back.

That probably changed my perspective more than anything; it changed my perspective on the entire game. It had all been taken away from me, and I felt like I had a new chance at this thing. All that stuck in my mind was that Syracuse game. It kept eating at me and eating at me. I played like shit. I thought, 'Man, if I never play again, that would be an awful way to go out.' That motivated me for all those years, to come back.

Thankfully, Hal and those coaches didn't give up on me; a lot of coaches would have. They would have been like, "Hey, see you later" and take your scholarship and send you on down the road. You see that a ton in college football.

Was it gratifying to come back and go out the way that you did?

Very. Absolutely. I give Hal Hunter and John Bunting — I'm glad they stuck with me. I came back in that '04 season. I broke my hand and was just like, "No, you've got to tape this up." If it wasn't a wheel, I was going to play. I just kept going and kept going and worked my way back in there.

(Smith started a few games his final season with the Tar Heels. Hunter on Smith's return: "He was so respected by the locker room. They knew what he'd done, the effort he'd made to get healthy and play. I honestly think they were more excited to see him play than anything about themselves. They were so happy he got to play.")

Hunter told me that he remembered the Monday after your last game, he walked in his office and your dad was sitting there. He said he wanted to thank him for how he coached you, not treating you any differently.

He told me that story, too. I'm not sure. My dad always tried to stay

# ARTHUR SMITH

away from any of the athletics, just because he didn't want to be the overbearing sports dad or whatever. He didn't want to do that.

Did you immediately want to get into coaching after graduation?

I was finishing up at the University of North Carolina. I wasn't really sure what I wanted to do. I almost took an internship in Hong Kong. I called a place there, trying to figure it out.

I knew I wasn't going to play in the pros. I'd talked to my head coach, John Bunting, about coaching. We'd had those conversations. He called me in February (2006) and said, "What are you doing?" I told him I had this job lined up, these interviews lined up, blah, blah, blah. He told me they had a spot in one of the GA roles. They'd had someone leave.

I took that job and I was so fired up. I was like, "Holy hell, here I am." I was getting a chance to do it. And then it was a miserable year. I think we got fired with like four games to go.

(Smith said he was working with the offensive line for coordinator Frank Cignetti, who now, coincidentally, is LaFleur's quarterbacks coach in Green Bay.)

I think UNC had won a bidding war with Ole Miss for Frank Cignetti, who was at Fresno. So, Frank comes across the country and he implements a new offense. This was his West Coast version. He was good buddies with Mike McCarthy. We ended up going through spring ball. They'd run a bunch of two-back stuff at Fresno, lead and power or bob or whatever they were calling it at the time.

He decided we were going to go full Alex Gibbs, because that's what they were doing in Green Bay. We changed after spring ball, to all this outside zone stuff. It was an ugly transition. We weren't very good. We lost the opener and it just didn't go well. We got blown out on Thursday night against Virginia and

fired with like four games to go. It was just miserable, behind the scenes.

So that was your introduction to coaching, huh?

Yeah, I was like, "If this is coaching, this sucks." (Cignetti) was an early-morning guy and the head coach was a late-night guy. You're just trying to find your way. After that, I was like, "If this is coaching, I don't wanna do this." It was just bad.

Did you think that about just college coaching? Or any coaching?

Oh, any coaching. I thought, "If this is what the profession is, this is terrible."

It definitely can be. What did you do next?

So, I was able to go to Washington as a scouting intern, doing all the scouting stuff. I loved it. I thought it was the best job in the world. You go pick up guys from the airport. You go to the combine. You're a runner, doing the (draft) board and all that stuff. I thought it was awesome.

I went in there on Memorial Day (2007), and (Washington coach) Joe Gibbs says he wants to go talk to me. I'm thinking, "All right, he's going to give me the 'nice job with the draft,' blah, blah. I was leaving to go to Charlotte for the weekend and he tells me that he had to make a change on the defensive staff.

He said, "You know how to break games down?" I told him I did. "All right, we'll teach you the defensive stuff. Our linebackers coach, Kirk Olivadotti, he's done the job a long time. He'll help you out breaking the games down and running the scout team."

(Olivadotti is also on LaFleur's Green Bay staff now.)

I swear to you, I wanted to say no so bad. But I was looking at Joe Gibbs and just said, "Yes, sir." I walked out of there and thought, "What did I just commit myself to?"

Hard guy to say no to.

The whole summer, I was sweating bullets. I was breaking games down and trying to learn all that stuff. That staff was awesome. (Defensive coordinator) Gregg Williams was awesome to work for. Jerry Gray was on that staff ... Greg Blache, Steve Jackson, Kirk Olivadotti.

It was just such a different experience, a 180 from that experience in North Carolina. I thought then, "If this is what coaching is, then this is what I want to do."

What were the other kinds of jobs you considered before the UNC GA job?

I had kicked around ideas, just like anyone when you're done with college. I thought it'd be cool to go to Hong Kong. It was going to be an internship in the financial sector. I said, "All right, do I want to get into investment banking?" I thought that'd be pretty cool. I used a connection there.

The more I thought about it, it wasn't really what I wanted to do. I had that conversation with John Bunting, it was about February; it'd been about two months (since the season). I came back kind of quick.

But I'd kicked around a thousand ideas. I can't sit here and tell you I wanted to be this or that. I obviously ended up being a coach.

You mentioned to me after your introductory presser that you'd wanted to be a coach since you were a kid, since you were like 9 or 10. So that was always there for you, in your mind?

It was always there. I just thought since I'd just finished playing that maybe I'd do something different for a different life experience. I knew at some point I wanted to get back into coaching; it just happened quicker than I expected.

So you then almost gave up on coaching after the UNC experience?

# ARTHUR SMITH

Oh, yeah. I just thought scouting might have been better. I thought it may have a little bit more stability than coaching.

Yeah, right. On that subject, you started on Mike Munchak's Titans staff, then Ken Whisenhunt's, then Mike Mularkey's and now Vrabel's. What's the secret to hanging on through coaching changes?

I mean, a lot of it's luck. It's the jobs you're in. If you're a quarterback coach or a coordinator, usually those guys don't get held over. If you're (quality control guy) or an assistant (position coach), you've got a much better shot.

Last year, when Vrabel took over, I'd been in the tight end role. I felt like I had a shot. Certain spots, you almost know those guys don't have a shot. Before that, I'd been in the QC role. Sometimes, (a new head coach) might have a guy. But sometimes if you're under contract, honestly, in the big picture, it's as simple as, "This guy's pretty competent, does a good job, keeps his head down. Do we really want to fire this guy and pay him his money and bring someone else in for 'this' amount of dollars?" I'm not sure that's what happened, but that helps guys a lot, too.

Still, it's unique to be able to climb to the OC role in the same organization and despite those changes.

I've been really fortunate. It's wild how it's worked out, when you step back and take a look at it. When I took this job in 2011, you always kind of look at it, like, "OK, awesome. Get a shot to be back in the NFL. Nashville's great," all that stuff. In your mind, though, you don't think you're going to be here that long. You hope you do a good job and someone gets a job somewhere and can move up, or whatever your goals are.

Stuff kept happening. Some of it was out of my control, when you have a transition. The difference from college, you can't leave if

you're under contract unless they fire you or give you permission. That's worked in my favor, too.

That worked in my favor during the Whiz transition. I wasn't sure what was going to happen. He kind of put us in limbo. We had a conversation, me and a guy named John Gannon, who's now the secondary coach in Indy. Both of us were in those spots. We'd shared an office and he told us, 'Hey, we may keep you. You've got a chance.'

He didn't fire us that first day. We come back from Senior Bowl. John's contract was up and he had a chance to go to Minnesota. So he weighed both. He kind of wanted to stay, but it was a better deal and so he was able to go to Minnesota. I was under contract. Whiz was like, 'Hey, we're going to hold on to you.' But I couldn't have gone if I wanted to. So it's just worked out in my favor.

The word we've heard often with this staff, and particularly with the decision to promote you, is continuity. What do you think the value of that is, especially this time of the year in the spring and summer months? An outside hire would be installing a new offense right now.

It wasn't just blowing smoke. When we come in here and go through the installs, they're very familiar with how we call formations. What mattered to me was what the players knew. Most of these guys knew this, so (this spring) when we came in here we could focus on how to get better running these individual things.

We didn't go through all this stuff where you decide what you're calling a route, like a hook or a curl. For us, it was, "Here's what we're calling it; it's what we called it last year." It's sped up their improvement cycle. The whole four weeks isn't guys breaking the huddle and wondering the language.

Is there continuity value, too, in knowing this specific franchise? (Smith estimates he's one of 10 to

12 football employees who have been with the Titans since 2011.)

Since I've been here, I've seen a lot of change in the franchise. But there's a lot of familiarity. In talking to Matt (LaFleur), that was a tough job for Matt to take. I only say that because, when you're putting in a brand-new offense and you don't know the building; you're trying to move your family; you're trying to learn everybody's name in the building.

And every building is run differently between the personnel and the coaches. That's 32 different ways, the power dynamics from one building to the next. Then you're trying to get a feel for what these guys can do. At least I've been here. I've been with Delanie going on seven years ... Marcus (Mariota), since he's gotten here. It just makes the transition a lot easier. This job would be a lot harder if I had to move to a new city and I didn't know the team. There's no doubt about that.

I imagine a lot of this time (in early spring, before OTAs and mini-camp) is spent envisioning what you want this offense to look like and be. Do you feel like there's a higher ceiling than what we saw a year ago, when the offense was ranked in the 20s in most categories?

We have high standards, but if you start worrying too much about stats and the rankings — it's like listening to criticism. Some criticism you need. You need constructive criticism. But if you start playing to always appease everybody or you're playing for (statistical) rankings, that may not be the best way to play team football.

Last year was unusual. We had a lot of random things happen, going back to the Miami game. To Matt's credit, we go and win those next two games — we knew we were going to sacrifice some numbers. We went into those games knowing there was only one way we could win those. Obviously, we called the fake punt against Houston. We made a couple



# ARTHUR SMITH

of plays on that fourth-quarter drive and made it as ugly as possible. We called 43 runs.

Are you a numbers guy, generally?

There's some good analytics out there. Don't get me wrong. The way the NFL's covered and loud, minority voices grow on Twitter, and you see, "Well, he went run-run." Well, that was the plan. That's what we had to do those two weeks.

We couldn't throw the football, for different reasons. Blaine (Gabbert) gets knocked out of the Jacksonville game, Marcus comes in there and he can't throw the ball down the field. So you're going to have to call the run. It wasn't because we disregarded some obvious tendencies. Yeah, pretty much everybody in the stadium knew we were going to run most of the time in Jacksonville.

(The Titans won 9-6 in Week 3 to get to 2-1 despite a rash of injuries.)

That game was ugly as hell. It wasn't aesthetically pleasing to the fans, but we did what we had to do, which ultimately set us up at the end of the year. The ones you want to have back are like the Buffalo game, where we turned it over a couple of times on the road. Missed some huge opportunities in that game. That game, to me, is, for sure, we deserve all the criticism in the world for that one.

To defend Matt a little bit, those two games (Houston and Jacksonville) can skew some of the end-of-year statistics. As the year went on, we had a run on injuries — we had tight end after tight end having to play. I don't think we — rarely did we ever go into the game with the same starting lineup at O-line. Blaine came in a decent number of times to finish games, started a couple. So, it was a very interesting year.

I say that in defense to Matt. You're right. I've seen some of the stuff; we were ranked in the high 20s. Now we've got this personnel and we should be a lot better.

The whole focus, what it boils down to, is whether we can get better as an offense. We'll see where those numbers are by the end of the year, but ultimately what matters is whether we can win enough games to win the division and get in the playoffs.

I remember Vrabel saying that you all had a conversation when he got here and you expressed your career goals to him. What do you remember about that meeting?

I remember it very well. I was down in Mobile at the Senior Bowl. (Special teams coach) Craig Aukerman and I drove down there to go interview with him. He asked me that question. I just answered him as honestly as possible.

He said, "What are your goals?" I told him I hoped to one day be a head coach. But I told him, "To get there, I've got to be a really good tight end coach and a really good offensive coach and play-caller." But long-term, being a head coach, that would be the goal.

Having said that, and I still feel the same way, I've got to do a damn good job at this job. I could give a crap about all the other stuff that comes along with it.

###

## **TITANS TIGHT ENDS COACH TODD DOWNING HELPING FIGHT FOR EQUALITY AS HIS TIGHT ENDS FIGHT FOR TOUCHDOWNS**

**BY JIM WYATT  
TENNESSEE TITANS  
SEPTEMBER 22, 2020**

NASHVILLE – Titans tight ends coach Todd Downing spends his time making his players better to help the team.

With their success, he wants to help make the world a better place in the process.

Downing, who joined the Titans in 2019 after 18 years of previous NFL coaching experience, started an initiative to raise money for 'The 100 Black Men of Middle Tennessee, Inc.', a non-profit organization providing resources to further the academic and social development of black male students in Nashville and surrounding Middle Tennessee.

With each touchdown by a Titans tight end this season, his family is donating \$1,000 to help with the pursuit of equality.

The campaign is off to a good start.

"That really came out of some of the great conversations that I've been fortunate enough to have with my players in the tight end room, which have been steered by coach (Mike) Vrabel and (OC Arthur) Smith, just creating an environment where we can have an open dialogue and talk with one another," Downing said on Tuesday. "It was important to us to do something together, to show unity, to be able celebrate our on-the-field performance by incorporating a cause that we knew would help with some of the issues that our society has going on today."

Downing credits his wife, Julie, for doing a lot of research to find a non-profit organization that met the criteria on a checklist important to his players.

"The 100" strives to help black males in areas such as literacy, academic achievement, self-esteem and positive lifestyle choices.

Downing's mission is to "nurture and enhance the growth, development and opportunities" for young black males by pledging a donation for every touchdown by a Titans tight end this season.

"Our family wanted to kick it off by saying: 'We stand with you, and we support you'," Downing said. "If those issue are important to you, they are important to us. A bunch of people have jumped behind it and it is off and running at a pretty good clip."

It's running at a pretty good clip, alright.

In two games, Titans tight ends have already score four touchdowns, led by three from tight end Jonnu Smith, with two coming in the team's win over the Jaguars. Tight end MyCole Pruitt also scored a touchdown in the opener at Denver. Tight end Anthony Firkser hasn't scored yet, but he has six catches for 50 yards in two games.

"I think I may have to revisit my son's college fund at this point," Downing said with a smile. "But we are appreciative to have everybody join in... I hope (the tight ends) score 100 touchdowns.

"We are excited to be a part of it, and I think it is a great initiative and we are fortunate to be in a place where we can support what is important to my players."

###

# KHARI BLASINGAME

## **BLASINGAME EAGER FOR OPPORTUNITY TO 'PLAY ON SUNDAY'**

**BY DAVID BOCLAIR  
SI.COM  
NOVEMBER 21, 2019**

NASHVILLE – Khari Blasingame knows the difference.

The newest member of the Tennessee Titans, claimed off Minnesota's practice squad last week, has been in an NFL training camp. He has played in preseason games. He even has been in an NFL locker room and involved in daily meetings and practices during the regular season.

The undrafted rookie running back out of Vanderbilt has not, however, played in a regular season game. That could change Sunday when the Titans host the Jacksonville Jaguars in the first game following their bye.

"That's big," Blasingame said. "Preseason is different than regular season. There's a lot more on the regular season. And that's everybody's dream to play on Sunday. So. I'm really excited."

When the 6-foot, 233-pounder spent time with position coach Tony Dews last week, he did more than just familiarize himself with the playbook. He said they looked ahead to the game against the Jaguars and what Blasingame might be able to do to help.

"We got some stuff in – some gameplan stuff," Blasingame said. "I'm really just trying to learn as fast as I can to see where I can get in."

As the Titans' third running back, he is an option at tailback or at fullback and offers the potential to contribute on special teams. David Fluellen, Rod Smith and Dalyn Dawkins all have filled that role at times this season. Dawkins is the only one who has touched the ball (he has two carries for two yards) and Smith is the only one of the three who has recorded a special teams tackle (he has one).

Fluellen is now on injured reserve and Smith was waived last week, a day before Tennessee signed Blasingame. Dawkins is on the practice squad.

"It's a guy that we scouted and looked at coming out of Vanderbilt," coach Mike Vrabel said. Things didn't work out the first time around (after) the draft, so we continued to monitor him, look, and try to see where he could help us. So, excited to get him some work.

"He'll play fullback. He'll play tailback. He'll play on special teams. We'll kind of see what role he carves out for himself."

The Vikings had one of the NFL's best rushing offenses led by Dalvin Cook, one of three NFL running backs who already have topped 1,000 yards rushing. He signed with them following the draft and spent the entire offseason and preseason with them. They added him to their practice squad at the start of the regular season and there he had stayed until the Titans called and offered the opportunity to be on the active roster.

With Tennessee, he joins a team that is 15 in the league in rushing offense and has two established veterans in Derrick Henry, the primary ball carrier, and Dion Lewis, a change-of-pace back who figures prominently in the passing game.

"Of course, I want to contribute on special teams. That'll be huge," Blasingame said. "And then on the offense, just finding a role, finding a lane where they need me. Fullback, tailback – whatever I can do – pass protection. I'd love to get in and do some things to help the team."

"... Minnesota, they invested a lot and helped develop me. I really had a good relationship with those coaches up there. At the end of the day, it's a great opportunity back down in Nashville with a good team fighting for a playoff spot. So, I had to come and try to get active."

# BREON BORDERS

## **AFTER GETTING CUT BY SEVEN NFL TEAMS, BREON BORDERS MAKING IMPACT FOR TITANS | ESTES**

**BY GENTRY ESTES  
THE TENNESSEAN  
NOVEMBER 24, 2020**

Titans cornerback Breon Borders doesn't mind sharing his story.

What he went through growing up, he's actually grateful for it now. It helps explain how he got to where he is, and how he broke a depressing cycle in his family and hometown. It's a story of tough lessons met by a tougher mentality.

A short memory, staying confident and positive, not feeling sorry for himself — these things have been useful for an undrafted NFL fringe player who's been cut by seven teams in about three years.

"I feel like I'm ready for anything that comes in my life," he said.

And Borders is hopeful that his eighth team is the charm. Because in his fourth NFL season, he's finally getting a real shot.

He went from joining the Titans' practice squad in Week 3 to the COVID-19 list to, not long after that, his largest role as a pro. With Adoree' Jackson injured and Johnathan Joseph released, the 25-year-old Borders has started at cornerback opposite Malcolm Butler the past three games.

"Hopefully, this will be the team for him right here," said Yvonne Bennett, Borders' grandmother.

The Titans have needed Borders. They've heaved him into the fire, too, quickly promoting him ahead of some more experienced defensive backs.

On a team that keeps demonstrating resiliency, Borders has fit in.

"I wish Breon could verbalize to young men today that think they

want to play pro football what he's had to go through from team to team, but there's a reason he keeps turning up," said David Cutcliffe, Borders' head coach at Duke University.

"... He went through a lot of tough times growing up. God is good is what I think when I hear about Breon doing so well."

'She was my world'

Borders is from Statesville, North Carolina, a town of fewer than 30,000 about a 45-minute drive north of Charlotte.

Former NFL linebacker Vinson Smith was from Statesville, but Borders grew up idolizing wide receiver Randy Moss. From a young age, Borders would point to pictures and tell his family that's what he was going to do one day.

Those aspirations didn't change over the years, even as much around Borders did.

"My immediate family went to prison for drugs when I was 7," he said. "That kind of devastated me. ... It was like a drug chain. My family was just real heavy into drugs. When one person went down, everybody went down."

From birth until almost 7, Borders was raised by Bennett. Her daughter — Borders' mother — was young. He wasn't around his father much, he said.

Three short paragraphs in the Charlotte Observer in 2002 described the event that upended Borders' childhood. A cocaine conspiracy case in Statesville, the Observer reported, resulted in prison sentences for four family members, Bennett included.

"She was my world," Borders said of his grandmother. "She was my everything. When she left, I feel like she left kind of suddenly. It didn't really hit me the first or second day. But the third day, I had to go live with my aunt. It was hard, but she instilled my core values in me that I

still hold on to today. And, I'm grateful for that."

Borders credits Sandra Reid, his great aunt and Bennett's sister, for keeping him on the right track. Bennett returned when he was 14, and Borders went back to live with her. During that stretch, Borders was separated from his brother — who lived in another home — and most of his family.

"Even though it's a messed-up situation, I feel like that situation prepared me for life," Borders said. "For seven years, I didn't see my mom, dad, my grandma, my brother. From 7 to 14, it was a huge lesson that I had to overcome. When I did, I felt like I could get past anything."

Reid had kids of her own, and she was disciplined. She told him he'd better be on the porch when the streetlights came on.

When Borders' grades slipped in middle school, Reid benched him for a football season, she said.

"I know that he missed his grandma," Reid said. "I know that, because we talked about that. And he did. But still, he was OK, because we were all a part of his life."

Years later, he did so well in the classroom that he ended up being able to attend Duke. Clearly, football skills didn't suffer, either.

"The actual work isn't easy," he said, "but to make the decision to work and do what I need to do, I mean, it was easy. I'm trying to honor the sacrifice that my grandma made for me."

Borders' NFL success is a growing source of pride in Statesville. It has long been a source of pride for Bennett and Reid, on and off the field.

"Even without the football," Bennett said, "just the fact he went to Duke."

Rising to the occasion

# BREON BORDERS

As a freshman in 2013, Borders played in all 14 games for Cutcliffe's Blue Devils.

In the ACC Championship Game that season against eventual national champ Florida State, Borders intercepted Jameis Winston twice.

"He just could rise to the occasion," Cutcliffe said, "and I believe that's what he's continued to do in his professional career. If you give him a shot — a legitimate shot — he's going to rise to the occasion. And he's always got a smile on his face. He's great in a locker room. He's just good people."

Borders started every game for the next two seasons. As a junior, he played the most snaps on Duke's team and led the Blue Devils in interceptions for the third year in a row.

His senior season was going ever better until he was sidelined late in the year by a staph infection. He ended up losing about 30 pounds, "and I'm already not the biggest guy," said Borders, who is listed by the Titans as 6-foot, 189 pounds.

That ordeal likely impacted his draft stock. The Raiders signed Borders in 2017 after he wasn't selected. He ended up making their practice squad, beginning an NFL odyssey from Raiders to Bills to Texans to Jaguars to the Washington Football Team to Steelers to Dolphins and now the Titans.

"Every time one team lets him go," Bennett said, "it just really breaks my heart because I know he loves football so much. He'll say, 'Well, another team will pick me up. Don't worry about it.'"

"I'm trying to look at it in a positive way," Borders said. "I'm visiting all these different cities, meeting all these different people, learning from all these different coaches. Of course, I want to be grounded somewhere, but I'm grateful to continually get picked up. I'm doing something right if I'm getting picked up over and over again."

Though Borders was signed to the Titans' practice squad in Week 3, he said he didn't actually get into the team's building until about four weeks later. He had to quarantine for COVID-19 initially because of contact tracing. Then as the team fought an outbreak, he learned he'd caught COVID-19 himself.

"I had a slight headache for maybe a day or two, but it wasn't bad at all," said Borders. The worst part might have been having to spend weeks quarantining in a hotel in a new city, all the while logging into virtual meetings and trying to learn the Titans' defense.

When the time came to play, though, he was ready.

"He's come in here and he's learned the defense," Titans secondary coach Anthony Midget said. "He's met extra with us to pick up the scheme. Every opportunity he's gotten, he's taken advantage of it. That's why he's out there playing for us now."

Back home, Titans fans are being created quickly. Among them are Borders' two young children — 3-year-old son Breon Jr. and 1-year-old daughter Ashley — who are still in Statesville.

"They're young," he said, "but I have to figure out how to teach them those same lessons and values that I was taught, but not with the same experiences."

He misses them, and he's hoping that if his time on the Titans becomes more permanent that they can move to Nashville.

If that happens, Borders' story will become more well-known — and an inspiration to those who run across it.

"I'm unbelievably proud," Cutcliffe said. "He is proof (of) what we all need to think about right now when we want to complain about 2020. ... The more I learned about what he had to overcome in his youth I just became a fan. It is a valuable lesson

that through difficult times the opportunity to grow is there."

###



# AARON BREWER

## **UNHERALDED ROOKIE LINEMAN AARON BREWER STEPS UP FOR TITANS IN FIRST NFL START**

**BY JIM WYATT**  
**TENNESSEE TITANS**  
**NOVEMBER 23, 2020**

BALTIMORE – Titans rookie Aaron Brewer had prepared as a starter all week, but as the hours ticked down to Sunday's game against the Ravens, he got emotional.

Brewer, an undrafted rookie from Texas State, was about to make his first NFL start.

"There were actually a lot of emotions (before the game)," Brewer said. "(I thought) of how far I'd come, and where I came from, and just how many people don't make it. After everything I'd been through, I went out there with my guys, and being able to fill that spot for Rodger Saffold and come out with the dub, it was amazing. A whole bunch of emotions came."

With Saffold ruled out, and center Ben Jones questionable for the game with a knee injury, the Titans knew they'd have to do some shuffling. Jones ended up starting, and Brewer ended up starting at left guard. The Titans had to make even more adjustments in-game, as David Quessenberry ended up replacing Ty Sambrailo at left tackle after he was injured during the game. Jamil Douglas had to step in at center when Jones left briefly.

Brewer played all 70 snaps at left guard on a day when the Titans ran for 173 yards, including 133 by running back Derrick Henry. Quarterback Ryan Tannehill was sacked twice in the contest.

"You know, I can tell you without watching the film that he competed his tail off," Titans coach Mike Vrabel said of Brewer, who played sparingly in five games earlier in the season, working on special teams. "He competed because I know that,

that is why he was in there. I thought he earned the right to be out there. We wanted to take a look at him. Jamil [Douglas] is a guy that we have a lot of confidence in. We just didn't know where Ben [Jones] was going to be in his efforts. There are so many guys that are battling through, that I would hate to start sitting here and naming them by name. There are a lot of guys who are playing far less than 100%. I am so proud to coach them and watch them compete. But [Aaron] Brewer, I thought he earned the right. He loves football, he competes. He is tough, and I knew he was going to fight in there for me."

Rated as a two-star recruit by Rivals coming out of Skyline (Texas) High School, the 6-foot-1-inch, 274-pound Brewer appeared in 48 games with 47 consecutive starts over four seasons (2016-19) at Texas State.

He was pumped to celebrate on the field as Henry raced into the end zone for his 29-yard touchdown run in the team's 30-24 overtime win.

"That got me excited, all riled up," Brewer said with a smile. "I am happy as hell for him, and glad the o-line could open things up, with the o-line, receivers, tight ends and running backs, everybody jut opened it up for him to get it done."

###

**TITANS WR A.J. BROWN  
ON HIS NEW HOME IN  
TENNESSEE, AND HIS NFL  
ASPIRATIONS**

***THE ROOKIE RECEIVER  
FROM OLE MISS,  
SELECTED IN THE  
SECOND-ROUND OF THE  
NFL DRAFT, IS ADJUSTING  
WELL IN HIS FIRST  
SEASON***

***(AS TOLD TO BY JIM  
WYATT  
TITANS ONLINE)  
NOVEMBER 18, 2019***

NASHVILLE – My new home in Tennessee really does feel like home.

Even before I was drafted by the Titans, I came to town on a pre-draft visit. I talked to coaches and other people with the team, and I got a good feel from them right out of the gate. From the start, I felt like this could be the place for me, even though I didn't know a whole lot about the Titans. I knew about Steve McNair since he's from Mississippi, but for the most part I didn't know a whole bunch about the team before then. Still, it just felt right.

So when the Titans ended up picking me, I was really happy because my new home was not far from where I grew up in Starkville, Mississippi, and where I played college ball at Ole Miss. And I knew from the start it was a blessing because my family would get to come watch me play.

Making things even better? My older sister, Reva, lives in Nashville, so that was huge for me. She's 28, several years older than me, so it was nice to have her here to help me get settled in. Really, that was huge for me. When you go to a new place, you want to be around your family and she would cook me home-cooked meals, and she just made me feel like I wasn't alone.

I was 21-years-old when I got drafted and going off to live on your

own is an adjustment, different from college. Having my sister here helped, but I think me just being the way I am helped too. I am a homebody. Most 21-year-olds when they get drafted are probably in the streets, running around. But that's not who I am, and it will never be who I am. My dad, Arthur, he doesn't have to worry about me getting in trouble.

A.J. Brown with his father, Arthur, and sister, Reva (center photo) who lived in Nashville prior to the Titans selecting Brown in the 2nd Round of the 2019 NFL Draft.

A.J. Brown with his father, Arthur, and sister, Reva (center photo) who lived in Nashville prior to the Titans selecting Brown in the 2nd Round of the 2019 NFL Draft.

I am all about football. I love the game, and I want to be great. I'm always working at it. When I take a break from the game, I like to watch movies, play video games. I am really good at shooting pool, so that's what I do when I have free time. It takes me away from the world and helps me get away. Sometimes I play some music and I shoot pool for hours.

But really, football is my life. I get really bored in the offseason. I mean really bored. Because you can work out all day, and work out a million times, but there is nothing like being in season and playing ball and doing what you love.

I was so excited to get started with the Titans. When I got drafted, I wanted to show what I was made of. I had a lot of expectations coming in, and I wanted to establish myself in training camp. Unfortunately, I couldn't because I suffered an injury, so I had to sit down and wait, and be patient. I knew when I came back I'd have to put myself in a position to be ready, so I got the mental part of the game down, and I leaned on my teammates.

My veteran teammates, they helped me out a lot. I wouldn't be where I am today without those guys. They

helped me out with the plays and everything, kind of like big brothers.

When I finally got healthy and more comfortable, I started to feel like myself and I started playing ball and it was good to make some plays and good to start helping the team.

Ten games into my first NFL season, I think it's gone OK as far as my expectations go. Of course, there are some plays I would like to have back, but I feel like I've gotten better and the second half of the season I want to take it to another level.

A.J. Brown celebrates one of two TDs with teammates during the Titans-Falcons Week 4 game in Atlanta.

Along the way I feel like I've also grown up a lot, too, and I've seen the NFL is a serious business. All of us as players, we support one another and are in this together and we want to win. I've already seen players come and go, and I've seen changes.

Take quarterback Marcus Mariota, for instance. I've only been around him six months and I've grown to respect that guy so much. When we played the Broncos in Denver back in October and he was replaced in the lineup, I admit that was very hard for me. I got really emotional during the game, in fact. I think that's why I got a pass interference penalty called on me, because I was so frustrated. I ended up throwing the guy from the Broncos to the ground and I got a penalty. I admit, I was crying during the play. And after the game, I was still emotional because me spending time with Marcus and really getting to know him, he became a brother to me. To see something like that happen to a great person, it was tough to deal with. I always tell him he's such a pro in the way he handles himself, and I want to be like that myself.

But I understand why decisions have to be made, and as a team and as a player you have to do your job and focus on yourself and how you can do better. I have so much respect for Ryan Tannehill, too, and how he

plays the game and he's done great. And I am going to do everything I can to be the best player I can be to help him, and to help the team.

I know I'm still just a rookie, and I know right now I am laying the groundwork for my career and I want to keep getting better and better. This is just the beginning.

I want my teammates to see me work, and I want them to know how important football is to me. I feel like I can be the best receiver in this league, I really do, and that's what I am striving for – to be the very best. And I really believe I can get there.

I mentioned my home earlier, and I know being where I am today, I have a great opportunity in the NFL. I mentioned my dad earlier, too, and he's the one who instilled in me to work hard at a young age. He's retired now, but he worked for the electric company and I remember his work ethic. He was a good athlete growing up. His sport was baseball, and he was really good at it. And he always pushed me to be the best I can be. I still remember him telling me at a very young age: If you are not trying to be the best, then you need to find something else to do. So I have to give my dad credit for giving me that competitive edge and pushing me, and now it is up to me.

I want to be successful in Tennessee. I want to prove the Titans made a smart move by picking me. I am trying to retire here. I know it is going to take a lot of work to reach my goals and to have the success I want to have, but without a doubt I am willing to work to make it happen. I am just getting started.

###

**TITANS ROOKIE A.J.  
BROWN HAS ADMIRER IN  
FELLOW MISSISSIPPIAN  
JERRY RICE**

**BY TURRON DAVENPORT  
ESPN.COM**

**DECEMBER 8, 2019**

*(Editor's note: This story originally published on May 13, 2019.)*

NASHVILLE, Tenn. -- When Mississippi native A.J. Brown flew to the Bay Area before the draft, he didn't just meet with San Francisco 49ers brass -- he got to meet a Hall of Famer who grew up not far from Brown's hometown of Starkville.

Jerry Rice, the wide receiver who redefined the position as a perennial MVP candidate in the 1980s and '90s, is from Crawford, Mississippi. That's just a 30-minute drive from Starkville, where Brown -- the wide receiver the Tennessee Titans selected at No. 51 in the second round -- was a high school star.

Rookie WR A.J. Brown took advantage of a predraft trip to the Bay Area to meet Hall of Famer Jerry Rice. Courtesy of A.J. Brown

Brown often mentions current pro receivers such as Julio Jones as players he modeled his game after, but he has no hesitation pointing out that Rice is the greatest of all time.

"I watched Jerry Rice. I go on YouTube and watch his routes. Even though he played back then, he still offers things that I can put in my toolbox," Brown said after the Titans' second rookie minicamp practice. "We're from the same area, Oktibbeha County. We connected. That's the GOAT. My people got in touch with him, and he was down from there."

Rice took Brown on the infamous horse trail at Edgewood Park and Natural Preserve in Redwood City. The trail is known as one of Rice's primary training grounds.

"When I got drafted by San Francisco, I thought about

Mississippi," Rice said during the run via a video on NFL.com. "I said if I have success in the NFL, that will open the door for so many other guys. Look at your opportunity right now. You're getting ready to live your dream."

In the video, Rice emphasized the endurance benefits he reaped from running the hill, crediting it for his ability to excel in the fourth quarter and function at his best despite being tired during his career.

If getting to work out with the greatest wide receiver ever wasn't enough, Brown even got the opportunity to wear Rice's Hall of Fame ring and his three Super Bowl rings.

Rice is proud to see another wideout make it to the NFL from the 662 area code.

"He's from my hometown and represents it the way I did," Rice said of Brown. "This kid has an amazing work ethic. I am so glad I got to spend time with him and can't wait to watch him do work," Rice said on Instagram after running the hill with Brown.

###

**BROWN REDEFINES  
WHAT'S POSSIBLE FOR  
TITANS ROOKIE  
RECEIVERS**

**BY DAVID BOCLAIR  
SI.COM  
DECEMBER 9, 2019**

With one catch, A.J. Brown raised two standards for Tennessee Titans rookie wide receivers.

The second-round pick out of Ole Miss became the most productive first-year receiver of the Titans era (1999-present) in terms of yards and touchdowns when he went 91 yards for a score in the second quarter Sunday against the Oakland Raiders.

With that one play, he blew past Kenny Britt, who had 701 receiving yards in his rookie season, and broke a tie with Kendall Wright, Dorial Green-Beckham, Justin Hunter and Tyrone Calico, all of who had four touchdown catches in their first NFL campaigns. It was a play-action pass on first down, and Brown caught the ball right at midfield, broke one tackle, outran another defender to the end zone and gave the Titans their first lead en route to a 42-21 victory.

“It was a play we talked about this week and then made an adjustment late in the week,” quarterback Ryan Tannehill said of what also was the longest completion of his career. “To go out and execute it and have A.J. not only catch it but to finish it off was huge.”

With three games still to play this season, Brown has 39 catches for 779 yards and six touchdowns after he caught five passes for 153 yards and two touchdowns against the Raiders. It was his third 100-yard receiving effort of the season and his second in the last three weeks.

“A.J. has shown time and time again that he’s dangerous with the ball in his hands,” Tannehill said. “He’s big, strong and physical. ... He’s come up big for us several times this

season and that doesn’t need to stop anytime soon. I love seeing it.”

A rundown of the top Tennessee Titans rookie wide receivers, based on receiving yards in their rookie seasons:

Player | Drafted

Year | Yards | Receptions | TDs

A.J. Brown | Second round

2019 | 779 | 39 | 6

Kenny Britt | First round

2009 | 701 | 42 | 3

Kendall Wright | First round

2012 | 626 | 64 | 4

Dorial Green-Beckham | Second round

2015 | 549 | 32 | 4

Tajaé Sharpe | Fifth round

2016 | 522 | 41 | 2

Corey Davis | First round

2017 | 375 | 34 | 0

Brandon Jones | Third round

2005 | 299 | 23 | 2

Roydell Williams | Fourth round

2005 | 299 | 21 | 2

Courtney Roby | Third round

2005 | 289 | 21 | 1

By halftime, which ended in a 21-21 tie, Brown had four receptions for 141 yards and two touchdowns. He added one in the second half.

The long touchdown catch, though, was all he need to separate him from his current teammates on this day. It was all he needed to lead the team in receiving yards for the third straight game and the sixth time this season. Nine other Titans players caught at least one pass at Oakland but none

finished with more than 47 receiving yards.

“He’s got great play strength,” coach Mike Vrabel said. “He plays strong through the catch. Ryan gave him a great ball he went up and got on the long one. ... There’s going to be contested catches in this league. There’s tight coverage. So, we’ll just keep working.”

###



# A.J. BROWN

## **“WHY NOT ME?”: TITANS WR A.J. BROWN HAS FOUND WAYS TO MAKE HIMSELF EVEN BETTER IN 2020**

**BY JIM WYATT  
TENNESSEE TITANS  
AUGUST 10, 2020**

NASHVILLE – A.J. Brown isn't about making preseason predictions.

The Titans receiver isn't about to sell himself short either.

When someone asks Brown if he can lead the NFL in receiving yards and touchdowns this fall, his answer is simple: "Why not me?"

"That's my approach with anything," Brown said. "Other guys do it, so, "Why not?"

Brown was a playmaker for the Titans in 2019, when he led all rookies with 1,051 receiving yards while also scoring eight touchdowns among his 52 catches.

Brown became the first rookie since Hall of Famer Randy Moss (1998) to have a minimum of 50 catches, 1,000 receiving yards and five touchdowns while averaging 17-plus yards per catch, plus four touchdown catches of 50-plus yards. He was the only NFL rookie since 1970 with 1,000-plus receiving yards and an average of 20-plus yards per reception, and he led the NFL with 605 receiving yards over his final six games of the regular season.

Brown said he's watched a lot of film on himself this offseason, and he's found ways to improve. He knows one challenge he'll face this year is everyone will be gunning for him.

"Julio Jones, Michael Thomas – everybody knows they're coming, but you still have to go out and play," Brown said of some of the NFL's best receivers. "That's my approach. Regardless of the film, whatever I did last year, nobody

cares about that. You still have to come out and play every week, and that is what I learned last year, week in and week out."

Brown has also worked this offseason to get into the best shape of his playing career.

While watching film this offseason, he noticed he looked fatigued in the fourth quarter of games during his rookie season, and thinks he perhaps gave some things away as a result because of poor technique and giving hints to DBs about his routes.

"(I have to) make sure my pad level is the same all the way through the whole route," Brown said. "Just not putting on your turn signal before you turn."

"I have to be able to go through the entire game and make my routes look the same," Brown added. "I have to be well-conditioned, and that's what we preach with the Titans. It's a key thing with Coach (Mike) Vrabel. ... Looking back at some film, I left some plays out there because I was a little tired. I want to be all-around complete."

Brown, who finished third in the NFL Offensive Rookie of the Year category a year ago, said he feels like a different player heading into training camp compared to last year, when he spent a good part of the offseason getting ready for the NFL Draft.

Earlier this offseason, Brown said part of his plan includes catching 1,000 footballs a day.

"I am definitely in a better place (physically), and I'm in a better shape mentally as well," Brown said. "Last year I was flying and going places, and I never could really sit still and put in the work."

"So I had time (this offseason) to get my feet up under me, and I really put in the work to get myself in the best shape possible coming into camp. It is only going to get tougher – we are going to Denver (in Week One), and the air is really thin up there."

During a video conference call on Monday, Brown said he's also following the best advice anyone has ever given him as a pro.

It came from future Hall of Fame quarterback Tom Brady during Titans-Patriots joint practices a year ago in Nashville.

"He told me: Work on the things you know you need improvement on, so you won't have no weakness," Brown recalled. "Everybody works hard, but everybody knows what their weakness is. Work on your weakness so you have no weakness."

###

**TEAMS ALREADY KNEW ABOUT A.J. BROWN'S AFTER-THE-CATCH ABILITY. NOW THEY'RE LEARNING ABOUT HIS VERTICAL THREAT**

**ERIK BACHARACH  
THE TENNESSEAN  
NOVEMBER 9, 2020**

By now, A.J. Brown is known to his opponents as a menace after the catch. The Bears saw it in the first quarter of Sunday's game, when the Titans wide receiver caught a pass that went for a 38-yard gain and included 26 yards after Brown broke a tackle.

But teams also are actively learning about Brown's ability as a vertical threat. In the Titans' 24-17 win over Chicago on Sunday, the Bears learned the hard way.

In the second quarter, Brown raced down the left sideline on a go route with Chicago's Buster Skrine draped all over him. Still, Brown beat the over-the-top safety and did just enough to fend off Skrine at the end of the route to secure a contested deep ball.

Ten yards later, Brown was extending the ball over the end zone's plane for a touchdown that gave Tennessee a 10-0 lead. The catch went for a 40-yard gain.

"It's at least got to be on film that you can take a guy over the top, then they got to worry about something else," Brown said when asked how important it is to show that he has downhill running ability. "They got to worry about the catch and run ability, so a couple of things added to the arsenal is not a bad thing."

Giving defenders more to think about can only help, said Brown, whom the Titans selected out of Ole Miss in the second round of the 2019 draft.

The second-year wide receiver explained that Chicago defensive backs had jumped the route on each of the first two short passes intended

for him, both of which fell incomplete.

"We had to let them know we will take them deep," Brown said. "We had to let them know so (Chicago defensive backs) could sort of back up a little bit and be a little more conservative."

So quarterback Ryan Tannehill dialed up on a deep ball for Brown on a third-and-9 on their second possession. Some miscommunication led to the ball sailing over Brown.

"We were just a little off for whatever reason," Tannehill said.

But with Bears defenders continuing to stick closely on Brown's case, he wouldn't be denied the second time Tannehill looked deep for him.

"He continues to take steps in the right direction," Tannehill said of his top target, "and we're just going to keep pushing him along that way."

Brown has earned an 86.6 grade from Pro Football Focus through the first nine weeks of the season, which is the top grade among second-year receivers. Philadelphia's Travis Fulgham and Seattle's D.K. Metcalf are right behind Brown.

And there's also this: Brown leads the NFL in 40-yard touchdowns over the past two seasons with seven. Kansas City's Mecole Hardman and Tyreek Hill are next on the list, each with six.

Brown had been doing most of his big-play damage with his after-the-catch ability. But with the tape of Sunday's deep ball, Brown is now giving teams more to think about as he emerges into one of the league's top receivers.

"My confidence is still growing," Brown said. "I like to tell myself I haven't done anything yet, never too high, never too low. I'm still working every day, always trying to improve something to my game. I'm

not where I want to be, but I feel like I'm getting there."

###

**A.J. BROWN STILL  
LEARNING FROM OLE  
MISS' CURRENT  
SUPERSTAR**

**BY JOHN GLENNON  
BROADWAY SPORTS  
MEDIA  
NOVEMBER 24, 2020**

One of the NFL's best young talents, Titans wide receiver A.J. Brown was asked recently which players he watched on a regular basis.

He shared two names, the first of which came as no surprise: Atlanta's Julio Jones, who's topped 1,000 receiving yards seven times, making the Pro Bowl each of those seasons.

The second? A little more eye-opening, considering he doesn't even play in the NFL – not yet, anyway.

But Brown and Elijah Moore have been enamored with one another ever since Brown hosted Moore's recruiting visit to Ole Miss more than three years ago.

In fact, on the first day Moore arrived on campus as a freshman, Brown told him to put on his cleats, his practice gear and "teach me everything you know." Weeks later, Brown, who was a junior, moved Moore out of his dorm room and into the extra room of Brown's apartment, realizing "he really has the same mindset that I have."

Though Brown has spent the last two years playing in the NFL, he and Moore have stayed as close as brothers, talking every day. It shows the strength of their relationship, first and foremost. But the close connection is also a sign of the respect Brown has for Moore, who is in the process of torching college football this season. He leads the NCAA in receiving yards per game (159.3), has topped 200 receiving yards three times in seven games, and needs just 12 catches to pass Brown's single-season school record of 85 receptions.

Those kinds of numbers come as little surprise to Brown, who puts Moore in great company.

"I watch a lot of football highlights or whatever, but I only really study two people – Julio Jones and Elijah Moore," Brown said. "They're the only two people I watch and steal as much as I can from."

Said Moore: "To be honest, I don't really pay too much attention to a lot of other people either, but I definitely watch A.J. and (Seattle's D.K. Metcalf) for sure. So yeah, that means everything to me, for him to say that. A.J. is my big bro', man."

"We became really, really close"

It wasn't so long ago that Brown himself was tearing up the college football scene at Ole Miss, putting together a career that would include 189 receptions and nearly 3,000 receiving yards from 2016-18. He met Moore during the summer of 2017 when the four-star recruit paid a visit to Ole Miss. Something clicked right away between the two, as they recognized similar traits in one another – most notably a determination to succeed.

"It was like I was talking to the same person – like I was looking in a mirror and talking to myself, just how he moves, how he thinks, how he goes about his days, his goals and stuff like that," Brown said. "So we hit it off really, really quick."

Added Moore: "We kind of became really, really close. He's a great dude. I don't really connect with most people. But he kind of reminded me of my brother. He's a quiet dude, and people that are quiet, you kind of value their opinion because they only talk at certain times."

In June of 2018, the 5-9, 185-pound Moore arrived at Ole Miss for good, ready for his first season in the SEC. But first things first. Brown knew that Moore, a Ft. Lauderdale, Fla., native had been working out with a very popular trainer in South Florida. So upon Moore's arrival on

campus, Brown – always eager to improve – told the young wide receiver to put on the practice cleats and teach him everything he'd learned from the trainer.

"I had taught myself everything I knew at that time," Brown said. "I'd never been able to go to that trainer in Florida. So I told (Moore) 'Teach me everything you know. Right now. Everything you know.'"

Recalled Moore: "It's funny because when I first came here, A.J. was killin' it at the time. You would think he would be one of those players that knows it all. So it really threw me for a loop when he said, 'I want to learn everything you know.' But he's that type of person. He's one guy that will never get comfortable."

"We believed in something nobody but us could see"

Brown was readying for his third and final season at Ole Miss at the time, so consumed in bettering his craft that he chose to live alone, wary of getting distracted by peers.

"At the time, I just felt like my mindset for my friends and stuff, it wasn't a match," Brown said. "I'd rather just be myself and just work hard, do what I do."

But as Brown continued to recognize the same kind of traits – single-mindedness, discipline – in Moore, the upperclassman asked the freshman to move into a spare room at his apartment. In no time at all, the two were motivating one another to get up for early training sessions, the hunger of one athlete matched by the other.

"I definitely told him, 'Move in,' because with two mindsets that think alike, we're going to cover some really strong stuff," Brown said. "So we were pushing each other, getting up early in the morning before (team workouts) even started. It was really insane, like we really believed in something that nobody but us could see."

## A.J. BROWN

“He took me under his wing and we ran with it”

The hard work paid off for both that year, as Brown set Ole Miss single-season records for receptions (85) and receiving yards (1,320) while tying a school record with six 100-yard receiving games. Moore was a freshman playing behind both Brown and Metcalf, but still totaled 36 catches for 398 yards and a pair of touchdowns, thanks in part to his mentor’s help.

“He wasn’t on too high of a pedestal to learn something from me or to teach me something,” Moore said of Brown. “He just always lent an ear. He kind of took me under his wing and we just ran with it.”

The big numbers have continued to flow for both receivers over the last two seasons as well.

A second-round draft pick of the Titans in 2019, Brown wound up finishing third in the NFL’s Offensive Rookie of the Year last season after topping 1,000 receiving yards and snatching eight touchdown passes. With 36 catches and seven touchdowns in just eight games this year, he’s on pace to top his rookie marks in both those categories.

But how does one describe what Moore is doing on the collegiate level this season?

He’s caught at least 10 passes in six of the Rebels’ seven games, topped 200 yards against Florida, Vanderbilt and South Carolina, and leads the nation with 1,054 receiving yards – the most ever for an SEC receiver through seven contests. Ole Miss coach Lane Kiffin recently compared the speedy, explosive slot receiver to former NFL great Steve Smith, who spent 16 seasons in the league and caught more than 1,000 passes. Kiffin believes Moore’s explosiveness, stop-and-start ability and route running should make him a first-round draft pick.

“To be honest, I think Elijah could come up here right now and hold his

own in the NFL,” Brown said. “We trained in the offseason with some NFL guys, and he was holding his own against (Titans) guys like (Malcolm Butler), players like that.

“So I’m still watching everything he does. We’re always learning from each other, always trying to steal stuff from each other.”

”It’s more about life”

The information flow between Brown and Moore is rarely interrupted, as the two find a way to talk or text on a daily basis.

On some nights, Brown might offer football tips, advising Moore on route concepts and coverages, blocking angles or proper use of hands. More often than not, however, the chatter eventually shifts away from the football field.

“We’ll talk ball for a few minutes, but then we’ll put that all to the side,” Brown said. “I tell him, ‘Don’t worry about football,’ and he tells me the same. It’s more about life, dealing with real-life problems and just trying to help each other out.”

Moore enjoys it when the two speak about their faith, something he said Brown has helped make more of a priority for the little brother in the relationship.

“That’s one of the main things he talks about,” Moore said. “He’s always uplifting and he’s always positive. Something could be bad and he finds a way to still smile through it.

“That’s one of the things I admire most about him as a big brother. I look up to him as one of my idols.”

###

# JAYON BROWN

## **PROUD “UNCLE”: FORMER NFL GREAT WILLIE MCGINEST PROUD OF JAYON BROWN'S SUCCESS WITH TITANS**

**BY JIM WYATT  
TITANS ONLINE  
FEBRUARY 21, 2019**

NASHVILLE – Willie McGinest is able to say he knew Titans linebacker Jayon Brown way back when.

And because of it, he smiles when talking about Brown’s success.

“He has always had the mentality, and the work ethic, from youth football to high school, all the way up,” McGinest said of Brown. “He’s a guy who never gave up on himself. He always worked. He always walks around with a smile, but he will work his butt off. I’m really proud of Jayon.”

McGinest, an analyst with NFL Network, played from 1994-2005 with the Patriots before playing three more seasons with the Browns (2006-08). McGinest played in two Pro Bowls while in New England, and won three Super Bowls with the Patriots, where he was teammates with Titans coach Mike Vrabel. He’s in the New England Patriots Hall of Fame.

McGinest is also close with Brown, who just finished his second season with the Titans.

Brown said he wears No.55 because it’s the number McGinest wore during his playing days.

Like McGinest, Brown is from Long Beach, California, and he went to Long Beach Poly High School. McGinest has been close friends with Brown’s father, Jason, since they were youngsters.

“Willie has always been around my family growing up, so he’s pretty much my uncle,” Brown said. “He’s helped me out throughout my

career, and even today we’ll go over film.

“He gives me tips when I need them, when I ask for them. Even when I don’t ask for them, he’ll give them to me,” Brown continued, smiling. “He’s a guy who has tried to help me throughout my career, and he’s helped me a lot.”

Jim Wyatt



@jwyattsports  
.@WillieMcGinest raves about  
@Titans linebacker  
@JayonBrown12.

Brown, a fifth round draft pick from UCLA in the 2017 NFL Draft, made a big leap for the Titans in 2018.

He was second on the team with 107 tackles, and he also racked up six sacks and 18 quarterback pressures. He was one of the team’s most consistent players.”

In the team’s finale against the Colts, Brown was a one-man wrecking crew, returning an interception for a touchdown before forcing another fumble – and recovering it – a little later.

“He can be really good,” McGinest said of Brown. “He is still learning the game. They ask him to do a lot – he’s a cover guy, he can play the run, he can cover a tight end and a back if you need him to. He never has to come off the field, so he is still growing, and he is still learning. I think the sky is the limit.”

Seeing Brown excel has been fun for McGinest to watch.

Watching how he’s done it makes him even prouder.

McGinest and Brown both made their comments from Super Bowl LIII earlier this month.

“A lot of people always identify players just because of the football side of it,” McGinest said. “But this kid has a great personality. He has a great outlook on life, he’s happy,

and he loves doing what he is doing. And he’ll grind - he’ll work. I think when you have special guys like that you know they are going to have a bright future, and I kind of knew that with him.

“He’s just a great kid, on and off the field.”

###



# JAYON BROWN

## **LB JAYON BROWN MIGHT BE SMALL, BUT HE MORE THAN MEASURES UP FOR THE TITANS**

**BY JIM WYATT  
TITANS ONLINE  
MAY 3, 2019**

NASHVILLE – Jayon Brown has made a name for himself in his first two seasons with the Titans, earning snaps and recognition along the way.

It's safe to say Brown is exceeding expectations for his work at linebacker, even if the first reaction he gets from most fans is about his size.

“When they do recognize me, the first thing I get is: ‘I thought you were bigger,’” Brown said with a smile while on the Titans Caravan this week. “They’ll say: ‘You’re kind of a slim guy.’ I’ll be like, ‘Yeah, I’m not the biggest. But I get the job done, though.’ Hey, I just laugh. I’ve been hearing that my whole life. It’s all good.”

Brown, who’s 6-foot, 226 pounds, has proven to be more than big enough in a league where small and speedy linebackers are becoming more and more common. In the NFL Draft, the Titans selected former West Virginia linebacker David Long, who’s 5-11, 227 pounds.

When Titans coach Mike Vrabel was asked about Long’s size, he brought up Brown, which is a good thing.

“The size of linebackers has really diminished over the past 10 years,” Vrabel said. “Most recently it is what is playing in college football. The more that offenses become spread out, the more that college defenses recruit athletic, quick, smaller (linebackers). We are very comfortable with where we are with Jayon Brown and his development as a linebacker. I would say that David would probably fit similar to Jayon’s size. As long as you give the guy, the player, enough tools in his tool box to play with his skillset and

then try to develop some other things around it, I think that is always something that we are trying to do.”

Jim Wyatt



@jwyattsports

.@JayonBrown12 makes a new friend on the @Titans Caravan.

Brown has more than held his own with the Titans. In 2018, he was second on the team with 107 tackles, and he also racked up six sacks and 18 quarterback pressures.

He was one of the team’s most consistent players.

In the team’s finale against the Colts, Brown was a one-man wrecking crew, returning an interception for a touchdown before forcing another fumble – and recovering it – a little later.

Brown played 979 snaps in 2018, including 850 on defense (81.3 %), while also playing 129 more on special teams. He earned nearly a half-million additional dollars in addition to his regular salary as part of the NFL’s performance-based pay program, which rewards players based on playing time and salary levels.

Brown didn't hate getting the bump in pay. He was also happy about his jump in play, although he’s not too interested in talk about exceeding expectations already.

Heck, he's just two years into his career.

“I am just getting started,” Brown said. “It has only been two years of film, so to be back in Nashville again and be able to go into my third year, some guys haven’t made it this far. It is a blessing and I just want to keep improving my game and keep on contributing and help us win. But to be able to be on the field and contribute as much as I do as a late-round guy, it’s nice I guess.”

A fifth-round pick in the 2017 NFL Draft out of UCLA, Brown spent the early part of the offseason in

California training with NFL players like Kenny Clark, Caleb Benenoch, Malik Jackson, Malcolm Smith, David Bakhtiari, and Lance Kendricks, in addition to Titans teammate Matt Dickerson, his former teammate at UCLA.

One of his missions is to improve his stamina, so he’ll be able to do even more.

“Just being able to just go hard and full speed every play when I am on the field,” Brown said. “It just gives me the ability to make more plays and keep longer focus.”

More than anything, Brown just wants to keep getting better.

He’s already looking forward to Year 3.

“I just want to keep getting better and improving on my skills and each and every weekend I want to help the defense,” he said. “I just want to keep doing me. Keep on doing what I do in this defense, and keep making plays and being a great teammate to my guys in the locker room.

“And hopefully we can keep winning games and this year get back in the playoffs.”

###

# JAYON BROWN

## **NEW HAIRDO, BUT SAME MINDSET FOR TITANS LB JAYON BROWN: "I WANT TO BE THE BEST AT WHAT I DO"**

**BY JIM WYATT**  
**TENNESSEE TITANS**  
**AUGUST 12, 2020**

NASHVILLE – Jayon Brown has a new hairdo, courtesy of a European vacation earlier this offseason.

But his mindset with the Titans is the same.

"I hold myself to high standards," said Brown, who dyed his hair blue during a stop in Amsterdam. "I want to be the best at what I do."

A fifth-round pick in the 2017 NFL Draft, Brown is coming off another productive season as inside linebacker with the Titans.

In 2019, Brown finished with 117 tackles, seven quarterback pressures, a sack, and an interception, along with four tackles for a loss. He also picked up a fumble and returned it 47 yards for a touchdown in a win at Oakland.

In 2018, Brown racked up 107 tackles with six sacks and an interception, which he returned for a touchdown against the Colts.

In three NFL seasons, Brown has 291 tackles with 8.5 sacks, 31 QB pressures, two interceptions, two forced fumbles and three fumble recoveries, along with 12 tackles for a loss.

Aside from his European vacation in the pre-COVID-19 days, Brown said he spent most of his offseason training in Nashville, "getting faster, stronger, and working on my conditioning."

"Every year when I enter a new year, I want to improve on everything I did good on, and things I didn't do so good on, every year I want to become a more complete player for myself," Brown said. "I want to improve on everything

across the board that I can improve on."

Brown, who began training camp on the team's Physically Unable to Perform list, is back on the active roster and working with his teammates.

And he's excited to be back on the field, preparing for the 2020 season.

"Any time when you step on the field with these guys, and the coaches, it just brings a normal feeling in here, and I just forget about everything that is going on in the outside world," Brown said. "It is a blessing to be able to play this game with my teammates and with these coaches, and to have football back."

As for the new hairstyle, Brown described the color as "turquoise at this point."

"It (started) off darker blue, and fades into this after a few washes," Brown said with a smile during a video conference call on Wednesday. "We'll see how long this lasts, but this is what it is right now."

###

**TITANS CB MALCOLM BUTLER WENT FROM LONG SHOT TO BIG SHOT**

**BY JIM WYATT  
TITANS ONLINE  
MARCH 19, 2018**

NASHVILLE, Tenn. – Back in 2014, Titans cornerback Malcolm Butler didn't watch the first half of the NFL Draft.

He turned on the television the last day, but he didn't have high expectations. Not after flying under the radar at Division II West Alabama, and a less-than-stellar pro day performance.

"I was not expecting to get drafted," Butler said. "I thought there was a chance I could go last round, but I didn't really expect it."

After seeing a big wave of undrafted free agents signed by NFL clubs, Butler was still without a job. Then came a phone call from the New England Patriots, inviting him to town for a workout.

It was his shot. Most considered it a long shot.

"It was like 2-3 days after the draft and they brought in 40 guys," Butler recalled. "And I was one of the two out of 40 to make it.

"I went up there ran my 40 hard, and had a good time. I competed out there in 1-on-1s hard. I did a lot of great things the first day I was there, and that's what really put me ahead of a lot of guys and got the most attention."

Butler proved he was worth taking a chance on. The Patriots signed him as an undrafted free agent after he earned the respect of coach Bill Belichick and those around him.

"I kept excelling as the weeks went by, and as camp was going on. I was never going to give up, and I wanted to prove myself," Butler said. "I was making plays on the ball, picking off Tom Brady and picking off (Jimmy) Garoppolo, talking trash and

competing on and off the field, in the classroom.

"I just needed an opportunity, and if I got that I wasn't coming back home."

The rest, as they say, is history. Butler made the team, and he played in 11 games as a rookie.

In his rookie season, he sealed New England's 28-24 Super Bowl XLIX win over Seattle in the closing seconds when he intercepted quarterback Russell Wilson's pass intended for Ricardo Lockette in the end zone. Butler undercut a slant route, picked off the pass and then managed to get to the two-yard line. It was his first career interception.

Butler started 47 of 48 for the Patriots over the past three seasons. He's recorded eight interceptions in his NFL career. He played 98 percent of the defensive snaps in the regular season in 2017, when he recorded 60 tackles and two interceptions.

Now, he's ready to help the Titans, who signed him in the first week of free agency.

"It just seems like it all went so fast," Butler said. "It seems like I was just in New England on a tryout yesterday, and it all goes so fast. I've worked so hard for this. It's been a long journey, but anything that is worth having doesn't come easy. You are going to have ups and downs."

In Tennessee, the 5-foot-11, 190-pounder will join veteran cornerback Logan Ryan, his former teammate in New England, and promising second-year cornerback Adoree' Jackson in a secondary that also includes Pro Bowl safety Kevin Byard and veteran safety Johnathan Cyprien.

Butler said he's ready to do his part.

"As long as I am here I am expecting to show what I am getting paid," Butler said. "I am going to being everything I've got. I have that undrafted mentality. I'm real

aggressive, and I can't wait to get out there. I'm just ready to play ball."

###

# MALCOLM BUTLER

## **LOOK WHO'S BACK: TIME AWAY MADE TITANS CB MALCOLM BUTLER APPRECIATE THE GAME EVEN MORE**

**BY JIM WYATT**  
**TENNESSEE TITANS**  
**AUGUST 14, 2020**

NASHVILLE – Forgive Malcolm Butler if he's a little extra psyched for the start of Titans camp.

Just understand he waited a little longer for this.

"I'm pretty sure all my teammates can tell just by when we went to walkthrough," Butler said with a smile on Friday. "I'm probably going a little fast, but I missed out on a whole half a season (last year) and I had to sit there and watch my team win. I'm all about winning, but I want to help win, too. I'm just excited to be back."

Butler broke his wrist in the team's November 3 game at Carolina in Week 9 and didn't play the rest of the year. He was placed on Injured Reserve on November 5 and spent the rest of the season rehabbing the injury -- and watching his teammates.

Butler traveled with the team for playoff contests, and the team's eventual trip to the AFC Championship Game in Kansas City, after wins at New England and Baltimore, inspired him even more.

And his time away made him appreciate the game even more.

"I used to be at practice like, 'Man, I'm ready for practice to be over with. It's hot out here. I'm sweating,' just the little things," Butler said. "But when I got hurt, I missed those little things. I miss not being perfect. I miss being out there making plays. So, you don't want to take anything for granted. You want to cherish each and everything. Go hard each and every play because you never know when it's your last play. It taught me a lot of things, be grateful

for the good and bad. Embrace the good in the bad."

Malcolm Butler: I'm Excited to be Back

Butler ended up playing in nine games in 2019, and he finished the season with 30 tackles, two interceptions and 10 passes defended. It followed a year when he posted 56 stops and three interceptions in 2018, along with 13 passes defended.

During an offseason when players were banned from Saint Thomas Sports Park because of the coronavirus, Butler went old school with workouts.

He spent most of his offseason in Nashville, working out in his garage and getting treatments so his body would be ready for the season.

"Yes, sir," Butler said. "Bread and butter, hard work, small gym, something like Rocky. I go to the field or the sand, work on my footwork, but as long as I stay in shape and just focus on my technique. I was ready. I knew that once we got back, the coaches are going to work us hard so their work plus my work will lead to good quality."

Butler, who spent his first four NFL seasons with the Patriots, is ready to do his part in 2020.

Now in his 7th season, that includes showing some of the team's younger players the way.

"First of all, I have to come in and do my job and be a leader," Butler said. "You got to do hard work before you can be a leader and try to lead someone else. I just tell Kris (Kristian Fulton) come in, be hungry. He's got to want it. It doesn't matter if you got drafted or not. I was on a football team with a guy drafted and I came in undrafted. They let him go and they kept me. I just tell him it all starts over when we get to the NFL. We're just working together as a group and try and get better each and every day.

"Whatever they ask me to do, I'm here to do it. Outside, inside, safety, whatever it takes to help the team win, I'm here to do it. Wherever they plug me in, I'm ready to work."

###

## **BUTLER'S TWO PICKS MAKES THINGS EASY ON OFFENSE**

**BY MIKE HOGAN  
SPORTS ILLUSTRATED  
OCTOBER 14, 2020**

Good defense usually leads to success on offense.

That was more than the case in the Tennessee Titans' 42-16 thrashing of the Buffalo Bills, tabbed by many as one of the NFL's best teams entering the matchup.

Veteran cornerback Malcolm Butler recorded his second career multi-interception game, and both of them led to touchdowns. In other words, complementary football pushed the Titans to 4-0 for the first time since 2008.

"It's all about complementary football," Butler said in his postgame press conference. "Get turnovers, try to take the ball to the red zone. (Ryan) Tannehill, A.J. Brown, Derrick Henry, they're going to score for us."

Both of Butler's interceptions put the Titans in prime position for points.

His first came on the game's inaugural possession. On a third-down-and-four, Bills quarterback Josh Allen fired a strike to a wide-open Andre Roberts down the middle of the field. The ball deflected off Roberts's hands and into Butler's, who returned it 29 yards to the Buffalo 16-yard line.

From there, the Titans had it easy. Two plays later, Tannehill dropped a dime to Brown for a 16-yard touchdown that put the Titans up 7-0.

"You've got to put everything behind you once you go out there on that field," Butler said of his first interception and the Titans' fast start. "We always talk about complementary football and that's the only way we're going to be able to win. We've just got to go out

there and win and do your job the best way you can, be there for your teammates and just play ball, man."

The Bills drove 76 yards on 15 plays over six minutes to tie the game on the ensuing possession, but did not find the endzone again until the third quarter. While the Titans gave up their share of yards -- 370 of them -- they managed to hold Allen, who has more than proved his worth as a quarterback this season, to a season-low 263 yards passing (26 completions on 41 attempts).

Butler's second interception effectively sealed the deal. With the Titans up 21-10 early in the third quarter, Allen and the Bills seemed to be putting a much-needed scoring drive together.

Allen delivered another rocket, but nobody besides Butler was there to catch it.

"I just looked back at my post safety and we were just disguising," Butler said. "I was on the same page with him and we made him think it was something that it wasn't. I just came off my man and got back in the seam.

"... I just knew we were in one coverage and I saw my safety disguise it. So, I said I'm going to make it look like I'm going to do the same thing he's doing. Make it look like whatever we're planning. That's what I did and that probably confused him, so yes, that's what happened."

Butler, who has 15 career interceptions over seven full seasons (four with the New England Patriots, three with the Titans), returned the ball 68 yards while evading multiple tacklers and nearly going down to his knees.

The longest return of his NFL career had Butler thinking about his high school days. While Butler could hear coach Mike Vrabel telling him to "get down and take care of the ball," he explained that once he has the ball in his hands, he wants to make a play.

"I always wanted to play offense so once I get the ball, I'm trying to show my skills -- my running skills and my vision whenever I get the chance," Butler said. "You know you don't have many opportunities to get the ball when you're playing defensive back. I was always told, 'Don't go down until you're tackled.'"

Three plays and a roughing the passer penalty later, Tannehill connected with tight end Jonnu Smith for a four-yard touchdown to put the Titans ahead 28-10.

"Like I said, last week -- I guess two weeks ago now -- we got in those positions a couple times and weren't able to finish in the end zone," Tannehill said. "I'm proud of our guys the way we were able to capitalize on those great opportunities given to us by the defense.

"Malcolm made a couple huge plays. I don't know how he kept his feet on the one. I'm screaming at him, 'Get down, get down!,' and he's getting spun around. Somehow, he keeps his feet and flips the whole field for us. Pretty incredible to watch and just a lot of fun."

The Titans had to gut out three final-minute victories before their dominant performance against the Bills.

The last time the Titans played a football game before Tuesday -- 16 days ago -- Butler said the defense had a bitter taste in its mouth after giving up 484 yards of total offense in a 31-30 victory over the Minnesota Vikings.

A big thanks to Butler, the Titans got a better taste this time around.

"We've just got to play complementary football and play as a unit and we'll be tough to beat, but we haven't done anything," he said. "Four games are not enough in this league. We've just got to continue working, grind hard and play together."



**KEVIN BYARD IS STILL THE NFL'S BEST-KEPT SECRET**

**BY ANDY BENOIT  
SPORTS ILLUSTRATED  
MAY 28, 2019**

NASHVILLE — Kevin Byard plays an often-overlooked position in a relatively small market and hails from a college program most casual football fans have never seen live. So it's fitting that the most famous moment of his career was when a prominent TV personality didn't know who he was.

A few months after Byard received his 2017 first-team All-Pro honor, he tweeted at NFL-legend-turned-TV-star Deion Sanders, questioning how Sanders could name Tyrann Mathieu the game's best safety and "not include the two first-team AP All Pro safeties" (the other 2017 All-Pro safety was Minnesota's Harrison Smith). Upon firing back, Sanders referred to Byard as "a fan," a past great failing to recognize one of football's current greats.

"[Byard is] probably the most complete safety I've played with," says fellow Titans safety Kenny Vaccaro, who quickly follows with an homage to a college teammate, "[future] Hall of Famer" Earl Thomas. "But Kevin Byard, as far as in the box, man coverage, ball skills back deep, he's probably the best I've played with."

Last season, Byard's numbers dipped from eight interceptions to four, 16 passes defended to eight, and two fumble recoveries to none. He missed out on the 2018 All-Pro team. But the decline in numbers is further evidence that stats—especially for a safety—are finicky. Most football people, especially within the Titans building, believe Byard was better in 2018, and by a significant margin.

"He was," says Titans cornerback Logan Ryan. "You're not going to get eight interceptions every year ... Plus, when you go All-Pro, offenses then know who you are and they're

going to try to find ways to factor you out. I talked to guys who played us this year, they said, 'We saw Byard back there [in centerfield], we were not throwing anything deep. We're going to go [to an empty formation] and throw quick game, you have too good a free safety.'"

Indianapolis Colts v Tennessee Titans

Taking Byard out of games is difficult because he's so much more than just a free safety. "Kevin, to me, is like a younger Eric Berry," Ryan says. "He's the best openfield tackler of our safeties, he covers man-to-man if we're facing the best tight ends. He has the most interceptions out of centerfield. And he's smart on a level that lets us communicate and change blitzes. And he is becoming a better blitzer. He was doing all that by Year 2 in his career."

Byard took it to another level in Year 3 when the Titans overhauled their defensive approach, replacing previous coordinator Dick LeBeau's system with a mix of new head coach Mike Vrabel's scheme from Houston and defensive coordinator Dean Pees's scheme from Baltimore—two of football's most complex schemes to begin with. Titans defensive backs are quick to point out that their secondary, in terms of coverages, disguises and especially blitzes, does more schematically than any in the league. There are two keys: 1) corners like Ryan, Malcom Butler (expensive free agents), and Adoree' Jackson (first-round pick) who can each play man or zone and, 2) versatile safeties like Vaccaro and especially Byard.

"I pride myself on being able to play deep, being able to come in the box and play good run defense, being able to blitz," Byard says. "And having the versatility to play the slot and cover tight ends—that's one thing you don't see a lot of safeties do consistently."

Byard laughs when asked if he sent his agent, David Mulugheta, a gift

basket back in March. Mulugheta also represents former Giant Landon Collins, who signed a six-year, \$84 million deal (\$44.5M guaranteed) in Washington, raising the high-water mark for guaranteed money in a safety's contract by a staggering 11.25 percent.

"Going into this offseason, I didn't know the safety market was going to jump up that high," Byard says. "So it's like, 'Ah man, that's super good'—especially for Landon, [new Raven] Earl Thomas, those boys deserve it. I was definitely excited."

His teammates leave no doubt as to whether they think Byard deserves it. "As far as being able to do everything, Kevin is the best safety in the league," Vaccaro reiterates, adding that Byard should be the highest-paid at his position. "And when you're paying Kevin, you're paying a leader, you're paying a good father, you're paying a great teammate."

Adds Ryan: "He's always thanking his teammates. He wants a new contract and that's going to probably have to wait, and I think he's handling that very well. He's here [in the offseason program], he's being a leader, he's even helping out potential replacements. His attitude is, 'Whatever man, at the end of the day I'm going to be a good teammate.' That's where we have a special group [in this secondary]. It's not built to last forever, obviously. Contract-wise, you can't keep paying everyone forever. But we're excited for this year, it's maybe our last run."

Indeed. Ryan himself is in the final year of his deal. And Malcolm Butler, one figures, could be on the outs in 2020 if he has another up and down season. (According to OverTheCap.com, the Titans can tear up his pricey contract for a \$7.6M cap savings in 2020.) As for Byard? "I'm taking it day by day," he says. "I understand it's a business. It can go either way. They can pay this offseason, they can play this year out and try to franchise me—I try to just keep my mind off

# KEVIN BYARD

that stuff because I feel like it can almost drive you crazy.”

Watching film with Byard, it’s easy to understand how he has become such a versatile ball hawk. Besides strong playing speed and fluid change-of-direction prowess, he understands the game from a quarterback’s perspective.

In Week 1 against the Dolphins, he made one of last season’s most impressive pass breakups from centerfield, swatting away a deep shot to speed-receiver Jakeem Grant. “I wish I could have one-hand picked it,” he says with authentic ruefulness as the film rolls. “One thing I learned about playing [centerfield] is if the quarterback’s shoulders open, say to the right, then that quarterback is not getting back to the left. If the quarterback is going to throw to the left, at the top of his drop, his shoulders would be more squared. So I could immediately feel this throw, and as soon as I saw the QB take that hitch step, I just turned and went. It helped that I was already anticipating it, knowing that at that time of the game the Dolphins needed a big play, and that [Jakeem] Grant runs nothing except stop routes and Go balls.”

Watching his interception against Eli Manning in Week 15, he talked about the importance of a free defender in two-deep man coverage getting 22 yards from the line of scrimmage after the snap, which he says is the perfect landmark for defending any route. “Every third down in this game they kept throwing this ‘sail’ route concept, so I was already anticipating this one. As soon as I saw the receiver break out, I just took off because Eli Manning just kept throwing that ball. I don’t know why he threw this one, he definitely didn’t read it right.”

On another snap, Byard perfectly disguised a blitz, creating a sack opportunity for someone else—something, teammates note, he does regularly. “One thing that I learned more from Dean Pees is understanding how offensive lines

block and make their calls,” Byard says. “That’s how we’d like to manipulate guys with our disguises.” Ryan raved about this with Byard, citing it as the biggest reason Titans had more sacks by defensive backs (9) than any team last year. “Stats and Pro Football Focus equate to what you do individually, but they don’t show what you sacrifice for your teammates,” he says.

Byard’s football IQ, you could say, launched his NFL career. Incredibly, he was not invited to the 2016 combine. A four-year starter at Middle Tennessee State (located just 30 minutes from Titans headquarters), he performed well at the Senior Bowl, the highlight being an interception against Jacoby Brissett in practice. But while fellow Senior Bowlers would talk about their combine invites, Byard was left out and baffled as to why. “I didn’t understand why I wasn’t getting an invite,” he says. “Nobody really gave me an answer. My college numbers were off the charts. I broke pretty much every school record: 19 interceptions, four pick-sixes, 300-plus tackles, a bunch of different stats. Maybe because I was a small-school guy, but I was still accomplished at a D-I program.”

Of course, Byard wasn’t going completely unnoticed. In the early 2000s, Titans general manager Jon Robinson coached at Nicholls State where one of his players was Steve Ellis, Middle Tennessee’s defensive coordinator while Byard was at MTSU. “Steve raved about Kevin,” Robinson says. Steve would text Robinson updates on Byard every few weeks, and eventually Robinson put on Byard’s film. “He was a willing tackler and extremely productive on the ball. I think he had 19 interceptions in college. You don’t just stumble into 19 picks, whether it’s college, pro, high school, whatever.”

Byard discovered a silver lining to his combine snub: More personal visits with teams. “I ended up taking, like, 12 visits. I was able to have some real personal time with those teams’ GMs. I was able to sit

down with DB coaches and watch film, talk ball.”

Byard’s agent, Mulugheta, told him he was being talked about as, at best, a fourth-round pick and, at worst, a seventh-rounder. “That’s not that good,” Byard remembers thinking. “But after my first week of visits, my agent was like, ‘I don’t know what you’re doing on these visits man, but you’re starting to climb up draft boards.’”

That included the Titans’. And so days before the draft, their entire brass caravanned over to Middle Tennessee State. “It was three or four to a vehicle,” Robinson recalls. “I drove and, I think, Dick LeBeau drove. We got there and Kevin was sitting in the film room waiting for us. He had everything lined up and was ready to roll.”

They had no idea that Byard had to be coaxed into taking the meeting.

“I was taking my last visit, it was in Miami. On these visits they’re wining and dining you,” he says. “You’re eating steak almost every night. So I’m not really in good shape. I get a call down there in Miami from my agent. He said, ‘Listen, the Titans want to work you out.’ This was like a week before the draft, I’d been on the road for two straight weeks. I said, ‘I’m not doing any more workouts, I’m done.’”

Other than sending a defensive assistant coach to Middle Tennessee State’s pro day, the Titans had had no contact with Byard. But shortly after the call, Mulugheta phoned again telling his client he needed to do the workout because the Titans were sending all of their big wigs and pertinent defensive coaches.

The on-field portion lasted about 10 minutes; the rest of the session was spent in the film room and at the whiteboard. The Titans had Byard take them through MTSU’s game against Alabama, Byard narrating all the calls and assignments. The Titans also installed portions of their own defense and tested Byard’s comprehension. “He nailed every call, you could see that he was a

## KEVIN BYARD

very cerebral player,” Robinson says.

“I’ll never forget,” Byard says with a grin, “Dick LeBeau was like, ‘This is the best meeting I’ve had with any DB [in that year’s draft process].’” Byard had wowed coaches in other meetings. They’d ask him to draw his favorite coverages and defensive plays and when he did, he’d include all 11 defenders, clear down to what specific alignments the defensive linemen were in. He didn’t realize how unusual that was.

And so the Titans took Byard with the first pick in the third round after rejecting offers to trade down. After the pick, “I got a couple of calls from teams that were trying to trade up with us,” Robinson remembers. “And they said, ‘You just took the guy that we were going to take.’”

Robinson’s next decision on Byard will be even bigger. The franchise tag for a safety is projected to cost over \$13 million. A long-term deal could cost in the realm of \$50 million guaranteed. Fortunately for the Titans, Byard is content to play out the final year of his rookie deal, which pays just over \$2 million—greener pastures await. In the meantime, did he ever hear again from Deion Sanders?

“No, of course not,” Byard says. “I wasn’t really expecting to, though. He’s a legend, he doesn’t really have to respond. If anything, he probably feels like, ‘Hey, I’m giving this kid clout by responding.’ I just left it alone. He probably just made an honest mistake, he probably really didn’t know [who I was]. We’re a small-market team, we don’t get a lot of prime-time TV games, so he might not know. But if you work at NFL Network you should probably know who the All-Pros are. But it’s TV, man, people pick their favorites.”

Byard continues: “If you look up Deion’s stats, he was the Truth. That’s why I kind of just looked at [his tweet] like, ‘Man, he’s OG, a legend, I’ll leave it up to him.’ I felt like it would have been manning-up if he had just reached out to me, but

he doesn’t have to. I’m trying to get that gold jacket like he has—if I get that gold jacket, then I’ll be able to say something to him.”

###

# KEVIN BYARD

## KEVIN BYARD: SPORTS CAN HELP TEACH UNITY AND HARMONY

**BY TERRY MCCORMICK**  
**TITANINSIDER.COM**  
**JUNE 10, 2020**

Tennessee Titans safety Kevin Byard said that sports in general and the NFL in particular can be a great teacher for all people during the tumultuous times since the death of George Floyd in Minneapolis at the hands of a police officer.

Byard said that a football locker room is about coming together for a common goal, and that that can be something people in all walks of line and learn from and emulate as the nation works to improve race relations and heal from the divisiveness of the past.

“I think that’s the beauty of sports right there. I’ve never met a guy from my locker room that I felt like hated me because of the color of my skin or anything like that. That’s the beauty of the NFL. Right now, we have 90 guys on the team, or close to 90. We all come from different walks of life,” Byard said in Zoom conference call on Wednesday. “Everybody comes from a different part of the country, some people come from different parts of the world. I just feel like the beauty of it is the simple fact that we can all come together no matter our differences, things like that, to try to accomplish a common goal and work together within that. Honestly, I feel like the country can take a great lesson from sports and the unity of guys, and people coming from all different shades and colors and different things like that, and not really caring about it.

“When one guy scores a touchdown, the whole team is celebrating, it doesn’t matter what he looks like. I think that’s the beauty of sports and that’s kind of why I feel like especially the game of football is such a game of life and it teaches you so much, and I’ve appreciated all the lessons that I’ve learned just by playing ball, and all the people

I’ve met and all the times I’ve experienced.”

Byard said he attended an all-black high school and realized when he got to college at Middle Tennessee that people come from all different backgrounds and experiences. He said he appreciates those who will never know what it is like growing up as a black person in America working to empathize with things he and African Americans have faced.

“Honestly, since I’ve been in the NFL, and not even just the NFL, I went to an all-black high school, so by me coming to Middle Tennessee and me coming to the NFL, working in these different work environments with all types of different people, different races, I began to realize that everybody doesn’t necessarily know or have the experience growing up as a black person in America,” Byard said. “A lot of times you can’t expect everybody to understand that. For me personally, for (Mike) Vrabel and a lot of guys around the world that would sit there and say, ‘I haven’t experienced the black experience,’ or ‘I don’t know what it feels like for the kinds of struggles you’ve been through, but I’m trying to understand, I’m listening and I’m trying to show empathy.’ Honestly, that’s all I can really ask for from anybody. Everybody’s experience is different. I’ve met people from all different races that were some of the best people I’ve ever met. Honestly, all the conversation that we’ve had as a team, that I’ve had with a bunch of different people, it’s all about education. I would just say that for anybody that’s trying to understand what black people are going through or trying to figure out what they can do in this situation is just have empathy. Have empathy as human beings to understand that everybody goes through struggles, not just black people, everybody goes through struggles. Just understand to be more empathetic and be more humane.”

Quarterback Ryan Tannehill, who was also on a conference call, is one of those players that Byard said has

stepped up in the wake of the Floyd tragedy.”

“It’s kind of like enough is enough, right? It’s something that my eyes have been opened to, the privilege I’ve lived with my whole life just because of the color of my skin. The situations my friends, my teammates, guys that I love, that they’ve been put in throughout their life purely because of the color of their skin, things they have to deal with which no man, no people should have to deal with, hearing stories,” Tannehill said. “I think when this first came around in 2016, I was on a team with Kenny Stills who was able to educate me about a lot of it. I’m really thankful for a lot of the conversations that we’ve had along the way. Just such an issue that affects millions of people that if you don’t – I think the unfortunate thing about it is, if you’re a white person you don’t have to deal with it on a daily basis and you’re not put in those situations.

“It’s easy to just go about your life and not recognize it and not realize how big of a deal it is, how many people it affects on a daily basis. I think with this push, I think more and more people are having an awakening to the reality of the situation and how deep it really is, how many layers of injustice there are to it with the court system, and policing, and just on a day-to-day basis. Like I said, there’s so many layers to it. I think that just this push was kind of like the straw that broke the camel’s back, right? It’s been happening for far too long and finally got to the point where enough is enough.”

For Byard, he sees Tannehill beyond just that, saying he had respect for the type of person the quarterback is from their first meeting.

“I respect Ryan to the fullest. I’ve always respected him since I first met him. That’s one thing about me, I don’t look at guys as race and all this stuff. Ryan and his family, his wife, has treated my family with nothing but love and I respect him just for the man he is,” Byard said.

# KEVIN BYARD

“The fact that he’s speaking and using his voice to uplift others, black, white, or different, whatever, it speaks volumes for his character. I will always treat him based upon that. I always try to treat everybody with love and try not to hate anybody. Ryan Tannehill, he’s a great guy. I always feel comfortable around him and I feel like the entire team respects him in that way as well.”

In terms of what he might do to raise awareness like others have done by kneeling for the anthem, Byard said he has not thought about it, but said that whatever gesture is done will likely be through the team and will show team unification.

“Honestly, I really haven’t given any thought to it. I know a few years back when it was a question of teams kneeling, different things like that, I know us as a team, the Titans, we came together and we made a decision. I think we played Seattle that game and both teams decided not to come out. But it’s something I haven’t thought about at all,” he said. “I honestly feel like the fact that the conversation is being shifted a little bit toward how we’re going to protest and different things like that, it just shifts the conversation from what the issue (is) and the things we really need to focus on, which is the racial injustice and different things like that. No, honestly, I haven’t given any thought to it. I’m sure that when the time comes, us as a team, we’ll make a decision as a team.”

###



# KEVIN BYARD

## **FROM A PIPE DREAM TO REALITY: TITANS SAFETY KEVIN BYARD CALLS BUYING HIS MOM A HOUSE "ONE OF THE BIGGEST MILESTONES I'VE ACCOMPLISHED"**

**BY JIM WYATT  
TENNESSEE TITANS  
JUNE 18, 2020**

NASHVILLE – Kevin Byard has played in a Pro Bowl, and he's been voted a team captain by his teammates.

The Titans safety, who has 17 interceptions over the past three seasons, is regarded one of the best in the game at his position.

But there's something else Byard is even more proud of – he bought his mother a house recently.

"That's probably one of the biggest milestones that I've accomplished in my playing career, for sure," Byard said. "To get drafted, and second to be able to buy my mom her forever home is something that means dearly to me, has meant something to me since I was younger.

"It's kind of been a pipe dream. Something that I never really – something I thought about doing, but I never really thought it was going to be possible. Just been a lot of hard work and dedication to be able to accomplish that goal."

Byard has credited his mother, Artina Stanley, for much of his success.

Following a divorce when Byard was in ninth grade, his mother moved with the children from Philadelphia to Atlanta. While the family dealt with financial struggles, Stanley worked long hours to make sure her children received what they needed. Byard has said he and his older brother "had to grow up really fast" as they helped their mother with taking care of the younger kids in the family.

In a social media post by Byard, he showed his mother in front of the house he purchased.

"When you come from where I come from, stuff like this is a pipe dream that only a few are able to accomplish," Byard wrote. "I hate that we couldn't be there but I'm more happy that everything worked itself out. I love you mom and enjoy your new forever home! ☐"

Byard, who played collegiately at MTSU, has made an effort to give back to the community.

Last May, Byard hosted 200-plus youngsters at the inaugural Kevin Byard Football Camp at Ensworth School. At the time, he said he planned to hold the camp - which was free - every year.

In September, Byard partnered with UnitedHealthcare to distribute new shoes and socks to over 300 students at Robert Churchwell Elementary School in Nashville. Byard tossed the football with kids, and spoke to them about the importance of making good grades.

Byard joined Titans teammates, coaches, and other members of the organization for tornado clean-up efforts in Nashville in March.

Kevin Byard Taking One Day at a Time as Season Approaches

Byard has taken part in the Titans Caravan, and other off-field events in the Nashville area.

On the field, Byard said he wants to keep improving while being even more of a leader.

"We're all in this together," Byard said. "We're all in this to win a Super Bowl. I know for a fact every single day that I come into that building I come into that building to put in the work, and I come into the building to work hard and try to accomplish that goal. I feel like we all should be trying to accomplish the same.

"I'm going to try to hold my guys accountable if I feel like somebody is slacking off, or if I'm slacking off

somebody should hold me accountable. I think that's just the relationship that we all need to have in the building, and not be too concerned with emotions and different things like that. It's all about the goal of trying to win a Super Bowl."

###

# KEVIN BYARD

## **TITANS SAFETY KEVIN BYARD TO SERVE AS UNITED WAY OF GREATER NASHVILLE OFFICIAL SPOKESPERSON**

**BY JIM WYATT  
TENNESSEE TITANS  
JULY 1, 2020**

NASHVILLE – Titans safety Kevin Byard has been selected as the official spokesperson for the United Way of Greater Nashville.

Byard plans to use the platform to influence others while making an impact in the community, starting with the virtual 2020 Stuff the Bus school supply drive.

"I'm honored and excited to team up with United Way of Greater Nashville," Byard said in a statement. "We both share a passion for impacting those in need in our community and striving to give everyone the resources needed to be successful. I'm looking forward to building our community and launching our work together with Stuff the Bus."

Byard, who played collegiately at MTSU, has made a great effort over the years to give back to the community.

Last May, Byard hosted 200-plus youngsters at the inaugural Kevin Byard Football Camp at Ensworth School. At the time, he said he planned to hold the camp - which was free - every year.

In September, Byard partnered with UnitedHealthcare to distribute new shoes and socks to over 300 students at Robert Churchwell Elementary School in Nashville. Byard tossed the football with kids, and spoke to them about the importance of making good grades.

In 2019, Byard also teamed up with Academy Sports to provide new shoes and coats for the children of The Boys and Girls club in Smyrna, Tenn.

Byard joined Titans teammates, coaches, and other members of the organization for tornado clean-up efforts in Nashville in March.

Byard began The Byard Family Legacy Fund in 2019 because he wanted to make a difference in the lives of his neighbors. Byard has said the purpose of his foundation is to provide the community with hope.

"We're incredibly lucky to have Kevin on our side," said Brian Hassett, United Way of Greater Nashville's president and CEO. "United Way has partnered with the Tennessee Titans for more than 20 years. Our partnership is so strong because of our shared interest in increasing public awareness about the issues facing our community, and how we can work together to better serve our neighbors."

Here's how individuals, groups and workplaces can contribute now through July 10:

-- Run a drive. Visit [roonga.com/uwgnstuffthebus2020](http://roonga.com/uwgnstuffthebus2020) to set up a team for a workplace or group. Create a team profile, set a goal for your supply drive and share a personalized team link with colleagues and friends to start collecting.

-- Support students by purchasing supply kits or individual items directly from an online store. The items will be delivered to local elementary school students in need.

--Individuals can make a credit card donation in any amount which will be used to buy more supplies.

To learn more about Stuff the Bus, visit [unitedwaygreaternashville.org/stuffthebus](http://unitedwaygreaternashville.org/stuffthebus).

To learn more about The Byard Family Legacy Fund, visit [byardfamilylegacy.org](http://byardfamilylegacy.org).

###

# KEVIN BYARD

## **TITANS SAFETY KEVIN BYARD NAMED NFLPA COMMUNITY MVP**

**BY JIM WYATT  
TENNESSEE TITANS  
SEPTEMBER 11, 2020**

NASHVILLE – Titans safety Kevin Byard has been named the NFLPA Community MVP for the week leading up to NFL Kickoff Weekend.

The NFLPA recognized Byard after he hosted two back-to-school events that benefited more than 100 disadvantaged families in the metropolitan Nashville area.

In partnership with United Healthcare, Stuff the Bus, United Way and Academy Sports, Byard packed and distributed more than 300 distance learning kits to those in need. The kits included school supplies, essential hygiene items, backpacks, gift cards and sporting goods.

"It's an honor and a blessing to be highlighted as NFLPA Community MVP," Byard said. "I'm grateful to give back to my city and ensure I'm truly making a difference to those in need."

Earlier this offseason, Byard was also selected as the official spokesperson for the United Way of Greater Nashville.

Byard said he wanted to lend a helping hand to families who have lost jobs and may not have the resources available to transition to a new style of living and learning. According to the NFLPA release, Byard divided his efforts into two portions earlier this summer – one in person, where he went from door-to-door delivering the back-to-school kits while wearing a mask; and the other virtually, where he reminded the youth to stay strong, focus on their education and that hope is on the horizon.

Byard, who played collegiately at MTSU, has made a great effort over the years to give back to the community.

Last May, Byard hosted 200-plus youngsters at the inaugural Kevin Byard Football Camp at Ensworth School. At the time, he said he planned to hold the camp - which was free - every year.

Last September, Byard partnered with UnitedHealthcare to distribute new shoes and socks to over 300 students at Robert Churchwell Elementary School in Nashville. Byard tossed the football with kids, and spoke to them about the importance of making good grades.

In 2019, Byard also teamed up with Academy Sports to provide new shoes and coats for the children of The Boys and Girls club in Smyrna, Tenn.

Byard joined Titans teammates, coaches, and other members of the organization for tornado clean-up efforts in Nashville in March.

Byard began The Byard Family Legacy Fund in 2019 because he wanted to make a difference in the lives of his neighbors. Byard has said the purpose of his foundation is to provide the community with hope.

Byard also volunteered on Giving Tuesday with local high school football teams to create care packages for the homeless and taking the lead as an instrument for change during the recent social justice protests.

Through his Byard Family Legacy Fund, which he launched in 2019, the fifth-year NFL veteran has held free annual football camps for 200-plus students, hosted Thanksgiving food distributions and provided new shoes, socks and coats for local youth. In just the past year, Byard has impacted more than 5,000

individuals in need in the greater Nashville community.

In honor of Byard being named this week's Community MVP, the NFLPA will make a \$10,000 contribution to his foundation or charity of choice. The NFLPA will also work with Byard to set up a virtual visit to a school or hospital in his community as a way of honoring and inspiring those who are impacted by the ongoing pandemic. Finally, our supporting partner Pledge It has set up a crowdfunding campaign to support the Byard Family Legacy Fund. Supporters can make a flat donation at the following website: [pledgeit.org/kevin-byard](https://pledgeit.org/kevin-byard).

Byard is eligible for this year's Alan Page Community Award, which is the highest honor that the NFLPA can bestow upon a player.

The NFLPA Community MVP program recognizes NFL players who are making a positive impact in their team cities and hometowns. Each week during the regular season, the NFLPA will celebrate one NFL player who has demonstrated a commitment to giving back to his community. Please visit our website to learn more about the program.

To learn more about The Byard Family Legacy Fund, visit [byardfamilylegacy.org](https://byardfamilylegacy.org).

###

# KEVIN BYARD

## **SUPER DAD: TITANS SAFETY KEVIN BYARD EXPLAINS HOW HE DELIVERED HIS OWN SON AT FAMILY'S HOME**

**BY JIM WYATT**

**TENNESSEE TITANS  
SEPTEMBER 16, 2020**

NASHVILLE – Kevin Byard has made some clutch plays during the course of his playing career.

In the season opener at Denver, in fact, his forced fumble led to an early Titans touchdown.

But the 27-year-old made the play of his life last month when he delivered his own son, Kevin Leon Byard IV.

Yes, it's true. And on Wednesday, Byard went into great detail about how it happened while on a video conference call with reporters.

"It's one of those deals where we just couldn't make it to the hospital," Byard started off. "Obviously we weren't planning on having the baby at the house."

Byard said his wife, Clarke, started having mild contractions on the evening of August 23. Around 10:30 p.m., Byard's wife woke up and things escalated quickly. Then, she started having more severe contractions while on the bathroom floor. The child was due on August 24th.

"I kind of got up, I wasn't really panicking, but I scrambling to get some clothes on, helping her try to get dressed," Byard recalled. "Her mom was downstairs, so I called her up."

Byard then got the car ready, as Clarke Byard started moving around. Byard called the doula and said, "meet us at the hospital." But with things changing, it became, "meet us at the house."

With the doula on the speakerphone, the Byards provided updates. With the doula being 30 minutes away from the Byard's home, she

provided instructions. The first: "Let's try and get her in the bathtub."

But by this time, Byard said his son's "head was already poking out." At this point, Byard said his wife was on her hands and knees.

"The (doula) said, "Tell her to start pushing, the baby is coming," Byard recalled. "His face was pointing upward, so I could see his face was real purple. I was nervous about that, so the doula told me to support his head."

About 10 or 15 minutes later, there was serious action.

"Once he got his head out, his shoulders and everything just kind of slipped out," Byard said. "And I kind of caught him in my arms. He waited about five seconds, he coughed about two or three times, and started crying."

Byard's wife remained on the floor, and an ambulance was called.

"We ended up getting the placenta out, cut the umbilical cord, and we headed to the hospital," Byard said. "All of this happened from 10:30 to 11:05. It was like a 30-minute period. Things kind of went fast."

Byard and his wife also have a one-year-old daughter, Eliana.

A former MTSU star and team captain who has recorded 17 interceptions in his NFL career, Byard knows he has a moment he'll never forget.

"That was probably the most memorable thing me and my wife have ever been through in our relationship other than getting married," Byard said. "That's a story I am going to tell my son for the rest of our days."

###

# KEVIN BYARD

## **BYARD NAMED TITANS' WALTER PAYTON MAN OF THE YEAR**

### **FORMER BLUE RAIDER RECOGNIZED FOR SOCIAL ACTIVISM, COMMUNITY WORK**

**BY MICHAEL GALLAGHER  
NASHVILLE POST  
OCTOBER 30, 2020**

Middle Tennessee sports fans have long known what kind of player and person Tennessee Titans safety Kevin Byard is.

On Thursday, Titans head coach Mike Vrabel was as close to giddy as local reporters have probably ever seen him when the third-year coach announced Byard as the Titans 2020 Walter Payton Man of the Year.

"I wanted to tell everybody how happy I was to tell the team about Kevin Byard being the Walter Payton recipient for the Titans," he said. "That is a special honor. That's something that I know that our guys hold in high regard just to the service that they do and the care for others, so just excited to be able to tell the team that and then honor Kevin (Byard) in front of the team. So, I wanted to share that with you guys as well."

Byard is one of 32 finalists for the Walter Payton NFL Man of the Year award, which is given annually to recognize an NFL player for "commitment to philanthropy and community impact."

Byard was recognized by the NFL Players Association back in September as the first Community MVP of the season after he hosted a pair of events where he helped pack and distribute over 300 kits to distribute that included backpacks of school supplies and other various items for distance learning kids.

Additionally, the 27-year-old All Pro has been one of the Titans' biggest catalysts for speaking out on racism, social justice and police

brutality this year. Byard was also one of many Titans players out on the streets in March helping the city of Nashville with its tornado relief efforts.

"This honor is no shock to anyone around Middle Tennessee," said Rick Stockstill, Byard's former MTSU head coach. "Kevin is a great man, a great husband, and a great player who always works hard in the community helping others. There's not a better leader or teammate than Kevin Byard. We love him dearly and wish him nothing but success."

Byard helped deliver his son back in August at his home in Nashville and also recently bought his mother a house back in May, stating it was "a pipe dream that only few are able to accomplish."

As the Titans nomination, Byard will receive up to \$50,000 donated to a charity of his choice by the NFL Foundation and Nationwide. Should he win the NFL award, he will receive \$250,000 donated to a charity of his choice. The winner will be announced during the Super Bowl in February 2021.

No member of the Titans has ever won the award and quarterback Warren Moon is the only player in franchise history to ever win, doing so in 1989. Baltimore Ravens defensive end Calais Campbell won the award last year when he was with the Jacksonville Jaguars.

"I think that's the total package that we're striving for, that all of us are striving for, to have some balance in our families, in our personal life, in our professional life, and then also what we're able to do to impact other people around the community and I know that's something that Kevin has done a lot of," Vrabel added.

###



**VRABEL KNOWS BETTER  
THAN ANYONE WHAT  
CLOWNEY CAN DO**

**BY DAVID BOCLAIR  
SI.COM  
APRIL 4, 2020**

NASHVILLE – If there is anyone in the NFL with reason to believe he can get the best out of Jadeveon Clowney, it is Tennessee Titans coach Mike Vrabel.

After all, he has done it.

Vrabel's one season as Houston Texans defensive coordinator (2017) was also Clowney's best, statistically speaking. Or at least his best to date. And it happened at a time when a number of things could not have gone worse.

Two of Houston's most prominent players on defense at the time – J.J. Watt and Whitney Mercilus – played just five games apiece because of injury. Vrabel's unit finished last in the NFL in points allowed, 29 in yards per play allowed and were in the bottom sixth for red zone and goal-to-go defense.

As it turned out, that also was the one time in his six-year career that Clowney played all 16 games. Never, though, has he played so many positions.

“We did a lot with him,” Vrabel said this week. “We had a lot of injuries (and) we put him in a lot of different places to try to help us affect the game. ... We asked him to do a lot, and he did do a lot for us.”

That season Clowney set career-highs for sacks (9.5), tackles for loss (21), quarterback hits (21), forced fumbles (two), fumble recoveries (two) and tackles (59). He was the only AFC player with at least 20 tackles-for-loss (21) and 20 quarterback hits (20).

It is as close as he has come to meeting the expectations that were set when the Texans drafted him first overall in 2014.

Vrabel and general manager Jon Robinson confirmed the Titans' interest in Clowney, arguably the top free agent still available this season, but there is no indication that a deal to bring him to Tennessee is at hand. Cleveland, which has the most available salary cap space, reportedly has made a push to get him. And Seattle, the team for which he played last season, would very much welcome his return, as evidenced by quarterback Russell Wilson's recent social media plea.

Clowney has been to three Pro Bowls, including in 2017, and for three straight years – beginning in 2017 – he has made the list of the NFL's top 100 players (he has been as high as No. 32).

There have been those, however, who have questioned his work ethic and desire, even as far back as the days and weeks before he was drafted. Then again, Clowney is just 27 years old (his birthday was in February) so there is reason to think that maybe his best is yet to come.

If nothing else, Vrabel has a clear idea of just how good he can be.

“I know that when I coached JD [Clowney], JD was prepared,” he said. “He played extremely hard. ... I never had an issue with any of JD's effort on the field.”

###

## **REXRODE: TITANS WERE IN FOR JADEVEON CLOWNEY ALL ALONG, NOW THEY'RE UP FOR A RUN**

**BY JOE REXRODE  
THE ATHLETIC  
SEPTEMBER 6, 2020**

Now that Jadeveon Clowney is going to be part of the Tennessee Titans' 2020 defense, imagine it without him.

The scheming wizard, Dean Pees, is gone. So is Jurrell Casey, who seeks retribution when the Titans visit him in Denver for the Monday Night Football opener. So is Pees' best blitzer, cornerback Logan Ryan, who had 4 ½ sacks, more than 10 percent of the team's total of 43. Of course, that's also 50 percent more than Clowney's 2019 total of three in Seattle, which is the primary argument against signing Clowney and ignores everything else he does and how close the Titans are to being a complete team. And how one area in particular was setting up to hold them back.

This offense, also known as TanneHenry, is going to score a lot of points. The defense was going to be solid. What Jon Robinson has done, finally, is eliminate the idea that he didn't do everything possible to make it better than that.

Clowney represents completion. Of a pursuit that was rather obvious when the Titans dealt Casey to the Broncos for a seventh-round pick and more so when they didn't draft to address the position. Of a saga that has been odd and stayed odd until the end, conflicting reports on Clowney agreeing to sign until ESPN finally confirmed it. Of a statement acquisition for a franchise that is accumulating NFL respect under controlling owner Amy Adams Strunk, Robinson and coach Mike Vrabel.

Clowney doesn't guarantee anything. But imagine this defense without him. It has excellent inside linebackers and safeties, good

corners, high hopes for Jeffery Simmons, who made Casey and his \$11.8 million cap hit (and \$26 million due in the next two seasons) redundant. Between Vrabel and outside linebackers coach Shane Bowen, it has a collective plan to replace Pees. It has everything but a good feeling about affecting quarterbacks with four pass rushers at a time, which you have to do in this league.

Imagine the playoffs, which this team could have reached without Clowney. Another shot at Kansas City, which this team could have earned without Clowney. It's still only getting there with an offense that lives up to its billing, and the Titans aren't beating the Chiefs without a whole bunch of points. But maybe there's one Clowney sack in there, or forced fumble, or commanded double team that allows someone else to make a play, that gives the Titans one stop they wouldn't have gotten otherwise.

Whatever they did in 2020 without Clowney, anything but winning the Super Bowl would have been greeted with this question more than any other: "What if they would have signed Clowney?"

That's just how this thing has gone, and it's how this team is built. It was going to be Harold Landry, who had nine sacks in his second season, looking at a lot of attention. It was going to be Kamalei Correa on the other side, a nice story, but not a Clowney when Clowney is right. Not a guy who was going to take eyes off Landry. It was going to be Vic Beasley, Robinson's top free-agent signing (one year, \$9.5 million) before this reported one-year, \$12 million deal with incentives up to \$15 million for Clowney. Beasley just passed a physical Saturday after not initially reporting to camp, and before all that there were questions about his love for football and downward trajectory since leading the league with 15 ½ sacks in 2016. It was going to be reserve Derick Roberson, a former undrafted free agent who has demonstrated some ability. That was it.

It was going to be a team with 25 returning sacks from 2019 among front-seven players. Only Landry and Correa (five) had more than three. This is how average opposing quarterbacks can be made to look better than they are. This is how a really good Titans secondary can be made to look average. You can't rely on exotic scheming all the time, especially with Pees gone. You can count on Clowney making it more likely, consistently, that the Titans will bother quarterbacks without having to blitz.

He had just three sacks last season, yes, and he had a core injury that required offseason surgery. He's also had significant knee, wrist and elbow injuries in his past. That's the biggest concern. The "doesn't play hard" tag is a twisting of the very real "doesn't like camp" tag, and if effort issues are real, do you think Vra-Rob goes to all this trouble to get him to Nashville?

The three-sack criticism ignores the fact that Clowney had two touchdowns last season, one returning a fumble and one an interception. It doesn't account for the way he blew up San Francisco's offense in a big Seattle win there, with one of those touchdowns, a forced fumble, a sack and five quarterback hits. An every-down inability to block him, and ripple effects in favor of Seattle, were on display. It totally blows off Clowney as a run defender, and the fact that the Titans' rush defense has been good but not great the past couple seasons. He'll help it.

No, Clowney has never been a pure pass rusher. His career high was the 9 ½ sacks he had in 2017, with Vrabel as his defensive coordinator in Houston. But he also had 21 tackles for loss and 21 quarterback hits that season. And when he's healthy, when he's right, offenses have to account for him.

Consider what that could mean for Landry. Landry should be ecstatic today. Consider what that could mean for Simmons. Imagine Clowney coming up the middle, as

# JADEVEON CLOWNEY

Vrabel liked to do with him in some passing situations in Houston, flanked by Landry and by a Beasley who is healthy and right. And with Simmons providing interior push. This is where it's easier to imagine the extra stop or two against a Kansas City, or a Baltimore, or a Houston, to win the Titans a very important game.

There's no argument against doing this for a one-year deal, especially at that price (Clowney reportedly wanted \$20 million or more initially, which is outrageous). The Titans have a chance to make a run this year. They have the money to pay him this year. Yes, the cap is going down in 2021, so more money to roll over would be useful as the Titans try to retain Jonnu Smith and Jayon Brown. Robinson has operated with a long-term approach.

But when you're this close, and the Titans are, you go for it. Robinson has recognized this all along, has been pursuing Clowney all along, though that meant weeks at a time of waiting for Clowney to get serious and more reasonable in his demands. Now there will be no more questions about why Robinson dealt Casey and then didn't come with a corresponding addition. There will be no questions about why he didn't do all he could do to take advantage of this one-year window.

If Clowney isn't healthy, isn't right, doesn't fortify the defense as hoped, it was still worth a shot. If he is and does those things? TanneHenry better make way for LandaClowney.

###

# JACK CRAWFORD

## **JACK CRAWFORD IS ACCLIMATING TO THE TITANS. THE TITANS ARE ACCLIMATING TO HIS BRITISH ACCENT.**

**BY ERIK BACHARACH  
THE TENNESSEAN  
AUGUST 24, 2020**

Jack Crawford's accent is caught in a weird middleground. When he goes back to his native London, "everyone says I sound American," Crawford said. But when he's meeting new Titans teammates in Nashville, they quickly determine through his accent that he's not from around here.

"Sometimes people will catch on to some words I say, and they'll be like, 'What? 'What'd you say?' and they won't understand what I'm saying, and I'll have to kind of almost adjust my accent so they understand what I'm saying better," said Crawford, whom the Titans signed in April. "It's always been an issue for me."

But it's more of a minor issue as Crawford acclimates to a new team during an unprecedented offseason that already has thrown a significant challenge at the 6-foot-5, 274-pound defensive lineman.

On Aug. 7, the Titans placed Crawford on the COVID-19/Reserve list, which is for players who test positive or who have been around someone who has tested positive. Almost two weeks later, on Aug. 20, the team removed him from the list.

But that was a long time to be away from his new team.

"I don't think I'm caught up yet," the 31-year-old Crawford said Sunday. "I think that it's tough because I came into a new system with a new playbook, new culture, everything. To have to go into a quarantine after just arriving here, I felt like I was falling further behind than I already was.

"I felt like the past couple of days have been good for me in terms of

just trying to catch up, and trying to go into putting in extra time whether it (is) studying the playbook or walking through certain plays."

More:5 observations from Titans training camp: Khari Blasingame getting carries

Crawford, who played the past three seasons for the Falcons, provides a veteran presence for a relatively young defensive line group that is led by second-year tackle Jeffery Simmons. Crawford has 16 career sacks over his eight seasons in the NFL, including six in 2018. He's made 26 starts in the NFL.

"He's a veteran player," Titans coach Mike Vrabel said of Crawford, "and what has stood out to me has been the effort that he's been able to show since he's gotten back off that COVID/Reserve list."

He certainly has a strong argument for being the most interesting Titans defensive lineman.

For example, Crawford used to be classmates with Daniel Radcliffe, the actor who played Harry Potter.

"He was always absent," Crawford said of Radcliffe, "so he wasn't really there that much."

Crawford moved to the United States when he was 16 to play basketball. His junior year of high school marked his first time playing football.

"I grew up playing rugby a little bit," Crawford said, "so I felt like the contact wasn't a problem for me. I just had to learn the rules, to be honest."

He's really big into mixed martial arts, though his training on that front has been halted amid the pandemic.

"That's my favorite sport," Crawford said of MMA. "A lot of my close friends are in the sport. I love training in that area. I think it relates to defensive line and offensive line so closely. I think that everybody who plays in the trenches can benefit from it."

And, of course, he's got an accent that is wholly unique at Saint Thomas Sports Park, although Crawford insists it's not as thick as it once was.

"When I came to the (United States) my accent was a lot stronger, and then over time it kind of faded a little bit," Crawford said. "My accent got caught in (the) middle. I go to London, I'm American. I come over here, people say I sound funny. It's stuck in a weird place. I'm just trying to hold onto what little bit of accent I got left."

###

## HEADING INTO A CONTRACT YEAR, TITANS' COREY DAVIS AIMS TO 'DO NUMBERS'

*BY TURRON DAVENPORT  
ESPN  
SEPTEMBER 5, 2020*

NASHVILLE, Tenn. -- The Tennessee Titans were down by three points with 5 seconds left on the clock in overtime when Corey Davis stepped up.

In that 2018 Week 4 game against the Philadelphia Eagles, quarterback Marcus Mariota lined up in shotgun, looked to his left and saw the matchup that he wanted, then lofted the ball into the end zone. Davis jumped and outmuscled Eagles rookie Avonte Maddox for the game-winning touchdown.

The fans at Nissan Stadium went wild. This was what they were expecting from Davis, the No. 5 pick in the 2017 draft. It capped a career day for Davis, who finished with nine receptions for 161 yards.

Three seasons ago, Davis was viewed as an integral part of the Titans becoming an explosive passing offense. Now, he's entering a critical year that could potentially be his last in Tennessee after the team declined to pick up his fifth-year option. Davis made it clear that he is looking for a big season in 2020.

"I'm trying to do numbers this year," Davis said. "Definitely a lot more hungry."

Statistically, Davis hasn't posted the numbers that match his draft status. But the Titans staff know the talent is there.

"You look at his size, his play strength, his toughness. He's willing to play in high-traffic areas," Titans wide receivers coach Rob Moore said. "You can do a lot of different things with Corey because of his size and ability to run. He brings a lot of attributes to the table."

Davis' best season was 2018 -- the only year when he played all 16 games -- when he had 65 catches for 891 yards and four touchdowns. The top example of Davis' playmaking ability came during Week 9 of that season against the New England Patriots, when Davis posted seven receptions for 125 yards and a touchdown despite being guarded primarily by one of the NFL's best cover corners, Stephon Gilmore.

Corey Davis could be playing his last season with the Titans after they declined to pick up his fifth-year option.

So, what gives -- why hasn't Davis produced more? The biggest area where Davis needs to improve is consistency, which manifests itself in a variety of ways. There's a lot that goes into it, and coaches are always preaching about it.

Coach Mike Vrabel takes time to work on specific things with each player. Here's how he described what he worked on with Davis recently during what he called a "ball disruption period" in practice:

We try to coach and teach the fundamentals of the game, going out and attacking the football. When you do that, you bring it in. Those DBs are practicing trying to disrupt it and punch it out. The focal point was making sure that when we catch the ball out in front of our body, but also being strong to the tuck, so it's not over until we've secured it, just continuing to understand the details.

When the question is how Davis can become a more consistent player, the answer is frequently "details."

"The route running, specifically at the end of the game. That's something that we've tried to work on," Davis said. "Just being great when you're tired and try to fight through that fatigue. There were certain plays where I let fatigue get the best of me."

Added Vrabel: "I think for Corey [Davis] and a lot of players and even coaches, it's understanding the detail

of the play that's going to change each snap based on what the other team does and their coverage. Is it man? Is it zone? How do we want to convert routes and continue to understand how the quarterback is thinking in those situations?"

The Titans scored 16.3 points per game (ranked 28th) in the six games Mariota started last season. In the other 10, under Ryan Tannehill, the Titans scored 30.4 PPG (ranked third). However, Davis scored only one touchdown on a pass from Tannehill in that 10-game stretch.

Tannehill admittedly didn't connect with Davis enough last season. He plans to do so more in 2020.

"I definitely think my chemistry will grow with Corey this year. I think that he's such a talented guy and has so much to bring to the table," Tannehill said.

The mental part of the game is equally important. Davis is adopting a different outlook in training camp this year.

He doesn't want to "beat himself up over the last play." Davis acknowledged that he was too hard on himself at times, struggling to let a bad play stay in the past. Carrying a bad rep over to the next play is never good, but for a player who averaged only 5.7 targets per regular-season game over a three-year career, it's particularly bad.

The emergence of 2019 rookie A.J. Brown (52 receptions, 1,051 yards, 8 TDs) likely cut into Davis' targets. But Davis' approach is to make the most of whatever targets come his way.

"A.J. is going to get a lot of attention with the year he had last year, so whenever my number is called, I've got to go make it happen," Davis said.

After having offseason surgery to repair a turf-toe injury that limited him last year, Davis is looking forward to staying healthy and being more productive than ever. Being vocal about wanting to "do



## COREY DAVIS

numbers" is a change from the typical "take it as it goes" approach that Davis used to point to when asked about his production. There is plenty on the line for him.

"I'm not really focusing on the contracts, nothing," Davis said. "I'm just going to go out there and play football and handle my business, and everything will take care of itself."

###

**TITANS GUARD NATE  
DAVIS STRONGER, MORE  
CONFIDENT, HEADING  
INTO YEAR TWO**

**BY JIM WYATT**  
**TENNESSEE TITANS**  
**AUGUST 20, 2020**

NASHVILLE – Nate Davis won't lie.

In his first NFL training camp a year ago, the Titans offensive guard had his share of struggles while adjusting to the next level. He missed time with an injury, and when the regular season started, he then found himself among the team's inactives for the first three games as he worked his way back.

On Thursday, Davis admitted there were times when he felt like he was just "hanging on." It wasn't until the back half of the season until he settled down and started feeling comfortable, he said.

"Last year, it was more like, just hanging on," Davis said with a smile on Thursday. "There were a lot of things going on, head spinning, and just trying to get the plays down and all that stuff."

Davis found himself, and the Titans realized they'd found themselves a good one in the third-round pick from the 2019 NFL Draft.

Davis played in his first NFL game in Week 4 in Atlanta before taking over as the team's starter at right guard in Week 5 against the Bills. Davis ended up starting the final 12 games of the regular season, and all three of the team's playoff contests.

He was part of an offensive line that paved the way for running back Derrick Henry's 1,540-yard season, while also protecting quarterback Ryan Tannehill during a year when he led the NFL in passer rating, and the team to victories.

Looking back, Davis feels like a different person in this year's camp. He's confident, and comfortable, as he heads into Year 2.

"My confidence has definitely shot up, that's for sure," Davis said. "That was probably the biggest thing from last year, just understanding that I belong. Really, the sky is the limit for me."

"This year, it is just focusing on the little things. I have the plays down for the most part, it is just playing faster and understanding what our offense is and doing everything I can to help this team."

Davis, who played collegiately at Charlotte, said he's also a lot sturdier. Getting stronger was one of his top priorities in his second year and he spent the offseason in Nashville and back in Charlotte working to improve his game.

While he's still in the 310-pound range, the 6-foot-3 guard said his core strength has improved where he can anchor down and keep the pocket clean in practices, and game days.

"I feel like I got bounced around a little bit last year, so I just wanted to bulk up a little bit and hone in on the little details with our technique and stuff like that," Davis said. "I feel stronger on the field, and everything is starting to slow down."

"So far, I feel good. Just learning some of the details and getting comfortable with the guys. I feel a lot quicker on the field, that's for sure."

###

**JOINING TITANS WORTH  
THE WAIT FOR SPECIAL  
TEAMS ACE NICK  
DZUBNAR**

**BY JIM WYATT  
TENNESSEE TITANS  
AUGUST 16, 2020**

NASHVILLE – When linebacker Nick Dzubnar signed with the Titans back in March, he could hardly wait to join his new team, and continue his NFL career.

He ended up waiting a long time, because the coronavirus pandemic wrecked Dzubnar's plans – and everyone else's, for that matter.

"Everything this year has been so interesting," said Dzubnar, a special teams ace with the Chargers who was signed by the Titans in free agency. "I had five good years with the Chargers, but I was so excited to sign with the Titans. Then it's like, all the excitement, and then you're stuck hanging out, meeting guys on Zoom for the offseason.

"The first two weeks being here, finally actually seeing guys' faces, getting to know these guys on a more personal level and just starting to vibe with the team. ... You can already tell it's obviously a great organization and a good group of guys. It's been pretty easy for me to fit in and it's pretty good."

The 6-foot-1, 240-pound Dzubnar, who has played in 65 career games since entering the NFL in 2015, reported to training camp at the end of July and he's been working with his new teammates during the last few weeks.

Dzubnar played in all 16 games during the 2015, 2016 and 2019 seasons. In 2019, Dzubnar recorded 12 special teams tackles for the Chargers. He ranked first or second in special teams tackles in four of his five years with the Chargers. He had a team-best 21 special teams stops in 2017.

In Tennessee, Dzubnar plans to keep playing like a wild man on special teams.

"I feel like that's why the Tennessee Titans brought me here," he said. "I can't tell you if there's a certain trick, all I know is to go 100 miles an hour with my hair on fire -- 100% effort, nonstop, nonstop, nonstop until I get to the ball carrier or whatever it is, whoever is returning. I think it's more of a mindset and attitude that I had, growing up, playing sports.

"That's helped me excel especially in special teams, because special teams to me is a dogfight every single one. Whether it's punt, punt return, kickoff, kickoff return, it's just a straight fight. If it's a one-on-one battle, it's you against the other guy. I don't like to lose. I look forward to good competition with other good special teams guys, and like I said, it's a battle. It's a fight. I like to think that I can come out on top."

Dzubnar played collegiately at Cal Poly – San Luis Obispo, where he earned All-America honors as a linebacker and was the second-leading tackler in school history with 414 stops, four sacks, seven forced fumbles and five interceptions.

With the Titans, he'll add depth at linebacker while playing under veteran inside linebackers coach Jim Haslett.

Dzubnar is also excited about being reunited with Titans special teams coach Craig Aukerman, his special teams coach for two seasons with the Chargers.

"Just from being here you can tell everyone is always excited -- it's a great organization," Dzubnar said. "The tempo is very fast, but there's a lot of excitement. Auk brings a lot of really good energy. It's go, go, go, go go, which obviously fuels everyone else and that's the way we should play. So, energy is really high, but it's great. It's exciting. Everyone's excited to be out here playing football because we've been off for so long. There's really good

energy. A lot of guys are working hard. We're trying to make everyone better. So far we're doing really well.

"... Auk is great. I have so much respect for him, and what he does, and the way he does it. I'm really happy to be reunited with Auk and I think it's going to be good pairing for us."

Chances are, on Sundays this fall, you'll see Dzubnar sprinting down the field like a heat-seeking missile on special teams.

He'll be decked out in No.49.

If you say his name, well ...

"I've heard it said every single way," he said with a smile. "Announcers used to just call my name like, 'Oh, number 41 or number 48, Nick,' and then they'd stop at the last name. The correct way is (duh-ZOOB-nar). A lot of people think there's a silent 'D' or a silent 'Z.' Anyone that says something with a 'Z' I look back at that, because I don't hold anyone accountable for trying to get it right the first time."

###

## **OAK HILL TO THE NFL: ROOKIE DARRYNTON EVANS IS A BIG TALENT FROM A SMALL TOWN**

**BY JOHN GLENNON**  
**THE ATHLETIC**  
**MAY 13, 2020**

Editor's note: This is the third in a six-part series on the Tennessee Titans' 2020 NFL Draft picks. John Glennon's story on Isaiah Wilson and Joe Rexrode's story on Kristian Fulton were published earlier this week.

Situated between Daytona and Cocoa Beach on Florida's Atlantic Coast, Darrynton Evans' hometown of Oak Hill doesn't carry quite the marquee name of the Sunshine State's hot spots.

It's so under-the-radar, in fact, that the town is one of very few on Florida's east coast without its own exit on Interstate 95.

You really want to get to Oak Hill? Take the exit to one of its big neighbors — Edgewater or Titusville — and start working your way through the back roads. But don't blink. Oak Hill's population stood at 1,792 as of the last census, and if you're not careful, you'll blow through town before you know it.

"It's, umm, really small," Evans said. "We have one blinking light, one Dollar General store, one gas station and then a flea market."

Those who know football, however, are becoming increasingly familiar with the little town, which — just in case you were wondering — also marks the end of Florida's 156-mile "River of Lakes Heritage Corridor." Evans will be one of two NFL players from Oak Hill in 2020, joining safety D'Cota Dixon, who spent last season, his first in the league, on injured reserve with the Buccaneers.

Evans and Dixon attended New Smyrna High School, which has also recently produced Raheem

Mostert, who led the NFC champion 49ers in rushing last season, and linebacker Cole Holcomb, who piled up 105 tackles as a Washington Redskins rookie.

Mostert, who played for five teams in his first two seasons in the league, has found a home in San Francisco. He was among the first to reach out to Evans on social media during the draft, tweeting three simple words: "We built different!" It was a message that celebrated the New Smyrna talent pipeline, and — perhaps — served to acknowledge that Evans may turn out to be the best of the bunch.

"You guys in Tennessee got a great pick in Darrynton, and you're in for a real treat," said Mostert, who ran for 220 yards and four touchdowns in last season's NFC Championship Game victory.

"He's got that same underdog mentality as I do, always having that chip on his shoulder and wanting to go out and prove himself when people doubt him. He's really something special, and I can't wait to see him take off."

"We had our fingers crossed"

Justin Watts knows the way to Oak Hill.

As the recruiting coordinator at Appalachian State, Watts is tasked with discovering those hidden gems who have managed to elude the Power 5 conferences for one reason or another.

Watts first met Evans at New Smyrna High in 2015. He expected to find a back who was a little too small to excite the bigger programs. He was pleasantly surprised when he first spotted Evans in the weight room.

"At our level, you kind of expect to see a slighter-built athlete, but Darrynton was built a lot better and was a lot more powerful looking than I expected," Watts said. "Then you start watching a little film of him, and you see what speed he had and how explosive he was."

What Watts also saw were intangibles such as effort and determination, a possible byproduct of a little-brother syndrome. Evans and Eugene Mostert, Raheem's younger brother, competed for years with their big brothers despite an age difference of about half a decade.

"(Darrynton) was definitely one of those kids that wanted to play with the big boys," Mostert recalled. "He felt like he was too advanced to play with the smaller kids, and he wanted to get better by playing with us. I was the same way growing up. I wanted to prove myself against the big dogs. That's the mindset you had to have down there."

Watts was confident he'd found a talent in Evans. But he had to sweat out the next several months, hoping Evans wouldn't attract too much attention and earn an offer from a Power 5 school. The palms of the Appalachian State coaching staff grew especially sweaty when Evans turned in a strong performance at the University of North Carolina's camp. But the Tar Heels were looking for backs with more size than Evans, who weighed about only 170 pounds at the time.

"The way he competed at that (North Carolina) camp with the so-called bigger names and bigger stars, we thought he outshined all of them," Appalachian State head coach Shawn Clark said. "We thought he was the best one in camp that day. So we had our fingers crossed hoping North Carolina wouldn't offer. When they didn't, we went full speed ahead."

### Conquering the Cube

Appalachian State's coaches were at first uncertain where to use Evans, who had experience as a running back and wide receiver. At the time, the Mountaineers were loaded in the backfield with Marcus Cox, the school's all-time leading rusher, and future NFL player Jalin Moore.

But Clark, who was then the team's offensive coordinator, knew he had

# DARRYNTON EVANS

to find some way to get Evans involved. That much was clear when Evans was running conditioning sprints after practice — and finishing 5 to 10 yards ahead of nearly everyone else.

“I still remember on day one of fall camp when (Evans) was a freshman. I saw him take a little bubble screen and go about 80 yards for a touchdown,” Clark said. “I mentioned to (former Appalachian State head coach) Scott Satterfield, ‘I don’t care where he plays, just get the ball to him, especially at running back. Because he can make an offensive line look very good.’”

It wasn’t just Evans’ skills as an athlete, however, that impressed the coaching staff in the early going. An honor roll student in high school, Evans threw himself into the mental side of the game as well. He didn’t just play the game — he studied it.

“He wasn’t the usual kind of freshman, coming in and trying to find his way through,” Clark said. “He was picking the brains of coaches. I was coaching the offensive line, and we’d sit down and talk about protection schemes, the run game, where you want the ball to hit.”

That sounds like the inquisitive nature of a youngster who made quick work of the Rubik’s Cube in high school. True story: Inspired by a member of the swim team who solved it, Evans and five of his New Smyrna teammates bought their own cubes and set up a competition — with a tasty reward for the victor.

“We decided whoever could solve it the fastest gets a meal from every other person,” Evans said. “So I ended up getting it done about two or 2 1/2 days later. I had free meals for a week, basically. It was nice.”

‘Lit up like a Christmas tree’

Most of Evans’ contributions as a freshman came on special teams — he returned 25 kicks, one for a touchdown — and he redshirted the following season because of an injury. By 2018, Evans was

shredding Sun Belt defenses, averaging 6.6 yards per carry on the way to a conference-best 1,187 rushing yards.

It was just before the 2019 season, Evans’ final year at Appalachian State, that he found himself floored by a family concern. His mother, Evelyn, was diagnosed in July with stage 1 endometrial cancer, a form of the disease that begins in the uterus. The same jovial and enthusiastic mom, who’d been in the stands for nearly every game of his career, would be forced to undergo surgery to remove the cancer.

“It hit me hard,” Evans said. “But at the same time, my mom and the rest of the family were so positive about it. She just gave it to God and that helped me. Really, she wasn’t too concerned about herself. She was more concerned about not being there for my games.”

On Oct. 31, Evelyn, only months removed from successful surgery, was back cheering for her youngest son. The retired Florida Department of Corrections probation officer, along with her husband, Darry, made the 600-mile trek up from Oak Hill, supporting Darrynton on a snowy Halloween night in Boone, N.C.

“He just lit up like a Christmas tree,” Clark said of Evans, “and it was a beautiful thing to watch.”

By season’s end, Evans had piled up 1,480 rushing yards and 18 touchdowns on the ground, adding five touchdown catches on just 21 receptions. One of the more impressive stats the 5-foot-10, 203-pound Evans compiled: Over the course of his final two seasons, he totaled 11 runs of 50 yards or more.

Where did Evans develop the kind of speed that enabled him to run a 4.4 40-yard dash at the NFL Scouting Combine? In little Oak Hill, of course, playing with the big boys.

“I was always playing with those older guys from Pop Warner

through high school, and I had to find some kind of advantage to help me keep pace and play with everyone,” Evans said. “I had to find my niche and what I could do, where I could get on the field and produce. So speed has been there. I would say I just did it in college on a bigger stage.”

‘Those guys couldn’t cover him’

So now Evans must prepare himself for the NFL, the biggest stage of all.

And, thanks to the Appalachian State staff, he got a head start last fall. Every year, the Mountaineer coaches study one NFL offense and incorporate some of its principles into their own playbook. It just so happened that App State chose the Titans prior to the 2019 season.

“I don’t think there will be much teaching because he understands it,” Clark said. “I think that should make it an easy transition for him.”

While hulking Derrick Henry is still expected to get the bulk of the Titans’ carries this season, the team’s hope is that Evans can provide a change-up — a blazer who can fly past defenses that get accustomed to Henry’s power. In addition, Evans is likely to have plenty of opportunities as a third-down receiver. Sure, he only caught 21 passes in the Mountaineers’ ground-based attack last year, but Evans does show promise as a pass catcher.

“We could have him in the backfield, shift to empty and put him on a linebacker,” Clark said. “It didn’t matter whether it was Penn State, Tennessee, North Carolina, South Carolina or Coastal Carolina. It was the same result. Those guys couldn’t cover him in space.

“He’s just a guy that does a great job understanding what you’re trying to get done on offense, whether it’s the run or pass protections. He saved us many times on protections because he just knew where the hot guy was coming from. He took a hit off the quarterback. It was just very impressive to watch him do that.”



# DARRYNTON EVANS

We'll let Mostert, Evans' fellow New Smyrna alum, offer up a final juicy NFL scouting report.

"He brings a lot of unique ability in the passing game," Mostert said. "He's more like Alvin Kamara coming out of the backfield, able to catch and also take jet sweeps and do all that type of stuff. He's not just one-dimensional. He can definitely do multiple things."

High praise and high expectations?  
Correct on both counts.

But who knows? If Evans can live up to those kinds of standards, he might just earn Oak Hill an exit all its own one day.

###

## **TITANS LB RASHAAN EVANS READY TO DO EVEN MORE IN 2020**

**BY JIM WYATT**  
**TENNESSEE TITANS**  
**JUNE 17, 2020**

NASHVILLE – Rashaan Evans played like a man possessed in 2019.

The Titans linebacker led the team in tackles with 139, posting double-digit tackles in half of the team's contest. He recorded sacks, made tackles in the backfield, scored a touchdown, and in the team's playoff win at New England, was a force at the goal-line in a critical series of plays.

So, what did he do when the season ended?

Well, he acted like a man obsessed.

"I haven't stopped training since the (AFC Championship Game)," Evans said. "I took maybe a week off to kind of heal up, but ever since then I've been rolling. To be honest with you, I'm ready to play. I'm ready to go.

"Just the simple fact of just as a team we got so close to the Super Bowl game. By me having that first experience being in the NFL and having that opportunity to get to that last game, I think it definitely gave me even a bigger motivation because I know how to get there now."

Rashaan Evans: I am Ready to Play, Ready to Go

Evans, the team's first-round pick in the 2018 NFL Draft out of Alabama, in 2019 doubled his tackle numbers from his rookie season, when he tallied 63.

Playing alongside fellow inside linebacker Jayon Brown, Evans was a difference maker all season. His fumble recovery and return for touchdown in the team's regular season win over the Chiefs was his most memorable play of the year,

but his two stops in the goal-line stand at Foxborough also provided more signs about what's ahead. Evans had 12 tackles in the win at New England.

Evans said he learned a lot about himself in his second year in the NFL, and it has him even more excited about his third NFL season.

"Being able to fight through anything, whether it's injuries, whether it's anything that may be trying to cause me to not be at the best of my game," Evans said. "Just my perseverance and being able to just adapt. Any situation that you get put in in the NFL is something that you can't train for, it's something that just happens out of the blue, but being able to adapt, being able to do it on the run, I think that's the main thing that I've been really proud of myself for. Then, just really as far as me, just continue to keep doing what I've been doing. Being a leader, doing all of the things as far as being in the locker room and encouraging younger guys to be the best players they can possibly be, continue to level up in that aspect, continue to do more and more and more while I'm there just to impact and help out as many people as I can and that I come across."

New Titans inside linebackers coach Jim Haslett can hardly wait to coach Evans on the field, and help him grow. Up until this point, they've only been allowed to work in the virtual offseason program.

"Rashaan was an outside linebacker at Alabama who's moved inside, so obviously he's got pass rush ability," Haslett said. "He can cover a lot of ground, he's strong, he's got power in his play and he plays hard. He plays like his hair is on fire."

Evans said he wants to be even more of a leader in 2020.

And he wants to go to the Super Bowl after coming so close last season.

He knows taking his game to another level would help the cause.

"I just feel like for any player including myself, just having your own personal goals I feel like it just helps the team collectively because if every person is striving for their own individual goals, it just makes everybody else good," Evans said. "For me personally ... (striving to be) All-Pro, Pro Bowl, being the leading tackler, all those other things are definitely something I definitely strive for, to just be the best at the things that I do.

"I feel like with the leadership thing, I think that's something that's natural. It has to be earned. It's something that you don't obtain overnight. For me, right now I'm still pursuing the journey of trying to be a guy that guys can count on. Be a guy that when a play needs to be made, they're looking for me or if they're looking for some type of person, at least be vocal in a situation like that. Not only just on the field, but off the field as well. I know I keep myself to a high standard as far as those things because I know just from the things that I do off the field, I feel like it should definitely match on the field as well. Just with the leadership thing, I think as I'm getting older, maturing, learning more and more about this organization and about this city. I think when you get those types of understanding it comes with greater responsibility for yourself to pass some of the same things you experienced and the knowledge you obtained to guys that are coming in. I think that's where that leadership role comes in and plays a big part."

###

# RASHAAN EVANS

## **FORMER ALABAMA LINEBACKER DONATES GEAR TO LOACHAPOKA HIGH SCHOOL**

**BY HAILEY SUTTON  
WSFA 12 NEWS  
AUGUST 16, 2020**

LOACHAPOKA, Ala. (WSFA) - "When you go to sleep at night, if your dreams are not big enough to where you just want to jump out of your bed in the middle of the night, they're not big enough."

That was the message shared with the Loachapoka football team Friday morning as they gathered outside for a "special surprise. Thanks to Tennessee Titans linebacker Rashaan Evans, the program feels like they are a little bit closer to achieving those dreams.

"Today was a great day," said Loachapoka head coach Frederick Newton. "To see my kids smile the way they did, especially during this pandemic and what's going on, it just brings my heart up."

The Indians were gifted two different pairs of cleats to wear during games this season, along with gloves and other important equipment.

Evans and his foundation, the Razor Foundation, donated more than \$40,000 worth of equipment to the players, a gift that some of them have never received.

"Nobody has ever given us nothing like this before, so it feels good to get something for the community," said senior linebacker and running back Brandon Bedgood. "Me and my teammates - some of us have never had stuff like this, so it feels good to get this stuff."

For them to come out and do that for us when they didn't have to, it was just great to see that," added Newton. "If you saw those kids over there looking at the shoes and everything, like I told someone earlier, it's like Christmas in August."

Rashaan was unable to be at the high school because of coronavirus restrictions, but even 280 miles away, he was still overwhelmed at the impact his donation made.

"It means everything. That's the biggest thing about doing what I do and the things that I live by, is trying to inspire as many people as I come across, and change as many lives as I can," said Rashaan. "I can only being in that situation where some of these guys have nothing. They have no shirt on their own backs, so to be able to have the opportunity to give shoes and some of the other gear, it definitely was a good thing for me to do."

His father, Alan, who helps out with the Razor Foundation echoed those sentiments; and is proud that his son is finding ways to make an impact in local communities.

"Him having the opportunity to play in the NFL, and make the kind of money he makes, and then to be able to give back some of what he has earned, it makes me feel good as a father because he could be doing a lot of other things with his money," said Alan. "He could be buying a Ferrari, or he could be doing something else with it, but he decided he wanted to give a portion of the proceeds of his earnings back to the community."

"I think it was a beautiful thing from some of the pictures I've seen, which really made me feel good because at the end of the day, you play football, you get all these accolades and achievements, but the number one thing is what have you done at the end of the day for other people, and I feel like this opportunity is one that was given to me, especially to do it for some kids and a community who needed it," added Rashaan.

No matter how uncertain the 2020 football season is, the Evans family hopes their donation will inspire more players to have their dreams keep them up at night.

"It motivates me a lot because we play the same position, so I feel like if he can do it, I can do it, too if I put in the same work," said Bedgood.

"To see [The Evans family], hopefully when I go in and speak to [the team] about what this meant to us, and get their opinion on what this meant to them, this hopefully will open up dreaming to them also," said Newton. "So they can be the next Rashaan Evans."

The Razor Foundation also donated gear to the Loachapoka boys and girls basketball teams last November.

###

**A TRUSTWORTHY TARGET:  
TITANS TE ANTHONY  
FIRKSER HEADS INTO 2020  
WITH ADDED CONFIDENCE  
AFTER BIG POSTSEASON**

**BY JIM WYATT TENNESSEE  
TITANS AUGUST 25, 2020**

NASHVILLE – Holding a tenuous 14-13 lead over the defending Super Bowl champions in last year's AFC Wild Card playoff game against the Patriots, the Titans faced a critical 3rd and 8 from their own 15-yard line.

Just over two minutes remained, and the Titans desperately needed a play. Punting the ball back to future Hall of Fame quarterback Tom Brady was the last thing anyone on the Tennessee sideline wanted to do.

Someone needed to step up big for the Titans, and that someone ended up being ... tight end Anthony Firkser.

Titans quarterback Ryan Tannehill found Firkser open on the sideline for an 11-yard completion and a first down. The play enabled the Titans to run the clock down to just 25 seconds before punting it away. Then, the Titans sealed the win with a pick-six, and their playoff run was just beginning.

For Firkser, who caught a 12-yard touchdown pass in the first quarter of that contest, it was a moment to treasure.

Because family and friends from Boston and New Jersey gathered in the stands at Gillette Stadium in Foxborough that night – a group of roughly 30 people – it was even more special.

"It was a cool experience," Firkser said.

It was also a big step in Firkser building even more confidence with Tannehill, his coaches and teammates. Firkser caught two touchdowns in the postseason a year

ago, including a 22-yard touchdown in the team's AFC Championship Game loss to the Chiefs. In three postseason games, Firkser had three catches for 45 yards and the two scores.

"That play (vs the Patriots), and all the postseason stuff helped build my confidence heading into (this) year," Firkser said. "But there are still things I need to keep improving on, and we need to keep building that trust in the passing game. And I need to keep building as an all-around tight end and being involved in first and second down more. I am excited to get started and see where this offense goes. I plan to keep working so I can do whatever is needed to help the team win."

Tannehill, who also connected with Firkser for a nine-yard touchdown catch against the Chiefs in the regular season, said he believes in the tight end.

"I have a ton of confidence in Firk, just seeing what he did last year," Tannehill said. "I saw some tape from the year before. The progress he was able to make last year with big plays in big games, I know I have a ton of confidence any time he's on the field. He's definitely a weapon for us and I'm excited that we can incorporate him this year."

Firkser, a Harvard graduate who initially entered the NFL as an undrafted free agent with the Jets in 2017, has paid his dues in the NFL. His stint with the Jets was a short one, and he then joined the Chiefs. But that experience didn't last long either.

Firkser spent time in meetings as a fullback, and he spent time on practice squads.

He joined the Titans in May of 2018 following a rookie minicamp tryout, and after being waived, he spent time on the team's practice squad. Firkser ended up joining Tennessee's roster in 2018, and it was his first real chance.

Firkser played in 12 games with the Titans in 2018, and he caught 19

passes for 225 yards and a score. In 2019, Firkser played in 15 games during the regular season, making one start. He caught 14 passes for 204 yards, with a touchdown.

Heading into 2020, Firkser is ready for what's ahead.

"Being in the system for two years already and going on a third, I feel pretty comfortable with understanding the offense," he said. "I am just trying to keep learning even more details and watching old film that we have just to keep learning and improving. There's adjustments that we've been making that (offensive coordinator) Arthur (Smith) is putting in, and different schemes we're running and concepts, so just making sure we're on point with all those. And just trying to help younger guys that are around and get them up to speed as quickly as possible."

Firkser spent most of his offseason in Nashville, working with quarterback Logan Woodside and other teammates in town.

He watched a lot of film, and he tried to identify ways he needed to improve.

Looking back at his path to the NFL, and to the Titans, Firkser is glad to be in the position he's in.

A high school basketball star who had offers from Monmouth College and New Hampshire, with interest from Dartmouth and Yale for his ability as a hoopster, Firkser is looking to make more of an impact moving forward.

He's in a tight ends group with veterans Jonnu Smith and MyCole Pruitt, and others.

"I am excited that we have guys like Jonnu and MyCole back," Firkser said. "It was tough to see Delanie (Walker) go – he was a great role model and a great person to have in the locker room and on the team. We are going to miss him a lot. But with Jonnu and MyCole back, we have a good group."

## ANTHONY FIRSKER

"As for myself, I am just focused on being the best player I can be to help the team. Every rep, there is something that you can do better. Always having a growth mindset is something Arthur stresses, so we are never satisfied as an offense. Every rep there is something I can improve on for sure. I have been trying to improve and get better every year, and that's my focus heading into this year, too."

###



## **REXRODE: KRISTIAN FULTON REPRESENTS THE TITANS' BIGGEST GAMBLE OF 2020**

**BY JOE REXRODE**  
**THE ATHLETIC**  
**MAY 12, 2020**

Editor's note: This is the second in a six-part series on the Tennessee Titans' 2020 NFL Draft picks. Click here for John Glennon's story on first-round pick Isaiah Wilson. John's story on third-round pick Darrynton Evans will run on Wednesday.

The Fulton family was gathered in a meeting room in a plush high-rise on 26th Street in New York City, listening to a pitch from representatives of Roc Nation Sports, when the door to the room opened and a familiar face appeared.

"Oh shit," Keith Fulton recalls now of his reaction at the time. "Excuse my language, but that's exactly what it was at the time. 'Oh shit.' My mom gave me a look."

Soon enough, all eyes and ears were attuned to Jay-Z — hip-hop legend, billionaire and founder of Roc Nation — who happened to be in the building on that January day and popped in to chat with Keith, potential client Kristian and their parents. Does Jay-Z happening to be in the building and popping in to chat sound like something that might be a regular thing around the Roc Nation offices when a potential client is visiting? Yes. Yes it does. Still, the conversation went beyond surface pleasantries and sales pitch.

"We chopped it up. He gave us some knowledge, some great knowledge," said Keith, Kristian's older brother by two years and his former teammate at LSU. "He was talking about Kristian's brand and how we have to be able to push his brand, get his name out there in the world. And he was stressing ownership, how big it is for African-Americans in this country to have ownership of their situation, to have that power and

understand you have that power. He was preaching. I started typing some of it up on my phone as he was talking."

The idea of taking advantage of the opportunity at hand was especially appealing to the brothers because they have talked about the same thing often. Keith, a former LSU walk-on running back who graduated in 2019, has started a talent management company. Kristian is his partner and first client. They have sought the advice of several prior draftees of an NFL full of LSU Tigers. And if they needed to be reminded anymore that football is fleeting, they can just look at the jersey number Kristian will wear with the Titans.

No. 26 used to belong to the guy who was arguably the team's best defensive player in 2019. All Logan Ryan did was collect a team-leading 113 tackles, 18 passes defended and four forced fumbles, to go with 4 ½ sacks and the game-cementing pick six in the playoffs at New England, to go with one of the most mature, intelligent and commanding voices in the locker room. But he was all of 28 years old. He got exposed a few times when he had to move outside and match up with serious speed. And he made \$10 million.

So he's out, still looking for a team. Ryan declined comment but said recently on the podcast of Jason and Devin McCourty that the Titans never tried to retain him, even when he said he'd be willing to sign for one season at the same salary.

Fulton is in, the No. 61 overall pick in the second round, representative of both the circle of pro football life — go younger and cheaper where you can, especially if you are paying a quarterback, says NFL roster law — and of the Titans' biggest gamble. Ryan and Jurrell Casey were pillars of this defense, and the Titans traded Casey as a salary dump and let Ryan walk in the same offseason that saw defensive coordinator Dean Pees retire and defensive backs coach Kerry Coombs take over as DC at Ohio State. The Titans are cheaper, and

weaker, on defense after coming up one good half of football short of a Super Bowl because they ran out of stops against Patrick Mahomes and the Chiefs.

They are cheaper no more, and potentially stronger, if they can sign free agent Jadeveon Clowney. That would be a gamble paying off. Until his situation is resolved, assessing this team is difficult. But whether Clowney is in a Titans uniform or not, there will be pressure on Fulton to be ready right away to start and compensate in his own way for the loss of the previous No. 26.

"Those guys have already let me know about the high standard in the DB room that they have, and I've let them know that whatever they need from me, they're gonna get it," Fulton said of a group that will be led by Pro Bowl safety Kevin Byard and still includes Malcolm Butler, Adoree' Jackson and Kenny Vaccaro.

"I've spoken to the coaches about how they feel about him. They definitely feel highly about what he can do and what he can bring to the defense," Byard said of Fulton. "So I feel good about that. As far as him replacing Logan and different things like that, listen, Logan was a great player for us for three years. Last year, he had one of the best years a DB has probably had in a long time. So, to say to replace him, I wouldn't necessarily say we're replacing him because I don't think you can necessarily replace that production. If you look at his stats from last year, I think it's a stretch for anybody to replace that production. But, with what I think (Fulton) can bring as a player, be able to cover inside and outside, having him, Adoree' and Malcolm, it's pretty much pick your matchup. I think that will be good for all of us as a team. I think any time you can have versatile guys that can do both — which I feel like Logan was as well, but I feel like I don't think it's going to be a major drop-off."

The upgrade is in speed, and there's no question the Titans need more of that to contend with the Chiefs, not

# KRISTIAN FULTON

to mention the Ravens, Colts, Texans and whoever else may emerge in an imagined postseason push. The 5-foot-11, 197-pound Fulton ran a 4.46 in the 40 at the NFL Scouting Combine, but for a better gauge of what he brings, check out video of LSU's 2019 win at Alabama and the coverage he provided on Jerry Jeudy and Henry Ruggs III. Or check out Pro Football Focus, which ranked him the No. 2 cornerback in the draft and put him down for 11 targets, three catches, 39 yards and no touchdowns allowed with three pass break-ups in his matchups with Jeudy, Ruggs and Clemson star Tee Higgins. It probably helps that Fulton saw Justin Jefferson and Ja'Marr Chase — a teammate at Archbishop Rummel High just outside New Orleans — in practice with No. 1 overall pick Joe Burrow throwing to them.

"The best of the best, every day," said Fulton, one of a record-tying 14 LSU players to go in the draft last month.

That sounds like a value at No. 61. GM Jon Robinson said the Titans were "fortunate" they were able to stick at 61 and get a guy some projected as a first-round pick. The Titans also added a less-expensive veteran presence, 36-year-old Johnathan Joseph, whose long-term friendship with Clowney is notable. Drafting a corner was going to be a priority either way, and the addition of Fulton is only a risk if you believe a costly mistake he made in college speaks to a character issue.

The Titans did their homework, as all teams do, and don't buy that. Fulton's high school coach, Nick Monica, said: "There's nothing bad you can really say about the kid. Great kid, great student, very humble about himself. He never carried himself like a big-time recruit. You never would have known he was a five-star recruit. I can't say enough good things about him."

To hear Keith and Kristian Fulton tell it, the attempt to pass a drug test with someone else's urine ended up

being a catalyst for growth. Kristian said he was worried about testing positive for marijuana, though it was a test for performance-enhancing drugs. It happened in February 2017, after a freshman season at LSU that was limited to three games because of a finger fracture. The NCAA suspended Kristian for two years.

"I don't think I'd be the person I am today if that didn't happen," Kristian said.

"Just think about it, you're the No. 1 recruit in Louisiana, you have a great career at your dream school just starting and boom, you're suspended two years," Keith said. "I feel like a lot of 18-year-old kids don't get through that. That took something away from him that he didn't realize was so important to him until then. You could just see his maturity level shooting through the roof. It taught him a lot about accountability. I think that's the best thing that ever happened to him. That and being picked in the second round — it all puts a chip on his shoulder."

The suspension was eventually reduced by a year, allowing Kristian to return to the field in 2018, or he may have ended up at a junior college or even in the Canadian Football League.

"Some teams might have dropped me for this, but I know this didn't hurt me personally," Kristian said. "It made me grow a lot. Accountability, being a leader, being a smarter player. I had a lot of time on my hands to study the game when I wasn't playing it."

It helped that Keith was with him at the time, serving as a sounding board and giver of frank advice, a relationship that goes back to Kristian following Keith around their New Orleans neighborhood. It will continue in the future. They have grieved together after losing grandfather Louis Fulton Jr., who passed away last month from COVID-19 complications. They got to visit with him shortly before that, a blessing amid the craziness of

going through the draft process together.

One of the memorable moments was that conversation with Jay-Z, who addressed the one question Kristian knew he would get from every team that interviewed him.

"The most helpful thing he told me was to just tell the truth," Kristian said of Jay-Z. "Don't try too hard to impress anyone. These teams are gonna research everything about you and know everything. So just be truthful, be yourself, and the right fit will come to you."

The Titans ended up being the team, perhaps later in the draft than if Fulton had never had an issue. And Chafie Fields of Wasserman Media Group ended up being the agent. That's no negative reflection on Jay-Z and his agency, Keith said. It was just a matter of finding a place "with a family-oriented feel, with people who have a vision for after football and will be there for it."

Kristian Fulton knows how fleeting it can be, and how important it is to take ownership of your situation.

"At the end of the day," he said, "we made a business decision."

###

## **5 THINGS TO KNOW ABOUT NEW TENNESSEE TITANS KICKER STEPHEN GOSTKOWSKI**

***BY PRINCE ROBINSON  
THE TENNESSEAN  
SEPTEMBER 3, 2020***

The Tennessee Titans agreed to terms with 14-year veteran kicker Stephen Gostkowski, the team announced Thursday.

The 36-year-old will reunite with former New England Patriots teammate, and Titans coach, Mike Vrabel.

Gostkowski worked out for the Titans earlier this week. He recently bought a home in the Nashville area.

Here are five things about Gostkowski:

He's a Madison Central grad

In 2002, Gostkowski graduated from Madison Central High School in Madison, Mississippi.

He won four varsity letters each in football and soccer, and three in baseball. He was an all-state honoree in all three sports.

Gostkowski holds the school record for longest field goal, a 55-yard kick.

Former University of Memphis great Stephen Gostkowski attends the Tigers' game against University of Connecticut in East Hartford, Conn., Friday, October 6, 2017.

Memphis roots

Gostkowski received a scholarship to play baseball for Memphis and was a walk-on for the football team. He majored in exercise and sports science.

He finished his college career with a total of 369 points, a school record, and 13th overall in FBS history by converting 70 of 92 field goals and 159 of 165 extra points.

Gostkowski was selected by the Patriots as a fourth-round pick (118th overall) in the 2006 NFL Draft.

Stellar pro career

Gostkowski holds the NFL record for consecutive extra points made with 479. For his career, he's 374-428 (87.4%) on field goal attempts, and he's scored 1,775 points.

His longest field goal was 62 yards, and he's accounted for 523 touchbacks for his career. He is only the second player in NFL history to score 500 points in his first four seasons in the league, and the first to score 1,000 points in his first eight seasons.

He has three Super Bowl rings, all with the Patriots. He is a four-time Pro Bowl selection, two-time first-team All-Pro and one time second-team All-Pro selection.

Gostkowski is a member of the NFL 2010s All-Decade team.

New England Patriots kicker Stephen Gostkowski, right, greets fans following the football teams arrival at Gillette Stadium, Monday, Feb. 4, 2019, in Foxborough, Mass., after defeating the Los Angeles Rams Sunday in NFL Super Bowl 53, in Atlanta, Ga. (AP Photo/Steven Senne)

Consistent pedigree

There are only three players who have played in more playoff games than Gostkowski: Tom Brady, Adam Vinatieri and Jerry Rice.

Gostkowski has played in 204 career games in the NFL and has played in all 16 regular-season games 10 times. He's played in 28 playoff games, as well.

A couple hiccups

Gostkowski missed a couple game-altering kicks in the postseason. He most notably missed an extra-point attempt in the AFC title game loss against the Denver Broncos in January 2016.

He also missed a field goal and an extra point in the Patriots' Super Bowl loss to Philadelphia in February 2018. The Eagles won 41-33.

###

**WHERE WOULD THE  
TITANS BE IF THEY CUT  
STEPHEN GOSTKOWSKI?  
NOT 3-0, FOR SURE**

**BY KYLE TUCKER  
THE ATHLETIC  
SEPTEMBER 28, 2020**

It seems absurd now to suggest it was even possible, and maybe the franchise never actually considered a move that many fans would've surely supported at the time, but can you imagine if the Tennessee Titans had cut kicker Stephen Gostkowski after his Week 1 debacle in Denver?

Well, yes, of course you can imagine. Just rewind the tape to last season, when the Titans trotted out four kickers who combined to make only 8 of 18 field goals. But none of those guys was a three-time Super Bowl champion or a four-time Pro Bowl pick or the fifth-most accurate field-goal kicker in NFL history, like Gostkowski. Had he been almost anyone else, instead of the typically clutch 15-year veteran who played with Tennessee coach Mike Vrabel in New England, Gostkowski probably would've been toast after missing three field goals and an extra point in his Titans debut.

"Didn't give it much thought," Vrabel said of cutting his old friend.

In an alternate reality where they had, the Titans might be 1-2 right now. Instead, incredibly, Gostkowski has kicked this team across the finish line for the third consecutive week and Tennessee is 3-0 for the first time in a dozen years. His winner from 25 yards in Denver was technically redemption, but no one was especially relieved by that chip shot. His winner from 49 yards last week against Jacksonville was more encouraging, but he also doinked another extra-point attempt. On Sunday in Minnesota, when Gostkowski drilled the last of his six field goals in as many tries, a no-doubter from 55 yards for the lead with 1:48 to go, he was finally, fully redeemed.

The Titans, improbable 31-30 winners over the Vikings, made eight total field goals in 2019, it bears repeating. Gostkowski has now made nine straight since his early meltdown in the mountains, including some boomers: 49, 51, 51, 54 and 55 yards the last two weeks. He's gone from the worst game of his life to looking like the best and most clutch kicker in the NFL again, all in the span of 13 days. This is exactly why Tennessee signed him late in camp, just not exactly how anyone figured it would unfold.

So, what the heck happened?

"Having one week of practice might not be enough to get comfortable" as it turns out, Gostkowski conceded Sunday. What, the last-minute addition of a 36-year-old kicker coming off hip surgery makes for precarious preparation? "Obviously, I was rusty that first game, didn't feel great. Obviously played one of the worst games I've ever played. But the worst thing you can do is try to just change everything. You need to stick with what gets you there."

That includes socks. Or no socks, in his case. When Gostkowski ripped off the shoe and sock on his kicking foot and laced back up sockless in the middle of his nightmare game at Denver, it looked like a potential mental breakdown in progress. It was quite the opposite. He has not worn socks on game day since.

"I practiced all summer without them, and I don't know why I decided to put them on," Gostkowski said. "It's a little bit like baseball: If you do something and you're in a slump, you try something else and get on a roll."

He's rolling all right, and because of it, so is Tennessee. On a day when the Titans had 444 yards but managed only two touchdowns in nine possessions that reached Minnesota's 41-yard line or closer, they needed a guy who missed four kicks on opening night to be powerful and perfect.

"Steve had a day today. Appreciative of that," the always

verbose Vrabel said. "Just doing his job. That's all we ask him to do."

Ho-hum, just another day at the office nailing 6 of 6 field-goal attempts in a white-knuckle comeback attempt on the road. But that's actually the secret — other than the socks — to Gostkowski's success. It's all about reducing those high-pressure situations to the intersection of mundane procedure and muscle memory. With no fans so far, that includes Gostkowski picking a spot high up in the stands that looks dead-center between the pipes and trying to kick it there.

"I just try to follow through my leg and my whole body down that path," he said. "You start seeing a few go in and they're going right where you're aiming, it's easy to walk out there with your head held high and go stroke another one. Don't let the situation get too big for you. You're still just going out there and making a kick."

Gostkowski has a love-hate relationship with his chosen trade, he said, and he definitely hated it after Denver. He said he was embarrassed, disappointed in himself. He was a reluctant hero, even after making the kick that delivered victory. It was relief that night, not pride. But then it was back to practice and the comfort of routine.

Most kickers get cut when they miss four tries in a single game, but Gostkowski isn't most kickers. He has a wisdom and a wealth of experience that Vrabel and the Titans trusted to — pun intended — kick in.

"It's just trying to find the fine line between not getting too high or too low," Gostkowski said. "I'll beat myself up for a few days, and then I'll move on. I just say, 'Screw it, I don't care anymore.' It's not going to do me or the team any good to just cower and just wilt away to nothing. So you just prove to yourself and prove to your teammates that you deserve to be there."

Mission accomplished on that front.

“He’s mentally strong. Kickers have to be in this league,” quarterback Ryan Tannehill said. “We never lost confidence in him. I know every time he steps on the field, I have a lot of confidence he’s going to make the kick.”

###

Gostkowski doesn’t know if he was close to getting canned after Week 1. He doesn’t seem to care. He’s enjoyed a long and successful career, and if today were his last in the NFL, he claims he’d be at peace with it. Not that he’s in a hurry to leave.

“It’s a lot more fun to be an asset than a liability,” he said after Sunday’s victory. “It’s nice not to be up here in an embarrassed state. I had my back up against the wall. It’s emotions and feelings I’ve never had before. To just keep my head down and grind and have some good results the last two weeks definitely means a lot.”

Where would the Titans be without him? They surely shudder at the thought. These have not been three aesthetically pleasing wins to open the season, but they are wins nevertheless — and 3-0 teams have gone on to make the playoffs about 75 percent of the time since 1980. In the AFC South, Tennessee leads Houston by three games, Jacksonville by two and Indianapolis by one. This is a team, and a kicker, who’ve stared down a slew of mistakes and risen above them.

“If you can find a way to win, the feeling is so much better the next day than finding a way to lose,” Gostkowski said. “And then if you’re in that situation again, whether it’s a tight game or you have to make a comeback or make a big play at the end of the game, now you’re like, ‘I’ve been here before. I know this feeling. I have confidence in this situation.’ It’s a snowball effect.”

And that, folks, is why you don’t cut this kicker, even after a four-miss day. He’s been there a bunch, and he delivered again Sunday.



# DERRICK HENRY

## **DERRICK HENRY ON TITANS LEGEND EDDIE GEORGE: “HE IS LIKE A BROTHER TO ME”**

**BY JIM WYATT  
TITANS ONLINE  
SEPTEMBER 13, 2019**

NASHVILLE – Time flies when you’re with Titans legend Eddie George.

Current Titans running back Derrick Henry found that out over the summer on a cross-country flight from Los Angeles to Nashville after the Heisman Trophy winners shot a commercial together.

“Eddie, he is a friend, really more like a big brother to me,” Henry said of George. “That flight from L.A. to Nashville, it was like a 3 ½ hour plane ride. I am not a long plane ride type of guy, but it was great. I enjoyed it. It was great because me and Eddie were in first class and we talked the whole flight, for 3 ½ or 4 hours.

“We talked about everything, and I was able to find out so much more about him. I can talk to Eddie about anything. He really is like a brother to me.”

George, who ran for 10,009 yards while playing from 1996-2003 with the Titans, will have his No.27 retired at halftime of Sunday’s game against the Indianapolis Colts at Nissan Stadium.

Henry, of course, will be busy. The fourth-year running back from Alabama has turned into a real workhorse for the Titans, like George was during his playing days with the team.

Henry said George has never been too busy for him.

In fact, George texted Henry after his big game on Sunday against the Browns, when he scored two touchdowns, including one on a 75-yard touchdown catch.

Henry said George has always been supportive. Last season, if you remember, Henry credited George for lighting a fire under him with a midseason pep talk, which jumpstarted his season. Henry finished last season with 1,059 yards and 12 touchdowns.

“When we talk, he is always positive,” Henry said of George. “He is always giving me knowledge. He takes time to do those things. I definitely appreciate it, because he has a lot of things going on. It is always cool for me.”

Henry said he grew up an Eddie George fan in Yulee, Florida.

Not long after he got to Tennessee, he asked the team’s video staff for some of George’s game film.

“I try to watch him,” Henry said. “But I’ve been watching Eddie since I was a kid. He was big and physical, and he used that to his advantage. He could catch the ball, and he was fast. He was just a nasty player in all aspects of his game. Not many come around like that. The Hall of Fame is just waiting for him to get there.”

On Thursday, George was listed among the 122 modern-era nominees for the Pro Football Hall of Fame’s 2020 class.

In addition to George’s No.27, the Titans will also retire Steve McNair’s No. 9 jersey on Sunday.

“9 and 27,” Henry said. “Those are two legends right there. It’s well-deserved.”

###

# DERRICK HENRY

## LESSONS TAUGHT BY HIS GRANDMOTHER STILL PUSH DERRICK HENRY TODAY

**BY TURRON DAVENPORT**  
**ESPN.COM**  
**JANUARY 3, 2020**

NASHVILLE, Tenn. -- In his fourth season, Derrick Henry put it all together. The NFL's leading rusher is physically gifted -- at 6-foot-3, 247 pounds, he's bigger than most running backs, yet he has the speed to break a long run -- but that isn't what sets the Tennessee Titans' star apart.

Conditioning, stamina, work ethic - that's why Henry continues to run strong late in games and deep into the season. His 997 second-half rushing yards are the fourth-most in the past 30 seasons, according to the Elias Sports Bureau. Slowing him down will certainly be a priority for the New England Patriots on Saturday (8:15 p.m. ET, CBS).

"It's never going to be perfect, but you're shooting for it," said Henry, who finished the regular season with 1,540 rushing yards. "You're just trying to be the best at what you do. That's just how I always think. Man, you can have all of the talent in the world, but the hard work overrules that. When you work hard, it's definitely going to show. That's why with any athlete, we have struggles, and we have adversity, but as long as you work hard and keep your head down, you will always prevail."

That drive isn't necessarily something Henry was born with. He was taught by his family at a young age.

Derrick Henry's second-half surge

Derrick Henry's 997 second-half rush yards are the fourth-most in the past 30 seasons.

YEAR	PLAYER	YARDS
1998	Jamal Anderson	1,133

1997	Barry Sanders	1,097
2009	Chris Johnson	1,004
2019	Derrick Henry	997
2012	Adrian Peterson	984

Source: Elias

"There's always going to be adversity in life," Henry said. "I saw it growing up."

Henry looks back on his life and sees that his family never gave up when times were hard. That's where his intense work ethic comes from. He flashed a smile when he mentioned his relationship with his grandmother, Gladys Henry, who helped raise him along with his grandfather. She gave him his nickname, "Shocka," because his parents had him when they were young. Henry's dad was the youngest of 14 children.

Growing up, Henry did everything with his grandmother.

"We had a special relationship," Henry said. "I couldn't do anything without her, and she couldn't do anything without me."

His grandfather died in 2000, and then it was up to his grandmother to make ends meet. Her drive to provide was an example for Henry as he worked his way through the football ranks.

"She had to continue to work and provide for us as a family," Henry said. "Watching her get up when she didn't want to, she worked at the Holiday Inn cleaning the hotels, so we had food on our table, clothes on our back and a roof over our head. That's what I will always remember. It's what she instilled in me. Always work hard. Always keep God first. Prayer is powerful. That's what I believe in, and it's what I will one day teach my kids."

Derrick Henry led the NFL in rushing during the regular season, with 1,540 rushing yards. Zach Bolinger/Icon Sportswire

Titans running backs coach Tony Dews said Henry is his own worst critic. Dews said the fourth-year back came to him in the offseason with areas in which he wanted to improve. Dews studied tape of running backs to find ways Henry could improve.

"Derrick is really conscientious about everything," Dews said. "He wants to be the absolute best at everything. He and Dion [Lewis] are very competitive with each other. Dion has done a really solid job over the past couple of years in pass protection, so they share things, and obviously, Derrick doesn't want to be outdone by Dion, so it becomes a competitive thing."

"The biggest thing about Derrick is when he watches himself and sees something he doesn't like, he wants to correct it. I would say that is what motivates him -- watching himself as much as anybody else."

Henry has gotten better as a receiving option out of the backfield. His 18 receptions for 206 yards and two touchdowns during the regular season were close to his receiving numbers from the previous two seasons combined (25 receptions, 235 yards, one TD).

✓ @TDavenport\_NFL

Derrick Henry reflected the everyone must improve their game mantra. Feels he has to improve on each and everything. #Titans Tennessee's passing game, fueled by quarterback Ryan Tannehill and rookie wideout A.J. Brown, has been a big part of the Titans' success. But Henry's 549 yards and six touchdowns in December have been arguably as important. His coaches and teammates have the utmost respect for the work Henry puts in during the week.

"The one thing that I tried to figure out a few years ago was that I don't think I have to motivate him," coach Mike Vrabel said.

Added center Ben Jones: "Seeing him in person and how hard he works, he's grinding every day. He

# DERRICK HENRY

wants to be the best guy on the field, and you want to block for a guy like him. He's just a physical specimen out there. He's a monster."

Opposing coaches have noticed, too. Despite the sore hamstring, Henry gained 103 yards on 18 carries and scored two touchdowns last month in a pivotal victory over the Oakland Raiders.

"This man will not get tired," Raiders coach Jon Gruden said via conference call. "He won't do it. I'd like to see the GPS numbers on this guy. I mean, he can run fast for a long time. He can run hard for a long time. There's no tag-team wrestling. He doesn't have to reach over and get another back to get him out of there. He can go and go hard. He's a great back with incredible stamina. The more you give it to him, the longer the game goes, the better he plays. He reminds me of Eddie George that way."

It's not just self-reflection and hard work that get Henry hyped before he takes the field. Music plays a role, too. He listens to a song by Meek Mill called "King" before every game, something that has become a tradition for him. The title of the song fits Henry, who goes by the name "KingHenry\_2" on Twitter and "last\_king\_2" on Instagram.

The name of the song also fits the king's ransom Henry is likely to receive after his contract expires after this season.

"I ain't worried about that," Henry said to a reporter in May about money. "Next question. No concern for me. This is football. I fell in love with it before the money. I love this game."

###

# DERRICK HENRY

## AS DERRICK HENRY RUNS PAST AND THROUGH OPPONENTS, IT BEGS THE QUESTION: ARE WE SEEING THE MAKINGS OF AN ALL-TIME GREAT?

BY JOHN GLENNON  
THE ATHLETIC  
JANUARY 15, 2020

When the Titans lined up on third-and-1 at their own 28 midway through the third quarter last Saturday, Baltimore's M&T Bank Stadium rocked in anticipation.

The Ravens, trailing just 14-6 at the time, stood one big stop away from seizing momentum in the divisional playoff games.

That's when Titans running back Derrick Henry took a hand-off, flattened 260-pound linebacker Matthew Judon two yards behind the line of scrimmage, swerved past cornerback Brandon Carr and roared 66 yards down the field, finally getting hauled down at the 6-yard line. The crowd fell silent. The Titans scored a touchdown three plays later. The Ravens never threatened again.

Henry's run, his biggest on a night when he carried 30 times for 195 yards, was the latest example of dominance for a back whose exploits are fast becoming the stuff of legend.

Seriously.

When Henry finished off the 2018 season with a four-game run of 87 carries for 585 yards and seven touchdowns, it was impressive. Very impressive. But what he has done during the 2019 season, especially over the last couple of months, is sheer madness.

According to the NFL Network, Henry's total of 1,273 rushing yards in the past eight games is the best for any back in an eight-game span in the history of the league.

Which gives rise to at least one question: Are we watching

something truly unique unfold before us in the 6-3, 247-pound Henry, who is both powerful enough to lead the NFL in yards after contact this season and fast enough to have scored the most touchdowns of 65-plus yards (seven) over the past three years?

Sure, Henry's career is just four seasons old, and — incredible as it seems now — he started just three games in his first two years. But he just became the first player in the Super Bowl era to top 180 yards in three straight games, and — even more impressive — his career yards-per-carry average of 4.8 now leads all active NFL running backs. Is it possible we could be witnessing the early to middle stages of one of the league's all-time greats?

"I definitely believe that," says NFL on CBS analyst Trent Green, a quarterback for 15 years in the league. "Those numbers you're talking about, those are historic-type numbers. When you think about the history of the league, you're talking about guys like Jim Brown or Walter Payton or Barry Sanders or Thurman Thomas, Emmitt Smith, guys like that. That's some pretty impressive stuff."

This is Earl Campbell-esque

It's Henry's combination of power, size and speed that makes him such a rarity, so fascinating to watch.

His speed is perhaps the most surprising element, since he looks more like an outside linebacker than he does a running back. But when Ravens cornerback Marcus Peters tackled Henry just short of the goal line on his 66-yard jaunt last Saturday, it marked one of the few times we've seen Henry get caught from behind on a longer run. Henry leads the league in 60-plus yard runs (6) over the past four seasons, ranks second in 50-plus yard runs (8) and is tied for second in 40-plus yard runs (8).

\* BREAKAWAY BIG BACK

Player	Team	Size	+	60
runs			+ 60 TDs	

Derrick Henry	Titans	6-3, 247
6	5	
Saquon Barkley	Giants	6-0, 233
5	4	
Leonard Fournette	Jaguars	
6-0, 228	5	2
Isaiah Crowell	Raiders	5-11, 225
4	3	

\* Since 2016 including regular season and postseason

Those aren't traditional "big-back" numbers.

"I played with Eric Dickerson, and he had world-class speed, but that's what (Henry) has, too," says the NFL Network's Brian Baldinger, who spent 11 years in the league as an offensive lineman. "It's not like the explosive speed of some backs. It's a slow build. But by the time he gets 10 yards down the field, and he starts opening up that stride ... that's when he basically separates himself. That's basically how he won the rushing title, based off a lot of long runs that chewed up a lot of long yardage."

As for the power, one can measure it in a couple of ways: Numerically, Henry led the league in yards after contact, posting 1,268 of his 1,540 yards (more than 80 percent) after first contact, per Pro Football Focus. Visually, just rewatch his 66-yard run against the Ravens, when Henry hammers Judon to the ground with a shoulder before taking off toward the end zone. That was his 14th attempt of the game, on a night he'd wind up carrying the ball 30 times for 195 yards.

"Derrick's durability — his ability to eat carries, then come back the next week and eat carries, then come back the next week and eat carries, I mean, this is Earl Campbell-esque," says Charles Davis, football analyst for FOX NFL and the NFL Network. "This is what Earl did his entire career until his body just couldn't take it anymore."

Then there's the Henry wild card: the stiff arm. It was on full display

# DERRICK HENRY

against the Ravens when he spun Baltimore safety Earl Thomas — the same Earl Thomas who questioned the Patriots’ desire to tackle Henry the previous week — around with a pair of lefthanders on a key 27-yard pick-up. But it was even more memorable last season, when Henry delivered a handful of righthanders en route to a legendary 99-yard touchdown run against Jacksonville.

“Physically, he’s just literally different than everybody else,” Baldinger says. “You can’t get to his body. With that stiff-arm and the way he runs ... guys are trying to get to his body, but when he puts his arm out, you physically can’t get to his legs or mid-section.”

Added Green: “With his size, he’s so much bigger than the average defensive back. It’s like the big kid and little kid on the playground. He puts his hands out and you can’t get to him.”

Who’s Henry like?

So who are the best NFL stars — of today or yesteryear — when it comes to evaluating Henry’s talent?

A couple of names came to mind for Davis. In terms of power, Davis recalled Kansas City’s former hulk of a running back, 6-1 and 253-pound Christian Okoye (1987-92), known as “the Nigerian nightmare” in reference to his native country. But Henry’s all-round talent also pointed to Campbell, the 5-11, 232-pound battering ram and former Houston Oilers’ star. He’s in the Pro Football Hall of Fame after piling up more than 9,400 rushing yards in just eight seasons.

“This run (Henry’s) on right now, he’s Earl Campbell with a little less speed,” Davis says. “Earl Campbell could flat-out go, but everything else, you’re seeing very similar things, like people deciding whether they really want to tackle this guy or not. That was Earl. I think Earl could get to the perimeter and turn upfield and lead you a little better than Derrick Henry. But we’re kind of quibbling a little on that one.”

Baldinger again referenced his former Indianapolis teammate, the 6-3, 220-pound Dickerson, as a comparison in at least one category. On his way to the Pro Football Hall of Fame, Dickerson racked up nearly 3,000 carries — posting more than 300 attempts in five seasons. Henry carried 303 times during the regular season this year, and has since added 64 carries in two playoff contests.

“(Dickerson) could give you 30 carries a game and not look tired, just the way Derrick does,” Baldinger says. “From that standpoint, there are very few backs that have the physical make-up that can take the pounding, deliver the pounding, have all those carries and never get worn down.”

“Emmitt Smith was another one of those backs. But we just don’t see backs that can deliver that punishment and handle the punishment for a long time now.”

## \* POWER AND PRODUCTION

Player	Team	Attempts	Yards	YPC
Derrick Henry	Titans	804	3,833	4.8
Adrian Peterson	Redskins		3,036	14,216 4.7
Ezekiel Elliott	Cowboys		1,169	5,405 4.6
Mark Ingram	Ravens	1,523	7,025	4.6
LeSean McCoy	Chiefs	2,447	11,071	4.5

\* Leader in yards per carry among active RBs with at least 750 carries

But both Baldinger and Green tossed out one name for comparison — Eddie George — that’s very familiar to Titans fans. The 6-3, 235-pound George hammered and thumped his way to 10,441 yards in nine seasons (1996-2004), eight with the Oilers/Titans.

“I remember watching Eddie at Ohio State and seeing the power and speed, and thinking there’s no way (George) could continue that style of running in the NFL,” Green says. “But he did. You remember those classic battles between he and the Ravens’ defense. Those were some of the most physical football games I can remember watching. But he also had the ability to take it the distance.”

The numbers show Henry is more of a breakaway threat, though, as George only posted four career runs of 40-or-more yards, just one after his rookie season.

“Eddie had a great career and he was a great runner,” Baldinger says. “That’s a good comp, but Eddie didn’t have the speed, the breakaway speed, that Derrick does. Derrick’s ahead of Eddie there.”

So who comes to mind for you when it comes to Henry’s mix of power, speed and production? Some other names that should perhaps be in consideration — players who combined power and speed in their game — include Adrian Peterson, Marshawn Lynch, Bo Jackson, Jerome Bettis, Jamal Lewis and Corey Dillon.

Then again, perhaps Henry is well on his way to carving out his own name and identity. On Saturday, he’ll be shooting for his fourth career playoff game with 150 or more rushing yards, which would tie Terrell Davis for the most in the NFL’s Super Bowl era.

Not bad for a second-round pick who had a total of four 100-yard games in his first three seasons in the NFL.

“I’ll be interested in seeing how it all comes down for him as we go down the road,” Davis says. “But boy, it’s fun to watch since I don’t have to tackle him.”

###



# DERRICK HENRY

## **DERRICK HENRY'S MASSIVE SUCCESS HAS COME THANKS TO GROWTH AND HUMILITY**

**BY LUKE WORSHAM  
ATOZSPORTS.COM  
JANUARY 17, 2020**

Derrick Henry is an invaluable asset to the Tennessee Titans. He's been the primary driving force behind the team's impressive run to the AFC Championship.

His success is all the more impressive when you take a second to remember that Henry's NFL career hasn't always been blue skies and rainbows.

It was just last September when Henry evaluated his performance to start the 2018 season by saying, "It's been trash play, and it's unacceptable as far as me and my position." January of 2018 saw Henry criticize himself for being "soft" in his first career start.

The Titans' behemoth running back has come a long way over the last few seasons—trekking a journey of growth that required selflessness and plenty of looks in the mirror.

### BEGINNING AS A BACKUP

It was on the heels of a trade for Pro Bowl RB DeMarco Murray that the Titans drafted Henry in the second round of the 2016 NFL Draft. The Alabama product took a backseat to Murray, who led the AFC in rushing during Henry's rookie season.

Henry did get plenty of opportunities, despite Murray being firmly entrenched ahead of him on the depth chart. The Titans ran the ball a lot that year, so Henry saw 110 carries, and he racked up over 500 yards from scrimmage.

The future looked bright for Henry, especially since Murray was nearing the age of 30—often a death sentence for a running back's career.

### YEAR-TWO WOES

However, in 2017, it was Henry who declined.

Murray struggled with injuries throughout the season, which gave Henry a good amount of opportunities. He was not able to take advantage.

In nine games out of the eighteen the Titans played in the 2017 season, Henry's yards-per-carry average was fewer than 3.25. In six of those games, his average was fewer than 2.5.

Henry made his first-career start in Week 17 and posted a major dud, carrying the ball 28 times in the game and posting a mere 51 rushing yards. That gave him a pitiful average of 1.82 yards per carry.

It was after that game that Henry made the aforementioned comment about being "soft."

"I didn't run like myself," he added. "I wasn't really happy."

Henry rebounded the next week in the Titans' playoff win over the Chiefs, showing glimpses of his abilities in an impressive performance.

Just one week later, though, against the Patriots, "soft" Henry was back. In that game, he carried the ball 12 times for just 28 yards, a 2.33 YPC average.

### BLOWING HIS OPPORTUNITY

The following offseason, Murray retired, paving the way for Henry to be the Titans starter.

When the team signed veteran RB Dion Lewis to a pricey contract in free agency, it was clear that his role would be as a compliment, not as competition, to Henry.

In his new role as the Titans' undisputed bell-cow, Henry continued to struggle.

Instead of plowing forward with the football, he often was too patient. If there wasn't a clearly visible hole between the tackles, he would resort to bouncing the play outside, often

leading to him being pushed out of bounds by a cornerback.

He looked almost as if he is trying to defend himself against being tackled, rather than trying to be the aggressor that he now has the reputation of being.

Henry surpassed 3.2 yards per carry just once in the Titans' first seven games of the 2018 season. As he continued to struggle, he saw fewer opportunities.

Lewis' role increased, and the Titans even resorted to getting career-reserve player David Fluellen involved.

Simply put: Henry's third season was going about as poorly as could have been imagined.

"It's been trash play, and it's unacceptable as far as me and my position," Henry told the Titans' official website at the end of September.

"The position I play, I have to be more physical, and I have to make more explosive runs. I have to help this offense in a big way that I've always talked about that I want to do."

### GETTING IT FIXED

That's when Henry had his famed-telephone conversation with legendary Titans running back and Heisman-winner Eddie George, who gave Henry some hard truths.

"He shot me straight," Henry said, via ESPN. "It was what I needed to hear. He told me I needed to be more physical and finish runs, make the defense pay. He told me I could play better, and I wasn't playing to my potential. It gave me a different outlook."

Just a few weeks later, Henry posted one of the greatest single-game performances by a running back in NFL history. That's far from hyperbole.

The once replacement-level back carried the ball 17 times for 238

# DERRICK HENRY

yards and four touchdowns, including his now-iconic 99-yarder.

“I had a front-row seat to it, it was pretty awesome,” QB Marcus Mariota said after the game. “It’s hard to put it into words. I think he is more than deserving of it, he was kind of due for one of those. Some of those runs were pretty incredible.”

Since then, Henry has been one of the NFL’s premier backs. He’s become a living, breathing tour de force for the Titans offense.

“He’s able to, I would say, run multiple schemes, whether it be gap schemes, zone schemes, wide zone,” Vrabel said. “That’s something I feel like he’s improved at.”

“He’s learned to run behind his pads,” George said. “The game has slowed down for him.”

## WHERE HENRY IS NOW

Henry once struggled to be more efficient than his backups. Now, he’s putting up ridiculous stat totals and, along with help from QB Ryan Tannehill, he has carried the Titans to the AFC Championship.

He’s run for over 180 yards in back-to-back playoff games, he ran for more yards against a Bill Belichick-coached Patriots team than anyone ever has in the postseason and his 1,273 rushing yards over his last eight games are the most in a stretch of that length in NFL history.

To get from where Henry was to where he is now, it took more than just a phone call on with George. It took character.

Luckily for the Titans, Henry has plenty of that. He is extraordinarily selfless, self-critical, and he always puts his teammates first.

If he shows excitement because of his individual success, it’s only because of the fact that it helps the team as a whole.

Those same attitudes applied during Henry’s struggles.

“I look at it as adversity. Everybody has adversity in their life, and I’ve had plenty of adversity within this sport. I just had to look at myself in the mirror and, you know, be a man about it and just overcome it.”

By any estimation, Henry did indeed handle his adversity like a man. As a result, he’s the man that no NFL defense wants to see as the postseason concludes.

###

## **TRAINING DERRICK HENRY: AN INSIDE LOOK AT THE RUSHING CHAMPION'S INTENSE WORK-OUT REGIMEN**

**BY JOHN GLENNON  
BROADWAY SPORTS  
MEDIA  
AUGUST 19, 2020**

Only a few moments after the Titans trudged off the field following their season-ending playoff loss to Kansas City, Melvin Sanders' cellphone began buzzing.

The Dallas-based professional trainer looked at it first in disbelief, then realized he probably shouldn't be so shocked after all.

On the other end of the line was Titans running back Derrick Henry, who was FaceTiming Sanders from the locker room in Arrowhead Stadium. Henry's message to Sanders, delivered with the sights and sounds of frustrated Titans teammates in the background, was succinct and simple:

"He just said, 'It's time to get back to work,'" Sanders said. "I said, 'Dude, you just finished the season. Let your body recover first.' But he didn't want to hear any of that. I'm just like, 'You know what? This kid's different.'"

Said Henry by way of explanation: "After that game, I was definitely motivated, so I was just ready to get back at it. That's what I like about Melvin. Anytime I hit him, he's ready to work. That's the type of mindset he has – me and him both."

"He's just a freak, really ... To be that good and still work that hard, it goes without saying, is unreal."

Melvin Sanders on Derrick Henry

The post-playoff loss phone call was but another example of a strong player-trainer bond that started to form more than three years ago, a relationship that's since proven very beneficial to both Henry – and by extension – the Titans.

But Sanders' offseason training skills – combined with Henry's insatiable appetite for work – have helped to craft a truly spectacular physical specimen. Want some visual evidence? Check out some of the eye-opening Internet clips featuring Henry's work with Sanders, a former NBA player who's now the Founder/Director of SandersFit Performance Center in Dallas.

In one, Henry, the NFL's leading rusher last season, alternates between lifting almost 500 pounds on a trap bar and making dynamic box leaps to the top of a 42-inch platform. In another, a shirtless Henry is charging up a Dallas hill repeatedly, beginning the ascent with quick-footwork drills and then turning to catch a medicine ball a few steps later. Did we mention Henry can bench-press close to 400 pounds? And that he squats more than 500 pounds?

"He's just a freak, really," Sanders said. "But honestly, I think it's a mental-first thing with him. He's got such a strong mental capacity to be pushed. Physically, his legs are super strong, obviously. His upper body is strong. I can't pick one thing where I'd say, 'Hey, he needs to work on this.' I give him a hard time and tell him he's slow, but he's fast as hell. I just have to give him a hard time about something because he does everything so well in the weight room."

Henry is every bit as complimentary toward Sanders, who trains a number of professional athletes including Dallas Cowboys quarterback Dak Prescott and running back Ezekiel Elliott. The Titans running back met Sanders prior to his second season in Tennessee, during an offseason trip to Dallas. Henry's girlfriend had friends who recommended Sanders' facility, and after just one workout there, Henry said "the rest was history," as he's been going there ever since during the offseason.

Henry appreciates the fact that Sanders, a fellow pro, understands

what he's looking for in terms of a long, durable and productive career. The 26 year-old Henry also likes the way the 39 year-old Sanders motivates him, refusing to let complacency set in despite the Pro Bowlers's physical feats on the football field.

"Melvin is like a big brother," Henry said. "I love him because he always pushes me. There's never a limit with him. It's always above and beyond, always working. Even on days where I might be like, 'Man, I don't want to go today,' he pushes me.

"And he works out hard as well. So you've got to try to outwork him and what he's doing. I just love the intensity he brings every day, him pushing me and everybody in that gym."

In truth, of course, Henry doesn't need much in the way of pushing. Sanders calls Henry a one-percenter, which he defines as "a person that brings it every day, challenges himself to get better without anyone having to push him." The relentless pursuit of perfection and the desire to be the greatest, Sanders said, is the best way to describe Henry's offseason mindset.

"I've got to do these for my stiff-arms, when I push people off me."

-Derrick Henry

If anything, Sanders has to be careful not to let Henry overwork himself during the offseason, especially after seasons like 2019, when the fourth-year running back led the NFL with 303 regular-season rushing attempts. Henry took his share of lumps and bumps, gaining 1,268 of his 1,539 yards after contact, per Pro Football Focus.

So for the first few weeks, Sanders concentrates on flexibility and mobility work, which involves all types of stretching – dynamic, active and static. Light strength training – higher reps and lower weight – comes in the next phase, followed at last by heavier weights,

## DERRICK HENRY

when Henry starts doing things like sled pushes and dead lifts. He eventually tapers his workout back down as training camp nears.

Running the hills? That's just an added bit of fun.

"You don't see many guys out there running those hills, but Derrick loves it," Sanders said. "To be that good and still work that hard, it goes without saying, is unreal. But the uphill work is just something that builds more speed and more power.

"A lot of times you hear guys talk about guys talk about running downhill, right? Derrick seems like he's constantly uphill because he's constantly pushing people off. So we work a lot of that kind of thing in there, keeping it fun and letting him know, 'Hey, we do pay attention to what you do on the field.'"

Henry visits his workout facility five or six times per week, said Sanders, compared to three or four times per week for many of the other elite athletes. Vacations? Henry doesn't take many, preferring to stick with Sanders and the strict workout schedule.

"I think me just working with (Sanders) and him wanting me to get better (is why I'm such a regular)," Henry said. "It's me seeing him want me to get better and be the best that I can be. It really motivates me and I just love being motivated, love staying in shape, love working out. When I'm not, it bothers me, and I think he's the same way.

"That's just a mindset me and him have. Don't take too many off days if you don't have to. Just keep working and getting better."

Sanders said he gets a chuckle out of the way Henry finishes up a lot of the offseason workouts.

No how matter how intense the exercises, no matter how much weight has been lifted, Henry often manages to find enough strength to power through a few sets of shoulder shrugs at the end. Why add

more to the plate, Sanders asked Henry?

"He told me, 'I've got to do these for my stiff-arms, when I push people off me,'" Sanders said. "I was like, 'Well, I can't argue that. You go do as many shoulder shrugs as you want.'"

###

## **'THEY DON'T HAVE A CHANCE': WHY DERRICK HENRY'S STIFF-ARM IS SO EFFECTIVE FOR TITANS**

**BY TURRON DAVENPORT  
ESPN**

**SEPTEMBER 18, 2020**

NASHVILLE, Tenn. -- Derrick Henry takes a bully approach to running the ball. When he's on the field, he's like Deebo from the movie "Friday" -- terrorizing anyone who crosses his path.

"My aiming point is the head because I want to be disrespectful," the Tennessee Titans running back said. "I want to throw them to the ground. If you get them good on the head and push them down, they don't have a chance."

Most of Henry's explosive runs include one common denominator: the stiff-arm. Henry's rare blend of size (6-foot-3, 247 pounds), speed and strength make life difficult for opposing defenses.

"He's like a defensive end playing running back," former Titans running back Chris Johnson said. "He's so big and his arms are so long, it's hard to get into his body and get a good tackle on him. I don't think a lot of people understand how hard it is to tackle a guy that has a good stiff-arm."

Derrick Henry stiff-armed A.J. Bouye and other Jaguars on his historic 99-yard run.

Using the stiff-arm came naturally to Henry because of his long arms. It was one of the ways Henry first started breaking tackles when he played Pop Warner football.

The stiff-arm remained in Henry's toolbox as he worked his way up the ranks through Yulee High School, then to the University of Alabama, where he won the Heisman Trophy -- which fittingly includes a statue of former pro running back Ed Smith using a stiff-arm.

Henry had decent numbers during his first two NFL seasons, but he became a bona fide punisher during the 2018 season after a meeting with former Titans great Eddie George, who implored him to "impose his will" on defenders.

"When I talked to Eddie, it was mind over matter. It's either going to be you or me and it ain't going to be me," Henry said of his conversation with George.

Henry responded by rushing for 625 yards in December 2018, two months after talking to George. His record-tying 99-yard run in Week 14 against the Jacksonville Jaguars featured at least four stiff-arms and a close call with teammate Corey Davis, who was trying to get a downfield block on the play.

"He was about to stiff-arm me! Derrick was in attack mode," Davis said.

The franchise-record 238 rushing yards Henry gained against the Jaguars put him on the map as one of the hardest players to bring down. Now Henry's stiff-arm is known across the NFL, with defensive players strategizing how to overcome it.

"Definitely one of the best, if not the best, in the league," Denver Broncos safety Justin Simmons said of Henry. "He's such a big guy so when you get out into open space, he's athletic enough to just kind of leap over you or use his long arms. He's able to extend his arm before you can even make contact with his body. It's tough.

The Titans use a helmet on a stick during individual periods in practice to help Henry practice his stiff-arm while Vrabel tries to punch the ball out.

"The best way to defend it is to get multiple guys to the football, trying to eliminate as many one-on-ones as you can, try and meet him in the hole before he kind of gets a head of steam and can break out to the second level."

Indianapolis Colts linebacker Darius Leonard has to face Henry twice a year, so he's no stranger to the 2019 NFL rushing king's stiff-arm.

"You gotta prep yourself mentally and physically to say how you're going to attack him and get him down," Leonard said. "You have to be smart. You know he has a nasty stiff-arm. If he has an angle to the sideline, I know he's gonna hit me with a stiff-arm so I get ready to try to break the stiff-arm down then squeeze, wrap and roll."

Of all the stiff-arms Henry has dished out, his favorite came in Tennessee's 28-12 divisional playoff win over the Baltimore Ravens last season, when Henry stonewalled safety Earl Thomas twice on a 27-yard run. The Titans like to utilize stretch plays to get Henry into the alley where he can use his long arms to ward off linebackers and defensive backs as he squares his numbers up and gets downhill.

It's a sound strategy, but it doesn't work every time. When asked who's the toughest player to stiff-arm, Henry mentioned a former division rival-turned-teammate.

"I tried to do it on [Jadeveon] Clowney once. He's long and he's lengthy, so that didn't really work on him," Henry said.

Titans coach Mike Vrabel was watching clips of a Titans game against the Dallas Cowboys and noticed defensive players started to go low on Henry to avoid his stiff-arm. Vrabel decided it was time to add a new wrinkle to practice, a helmet on a stick.

"It was something that I had seen on TV," Vrabel said of the helmet on a stick used in drills. "I said, 'Hey we should probably get a couple of these.' It's similar to maybe a defensive player being cut blocked by an offensive player, that if you don't take your eyes and your hands down to the target, they're going to get into your legs, so you really have to focus on that helmet area. That's



## DERRICK HENRY

where we saw people attacking Derrick [Henry] and try to tackle him that way."

This year, they are working on another addition in which Henry fakes a stiff-arm to get the defender off balance, then he recoils and strikes him to the ground.

Added Henry, "I love using a stiff-arm, so they brought that [helmet on a stick] in to help me practice throughout the week. This is what it's all about, getting better at the things that I'm good at."

###

# DERRICK HENRY

## **DERRICK HENRY'S THROWBACK NATURE MAKES HIM UNIQUELY GREAT | ESTES**

**BY GENTRY ESTES  
THE TENNESSEAN  
OCTOBER 18, 2020**

Derrick Henry is a generational talent who happened to be born into the wrong generation.

He could have given Jim Brown a run. He'd have been perfectly suited for the 1980s and those big, impossibly fast running backs like Eric Dickerson, Herschel Walker and Bo Jackson.

Such comparisons are lofty, yet they're looking more appropriate each week.

What we're witnessing from Henry is so rare as to suggest greatness, the kind that gets immortalized on NFL highlights and turns pretty good teams into great ones. Sunday's thrilling 42-36 overtime win over the Texans at Nissan Stadium – after which Titans coach Mike Vrabel appropriately said Henry took over the game and put the team on his back – was just another example of what was already on minds:

“To be honest,” receiver A.J. Brown said, “Derrick is very special.”

Whether Henry is the NFL's best running back or not is debatable. What is not is that there's no one like him.

Henry isn't the future of football, though. He is its past. It's like he just stepped out of a time machine, determined to prove those great NFL backs of yesteryear would be just as impactful now.

He's a throwback in every sense of the word, hard-working, physically dominant on the field and refreshingly humble off it.

After 212 rushing yards and so much on-field heroism Sunday – especially the 94-yard touchdown just as the game was slipping away

– Henry walked into a press conference and explained that play as follows: “We scored,” going on to stress that it was great blocking that made it happen.

“I'm praising my teammates,” Henry said. “Those guys are incredible. Other guys make plays. Wasn't me. I just had to go out there and do my job.”

Henry repeatedly praised backup Jeremy McNichols: “He don't show up in the stats that much, but he does a great job for us.” Henry was asked about quarterback Ryan Tannehill as an MVP candidate and lit up: “M-V-P! Let's start the campaign right now.”

Not every superstar in the NFL is a prima donna, but there are enough of them to make you admire the way King Henry always tries to sound and how hard he has worked to get to this point in his career.

Teammates have to love that about him. They marvel at Henry's ability, yes, but “when you get over here and meet the guy, get to know him, I think I became one of his biggest fans,” said recently signed linebacker Jadeveon Clowney.

Only in an era like this one, which undervalues running backs and overthinks itself into third-down specialists, could someone like Henry – Heisman Trophy in hand – ever have fallen into the second round of the 2016 draft. Just think: Linebacker Kamalei Correa, whom the Titans barely used and just traded to the Jaguars to swap a seventh-round pick for a sixth-round pick, was drafted three picks ahead of Henry.

Only in the current football climate could the Titans, after drafting Henry, need years to figure out what they had. They spent millions of dollars and many snaps on Dion Lewis before finally realizing good things usually happen when you keep giving the football to No. 22 and stay committed to it. Once that sunk in for good, a middling team nearly reached the Super Bowl – and has started this season 5-0.

Only in present times, though, could conventional football wisdom still disagree with Henry receiving a pricey, long-term contract this past offseason. The Titans were reluctant. They'd used the franchise tag. Henry probably would have played under it, too, had he not agreed to a hometown discount, so to speak, and a team-friendly deal.

Henry's willingness to do that, I believe, can be tied to something he said Sunday when asked about his humility and reluctance to brag about himself.

“Because it can be here today and gone tomorrow,” Henry said. “I'm tremendously blessed. God has blessed me tremendously, me and my family, so I'm appreciative every day I get to wake up and live my dream. A lot of guys don't get an opportunity like this.”

This season, Tannehill cost the Titans about \$22.5 million against the salary cap. The price tag for Clowney and Vic Beasley collectively was about the same as Tannehill, and those two pass-rushers don't yet have a Titans sack between them.

So that \$6 million for Henry – it'll increase the next three years – looks like quite a bargain, huh?

It might end up being the best money the team has ever spent.

###

**WALK OFF KING: TITANS  
RB DERRICK HENRY  
DELIVERS ONCE AGAIN  
WITH GAME-WINNING TD**

**BY JIM WYATT**  
**TENNESSEE TITANS**  
**NOVEMBER 22, 2020**

BALTIMORE – Leading up to Sunday's game against the Ravens, Titans head coach Mike Vrabel compared the pack of teams jockeying for AFC playoff spots to a horse race.

As is usually the case, Vrabel said a lot of teams are bunched up, and now it's time to find out which teams are going to break away from the pack.

Enter Titans running back Derrick Henry, who broke free from the pack to score on a 29-yard touchdown run in Tennessee's 30-24 overtime win over the Ravens.

"I think that is a great analogy," Vrabel said after the game, when asked about Henry's run, and his own analogy from earlier in the week. "You could just kind of tell, as that game went into the fourth quarter, I think we were wearing on them offensively. ... You could just tell [the Ravens] body language on the sideline and also on the field, I felt like we were going to be able to break through. I didn't know it was going to look like that. Bottled up on the front side and everybody stayed on their guy and finished, and Derrick was able to cut back."

Henry ran for 133 yards on 28 carries on Sunday, and he now has 1,079 yards on the season.

Henry took over the game late, just as receiver A.J. Brown predicted. It also reminded everyone of the way Henry took over last year's playoff game win at Baltimore.

"I had told Derrick going into overtime we needed a 99-yard [run]," Brown said with a smile. "I told him go and get the game over with. We knew it was coming. We knew it was coming. He just needed

an opportunity. Like I told him, 'Go win the game right now, already.' I told him actually, 'You're taking too long.'"

So, what did Henry do in the process on Sunday?

-He notched his 19th career 100-yard rushing game (including regular season and playoffs) and his sixth 100-yard rushing game of 2020.

-He notched his second "walk-off" overtime touchdown run of the season, counting the team's win vs the Texans earlier in the year, and only the third in franchise history. The franchise's only other game-winning overtime touchdown run came on Vince Young's 39-yard run at Houston in 2006.

-He went over the 1,000-yard mark for the third consecutive season, becoming the fourth player in franchise history to accomplish the feat, along with Earl Campbell (1978-1981), Eddie George (1996-2000) and Chris Johnson (2008-2013).

-He improved his career total to 50 touchdowns (rushing and receiving), becoming the fifth player in franchise history to score at least 50 career touchdowns of any kind. The only other franchise players to do so are George (74), Campbell (73), Johnson (58) and Charlie Hennigan (51).

"We were just focused on putting everything together, play our style of football, play how we want to play in all three phases," Henry said after the game. "And no matter how the game is going, find a way to win, and I think that's what we did."

"I try to do anything I can with the ball in my hands," Henry added. "I was able to get in the end zone ... The guys did a great job blocking, and it wouldn't have happened without the o-line, and receivers, tight ends, everyone blocking. I just had to go out there and do my job to help my team win, and I'm glad we got a W today against a great team."

###

# AMANI HOOKER

## **TITANS SAFETY AMANI HOOKER AIMS TO PLAY FASTER IN HIS SECOND NFL SEASON**

**BY JIM WYATT**  
**TENNESSEE TITANS**  
**AUGUST 26, 2020**

NASHVILLE – Life comes at you fast in the NFL, and that's something Titans safety Amani Hooker found out as a rookie last year.

Heading into his second season, Hooker wants to be faster.

In fact, he made it one of his goals this offseason after watching film from his rookie season.

"For me, I just felt like I could be faster, so I lost some weight," Hooker said on a video conference call on Tuesday. "I'm feeling good right now, being able to make some plays. Not just doing my job, now it's try to make some plays while I'm out there. So, definitely getting faster and just being able to, like I said, just make plays."

A fourth-round pick out of Iowa in the 2019 NFL Draft, Hooker played in all 19 of the team's games last season – 16 during the regular season, and three in the postseason.

Hooker totaled 16 tackles in the games combined (13 during the regular season and three in the postseason), and he also contributed on special teams.

With a season under his belt, Hooker said he feels more prepared to take on what's asked of him this fall.

"It's a big difference for me," Hooker said. "I feel more comfortable (this year in camp). I feel closer with the guys having been here a year. Then just from my experience last year, we went to the AFC Championship game and that's just an experience in itself. Being around these guys, being around veterans, hearing how they act, hearing how they communicate on the field, and how I can just bring

that same mentality this year coming into the second season."

Hooker, who said he lost roughly seven to 10 pounds, said he feels better from a movement standpoint in practices.

Learning from veteran safeties Kevin Byard and Kenny Vaccaro has helped Hooker, who was a playmaker at Iowa, where he totaled 125 tackles, six interceptions, a sack and 3.5 tackles for a loss in his three-year career.

With the Titans, he said he's prepared to play wherever the team needs him. In 2020, Hooker could have a bigger role in situational packages on defense, in addition to his work on special teams.

"For me, I don't like to put myself in a box so I like to be able to do multiple things," Hooker said. "I don't just want to be able to be one-dimensional. I always pride myself on being able to do multiple things, whether that was rushing, or whether that was just covering, or just playing different positions. So, for myself, hopefully I could be able to do multiple things that help out the team."

###

## **SLOT MACHINE: HOW NEW TITAN ADAM HUMPHRIES WENT FROM OVERLOOKED RECRUIT TO ONE OF THE NFL'S MOST COVETED WRs**

**BY TRAVIS HANEY  
THE ATHLETIC  
JUNE 3, 2019**

As Adam Humphries plunged this past winter into the deep end of the NFL free agency pool, his agents threw him a life preserver.

The value of a slot receiver had risen significantly, his reps at MGC Sports told him. Humphries, who had proven himself in four seasons with Tampa Bay, could be looking at upward of \$10 million a year on the open market.

The Clemson product went undrafted in 2015 and improbably made the Buccaneers' roster after a rookie mini-camp tryout. His odds of sticking were so minuscule that Tampa had included his return flight as part of the initial invite.

A few years later, and he was looking at the possibility of an eight-figure check? For one season?

"I thought, 'Dude, that's ridiculous,'" Humphries told *The Athletic* in May. "I never thought there was a chance I could make that much. It was kind of mind-blowing, to go from making minimum wage in the NFL to this."

It wasn't just about the money; it was the statement behind it. The South Carolina native had spent his entire football career laboring for visibility and opportunity. In a reversal, being an NFL team's priority in free agency would show just how badly he was wanted.

There would be a fight for a player who'd spent his life in the sport undersized and overlooked.

Fending off the Patriots, Saints and others, the Titans on March 14 signed the 25-year-old Humphries to a four-year, \$36 million deal.

"It's a testament to him and how he's worked," Tennessee GM Jon Robinson said.

It's not a future that he could have ever imagined when he was at Dorman High, just outside Spartanburg, S.C.

Well, no one could have.

"He just wasn't a guy you'd look at and say, 'OK, this guy will be a millionaire in the NFL,'" longtime Dorman coach David Gutshall said. "Nobody would have bought that."

For one thing, Humphries only occasionally played receiver; he was the team's best defensive back. And he was perhaps best known at Dorman for his role as the star point guard on the basketball team.

The way he had it figured, he'd most likely follow his father's path. Bill Humphries was a standout basketball player at USC Upstate (then USC Spartanburg).

"I was planning on trying to get a scholarship for basketball. Get a scholarship. Go to school. Get a degree. Maybe coach. Get a normal job," Adam Humphries said. "I never really had aspirations to play football at the highest level, because I didn't really think that was even possible."

In fact, he nearly quit football after his sophomore season in high school to focus on hoops. Coaches and friends talked him into continuing to play both.

"I realized, 'Why not try to make the most of football right now? I'm not going to get to play it the rest of my life,'" Humphries said. "I could go play pickup basketball the rest of my life and get competitive juices from that."

Now entering his fifth NFL season, and his first in Nashville, Humphries' rec league basketball career is still on hold.

Dave Gutshall was reduced to begging.

Colleges from all over the country were coming to see uber receiver prospect Charone Peake at Dorman. When they'd stop by, Gutshall, the school's head coach since 1993, would tell them about Humphries.

Humphries appeared strong and athletic. He was versatile, too, capable of playing four or five different positions.

But he was 5 foot 10. He failed recruiters' eye test.

"When you tell somebody you've got a skill kid, that's not what they're looking for," Gutshall said inside his office, across from Dorman's palatial weight room. "I guess they've got this person in their mind, like it's got to be Dez Bryant or Calvin Johnson or something like that. All of a sudden, there's Adam Humphries."

"I used to tell Adam that his biggest problem was that he was a little white boy."

The seeming lack of interest didn't stop Gutshall's efforts to shine a light on Humphries.

"It was killing me, because I knew he belonged and could play at that level," Gutshall said. "I've never worked any harder with one of my players to get a scholarship than I did Adam. I mean every time someone would talk to me, I was pushing him, telling people about him."

"I felt like he was going to get left behind."

One time, a Penn State assistant coach was watching Humphries during a basketball practice. Humphries was knocking down 3 after 3.

"The Penn State coach turned to me and said, 'Oh, well, we've got all kinds of kids like this in Pennsylvania,'" Gutshall said.

As the Penn State coach left, Humphries threw down a couple of thunderous dunks. Despite his



# ADAM HUMPHRIES

height, or lack thereof, he can dunk flat-flooded.

“I called him over and said, ‘Adam, when there’s a college scout here looking at you, don’t be shooting 3’s. They need to see what kind of athlete you are,’” Gutshall said.

Asked about that, Humphries laughed and said he didn’t really want to go to Penn State. Too far away, he said.

One school far closer, Clemson, had always been aware of Humphries — because Gutshall never missed a chance to sell him on Dabo Swinney and his staff.

Clemson receivers coach Jeff Scott said he’d recruited Humphries’ teammate, Peake, since the ninth grade, often traveling the hour-plus to see a Dorman basketball or football game. Each time Scott was there, he heard about the “other kid” he should be recruiting.

“Their coaches were adamant that Adam could play at our level,” Scott said. “I mean, we get that a lot on the recruiting trail. Every coach has a kid that they like and maybe they don’t translate to the college level based on their size and speed. We definitely take those comments, but we have to see it for ourselves.”

What schools mostly saw was Humphries excelling on defense.

There was the time Dorman took a 7-on-7 team to Nashville. Playing against a talented team from Arkansas, Gutshall was standing near a Vanderbilt coach as the scrimmage wound down.

“We’re up by four with three seconds left to go in the game,” Gutshall remembered. “(The Vandy coach) walks over to me and points and says, ‘They’re going to go to that receiver over there. They’re going to just throw the jump ball to him.’ I looked out there at corner to see who was covering him. It was Adam.

“I kind of looked at him and said, ‘Well, they picked the wrong

corner.’ And Adam intercepted it. I’m sure they looked out there and their guy was 6-4 and they said, ‘Well, that’s the one to go after.’ Nobody understood what an athlete he was.”

Humphries had a similar, acrobatic interception to seal the 2009 state title against Byrnes High, a team that included future South Carolina star Marcus Lattimore at running back.

“We were playing against a team that, if they beat us, might have not only won the state championship but the national championship,” Gutshall said. “They threw at the wrong guy. Humphries, he looked like he was at least 11 feet in the air — at least.”

There was also the time Humphries was selected for the Shrine Bowl, the annual postseason exhibition between high school stars from North Carolina and South Carolina. The South Carolina staff told Gutshall they planned to play Humphries at safety.

Gutshall asked why they wouldn’t play him at corner.

“Well, he’s not as athletic as we want our corners to be in this game,” the coach told Gutshall. “We need our corners to be a little more athletic.”

Gutshall attended a practice the following week. Humphries was lined up at corner.

“They looked at me and said, ‘He’s the best damn corner we’ve got,’” Gutshall said with a laugh.

Adam Humphries at Dorman High School (Courtesy of the Spartanburg Herald-Journal)

Eventually, Gutshall had to figure out a way to show colleges what Humphries could do offensively.

He estimates that 40 schools came to Dorman’s spring game prior to Humphries’ senior year. Most of them were there to see Peake.

“I told Charone, ‘Every one of these colleges in this stadium has offered you. Adam has no offers. Understand that tonight’s going to be the Adam Humphries Show,’” Gutshall remembered.

Scott, the Clemson assistant, thinks Humphries touched the ball on the first 11 plays of the spring game. He was sensational, electric as he broke tackles and made moves in the open field. Humphries was essentially putting together a live highlight tape for all of those college recruiters.

After one of those early, game-breaking plays, Gutshall turned around from the sideline and made eye contact with Scott.

“You seen enough or do I need to keep giving it to him?” Gutshall asked Scott.

Scott laughed.

“No, Coach,” he said. “I’m good.”

Scott fished the phone from his pocket and called Swinney. The scholarship offer — the only one Humphries would ever receive from an FBS-level school — came later that day.

Humphries committed to Clemson a few weeks later. Peake, the reason Clemson ever saw Humphries, also committed to be a Tiger.

The decision still didn’t create a sense of certainty about Humphries’ future, however.

Later that year, Scott and Swinney were visiting Dorman for a basketball game. Bill Humphries, Adam’s dad, pulled Scott aside.

“Coach Scott, I need to ask you a question,” Scott remembered. “Do you truly believe that Adam can play football at Clemson?”

“Absolutely, I do,” Scott told Humphries’ dad. “We wouldn’t have offered him if we didn’t think he could.”

Humphries first turned Swinney’s head at a basketball game, months

# ADAM HUMPHRIES

before the scholarship offer was extended.

“When I saw him play basketball, I thought, ‘This guy’s got something to him,’” Swinney said. “He’s just a winner. He’s just one of those guys. He’s going to be the best. He’s the guy who, on the playground, somebody’s picking him first — because they know they’ll win with him on their team.”

Clemson saw Humphries as a possible replacement for slot receiver Tyler Grisham, who went on to play a couple of seasons in the NFL. He’s now back at Clemson as an offensive assistant coach.

Between Grisham, Humphries and the most recent slot standout, new Oakland Raider Hunter Renfrow, the Tigers have started a New England-esque trend on the college level of unearthing unheralded talent at the position.

Perhaps by no coincidence, Swinney was a walk-on receiver at Alabama.

“I think Dabo feels for those guys,” Gutshall said. “He knows that they can play. He’s willing to take a chance on them.”

Furthering the point, Scott said Clemson is one of the only schools he knows that doesn’t do any testing at its summer camps for high school prospects.

“It’s not all about how fast you run, how big you are,” Scott said. “Within our program, the best players are going to play. We’re not going to get caught up in all the measurables.”

Humphries arrived as the lowest-rated recruit in the 2011 class. Some assistant coaches in the room even wondered why the Tigers were taking this smallish 2-star instead of a stud from elsewhere. Scott and Swinney asked for some faith.

The presumption was that Humphries would redshirt, especially considering the receiver room included future NFL players

Grisham, Sammy Watkins and Martavis Bryant.

But Scott saw enough from Humphries in that initial preseason camp to call him into his office before the season began. He told him that he would play as a true freshman.

Humphries was shocked.

“Do you really think I’m ready to play?” Humphries asked Scott.

“Absolutely,” Scott said. “Not only are you going to play but you’re going to help us this year.”

Humphries caught just 15 passes his first year, but he played in all 14 of the team’s games. The coaches saw his potential — not just for his time at Clemson, but beyond the college game.

After the season, he was riding in a golf cart with Chad Morris, Clemson’s offensive coordinator at the time.

Morris told Humphries that he’d play 10 years in the NFL.

Humphries laughed.

“I thought, ‘There’s no way. I had like 12 catches last year. I’m just happy to be on the field at Clemson,’” Humphries said.

Morris repeated it. He said he’d have every bit the pro career that the team’s star receiver, Watkins, would.

“I would just tell him, ‘Man, you’re going to play longer than all of them. Just trust me,’” said Morris, now the head coach at Arkansas.

Playing with that talented receiver group, one that eventually also included DeAndre Hopkins, served as a confidence-builder for Humphries.

“I think just being around them, that’s what helped me the most,” he said. “I was learning from the best dudes to do it. We were close and we helped each other grow and

worked together. It gave me the confidence and the swagger to know that I could perform at that level and contribute.”

Clemson’s wide receivers from 2012. Six of them have gone on to play in the NFL. In the top row, No. 19 is Charone Peake (Jets), No. 18 is Jaron Brown (Seahawks), No. 2 is Sammy Watkins (Chiefs), No. 1 is Martavis Bryant (Raiders) and No. 6 is DeAndre Hopkins (Texans). Humphries is No. 16 in the bottom row. (Mark Cramer)

At the time, Humphries set the record for number of games played by a Clemson receiver (52). He caught 112 passes his final three seasons, also returning punts.

“He was dependable,” Hopkins said last fall. “You had Sammy and myself, but he was one of those guys who got slept on in the slot, and he made a lot of plays for us. He was consistent. He’d go back to catch a punt and might return it for a touchdown.

“It was about hard work, and he was a good route runner, studied hard. He knew every position, so if somebody went down, he could play that spot. It was hard to keep him off the field.”

During Humphries’ sophomore year, the Clemson staff even tried him at cornerback, just in case the team needed an emergency defensive back.

He had two tackles in 11 snaps at corner in a game at Wake Forest.

“You think about all the receivers we had there,” Morris said, “but there was no job too big or too small for Adam Humphries.”

Despite proving himself capable and versatile in helping Clemson ascend to the power it is now, Humphries’ phone didn’t ring during the 2015 draft. He did not get an undrafted rookie deal, either.

If his football career was to continue, it would come down to a rookie tryout. He had two invites:

# ADAM HUMPHRIES

One was in Detroit, the other in Tampa. They coincided, so had to be forced to choose one.

His agents felt as if the situation with the Bucs might be a bit more suited for Humphries, so he flew to Tampa. And, yes, the invite did come with the return flight home already booked.

“They were expecting to send me home,” Humphries said. “I was like, ‘Well, OK, that’s cool.’ That just kind of added to a little chip on the shoulder. It’s fun proving people wrong.”

During the two-day tryout, a Bucs staffer came over and encouraged Humphries. It was Jon Robinson, then an assistant GM in Tampa.

“In my mind, I didn’t think I was doing very good at all,” Humphries said. “I didn’t know the plays. I guess I ran a couple of good routes, had some good one-on-ones.”

Following the rookie mini-camp, Tampa’s front office huddled. GM Jason Licht told the scouting staff to pick two of the tryout players for an extended look.

Humphries was one of them.

He went on to catch nine passes for 139 yards and a touchdown in the team’s preseason games, hauling in a touchdown in the final one, to earn a roster spot. He played in Tampa’s opener against the Titans, his debut coinciding with the first games for both Jameis Winston and Marcus Mariota.

He had two receptions against Tennessee, but was then held without the catch the following three weeks. The Bucs actually cut him at that point. He cleared waivers and was assigned to the practice squad.

Three weeks later, though, Humphries was promoted back to the active roster. After 25 catches in the final 10 games for Tampa, he never looked back.

With an evolving rapport with Winston, Humphries saw his production increase each of his four seasons with the Bucs.

## ADAM HUMPHRIES IN THE NFL

YEAR	Targets YPC	Rec YPG	Yards TD
2015	40 9.6	27 20.0	260 1
2016	83 11.3	55 41.5	622 2
2017	83 10.3	61 39.4	631 1
2018	105 10.7	76 51.0	816 5

“He’s where he is because he became a master of the details,” Scott said. “It’s his commitment to doing the little things.”

He showed toughness, too. Last season, Humphries had 423 yards after the catch — 11th-most among NFL receivers.

“As his position coach, I could turn my back when he was in the game,” Scott said. “I could focus on coaching someone else and not watch the play because I knew he was going to do it exactly right. There’s been very few of those guys in that category. He graded out at like 97 percent on a consistent basis. That’s really who Adam was, and still is.”

Flourishing last season also allowed Humphries leverage in free agency. Teams were lining up to add his services.

He’d always liked Nashville and he recognized the Titans’ need for a proven slot receiver. That made Tennessee an instant contender for him.

Robinson was perhaps what separated the Titans most. After all, he was part of a front office that believed in Humphries when no one else did.

“The thing about free agency is the uncertainty of where you’re going,” Humphries said. “That can add to the pressure of your decisions. ‘They’re going to do this with you. They’re going to use you like this. You’re going to lead the NFL in third-down receptions.’”

“You hear all that from teams, but you don’t know the guys. You’ve never met them. You don’t know anything about them. So, knowing Jon and knowing that he knew exactly what I was capable of doing, being with me for a full season in Tampa, knowing how I approached every day of practice and game days, there was some comfort there.

“I knew I wasn’t going to a place where someone had watched my highlight tape and they think I can do whatever. (Robinson) knows everything about how I prepare and what I do and all that. That was definitely an extra, added level of comfort in making the decision.”

The Titans had one final test, though.

Humphries had agreed to come to Nashville when New England called. The Patriots — coming off their sixth Super Bowl win since 2001 — were making a push to add another slot receiver, a valued position in their storied run.

Gutshall had long joked around Dorman High that Humphries would be the NFL’s leading receiver if Tom Brady were throwing to him. But it wasn’t a joke any longer; it was a real possibility.

“Obviously, he’s the G.O.A.T. That’s that simple,” Humphries said of Brady. “But there’s so much that factors into a decision. It was a four-year deal. Who knows how many (years) he’s got left? There’s a lot that goes into it.

“Obviously the chance to play with him would have been awesome, but a lot of things factor into that decision. Ultimately, I thought this was coming here to a team that was on the rise and with young talent on the offense and a really good

# ADAM HUMPHRIES

defense. They'd had a taste of the playoffs. I felt like my need at the slot position was great. I felt like I could really contribute and start something new here."

Still, Humphries admits it was a tricky day or two. He wanted to remain true to his commitment to Robinson. But, well, the Patriots are the Patriots. They'd made stars of once-overlooked slot guys such as Wes Welker (undrafted) and Julian Edelman (seventh-round pick).

"There were a ton of pros and not a lot of cons," Humphries said. "You have to look at both situations and a quality of life and where you're living, state taxes. A lot of things go into it when you're talking with your agents and families and stuff about it. At the end of the day, my heart wanted to be in Tennessee. I was happy to finally have that all over with and have a team I could commit to and try my best for them.

"I felt like my talents would be used best here. And New England was the same way. That would have worked, too, but at the end of the day, it was a good decision to come here."

His family being able to drive to home games in Tennessee was also a factor. It's a little more than five hours from Spartanburg to Nashville. The Humphries crew wasn't exactly going to be able to make weekend road trips to Massachusetts.

In the end, the decision was sort of like making — and sticking to — a commitment to a college.

"A little bit. You make a verbal commitment," Humphries said. "Everyone's excited for you. Parents are buying shirts online and all that. I already had my mind made up to come here. I felt like I had to honor my word.

"I didn't feel like I had to, I guess, but as a man, you want to honor what you believed in originally and stick to it. I'm glad I did."

It would only be natural if Humphries experienced self-doubt — or self-pity, at least — as he encountered roadblocks in trying to continue his football career in college and then the NFL.

Instead, he maintained an air of positivity amid what even he describes as "shitty situations."

"I always thought if I just had one more play, that meant I had a chance to make something happen," he said. "I thought maybe another school would come in and offer. Even as a tryout guy, I thought 'I've got two days to make the most of it.' I wasn't really worried at all. I had an opportunity, so I thought I might as well not hold back and make the most of it."

When no one expects anything from you, he said it has a way of actually minimizing pressure.

"The way I calculate it in my mind is there's nothing to lose," Humphries said. "I'm blessed to have a family that loves me and cares about me and friends who are the same way.

"I mean, if nothing worked out for me, I'd be fine. I'd go back home and be surrounded by people who support me. I could definitely make the most of it doing something else. ... I was going to do my best and that was all I could ask for."

For now, his football career continues to trend upward. The salary just made a huge jump, sure. But so did expectations.

"It's not a big deal," Humphries said. "I know where I came from, how I got here. Not going to change anything now."

Swinney said Humphries will always be one of his favorite recruiting stories — and the story's just getting better.

"So he goes from the little guy at Dorman High School that no one wanted to making, what, \$9 or \$10 million a year? Yeah, I'd say that's a pretty good story," Swinney said.

"It's kind of cool to see him earn his way to this place. That's what he's done. So many guys get somewhere based on potential. He's where he is based on performance."

###

# ADAM HUMPHRIES

## **WR ADAM HUMPHRIES SEES PLENTY OF REASONS FOR OPTIMISM AS HE BEGINS SECOND SEASON WITH TITANS**

**BY JIM WYATT  
TENNESSEE TITANS  
AUGUST 6, 2020**

NASHVILLE – Plenty has changed since receiver Adam Humphries signed with the Titans last March.

Humphries, if you remember, picked the Titans over the Patriots in free agency. When he joined the Titans, Marcus Mariota was the team's quarterback, and Tom Brady was in New England.

Today, Ryan Tannehill is the quarterback of the future for the Titans. After stepping in for Mariota in Week 6, he guided the Titans into the AFC Championship, and earned himself a lucrative new contract in March. Mariota, meanwhile, is now in Las Vegas, and in a wild game of musical chairs, Brady is in Tampa Bay – Humphries' old team.

"Crazy, huh?," Humphries said.

The 5-foot-11, 195-pound Humphries is glad to be in Tennessee.

He's coming off a season that left him encouraged because of the chemistry he began building with Tannehill and the offense in 2019, in his first year with the team. An ankle injury halted his progress last fall, but it didn't sour his memory.

"Obviously coming into a new team, you're not sure what your role is going to be and how you are going to play a part in the team's success," Humphries said. "But slowly I started to feel comfortable in the offense, with the way (OC) Arthur (Smith) was calling plays, and what they expected of me day in and day out. And the consistency at quarterback with Tannehill, too – the communication with him was great.

"I am excited to continue to build on that communication and that relationship with him over the next few seasons. I am optimistic coming out of the season. Obviously, we had great team success, and personally I felt more comfortable in the offense as the season progressed."

After playing his first four NFL seasons with the Buccaneers, Humphries caught 37 passes for 374 yards and two touchdowns with the Titans in 2019.

Humphries had his best game of the season in Week 3, when he caught six passes for 93 yards against the Jaguars.

He made one of the biggest catches of the season – a 23-yard touchdown reception – in the closing moments of a come-from behind win over the Chiefs in Week 10.

The 5-foot-11, 195-pound Humphries put a string of games together in the middle of the season when he caught at least four passes in five games, but the ankle injury caused him to miss a six-game stretch, including two playoff games. Humphries returned for the AFC title game in Kansas City.

"It was unfortunate to have that (injury), but everything happens for a reason," Humphries said. "And now I am excited to build that relationship with Tannehill, and we have a great group of receivers, too."

Humphries, who reported to training camp at the end of last month, spent part of his offseason in Nashville, where he worked some with quarterback Logan Woodside and others. He also spent a good chunk of his time back in South Carolina, where he worked with his trainer on his speed, agility and strength training.

In his off time, he found golf courses. Humphries, who touts an 8.3 handicap, has a pretty nice game. He still agonizes over a near hole-in-one during a charity golf

tournament in Charleston, S.C., a few years back.

"I was five inches away from the cup," Humphries said, "and the prize was \$50,000. Now that would have been a fun story."

A fun story this fall for Humphries would be to build on last season -- and make an even bigger impact this fall.

Humphries, who played collegiately at Clemson, bought his own place in Nashville after sharing an apartment with two teammates all four years in Tampa. He's comfortable in the city, and on the team.

"It was a cool season to grow personally, and as a player," Humphries said. "I am excited to be a Nashville resident."

He's fired up about Tannehill being in town with him.

"I was super excited when we signed Ryan back, because I know the value of working with the same quarterback year after year," Humphries said. "Just building that camaraderie, that relationship, that trust with your quarterback and knowing if he needs an outlet he has a guy in me who can be that guy, or just a tight coverage throw, he'll trust me to make the play or A.J. (Brown) to make the play. You build that over time.

"So, bringing Ryan back, I was excited. He's been impressive in meetings and how quickly he has picked up on our offense. He has a really good grasp of it, so we can just continue to add things as we continue to go. I am excited to have him as our QB."

Overall, Humphries said he has high expectations for the Titans and the offense, especially at the receiver position, where he shares a room with Brown, Corey Davis, Kalif Raymond and others.

The group will be on the field for training camp practices next week.

Humphries is fired up about it.



# ADAM HUMPHRIES

"I love our guys," Humphries said. "It's a competitive group from top to bottom, which is what you want. We all push each other, and we all expect greatness out of each other. A.J., obviously he had a great rookie season and we expect him to build on that and he has that hunger and he knows what it takes to be successful. And Corey is a guy who can do everything and has all the talent in the world."

"Those two guys, and all the guys in the room are just incredible competitors and fun guys to be around in the locker room. Overall, I am so excited about this season and what's ahead."

###

## **MUST-SEE TV: TITANS CB ADOREE' JACKSON HAS DESIGNS THAT GO BEYOND THE NFL**

**BY MIKE JONES**  
**USA TODAY**  
**SEPTEMBER 20, 2019**

NASHVILLE — Perched atop the back of his white leather couch, Adoree' Jackson trains his gaze on his iPad. The Tennessee Titans' cornerback appears oblivious to all that swirls about him.

A small crew has transformed the living room of his condominium into a studio. Cameras, spotlights, lighting balance screens and audio recording equipment litter the area.

They're preparing to shoot a scene for the sizzle reel that Jackson and his business partner James Moore will pitch to HGTV for a television show that features the home redecoration projects of young professional athletes.

"OK, I think we're ready now," Moore says upon receiving the thumbs up from the crew.

But Jackson's focus remains on his iPad for another minute or two. Eventually, he hits pause on the game film of the Indianapolis Colts, who the Titans will face just two days later.

He then makes an effortless transition to the present.

Multitasking is nothing new for Jackson. He's always managed to juggle — whether it was football, basketball and track in high school while maintaining A's and B's, or playing on defense, offense and special teams and running track at Southern California while pursuing a major in mass communications and a minor in real estate.

Now the former first-round pick continues his balancing act in the NFL.

With two seasons of playing experience and steady

improvements as a cornerback and a return man under his belt, and two offseasons' worth of internships at Warner Bros. to deepen his understanding of the TV industry, Jackson eyes a significant leap in both realms.

He wants to join the ranks of the NFL's elite defensive backs while helping the Titans reach the playoffs in Year 2 under Mike Vrabel. Jackson also aims to begin making his mark in the entertainment industry.

"Success isn't owned. It's rented, and the rent is due every day," Jackson told USA TODAY Sports, using a mantra passed along by Titans defensive backs coach Kerry Coombs. "That's true. No matter how successful you are, nobody is going to give it to you. They're not going to lay down. You've got to go take it."

### Quiet determination

Nothing about Jackson is overstated — not his personality or style, his on-field persona or even his social media presence.

Those close to him describe him as quiet and laid back, smooth and humble.

From a young age, he has carried himself with a quiet determination.

When he was 3 and his mother, Vianca, brought home a VHS copy of "Space Jam," Jackson fell in love with basketball. He played it exclusively until he was 12. Then, realizing his son wasn't going to be very tall, Chris Jackson signed him up for football. The first time he ever touched the ball, Jackson scored on a long touchdown run.

"He scored and heard the way that crowd reacted, and he ain't put the ball down since," his father chuckled.

Jackson showed some potential at Belleville East High in Illinois, but following his freshman year, his family moved to Gardena, California, where over the next

three years, Jackson continued to surprise both fans and foes, including former rival-turned-teammate JuJu Smith-Schuster.

"In high school, we were running track, and obviously, I was the anchor for my team, and Adoree' was the anchor for his team," the Steelers' wide receiver recounted in a telephone interview. "I had the lead and was winning by, like, 50 yards, and next thing you know, this guy comes up, catches me, smokes me, beats me really bad, and I'm like, 'Yo, who is this guy?'" Found out it was Adoree' Jackson, who was going to USC. We both went there, and every day, it was like, 'Wow, he is really the guy.'"

After helping USC win the Rose Bowl in the 2016 season, Smith-Schuster and Jackson entered the NFL draft together. Jackson was selected 18th overall by the Titans while Smith-Schuster went 62nd to Pittsburgh. In the offseasons, they return to California and team up for charity and youth outreaches.

### Man with a plan

The Jacksons never wanted their son to be just an athlete.

Vianca was a phlebotomist for the health departments in Illinois and California, and Chris, as a senior mason, built bridges and highways across the Mississippi River.

One of 14 children, Chris knew all about sacrifice and hard work. He preached the same to his son daily, as did Vianca.

"I've been talking to him about college and what he was going to do with his life since he was in the third grade," Vianca said. "He would say 'Play sports, Ma.' Middle school, 'Play sports, Ma.' Then high school, I said, 'Now, you can play sports. But you need A, B, C, D, E, F, G — the whole alphabet to fall back on — because what if, God forbid, you get hurt? You need something that's going to take you to another level.' He said, 'Yes, Ma.'"

# ADOREE' JACKSON

Jackson settled on a major in mass communications due to his love of sports. The real estate minor stemmed from an idea conceived as a child.

“Growing up, I stayed in a duplex, so I had a landlord,” Jackson said. “I never knew what they did for work, but I knew we paid them money, so I wanted to be in a position where I could have some land. And so that’s when I talked about getting my mom a house with some land next to it, so if they wanted to do something with it, and sell it or rent it out, they could do whatever they wanted because they had that land on the other side of it and have two spots. So, as a kid, thinking, ‘Man, how can I make money like that?’ and learning the development of stuff, what’s going to bang, what’s not, and that’s why I went to USC, because I knew it would connect me. ... I knew I could meet a lot of good people and that would open doors.”

Connections at USC led to Jackson’s relationship with Moore, who co-founded Kor Media Entertainment, a Los Angeles-based entertainment agency. The Warner Bros. internship also stemmed from Trojans ties.

“I think he had the plan the minute he knew he was coming out to Cali,” Moore said of Jackson. “He knew he was going to make that jump to the league, but as far as USC, he went there because of the relationships, and that move has paid off today. He’s very methodical and everything is thought out.”

Explaining his mind-set, Jackson said, “It’s about hustle, going and getting it. My dad taught me about the world. He didn’t sugarcoat it. It was explaining the real world and what’s out there and helped me understand that nothing’s going to be handed to me. I’ve got to go get it. Being athletic was cool, but being a people person took me a long way, so it’s just having those two different mentalities and going about my business.”

Pulling back the curtain

For his first home as a pro athlete, Jackson didn’t want a big house. For himself and his high school sweetheart, Veronica Parada, he settled on a two-bedroom, 2,000-square-foot luxury condo, which is housed on the fourth story of a renovated factory in the heart of Germantown, not far from Titans headquarters. The place has both a modern and rustic feel with exposed brick and marble, wood floors, floor-to-ceiling windows and a 1,000-square-foot wrap-around balcony.

The decor remains incomplete, but already there are signs of his creative and artistic mind. He’s proud of the white leather couch, inspired by the one that Tony Montana owned in "Scarface." He’s also fond of the white, shag carpet, which he had to have because he loved Frank Lucas’ in "American Gangster."

But otherwise, the place needs some more special touches. Why not pull back the curtain and take his fans along for the journey, he and Moore figured.

It’s not quite "MTV Cribs," as most of the athletes Jackson’s series will feature are on their first contracts and have to practice a degree of frugality. But the show’s design team will still help them find ways to outfit the homes in luxury while adhering to a budget, Moore says.

Jackson said the goal is “for athletes being able to express themselves. People just see us as athletes with our helmets on, but to see them more as a person and what they like, getting their first home and decorating and designing it, getting something for their parents ... just having that aspect for people to dive in deeper to them as a person.”

After longing for close interactions with his sports idols growing up, Jackson is always looking for ways to connect with fans. That’s why he communicates with them on social media platforms and obliges autograph requests. He paid for and spoke at the funeral of Jaylon McKenzie, an eighth-grade football

player from St. Louis who was killed by a stray bullet, in May.

“Watching him, and working with him, seeing how he carries himself,” Moore said, “it gives me hope that there are some guys still out there that are going to carry on and do some things that are great for the next generation. That’s what drives him. Anything that he does, he’s thinking about who it impacts and who it can help.”

Making them proud

It’s 9:30 a.m. on game day when Jackson’s white, 2018 Mercedes-Benz S-Class pulls into the players lot at Nissan Stadium. He starts scanning for his father’s truck and soon spots it. The black GMC Sierra Denali 2500 is backed up to the far right corner of the lot, a giant black smoker on wheels hitched to the back of it. Smoke curls out of the double stacks that extend from the top of the converted oil tank.

Chris has been grilling, smoking meat and making his own barbecue sauces and rubs since 1984. He has smoked feasts for his son following every home game dating back to Adoree's Pop Warner days.

Now, Chris makes the four-hour drive from his home in Belleville to Nashville, smoker in tow, to tailgate with fans and feed his son and other Titans players after games.

Upon seeing his mother in the passenger seat, Jackson goes over for a hug and a kiss. She hands him a container full of homemade brownies and a birthday card because Sept. 18 is just days away. Chris takes a break from the smoker to hand his son a jar of sauce and canned pickles.

The pork chops, ribs, chicken wings, jerk chicken legs, turkey wings and turkey ribs already smell amazing, but they won’t be done until after the game.

Jackson brags on his dad’s cooking, then heads into the stadium where he will turn his attention to his most important business venture while

## ADOREE' JACKSON

fueled by his greatest source of motivation.

“When I moved from East Illinois to California, my whole mind-set was I didn’t want to let my family down. I had that fear. I wanted to always do well and excel,” Jackson said. “I think that’s how I was able to balance everything. I think I knew if my mom saw something bad about me in the news, it’s only going to make her sad and hurt her. But if she sees something good about me, then it’ll make them proud. So wanting to see my parents proud of me always motivated me and that fear of making them sad about something I wasn’t going to be always drove me.”

###

# ADOREE' JACKSON

## ADOREE' JACKSON EMBRACES POSSIBILITY OF NEW ROLE FOR TITANS

*BY TURRON DAVENPORT  
ESPN.COM  
JUNE 4, 2020*

NASHVILLE, Tenn. -- Entering his fourth season, Tennessee Titans defensive back Adoree' Jackson could assume a different role in the secondary, which will likely involve extensive snaps as the nickel. New defensive backs coach Anthony Midget said the coaching staff expects great things from Jackson, who was drafted No. 18 overall in 2017.

Jackson used to return punts, but his special-teams snaps fell to just 12 in 2019 while logging 537 snaps in 11 regular-season games on defense -- primarily at left cornerback. He doesn't know if he will be asked to be the primary nickelback when the Titans eventually report for training camp, but he embraces the chance to expand his game. He is preparing for the additional set of responsibilities that would come with that role by asking questions during virtual meetings.

Where Adoree' Jackson Played In 2019

	SNAPS	PCT OF SNAPS
CB wide left	405	75%
CB wide right	45	9%
CB slot left	38	7%
CB slot right	16	3%
All others<<	33	6%

>>Combination of safety & LB positions

"Being able to go in these virtual meetings and listen in and see the picture, and the virtual classroom and things that we do is good to help get a better understanding and knowledge of the role and position just in case I'm needed," Jackson

said via a virtual news conference last week.

"If I'm going to be playing more inside at nickel, and the difference is it's more about being more aware of your surroundings for what the safeties may have, or the linebackers and everything, because you all play on one accord. When you're playing corner you pretty much have to worry about yourself in those aspects, and playing the nickel is a lot of different assignments and alignments and techniques that come into play."

Jackson's speed and versatility make him a prime candidate to match up against the NFL's top receivers. Teams move their top pass-catchers around within the formation, including in the slot, to create favorable situations.

"I think a lot of times teams are looking at matchups and they're putting their No. 1 guy in the slot for a big percentage of the game," safety Kenny Vaccaro said. "Somebody like Michael Thomas will go to the slot sometimes. Davante Adams, you'll see him in the slot. You see guys try to take advantage of that matchup."

Throughout the 2020 season, Jackson might be asked to travel with a variety of receivers, including Adams, T.Y. Hilton from the Indianapolis Colts, Buffalo Bills WR Stefon Diggs, and Odell Beckham Jr. of the Cleveland Browns. At 5-foot-11, 185 pounds, Jackson has a low base, allowing him to change direction with ease to stay with crafty route runners. His leaping ability and ball skills make him able to defend against bigger wide receivers.

Titans GM Jon Robinson complimented Jackson's ability to "match quickness and ability to mirror," which is critical when working in the slot against quicker receivers who can employ their shiftiness to get open.

Gone are the days where only shorter, quicker receivers played in the slot. While players such as

Julian Edelman are still impactful, offensive coordinators have started to put bigger, more physical receivers inside to create a size advantage over smaller cornerbacks who traditionally play there.

"There's always going to be changes in the game. You might see a smaller, faster guy outside, and a bigger guy inside with what they might like matchup-wise," Jackson said. "It depends on what team you're playing. You go against Atlanta, you might see Julio [Jones] in the slot. You go against Kansas City, you see Tyreek [Hill], he may be outside or he may be inside. So, it just all has to do with what the coaches are looking for and what they use their guys for."

There's more to playing nickel than just coverage. Logan Ryan, the Titans' primary nickel corner last season, was asked to help out in run support, blitz the quarterback and more.

"That nickel guy has to be able to cover, he has to be able to blitz, he has to be able to fit in the run game, he has to be smart and he has to be able to do multiple things," Midget said. "So, it's not just a guy that you put in the slot just to cover a guy. He has to be a guy that can go in there and mix it up versus the run and the pass, and handle everything we'll give to that position mentally."

The Titans showed their confidence in Jackson by picking up his fifth-year option for the 2021 season, which included a \$10.2 million price tag. Jackson didn't make an interception last season, but he played well down the stretch, including five passes defended in Tennessee's two playoff wins.

Despite not having OTAs due to the COVID-19 epidemic, Jackson vowed to find a way to get better every day. The expectations and potential for a player with Jackson's talent are extremely high, but his teammates believe he's up for the challenge.

"I know Adoree'. I know he's motivated," Vaccaro said. "He loves



## ADOREE' JACKSON

football, he cares. I love playing with him, I love playing next to him. He's a really smart player. I know he's smart enough to do it. I know the nickel position takes a lot of football IQ, a lot of intelligence, and I know he has that. It's on the coaches, whether they want to do that with him."

###

**REXRODE: TITANS  
ROOKIE CHRIS JACKSON  
HAD TO BE TOUGHER  
THAN ANY KID SHOULD**

**BY JOE REXRODE  
THE ATHLETIC  
MAY 16, 2020**

Editor's note: This is the sixth in a six-part series on the Tennessee Titans' 2020 NFL Draft picks. Stories on Isaiah Wilson, Kristian Fulton, Darrynton Evans, Larrell Murchison and Cole McDonald were published earlier this week.

Time stretches and contracts, a trait clearer to all in a global pandemic, and it can blur memories — altering, eliminating and even exaggerating details of a moment.

Some remain vivid. Ira Reynolds says he can still see the play that made him realize he had something special in the Tennessee Titans' most recent draft pick. Chris Jackson was a freshman at FAMU Developmental Research School in Tallahassee, Fla., and a small one at that, maybe 100 pounds. But he was fast and hungry and persistent — “it was yap yap yap like a little dog at your ankles until you finally say, ‘OK fine,’” Reynolds said — and the coach got him on the field in a varsity game to serve as a decoy on a play that was supposed to go to the running back on a wheel route.

Reynolds can see Jackson carrying out his downfield route. He can see his quarterback, for some reason, lofting a pass to Jackson. He can see the linebacker and safety converging on Jackson and combining on the type of hit that might convince a 100-pound ninth-grader to try debate team.

“Out cold,” Reynolds said of Jackson, lying on the field after the hit. “But he didn't drop the ball. And then when he came to, he was begging to go back out there.”

This set the stage for Jackson to become a standout receiver and safety at FAMU-DRS, a leader with enough confidence to tell the

waitstaff at a restaurant during a team dinner that it was Reynolds' birthday so they would sing to him (they did, but it wasn't). He would go on to graduate early and choose Marshall over suitors such as Kent State and Troy, though Ivy League schools also inquired because of his near-perfect academic record. He had no interest from hometown Florida State and that ilk. Jackson started four years at cornerback for the Thundering Herd, setting the school record for pass break-ups (45) and getting his 5-foot-10, 193-pound self drafted in the seventh round by the Titans. Plenty of guys from Florida State and that ilk did not go in any round. And now Jackson is a 22-year-old pro with a criminal justice degree and corner/safety versatility that Titans coach Mike Vrabel said made drafting him an “easy” choice.

Jackson has a chance to make an NFL team, just eight years after that first, stinging taste of varsity football. Which came just two years after the completion — the legal completion anyway — of a tragic journey no one should have to experience and no one would want to remember.

That's what Jackson was asked to do in a Tallahassee courtroom at 12 years old. He was asked to recount the details of the murder of his mother, as her killer sat a few feet away from him.

“I got probably three minutes in,” Jackson said. “And then I just broke down and couldn't do it anymore.”

He can do it now. He has done it many times since. It became a motivational staple inside the Marshall program. The story of Chris Jackson is also the story of figuring out what to take and what to leave behind from the life and death of Tanesha Overstreet.

Reynolds coached Dwayne Jackson at FAMU-DRS, too. He was a similar kind of player. Aggressive, smart, fast and undersized. Dwayne was set to play for Florida A&M in college. A blown knee, which meant a lot more in the early 1990s than it

does today, ended that. Dwayne moved to Minneapolis for a job and met Tanesha, who grew up in Chicago but moved with her family as a teenager and graduated early from Minneapolis North Community High. They welcomed Chris to the world on April 13, 1998, moved to Chicago to be near her family, then to Tallahassee to be near his. Soon, much of her family joined them.

“Everybody thinks their family is the loudest but no — my family was the loudest,” said Jessica Overstreet, Tanesha's younger sister. “And Tanesha was the leader of the family. She was so giving. She had three younger siblings living with her in their house, and my mom, and she loved it. I was like, ‘Don't you want some privacy?’ Nope. She was happiest around her family.”

Tanesha never got to college as she had planned, but she pushed Jessica to keep going after high school graduation.

“She said, ‘The sky's the limit, now you've got to go to college,’” said Jessica, who graduated from Florida A&M and is now a school social worker in Fort Lauderdale, Fla. “I'll never forget that. It was like she was living through our accomplishments. She called me her pumpkin.”

Chris remembers his mother as a combination of tough and fun. She was the one who first put him in football. Sitting around at home wasn't an option. Doing the dishes and other chores was expected, as was eating healthy. Chris hated eggs, so Tanesha bargained with him: Eat your eggs every day and you get a dollar. Pretty soon he had enough for a dirt bike.

“Work for everything you get, that was a big thing with my mom,” Chris said. “And tell the truth. I always told her the truth.”

Dwayne took Chris fishing often on the Ochlockonee River, and that remains a passion for Chris, who wants to be a game warden when football ends. But Dwayne's

presence was spotty. Chris said he was “in and out of jail” during his childhood for “drug-related offenses.” After the Titans drafted Chris, Dwayne called him from jail. They talk almost every day, Chris said, and Dwayne is supposed to be out in June. As a kid, Chris had another father figure in Terrell Thomas, Tanesha’s long-term boyfriend after she and Dwayne broke up. Tanesha and Terrell had a daughter on the way in the summer of 2008.

Tanesha, Chris and Jessica went to a routine baby check-up on Aug. 14, 2008, but doctors told Tanesha she would need an emergency cesarean section because there wasn’t enough fluid around the baby. She was not due for a couple of more months. She ended up delivering vaginally, and 2-pound Taylor Thomas ended up fully healthy and crying with a strong voice upon arrival. She still needed time in the Neonatal Intensive Care Unit.

Two days later, Tanesha came home against doctor’s orders. Taylor remained in the hospital. Early in the morning of Aug. 17, 2008, Chris was asleep in the back bedroom of their house along with Terrell’s 16-year-old son, Breon, and his 12-year-old cousin Richard Footman. Terrell was not in the house. The children were awakened by yelling. They heard Tanesha sobbing and begging for her life, telling a male intruder that she had just given birth to a child. They heard him demanding her to give him whatever she had. They backed away from the cracked bedroom door and pretended to be sleeping as the intruder came down the hall and closed the door.

They heard the explosion of a 12-gauge shotgun. They heard the water in the kitchen sink turn on as the 35-year-old intruder, William Yawn, washed his hands. They heard a door open and close. They ran out to Tanesha, bleeding on the ground and fighting for breath. Breon called 911. Chris grabbed Tanesha’s hand.

“I think she was trying to tell him that she loved him,” Footman testified two years later in Yawn’s trial, according to WCTV-TV. “But she kind of like couldn’t get it all out.”

Jessica Overstreet didn’t really grieve her sister until a couple of years ago, she said. She has a family of her own, a job she loves working with at-risk kids at Fort Lauderdale’s Rock Island Elementary School. And for years the focus was on getting Chris through the trauma.

“Can you imagine a 10-year-old boy at a funeral walking up to a casket and trying to wake his mother up?” Jessica said. “Like she was sleeping. It was a lot. You talk about strength and resilience, he had to have so much of it.”

Chris’ maternal grandmother, Renee Jones-Johnson, was originally supposed to take him in, but her anguish was too intense in the wake of her daughter’s death. He moved in with his paternal grandmother, Delores Madison, and that’s where he continues to live until he gets the all-clear to move to Nashville.

“When you find a kid who supersedes challenges like that, who goes through that and comes out a tremendous student, a tremendous kid, you’ve got the right dude,” said Chuck Heater, who recruited Chris at the time as the defensive coordinator at Marshall. “And the bottom line is, his grandmother is just a sensational person.”

She did not do it alone.

“I spent months and months doing nothing, just crying every day,” Chris said. “I went a whole year without going to school. But my grandmothers, Auntie Jessica, Auntie Caprice, it was like they all jelled together to become my mom.”

Jessica would take Chris and Taylor each weekend, so the siblings could have time with each other as well. Running water was a trigger for Chris then, causing him to “have an

emotional breakdown or get really angry,” he said. He could not get the sound of the water Yawn left running in his house out of his head. When he needed to shower at Jessica’s house, she would sit on the toilet and talk him through it.

She would tell stories of Tanesha, too. By the time Taylor was old enough to understand, Chris was stronger, back in school, playing football and basketball, singing in the church choir.

“My sister’s kind of like my favorite person in the world,” Chris said of Taylor, who is coming up on her 12th birthday. “She didn’t get to experience my mother, but we tell her stories, show her pictures. And then growing up not living together, I couldn’t see her all the time like a normal family would. So I’ve spoiled her whenever I could to make up for it.”

And he has reached the point where he can remember what he loved about his mother and talk about her death without reliving the trauma. He told the story at Marshall more than once during team-building exercises, and he became the example coaches would use when trying to motivate others. Not that this is as simple as another “athlete overcomes adversity” story. Not that this has been easy or free of setbacks.

Chris had a significant one when he had to testify more than two years after the murder at the trial of Yawn, an admitted drug addict who said he broke into the house that night looking for cocaine. Jessica spoke on behalf of the family on the day of Yawn’s sentencing. Chris was not in the courtroom that day to hear him receive three life sentences in prison.

“I honestly don’t even remember what I thought about that at the time,” Chris said. “I kind of just don’t think about him.”

###

## **TITANS, FORMER BIBB COUNTY PLAYER HOLDING FREE FOOTBALL CAMP**

**BY EDWIN STANTON  
TUSCALOOSA NEWS  
MAY 30, 2019**

Ben Jones knows what it's like to have support.

The Tennessee Titans center had an entire community come to his aid when he was a kid growing up in Centreville.

When Jones was 10 years old, his dad died in a helicopter crash. His mom was always a big part of his life, but losing his dad at such a young age was tough. Fortunately, Jones had a support system of extended family and friends in the community to help him.

"Where I am today, I wouldn't be here if it wasn't for my hometown and my whole community," Jones said.

It's a big reason that Jones is heavily involved in charity work. On June 7 at Bibb County High School, Jones and a few of his NFL and college football friends will conduct a free football camp for kids 8-14. The camp is supported through a grant from the NFL Foundation.

"I'm trying to give back to my hometown an opportunity for kids who don't usually get a chance to attend football camp and be around guys who played in college," Jones said. "I'm also bringing some guys from the Titans with me."

Jones has been a part of several other charitable deeds during his time in Nashville, including the Ben Jones Celebrity Clay Shoot, which benefitted programs that deal with at-risk kids.

"We have a fund in Nashville and we've given around 400 thousand over past three years combined," Jones said. "It helps with after-school programs, mentor programs, sending kids to camps, grief

counseling. We want to give them the next step in life that not everyone is able to help them with. So if we can help them in any way that's been our mission."

Jones plans on bringing Titans teammates Ryan Succop (kicker), David Quessenberry (OL), Beau Brinkley (LS) and a few more. Also, Jones' former Bibb County teammate and former NFL player Zac Stacy will attend, as will former Alabama football player Brad Smelley.

Jones grew up just a short drive from Tuscaloosa, but chose the University of Georgia over Alabama. He was a four-year starter with the Bulldogs and was drafted in the fourth round by the Houston Texans in 2012, where he played left guard before moving to center in 2015. He was traded to the Titans in 2016 and has started every game.

The Titans missed the playoffs last season but Jones has reason to be confident for the 2019 season.

"Last year we had a new head coach (Mike Vrabel) and we were trying to learn a new offense and a new defense and we actually had a pretty good year," Jones said. "Now we are trying to take the next step and go from good to great."

"Every game comes down to a couple of plays and we are trying to find those details so that we know the ins and outs of the offense and defense. So when it comes down to those couple of plays we are able to execute and make the playoffs. That's the mission – just get in. Anything can happen after that."

A big piece of the Titans' offense is running back Derrick Henry, the 2015 Heisman Trophy winner from the University of Alabama. The former Crimson Tide back had a career night during a game last season against the Jacksonville Jaguars, rushing for 238 yards with four touchdowns, including an NFL record-tying 99-yard run.

"Derrick is one of my closest friends. We talk just about every

day, even during the offseason," Jones said. "He's the first guy to come in and say 'Roll Dawgs' every day because he was committed to Georgia for a while. But he bleeds crimson through and through. We have that relationship that we want each other to do well. When it comes down to that last game of the year we just say anything that week."

"He's a heck of a guy, tough player, good team guy. If you have a guy like that you can really lay it on. It wears a defense out and as an offensive line we really love blocking for a guy like that."

It was the Crimson Tide that handed Jones' alma mater two of the most devastating losses in the program's history – last year's SEC title game and the 2017 national championship game. Fortunately for Jones, he didn't have to witness the defeat in Atlanta.

"Last year, I missed the game because of meetings," Jones said. "I went into meetings and we were up like 20-7, and I got out and we had lost the game, so I was like, 'Oh my goodness.'"

"I'm happy they turned it around and hopefully they can take the next step."

For more on Jones' camp or to register, go to [www.thejonesmission.org](http://www.thejonesmission.org).

###

# BEN JONES

## **BEN JONES NAMED TITANS WALTER PAYTON MAN OF THE YEAR NOMINEE**

**BY JIM WYATT  
TITANS ONLINE  
DECEMBER 12, 2019**

NASHVILLE – When Titans center Ben Jones entered the NFL with the Texans back in 2012, he worked to establish himself on the football field with veteran players around him.

Jones was also paying attention to his teammates off the field. And he saw how involved many of them were in the Houston community, from Matt Schaub to Owen Daniels to Chris Myers.

“I wanted to be able to raise a family like them,” Jones said, “and I wanted to do something to help others with the platform that we have – those guys really opened my eyes.”

After spending his first four NFL seasons with the Texans, Jones arrived in Tennessee in 2016, and he got to work. And in 2017, Jones and his wife, Alex, established The Jones Mission to provide at-risk youth with opportunities they might otherwise not have through grants, additional resources and educational opportunities.

In the past three years, Jones has made a big difference – and his work hasn’t gone unnoticed.

Jones is the 2019 Titans recipient of the Walter Payton Man of the Year award.

Jones is now a finalist for the league-wide 2019 Walter Payton NFL Man of the Year Award that will be awarded during the upcoming Super Bowl week. This prestigious NFL award has been in existence since 1970 and it honors players who demonstrate outstanding balance in their lives between civic and professional responsibilities. In 1999, the NFL renamed the award after the late

Walter Payton as a tribute to his greatness, both on and off the field.

“It is something that is definitely appreciated,” Jones said of the award. “But the reason you give back is to help people out and to see the impact you can make on kids, and to see the joy you bring them when you take them to games, bring them to practices, and you are able to help their facilities. It means a lot. I get so much joy by seeing how happy they are and how much they benefit from all the guys on our team that are caring and supporting our foundation.”

During each of the past three offseasons, Jones and his wife have hosted the annual Ben Jones Celebrity Clay Shoot, a skeet shooting tournament, to raise money for local youth-serving non-profit organizations. The three events combined have raised more than \$400,000 benefitting The Jones Mission Fund.

Through The Jones Mission Fund, Jones said they’ve been able to serve more kids each year in after-school programs. As a result of the 2019 clay shoot, The Jones Mission was able to donate \$40,000 to Endure Athletics and \$45,000 to Preston Taylor Ministries. With their grant, Preston Taylor Ministries was able to open a new location for after school programs.

“We’ve done counselors for homeless kids who are in after-school programs,” Jones said. “We’ve done things with the church to bring kids and their mentor to a Titans game. If it’s from an after-school program, if it’s sending them to camps, if it’s bringing them to football games, if it’s getting them the skill they need outside, a tutor.

“The more time they are able to be around positive role models and getting to have an experience and knowing they can get out of where they are. I want to give kids something to look forward to. I just want to give kids a chance. We’re just trying to give a kid that needs a little extra help a shot.”

Here’s a deeper look at Jones, and his work in the community:

- Ben’s childhood adversity – his father was killed in a helicopter crash just a few months after his 10th birthday – planted the seeds of a strong and still-growing passion for helping kids in need, and he strives daily to be a role model and show children experiencing hardship that anything is possible through hard work, determination, and prayer.

- Renovations to the Nashville Ronald McDonald House kitchen and dining room were completed this summer, courtesy of a \$88,000 grant from the 2017 clay shoot. The 2017 event also allowed Ben and Alex to expand and remodel the computer lab at Youth Encouragement Services. The computer lab was also unveiled over the summer.

- In 2018, the event raised \$33,000 for Endure Athletics, \$22,000 for Backfield in Motion and \$33,000 for Alive Hospice.

- Every year, Ben sponsors a trip to a Titans game for the seniors on the football team at his high school (Bibb County HS) in Centreville, Alabama. The experience includes round-trip transportation from his hometown, tickets, a private tailgate, swag bags plus a meet-and-greet with Ben and tour of the Titans practice facility after the game.

- Ben also hosts a “Friday Night Lights” free youth football camp in Centreville every June for kids ages 8 through 14.

- The Jones Mission is also very active during the holidays as Ben sponsors Christmas shopping events for families in his hometown in Alabama and locally in Nashville.

- In addition to his work with his own Foundation, Ben is also actively involved in team-organized community events and programs, appearing on behalf of the team at local schools, hospitals, fundraising events, 5K races and more.



# BEN JONES

###

Jones credited all the sponsors, and everyone who has supported his events over the years.

And he gave thanks to his wife, Alex.

“She backs it all up,” Jones said. “She is the busy bee behind everything, checking every box and making sure it flows right. It wouldn’t get done if it wasn’t for her.”

All 32 nominees will receive a donation of up to \$50,000 in their name to their charity of choice. The winner of the Walter Payton NFL Man of the Year award will receive a \$250,000 donation to the charity of their choice. All donations are courtesy of the NFL Foundation and Nationwide.

As a nominee, Jones will wear a Walter Payton NFL Man of the Year helmet decal through the end of the season in recognition of his accomplishments on and off the field.

Jones said because the Titans organization, and locker room, has such a giving culture, it makes the award special for everyone. Titans defensive lineman Jurrell Casey’s was the team’s Walter Payton Man of the Year recipient in 2016 and 2018. Titans linebacker Wesley Woodyard was the team’s recipient in 2017.

“We have multiple guys that are coming to my event, going to other events. It is a family, and you want to support each other,” Jones said. “Logan (Ryan) is always there, Jurrell is always there, Delanie (Walker) is always there. So many guys are always there to support me, and we support each other.

“All those guys are just as worthy as me, and they have foundations and are doing everything they can, putting in the extra hours to help the community as well. So many guys are just as worthy. Really, all of us just want to do our part to help and make a difference in the lives of others.”

# DaQUAN JONES

## **Q FACTOR: TITANS D-LINEMAN DAQUAN JONES BUILT FOR MORE SUCCESS IN 2020**

**BY JIM WYATT  
TENNESSEE TITANS  
AUGUST 10, 2020**

NASHVILLE – DaQuan Jones has seen plenty of change during his NFL career.

A fourth-round pick in the 2014 NFL Draft, the big defensive lineman has played under three head coaches and three defensive coordinators in Tennessee, and he's seen a lot of Titans teammates come and go inside the locker room. Jones has played on teams that finished 2-14 and 3-13, and he's played on four straight 9-7 teams, in five playoff games, and in an AFC Championship Game.

He's the longest tenured Titan on defense.

Through it all, Jones has put his head down, and worked. He's been one of the team's most under-the-radar players, while also being among the most dependable.

So, it's no surprise Jones thrived during an NFL offseason rocked by the coronavirus. With facilities across the NFL closed to players, Jones took it upon himself to get ready for the 2020 season.

The result:

"I think I had one of my better offseasons this year," Jones said on Friday. "I feel very ready, just did a lot of different type of training, cross-fit training. I feel ready to go."

When the 2019 season ended, Jones couldn't have predicted how this offseason would play out.

Instead of working with the team's strength and conditioning coach and staff, he began using his wife's trainer, Kevin Andres of K Squared Fitness, when he'd come by the house to work with his wife. Katie Andres, a certified nutrition coach

and health/ fitness guru, also came by to work with Jones and his wife, Alexis.

The 6-foot-4, 322-pounder changed his training approach as a result, adding a lot of high-intensity cardio with his work lifting weights.

"I decided to one day take part and I kind of fell in love with it," Jones said. "(Kevin) does a lot of HIIT training and cross-fit type stuff and ... it really helped transform my body going into the season. Big shout out to Kevin for doing that for me."

In 2020, Jones wants to keep doing his part to help the Titans on defense.

In 2019, Jones started all 16 games for the fourth time in his career, and for the second consecutive season. He achieved career highs with 21 quarterback pressures and three passes defensed while also posting 50 tackles, and one tackle for a loss. According to Pro Football Focus, Jones also played in 799 snaps without being called for a penalty.

"(I want to be) dependable and making sure I can be accounted for by my teammates," he said.

In 2018, Jones started 16 games and racked up 39 tackles with 14 quarterback pressures and a career-high four tackles for a loss. His 2017 season was cut short because of a bicep injury, which ended his streak of 45 consecutive starts. Jones had a career-high 3.5 sacks before the Dec. 4 injury.

On a defensive line that featured five-time Pro Bowler Jurrell Casey, oftentimes Jones was shorted praise for his efforts, even though coaches and teammates sure appreciated his contributions. In 2018, Jones was rewarded with a contract extension that's now set to expire after the 2020 season.

With the addition of first-round pick Jeffery Simmons in last year's draft, Jones has already found himself among those answering questions about the potential of the 19th

overall pick. It's all good with Jones, because the two are good friends. In fact, Simmons joined Jones for some of those in-house workouts this offseason.

Jones said he wants to help Simmons achieve greatness.

"I mean, I thought we all got a glimpse of that last year when he came in and wrecked shop," Jones said of Simmons. "I'm just excited for him to come out there fully healthy and do what he does best, be a big, dominant player."

"With Big Jeff, (I) like just helping him in any way I can. ... So just taking on more of a leadership role and helping the young guys learn."

Jones, of course, plans to wreak some havoc himself, alongside his teammates.

He said he's also happy to be on a contender, knowing he was a part of the culture change in Tennessee. He made it clear he'd like to stick around for years to come.

"I just come to work every day, put my head down and plow away," he said. "Really, that's all I do. It's crazy to think that I'm the only guy here from even when we went 2-14. It's a blessing at the end of the day, but I'm a guy that comes in with my head down to work. I'm just thankful."

"It's way different (than my early year here). I mean, the vibe in here is crazy. I know how it feels to go through a 2-14 season. It's not fun, at all. I mean, the joy is not in it. ... So for me to ... be on a team like this is a blessing."

###

## **MANIC MONDAY: FUN- LOVING DEFENSIVE BACK JOSHUA KALU A POPULAR GUY AFTER FIELD GOAL BLOCK SAVES TITANS**

**BY JIM WYATT  
TITANS ONLINE  
NOVEMBER 11, 2019**

NASHVILLE – Joshua Kalu has done some pretty special things in his life, but what happened on Sunday was a game-changer in more ways than one.

Kalu's blocked field goal on the final play of the game preserved the Titans' 35-32 victory over the Chiefs, and it caused his phone to blow up, too.

"Everybody is still texting me, calling me," a smiling Kalu said on Monday. "This is probably the biggest reaction that I have gotten for anything in life – birthdays, graduation, you name it. I guess the game went nationwide so people and friends from New York to California to Miami have reached out. I have some people I know from London who have hit me up, congratulating me. It is an amazing feeling.

"My Instagram followers went up, the Twitter followers and messages are booming," Kalu said. "I am just glad we got the win and I'm glad I was able to do my part."

Just another Manic Monday, right?

Kalu, in his second season with the Titans after signing as an undrafted free agent last May, sprinted off the edge from the left side to get his left hand on a 52-yard field goal try by Chiefs kicker Harrison Butker, a play that ended the game, and sparked a wild celebration.

Kalu ran around after blocking the kick, before eventually being swarmed by teammates, and head coach Mike Vrabel.

From the hundreds of people who've contacted him since

Sunday's game, Kalu said the one that might've meant the most came from his Pop Warner coach back home in Texas. Kalu's relationship with his first football coaches dates back to when he was in fifth grade.

Titans teammates said they're genuinely happy for Kalu, a defensive back who is popular in the locker room.

"He is happy every day," teammate Logan Ryan said of Kalu, a colorful dresser with a colorful personality. "He has a good spirit about him. Kalu, he's the class clown of the group. He keeps it light. I think me and (Kevin Byard) can be pretty serious a lot of times and demanding as leaders in the DB room, but I think you need a Josh Kalu, a class clown to keep it light. That's who he is every day --he is always smiling, making jokes. He knows when to work, but he keeps it light all the time."

Kalu, who played collegiately at Nebraska, played five games for the Titans in 2018, and he'd suited up just once this season before Sunday's game. Kalu spent the first half of the season on Injured Reserve. He's played primarily on special teams in the NFL, but he played in the defense on at least one play on Sunday.

Byard agreed Kalu is a jokester, but he also pointed to his work ethic. Kalu is also known for being heavily involved in the community back home in Texas, and also in Lincoln, Nebraska. Kalu was named to the Brook Berringer Citizenship Team and the Tom Osborne Citizenship Team as a sophomore, junior and senior while at Nebraska, where he played in 48 games and tallied 215 tackles, two sacks and seven interceptions in his collegiate career.

When Kalu joined the Titans last May, Byard said it didn't take him long to make his presence felt with his jokes and light-hearted disposition. In fact, they had to check the young buck.

"It's funny, when Kalu got here last year he was always making jokes and we kind of had to remind him, 'Hey, you're a rookie! You're a rookie!'," Byard said with a smile. "He actually tried to break down the group one day in training camp last year and I kind of shot him down, 'Hey, you're a rookie. You don't get that.' But he walks around with that confidence, and that attitude that he wants to be great, and wants to do great things."

Joshua Kalu's (@BluesKalus) blocked field goal today for @Titans made No.8 on @SportsCenter's top 10 list. 🏈

Kalu chuckles when he hears the comments from his teammates. It's not unexpected.

After making the biggest play of his NFL career, Kalu said he'll continue working while also keeping it light.

When he got home after the game Sunday night he didn't spend the evening Googling himself or checking his mentions on social media. He still hasn't seen himself on SportsCenter's Top 10 list.

"I hopped on Call of Duty for a little bit," Kalu said. "I did watch that play over and over again, though. The biggest thing for me was watching everybody else's reaction around me, from coaches to players to fans to everybody. I was happy to make the play and happy it caused so many people to get excited."

###

# JOSHUA KALU

## **TITANS DB JOSHUA KALU WORKING TO PROVIDE MEALS TO NURSES DURING CORONAVIRUS PANDEMIC**

**BY JIM WYATT  
TENNESSEE TITANS  
MAY 9, 2020**

NASHVILLE – As a player in the National Football League, Titans defensive back Joshua Kalu knows his job comes with risks.

But Kalu signed up for it, and he loves it.

The same can be said for his two sisters – nurses who are currently working on the front lines of the COVID-19 pandemic.

And today, Kalu is doing his part to show them how much he appreciates them, along with all the nurses who are working long hours during the global health crisis.

"When you're a nurse, you know what risks come with it, too – whether that's getting infected with any type of disease, or just seeing and dealing with people you know might pass away," Kalu said. "They signed up for it, and I am proud of them because when the going got tough, they stepped up to the plate and are not backing down. They are dealing with chaos and stress on a daily basis."

JOSHUA KALU



@BluesKalus

COVID-19 has impacted all of us directly or indirectly. My sisters (both nurses on the frontline) have shared their firsthand experiences with working extended hours and managing chaos on a daily basis. As a leader, I wanted to do my part to keep our healthcare workers going.

Kalu, who initially joined the Titans as an undrafted free agent in 2018, has played in 16 games over the past two seasons. He made one of the

biggest plays of the 2019 regular season with a blocked field goal against the Chiefs on the final play of the game, which secured the win.

Earlier this offseason, Kalu traveled with a contingent of former and current NFL players with the group American Football Without Barriers to Budapest, Hungary, where he helped spread the word about American football, and his love for the game.

In recent weeks, in his hometown of Houston, Kalu has stepped up during the coronavirus pandemic for nurses. One of Kalu's sisters is a nurse at a hospital in Houston, the other at a hospital in the Bronx in New York. Kalu's mother is also a nurse.

Kalu has worked to provide meals to nurses at hospitals in Houston, using local restaurants. It started with roughly 30 meals delivered to the COVID-19 unit at from Mezza Grille, and then grew to 40 meals from Lotus Seafood. He's part of a group that is also helping nurses at other hospitals in the area.

On Mother's Day weekend, Kalu will join with others, including long-time friend Ogbonnia Okoronkwo, a linebacker with the Rams, to deliver 250 meals from the Turkey Leg Hut in Houston.

Kalu and others, including his trainer Justin Allen, are all working for the cause. And he's encouraging others to help the group. (Here's a link where donations are being accepted to contribute to the cause, through Allen's Foundation: [CLICK HERE.](#))

"It's Mother's Day, and it's also Nurses Appreciation Week, so it's perfect," Kalu said. "This isn't about me -- I just hope people see my video or hear about this they'll want to contribute to it or donate any way to help. It's all about giving back because these nurses are doing amazing work to help people. I want to let them know they are appreciated.

"Our nurses are fighting long hours, and they're fighting for us. That's my inspiration. I want to help the real heroes who are fighting for us. I'm just trying to do my part."

###

# DENNIS KELLY

## **KELLY CATCHES A PIECE OF PLAYOFF HISTORY**

**BY DAVID BOCLAIR  
SI.COM**

**JANUARY 20, 2020**

Dennis Kelly set an NFL record Sunday when he caught his second pass of the season.

The reserve tackle gave the Tennessee Titans a 17-7 lead over the Kansas City Chiefs when he caught a 1-yard touchdown pass from Ryan Tannehill with 6:39 to play in the first half.

That made him – at 321 pounds – the heaviest man to score a touchdown in a playoff game.

That moment was as good as it got for the Titans. Kansas City scored the next 28 points, and Tennessee's improbable run through the postseason ended one game short of the Super Bowl with a 35-24 defeat.

Kelly, who is 6-foot-7, was one of two Tennessee offensive linemen to catch a touchdown pass during the regular season. He scored on a 1-yard reception at Jacksonville on Nov. 24. David Quessenberry did the same Sept. 15 against Indianapolis.

The touchdown pass was Tannehill's fourth of the postseason. Only one was to a wide receiver (Kalif Raymond). The other two went to tight ends, Jonnu Smith and Anthony Firkser, who added a fourth-quarter score against the Chiefs and became the only Tennessee player with multiple touchdown catches in the postseason.

Acquired in a trade with Philadelphia in 2016, Kelly routinely has lined up as an extra tight end over the past four seasons and even has been credited with seven starts in that role. He has done so under three different head coaches (Ken Whisenhunt, Mike Mularkey and Mike Vrabel) but never had a pass thrown in his direction before this season.

His brother, Tim Kelly, is the offensive coordinator for the Houston Texans. So, he presumably has a little more offensive insight than most offensive linemen.

Kelly was one of 10 different Titans to catch a pass in the AFC Championship and one of 12 with at least one reception in the playoffs.

###



# DENNIS KELLY

## **DENNIS THE MENACE: GIANT TACKLE DENNIS KELLY ENFORCING HEALTH AND SAFETY PROTOCOLS WITH TITANS**

**BY JIM WYATT  
TENNESSEE TITANS  
AUGUST 4, 2020**

NASHVILLE – The Titans are taking every precaution necessary to stay safe while playing football during a pandemic.

Players and team personnel have been tested daily for COVID-19. Meetings are being held in the team's spacious indoor practice facility so players and coaches can spread out more, there's a limit to the number of players in the weight room and other areas at the same time, and the cafeteria is now grab-and-go style.

If somebody slacks off with social distancing or mask wearing, well, the Titans have a 6-foot-8, 321-pounder ready to enforce the rules.

Dennis Kelly, aka "The Undertaker" gave teammate Taylor Lewan the "What in the name of Dr. Fauci?" look the other day for not wearing his mask properly.

"I think Dennis would be an unbelievable dictator in any country, as the way he's been handling the mask thing," Lewan said with a smile on Monday. "And so, although it's been very annoying, he's doing a good job, and I hate even saying that out loud. Dennis is a really good friend of mine, so I hate doing the boy compliments, but Dennis and I actually got into it today about me and my mask was below my nose so he made sure and told me the protocols of what to do. And so, he's been doing a good job. He's definitely not worried about being annoying in that sense, which is good."

No one is upset with Kelly, the team's NFLPA player rep, for his enforcement.

As an organization, the Titans have proven to be on the same page with COVID-19 safety protocols at the start of training camp.

"Dennis is definitely doing his thing, making sure that we stay safe, keeping the health of the team first, keeping the health of everyone in this organization first," tight end Jonnu Smith said. "He's definitely been patrolling on his thing. We just got to kind of follow Dennis' lead when it comes to safety protocols."

"He's really been anal about it," safety Kevin Byard said of Kelly. "We're all getting used to these new rules, and protocols, and wearing a mask, and stuff like that. I think it's good. I think it's good for Jon (Robinson) the coaches, everybody's trying to make sure that everybody's wearing masks. At the end of the day, the safest teams and the healthiest team this year is going to be the one that's going to be playing in January and February. We can only control what we can control. Different sports whether it's basketball, NHL, baseball, they all have different ways of going about things, but as far as us as a team, we're trying to do our best."

###

## **WHEN YOU HAVE BRETT KERN — A PRO BOWL PUNTER AND A PRETTY GOOD ATHLETE — YOU TAKE SOME CHANCES**

**BY JOHN GLENNON  
THE ATHLETIC  
DECEMBER 17, 2019**

The play call itself? Debatable.

When the Titans — in punt formation near the end of the first half Sunday — sent Amani Hooker in motion toward the right sideline, it appeared to all but wave a flag in the face of the Texans, alerting them that a fake might be in the works.

What special-teams unit, after all, would simply ignore the fact that two players were flanked wide to the right instead of the usual single gunner?

“(The Texans) definitely thought something was up,” Titans gunner Dane Cruikshank said. “That’s why they backed off their coverage.”

So go ahead and critique the design if you choose, but let’s show a little appreciation here for punter Brett Kern, whose 47-yard spiral downfield still nearly turned the fake into a success, his pass tipped away from Cruikshank at the last second by Texans defensive back Lonnie Johnson.

“I mean, it’s really a perfect throw,” exclaimed CBS Sports analyst Tony Romo, who knows a thing or two about slinging the football.

It’s been an out-of-the-ordinary season for the 33-year-old Kern, a 12-year veteran who may be headed to his third consecutive Pro Bowl after finishing first among punters in fan voting. He’s punting to his usual strong standards, fifth in the NFL in average (47.5 yards per attempt) and tied for third in net average (43.6 yards per attempt).

Kern’s arms and legs, however, have been even more entertaining than his foot.

Heading into Monday night’s game, Kern was the only punter in the NFL this season who had both run once and thrown at least two passes, plays that have resulted — at various times — in Kern’s near decapitation as well as in game-changing moments.

Who says punters live a life of leisure?

“Hey, whatever works,” Kern said Monday. “If there are certain looks or certain ways we can help the field position, help with trying to get first downs here or there, and take advantage of something the punt-return team does, then I’m all for it.”

Just why is it that Kern, who’d never thrown a single regular-season pass before this year, has been assigned a few more opportunities this season?

Maybe it’s as simple as a former NFL player — Titans coach Mike Vrabel — wanting to see his specialists sweat a little harder during practices that aren’t exactly exhausting.

“They’ve got a lot of time on their hands,” a half-serious Vrabel said. “They kick for about 10 minutes, then they snap and hold, then they probably throw passes and do some stuff.”

Kern won’t argue with that. When he punted collegiately at Toledo, Kern had enough spare time on his hands during practice that he took up holding for the team’s kicker. It turned out to be a pretty smart decision on Kern’s part, as he’s doubled as the Titans’ holder since arriving in Nashville.

So these days, Kern uses some of his extra moments to craft fakes, working alongside special-teams coach Craig Aukerman and assistant Matt Edwards.

“We just try to find out what’s realistic and what’s not, what’s a throw I could make and feel comfortable making it,” Kern said. “You just toss around the ideas of what would work and what

wouldn’t, and then you go from there.”

Still, Vrabel wouldn’t be handing out extra responsibility — running and passing the football — in key situations to Kern unless he trusted his decision-making and athleticism. Considering Kern’s background includes long-jumping, high-hurdling, playing basketball (he has some nasty dunks on tape) and owning a one-handicap in golf, it’s a pretty safe bet he’s not going to trip over his own two feet while attempting a fake.

“I guess you never really know about the term ‘athletic,’ what it means to be an athlete,” Kern said. “That’s always a debate in our locker room, as far as what it is to really be an athlete.

“Shooting hoops out here definitely helps me. Playing golf helps. Being able to throw the football a little bit helps, too.”

When it works as planned, everyone looks like a genius.

That was the case earlier this season against the Los Angeles Chargers, when Kern connected on a perfect 11-yard strike to Kevin Byard, producing a first down on fourth-and-8. That completion led to the Titans’ first score of the game and a 3-0 lead.

But all the extra practice hours and all the surprising athleticism in the world don’t always result in success. No one knows that more than Kern, who’s been part of two special-teams failures this season.

The first oops was especially memorable to everyone, with the possible exception of Kern, who still may be fuzzy about the fake field-goal attempt against Tampa Bay. Kern took the deep snap from center on that play, then stood up and headed around left end in search of a first down. But Buccaneers linebacker Devin White read the play perfectly and delivered a frightening, flattening hit on Kern.

## BRETT KERN

“I heard (the hit) and I thought, ‘Oh my God,’” Taylor Lewan said following that contest. “I thought he was dead.”

Kern managed to survive quite well, thank you, to the point he was back at it last Sunday, throwing long to Cruikshank with the Titans facing fourth-and-10 at Houston’s 37-yard line.

Should Vrabel have simply stuck with the offense in that situation, especially considering Ryan Tannehill’s success at converting third-and-long plays since becoming the starter? One could certainly make an argument that going a more traditional route would have offered a better chance at success than having a punter throw a Hail Mary.

Still, hats off to Kern for making an on-the-money toss halfway down the field.

It was simply the latest lively moment in a season that’s offered Kern more than his usual share.

Who knows when the Titans will once again call on his arm — or legs — to complement that rocket of a right foot?

###

# BRETT KERN

## **TITANS PUNTER BRETT KERN'S STOCK KEEPS GOING UP AS HE HEADS INTO 13TH NFL SEASON**

**BY JIM WYATT**  
**TENNESSEE TITANS**  
**SEPTEMBER 2, 2020**

NASHVILLE – Titans punter Brett Kern is a numbers guy, and a family guy.

When a season ends, Kern looks back at every punt he charted. If there's a certain direction from a certain hashmark he needs to improve on, he works on it leading up to the next season.

With net averages and gross averages listed next to his name, and yard lines to aim for, it's understandable.

It also explains why he's a three-time Pro Bowler.

This offseason, when he had to punt his normal offseason routine because of the coronavirus pandemic, Kern crunched some other numbers while spending a lot of extra time with his family.

Kern and his wife, Tiffany, became full-time teachers to their three children at home.

Kern taught his 10-year-old son Bryce about the stock market, of course.

"He is getting there," Kern said. "I am not sure if he understands what drives the stock market, but as far as the numbers are concerned, and how you can gain and lose in the market, and what that does to your portfolio, he understands that. I also taught him how to balance a checkbook, some of the stuff he'll need when he gets older. I would say (during the extra time at home) I definitely learned a lot more about my kids, as far as how they learn and what they respond to and what they don't."

But it's back to football now.

Kern, named first-team All-Pro by the Associated Press in 2019 in addition to being named to his third straight Pro Bowl, is set to begin his 13th NFL season – his 12th with the Titans.

In 2019, Kern led the NFL with 37 kicks placed inside the 20-yard line, and he led the AFC with a 47.1 gross average. Kern registered 39 punts of 50 or more yards in 2019, and he tied an NFL record with eight punts placed inside the 20 in a game at Denver.

Kern, of course, aims to keep getting better.

"I'm a perfectionist," he said. "I'm probably my toughest critic. I'm really hard on myself, so when I go back and look at film it's not very hard for me to find stuff that I know I need to get better at. I obviously watch the film, I'll look at last year, even the year before, maybe go three years back and just look at different games in the same stadium, really just try to dissect. I don't want to create a pattern where if I'm in a certain situation, I know I'm going to hit a certain punt. So, try to mix it up a little bit and then like I said, obviously working on punts that I felt like I maybe wasn't as consistent as I should be, and work on those. Going into year 13, I have past offseasons that I've learned from -- what's worked, what hasn't worked. There's always something I can get better at.

"And, of course, Coach (Mike) Vrabel and (special teams) coach (Craig) Aukerman hold me to a higher standard to try and get inside the 10s, so just working on placement, hitting target points on those kinds of punts. Consistency is always my main goal, any time I go out there and kick I set different goals for myself, just to be as consistent as possible."

Kern has been a dependable pro since joining the Titans during the 2009 season, after being waived by the Broncos, where he spent the 2008 season and the early portion of 2009.

Kern is the franchise's all-time career leader in both gross punting average (45.9) and net punting average (40.8), and he ranks second in team annals in career punts (839), behind only Craig Hentrich (861).

Kern owns the top eight net punting seasons in franchise history, and nine of the team's top 11 net punting seasons.

As Kern prepares for the start of the 2020 season – and another trip to Denver, where his career started – he's excited about what's ahead.

And he's thankful for what he's accomplished so far.

"Early on in your career it is almost like you're trying to survive at times, and now my thought process is just to have fun and do everything I can to help our team win," Kern said.

"Obviously I am on the back half of my career, so I'm also just trying to enjoy the relationships that I make, the guys that I am around in the locker room, the camaraderie, because I know that won't always be there. So, building relationships, making new friends, and experiencing everything the NFL has to offer and understanding how it has blessed my family immensely. I just want to keep plugging along, take it game by game, and try to do my job the best that I can each game."

###

# DESMOND KING II

## **TITANS ACQUIRE CHARGERS CB DESMOND KING VIA TRADE**

**BY JIM WYATT**  
**TENNESSEE TITANS**  
**NOVEMBER 2, 2020**

NASHVILLE -- The Titans have traded for Chargers defensive back Desmond King.

King (5-10, 201) earned AP All-Pro honors at cornerback and second-team All-Pro as a punt returner in 2018 for the Chargers. In his four season as a pro, King has tallied 213 tackles, four interceptions, two forced fumbles, four fumble recoveries and 7.5 sacks in 53 games played (23 starts) for the Chargers. During his All-Pro season (2018), he totaled 60 tackles, three interceptions, one forced fumble, two fumble recoveries and an 13.8-yard average as a punt returner.

King was a fifth-round pick out of Iowa in 2017.

The Titans sent the Chargers a sixth-round pick in the 2021 NFL Draft.

Also on Monday, the Titans waived defensive lineman Isaiah Mack.

"(GM) Jon (Robinson) and I talked, and he's a player he and I felt like could help us, has played DB, has been disruptive, has been an effective blitzter, and has done some things," Vrabel said of King. "We'll see where he's at when he gets here. He's going to be away from the building for a while, going through protocols. We won't know much until much later in the week. Everything that we've heard is he's a player that loves football, is competitive, and he's played a number of different spots."

In a video conference call on Monday, Vrabel acknowledged King has played the majority of his career in the slot, "and by all accounts, that's where he would start out."

Vrabel said there's a chance King could be available for Sunday's

game vs the Bears, but he indicated some testing and travel protocols are on the horizon. Vrabel said he believes Saturday is the earliest King could be with the Titans.

"I would assume he will be involved in Zoom meetings for most of the week," Vrabel said.

As a college player at Iowa (2013-16), he was a four-year starter and earned the Jim Thorpe Award, which is given to the nation's best defensive back. He also earned Iowa's award for MVP on defense and the special teams award. For his college career, King recorded 14 interceptions, including eight in his junior season, and three interceptions returned for touchdown. He also posted a career punt return average of 11.2 yards.

###



## DESMOND KING II

### **TITANS IMPRESSED THAT NEW ACQUISITION DESMOND KING HAS BEEN SUCH A QUICK STUDY**

**BY PAUL SKRBINA  
THE TENNESSEAN  
NOVEMBER 18, 2020**

Desmond King spent most of the first week with his new employer working via Zoom.

The practice has become commonplace for many people in the workplace because of the COVID-19 pandemic. But for King, an All-Pro free safety in 2018, not actually being at practice after he was acquired by the Titans on Nov. 2 from the Chargers presented a challenge.

King met with co-workers digitally by day and studied his new playbook by night from a hotel room as he followed COVID protocols.

"When I was in the hotel, me and this chair became best friends and that's where I've been sitting at literally for the past week," King said after the trade. "I just put my head in the playbook. I knew I had a short week of getting this down and not letting it be a distraction. I used that as motivation to know that I have to get it down to go out there and play and have my teammates trust me when I'm out there."

He showed his work almost immediately when he recovered a fumble and galloped 63 yards for his first career defensive touchdown during a 24-17 victory against the Bears in his first game with the Titans, after zero practices.

His progress since has left his peers and coaches impressed.

"Credit to Des," secondary coach Anthony Midget said Tuesday. "We kind of put a lot on him early and he handled it. Certain situations you're protecting him from, but the more he's been here the more we've added to his plate."

King has been eager to show off his appetite. He was acquired to help bolster a struggling secondary that has been without injured Adoree Jackson. His arrival came in wake of a slew of departures as the Titans attempted to address many issues.

He started again during last week's loss to the Colts, contributing five tackles. He has been on the field for 102 snaps in his first two games, or nearly 70% of the time.

He'll likely play a lot of snaps again Sunday (Noon, CBS) when the Titans (6-3) face the Ravens (6-3).

But not before he spends a lot more time studying. Only now he can do it in person with his still-new teammates, without the hotel chair.

"He's been meeting extra, the vets have been helping him out," Midget said. "He's done a great job ... putting his head down and taking the coaching and learning. ... I've been pleased with the guys the way they've helped him out and pleased with him the way he's picked up the system."

###

# HAROLD LANDRY III

## HAROLD LANDRY'S SECRET WEAPON IN BREAKOUT SEASON FOR TITANS? CONFIDENCE

*BY TURRON DAVENPORT  
ESPN.COM  
DECEMBER 6, 2019*

NASHVILLE, Tenn. -- Entering his second NFL season, Harold Landry had a goal: Be disruptive, making as many plays and turnovers as he could.

Through 12 games, the Tennessee Titans outside linebacker has done just that, leading the team with nine sacks to go with an interception and a forced fumble.

Landry is delivering for a team desperately in need of an impact player off the edge. The secret sauce for Landry's success might simply be a heightened level of confidence.

"This year, I am just cutting it loose and going out there playing as fast as I can," Landry said. "I am much more relaxed, flying off the ball, and it's much more reactionary."

Defensive coordinator Dean Pees sees the confidence growing in Landry, too.

"Half the battle in any football player is once the guy is playing with confidence, they start playing faster. ... They feel much more comfortable, and they're not thinking as much," Pees said. "They are just playing. That's exactly where [Landry] is. The more he gets sacks and things like that, the more confident he becomes."

With one more sack, Landry will be the first Titans player to reach double digits since Brian Orakpo had 10.5 in 2016. Landry has had at least one sack in eight games this season and has registered a sack in five consecutive games, the second-longest streak this season, according to ESPN Stats & Information.

Landry's pass-rushing production isn't showing up just in sacks. His 18 quarterback pressures on third down

are the second-most in the NFL. Only the Los Angeles Chargers' Joey Bosa (21) has more. One of Landry's pressures against the Colts forced Jacoby Brissett to make a careless throw that was intercepted by safety Kevin Byard. That set up Ryan Succop's game-tying 31-yard field goal.

How did Landry get so confident? The 6-foot-2, 252-pounder worked on adding pass-rushing moves during the offseason. He spent time watching film of pass-rushers such as Dee Ford, Khalil Mack and Von Miller and put hours in at the weight room with teammate DaQuan Jones so he could add more muscle. The greater strength, combined with the new pass-rush moves, have led to Landry's growing belief that he can whip the man across from him.

Outside linebackers coach Shane Bowen credited Landry for learning to tweak his attack during the game as he experiences how offensive linemen are trying to block him. Bowen is up in the booth during game day, but they discuss adjustments throughout the game. The different moves and techniques that Bowen, defensive assistant Ryan Crow and head coach Mike Vrabel are teaching Landry in practice are starting to surface on game day.

"The biggest thing with him is his confidence going into the game right now," Bowen said. "I think any time you're dealing with a young guy, it takes time for that stuff to carry over. When the lights come on, you start looking around, and your focus might go away from some of that stuff. He's locking in ... everything is slowing down for him now, so he can focus on doing those little things that we talk about when we're on the practice field."

Landry is taking it to a new level this year by studying what is working against opposing offensive linemen and replicating it throughout the game. He stopped short of calling it a pass-rushing plan, but he said he caters his attack to different linemen.

"When I am preparing for a game and see a guy that's a low-puncher, that's good for a chop," Landry said during training camp. "When I see a high puncher, that's good for a dip so I can get under him. I want to go into a game and be able to use more than one move that I know will work. It might not be the best time to go to a dip and corner on him. I might have to stab him or do something else. Building my overall repertoire of moves helps me go against the tackles or tight ends."

Another area of emphasis was playing better in space. Landry had been more of a "see ball, get ball" player at Boston College, but now he's asked to do more. He said he's getting more comfortable dropping back into coverage, reading plays and doing more of the things that Dean Pees requires players to do in his defense.

Oakland Raiders coach Jon Gruden says Landry is a player who stands out as his team prepares to face the Titans. Although Gruden called Landry a great edge rusher, the concern is not just because of the sacks.

"You have to be careful with him. He can hurt you off the edge. He does a lot. He drops into coverage, has great range. We will know where 58 is," Gruden said of Landry via conference call.

Landry has enjoyed success this season, but he's ready to keep ascending.

"I love making plays and getting hype with the other guys," he said. "That's when it's the most fun: when we are all out there making plays and feeding off each other's energy. It's awesome."

"I feel like there's another level that I can take. I am just trying to finish these last games strong and get into the playoffs, then take it from there."

###

# HAROLD LANDRY III

## **TITANS OLB HAROLD LANDRY PLANS TO BE A CONSISTENT FORCE IN 2020**

**BY JIM WYATT  
TENNESSEE TITANS  
AUGUST 3, 2020**

NASHVILLE – Harold Landry isn't making excuses for his quieter ending to the 2019 season.

The Titans outside linebacker, who led the team in sacks last fall, said he would like to be a consistent force sacking quarterbacks from beginning to the end in 2020, however.

And he has a plan to make it happen.

"I feel tremendous, and I'm ready to go," Landry said. "I feel great, and I am ready to take that next step.

"My goal when I came into the league was to be a better player every single year. I feel like I took a step from year one to year two and now it is time to take a step from year two to year three. I think I'm ready to do that. I have put in a lot of work, and I am excited for this season."

During a video conference call with reporters on Monday, Landry also said he's working to master several pass-rush moves instead of focusing on adding a bunch of new ones.

"I am not necessarily looking to have, like 1,000 moves in my repertoire," Landry said. "I am just looking to have two or three and being able to make those the best rush (moves) possible.

"And another thing is being versatile – being able to rush not just on the edge, but wherever they want me to rush from, depending on the call. That's what I feel like I need to do to take the next step."

Harold Landry Sacks Jameis Winston, Recovers Fumble

Earlier this offseason, Titans outside linebacker coach Shane Bowen took

the blame for Landry's sack totals slowing down at the end of 2019 – he thinks he played too many snaps.

According to Pro Football Reference, Landry played in 85.84 percent of the team's defensive snaps in 2019 – a total of 952 snaps. He played another 25 snaps on special teams.

"He played a lot of plays for us and he did, probably, too much -- that's on me," Bowen said of Landry. "I've got to do a better job of not putting so much on him in terms of play count."

It's all good, said Landry, a second-round pick in the 2018 NFL Draft out of Boston College who led the Titans with nine sacks in 2019, and he added another in the postseason. He finished second on the team with 28 quarterback pressures.

Landry recorded all nine of his regular sacks in the first 12 games, and he went the final four games of December without one. Despite not tallying a sack in the final four games of the regular season, Landry was still around the quarterback – he was credited with eight quarterback pressures in the final four games combined.

Titans OLB Harold Landry Bursts Outside to Sack Bills QB Josh Allen

In the postseason, Landry added a sack of Ravens quarterback Lamar Jackson, and he was credited with eight quarterback pressures in the three postseason games combined despite playing in 98 percent of the team's snaps. Landry played in a whopping 95 of the team's 97 defensive snaps in the team's playoff win at Baltimore.

Landry said he felt like his preparation was the same throughout the season, "but I just had like a cold spurt. You hate to see it, but it happens."

"I hold myself to a high standard, so I feel like whenever he wants me out there, I should be able to perform at a high level," Landry said. "So that's on me. I just need to be able to

perform at my best, full-go, every single play and I think it has more to do with me than (Bowen), but I appreciate him having my back."

Landry said he built a home gym during a house renovation this offseason and spent most of his offseason working in Tennessee.

Landry played in all 19 games, including three postseason contests, in 2019. He finished the year with 89 tackles, and 36 pressures in addition to his sacks, while also tallying five tackles for a loss, a forced fumble and a fumble recovery.

In 2019, Landry became the team's first player with a four-game sack streak since 2016, when outside linebackers Brian Orakpo (five games) and Derrick Morgan (four) each accomplished the feat. Landry ended up with a five-game sack streak.

"I want to be a player, that when I go out on the field, all of my boys I am out there with, they can count on me," Landry said. "I want to make impactful plays, and just cut it loose and be relentless every single snap."

###

## **RACING IN HIS BOXERS AND SITTING IN SANTA'S LAP: TITANS WELCOME BACK THE ENTIRE TAYLOR LEWAN PERSONA THIS WEEK**

**BY JOHN GLENNON  
THE ATHLETIC  
OCTOBER 2, 2019**

Halfway through his senior season at Chaparral High in Arizona, Taylor Lewan produced a series of events memorable enough that his head coach still recalls it more than a decade later.

The liveliness began when Lewan, in his first year as an offensive lineman, drove an opponent about 60 yards down the field, the scene reminiscent of what Michael Oher did to a defender in “The Blind Side.”

“He basically put the poor kid on roller skates,” said Charlie Ragle, now special teams coordinator at the University of California.

So why was an official throwing a flag at the end of the play? That’s what Ragle wanted to know, arguing his team was trying to build a culture of finishing through the echo of the whistle. What was so wrong with that?

“I’m not throwing the flag on him for blocking like that,” the official explained to Ragle. “I’m throwing it because he was talking shit to the kid all the way down the field.”

It didn’t help that Lewan injected himself into the conversation right about the same time, offering his own question to the official — “Who’s paying you?” — and earning another penalty flag in the process.

“I’m like, ‘Oh, my gosh, get your ass on the bench and shut the bleep up,’” Ragle said with a laugh.

It needs to be noted that Ragle loves Lewan as a player and person, still stays in touch with him regularly and even has plans to out-beer-chug

the Titans’ big left tackle on a future edition of Lewan’s podcast, “Bussin’ with the Boys.”

“He’s very dear to me, and not just because of his abilities,” Ragle said. “He understands the relationships and the loyalty of what we do, and it’s for guys like (Lewan) that we do this job.”

Nonetheless, that unforgettable high school moment of 2008 has proved a pretty good precursor of what the football world could expect of Lewan on every level.

The 11th overall pick of the 2014 NFL Draft, who returns this week following a four-game NFL suspension for taking a performance-enhancing substance, is a complicated character.

He’s without question one of the game’s best tackles, a three-time Pro Bowler listed as the 77th-best player in the league at any position in the NFL Network’s most recent “Top 100 Players” ranking. Lewan should provide a significant boost to a Titans offensive line that, outside of last Sunday, has struggled to protect quarterback Marcus Mariota.

But there’s more to the package, just as there was back in Lewan’s days in Arizona.

Part of it is Lewan’s huge personality, which features an off-the-charts extrovert level, a razor-sharp wit, a sense of humor worthy of stand-up comedy and an ability to inspire those around him.

Part of it, too, however, is a tendency to make errors in judgment on and off the field, as well as a penchant for running his mouth.

The Titans will welcome the entire Lewan persona back to the locker room this week, hoping the spotlight for the rest of the season stays focused on Lewan’s accomplishments that help the team, as opposed to missteps that hurt it.

“As a player, he’s everything you’re looking for,” said Charles Davis, an

analyst for Fox NFL and The NFL Network. “And I do think that as he’s gotten older, he’s started to mature — less of the penalties, less of the extracurriculars, that kind of stuff.

“In some ways, though, Taylor’s really indescribable, and I mean that in the most positive way. Because to try to box Taylor in, I think, is folly. If you’re trying to put a definition on him, forget it. It’s just — what’s the old expression? — you just have to let Taylor be Taylor.”

When he first met Lewan, Titans right tackle Jack Conklin, the team’s first-round draft pick in 2016, recalls the Michigan alum talking a little friendly trash to him, since Conklin played for an archrival Michigan State team that got the better of the Wolverines during the players’ respective tenures.

It wasn’t long, though, before the 6-foot-6, 308-pound Conklin and the 6-7, 309-pound Lewan became good friends, leading to a memorable Christmas shopping excursion with each other at Nashville’s Mall at Green Hills.

Lewan, as Conklin recalls it, was insistent — no, adamant — that the two hulking linemen get their picture taken with Santa Claus.

“Taylor actually sat on his lap,” Conklin said. “Santa was not at all prepared for all the energy that was coming at him at that moment. Taylor was giving him his whole rundown of what he wanted for Christmas. But the funniest thing was just that he was sitting on Santa’s lap — it was just goofy.”

It’s Ragle, who, in his second year as head coach at Chaparral High, gets credit for flipping Lewan from the defensive to the offensive line.

He recognized that with Lewan’s combination of athleticism, footwork, length and aggressive

# TAYLOR LEWAN

mindset — the ability to “flip the switch” while on the football field — Lewan would likely make an ideal left tackle. It didn’t hurt that the high school’s new offensive line coach, Rod Humenuik, had recently retired after a couple of decades as an offensive line coach in the NFL.

“You talk about timing and being at the right place at the right time,” Ragle said. “To get in there and get coached by a guy like Rod, it was unique, and obviously it paid dividends.”

Sure enough, in no time at all, Lewan was attracting a string of offers as a four-star recruit, ultimately committing to Michigan.

But Lewan had one more highly entertaining moment left in him before heading to Big Ten country.

It happened in the summer of 2008 when Lewan’s old teammates at Chaparral began training for their upcoming season. Word was getting around that the left tackle who’d backed up Lewan the previous year — he stood 6-6 and was pretty talented — might be even more athletic than Lewan.

That didn’t sit well with Lewan, so, naturally, he pulled up to the high school practice at about 6 in the morning and walked straight onto the field.

“I hear ya’ll been talking shit!” Lewan shouted. “I hear ya’ll said Jacob (the former backup) could even beat me in a race. Well, get him on the line right now.”

Lewan then proceeded to strip down to his boxers, lined up next to his former teammate and — without the benefit of stretching — beat him in a 40-yard dash.

“That’s what I effin’ thought,” Ragle recalled Lewan saying after the race. “So then he puts his stuff back on, walks off into his car and yells, ‘See you guys in December.’ That’s why you love him.”

Titans left guard Rodger Saffold and Lewan were communicating via

social media even before Saffold signed last March, but Saffold didn’t actually meet Lewan until attending his first offensive lineman’s dinner.

A flashy dresser, Saffold was decked out in what he calls his “swaggy clothes” for the meal at Jeff Ruby’s Steakhouse, an upscale restaurant on Nashville’s 4th Avenue North.

So he was a little surprised to see Lewan roll in wearing a T-shirt, shorts and flip-flops.

But the real kicker came after dinner when Lewan turned to his linemate and said, “Bro, have you ever gone turbo?”

Sure enough, a slightly nervous Saffold was soon stepping into the front seat of Lewan’s Tesla, with the words of former Titans lineman Corey Levin — “Rog, you better watch out” — still echoing through his mind.

“I was like, ‘Oh, man, this is a nice little ride,’” Saffold recalled thinking as the vehicle took off. “Then I happened to notice that his (baby’s) car seat was still in the car. For some reason, I just thought that was pretty hilarious.”

Veteran Titans linebacker Wesley Woodyard remembers watching Lewan as a rookie in some of his earliest practices in 2014. Lewan wasn’t even starting at the time — Oher and Michael Roos were the two starting tackles — but Woodyard knew talent when he saw it.

“I walked up to him, and I was like, ‘Man, I don’t know what you’ve been told, but I think you can be one of the best left tackles to ever play this game,’” Woodyard said. “I just kept mentioning that to him. I don’t know if it meant anything to him, but ... he’s been dominant ever since.”

Lewan stepped into the starting lineup seven games into that rookie year, following an injury to Roos,

and has been a cornerstone of the team for the past half-decade.

He was named to his first Pro Bowl after the 2016 season and has returned in each of the past two seasons. His high-quality play prompted the Titans to drop a monster contract extension on Lewan last summer, as his five-year, \$80 million deal made him the highest-paid lineman in NFL history at the time. Lewan backed up the contract by allowing just two sacks in 2018, per Pro Football Reference, tied for the second-fewest among all tackles who played at least 15 games.

“Player-wise, he’s one of the best left tackles in the game,” Davis said. “People around the league get that. And he plays with that edge, too. He has a defensive lineman’s mentality, and he plays to the echo of the whistle.”

But Lewan has had his share of negatives since arriving in Music City, mostly due to the number of penalties he’s totaled and to some questionable decision-making.

Lewan has led the Titans in penalties in each of his past four seasons as a starter, flagged 10 times in 2015, 14 times in 2016, 10 times in 2017 and nine times in 2018. He was responsible for 10.98 percent of the Titans’ penalty yardage last season, the eighth-highest figure of any player in the league.

Granted, Lewan plays a challenging position, often matched up against the best pass-rushers in the league as they roar toward the quarterback’s blind side. But one of his challenges is to trim a penalty total that’s included too many holds, face-masks and even an ejection (in 2016 when he made contact with an official following a scuffle).

Then there have been episodes that played well with some of the Titans’ fan base on Twitter but didn’t necessarily reflect well on the organization. For instance, in one month’s time last December, Lewan ...



# TAYLOR LEWAN

delivered an obscenity-filled rant at officials following the Titans' narrow win over the New York Jets, telling them they'd tried to ruin the team's chances.

played an "air violin" over Jacksonville cornerback Jalen Ramsey, who had just flopped after a head-butt from Lewan in hopes of drawing a penalty.

gave the middle finger to an NBC Skycam camera during that same Jacksonville game as he lay injured on the field.

walked across the field following the Titans' win over Washington and shot an imaginary bow-and-arrow at Redskins cornerback Josh Norman, simulating Norman's signature move. An angry Norman threw his helmet at Lewan and began shoving him before the players were separated.

Taylor Lewan and Jalen Ramsey. (Christopher Hanewinkel / USA Today)

Former Titans offensive lineman Brad Hopkins, 49, notes that today's players exist in a different era and are motivated differently than players of yesteryear. But he still doesn't agree with the tactics Lewan has taken at times.

"You can call me old-school, you can call me curmudgeon, whatever, but I come from the Bruce Matthews-Mike Munchak cut of cloth," said Hopkins, who is now a Sirius XM radio host as well as a Northwestern Mutual financial agent. "We didn't bring a lot of attention to ourselves. I'm from that old-school group of 'Put your hand in the dirt, knock somebody in the mouth and let that speak for itself.'

"But to each his own. If that's what inspires you to be the best on the field you can be, then I'm not going to tell you otherwise. ... If he can back it up on the field, more power to him."

Lewan has left his mark on the Titans' locker room in many unusual ways.

In 2016, he introduced a large stuffed beaver — one that wore a hat and stood on its hind feet — to his corner of the room, letting all those who asked know the creature's name was "Steve the Beav."

A year or two later, Lewan gifted Conklin with a stuffed owl named Officer Cornwall, which is still perched at Conklin's locker, wearing a British police hat when he is "on duty."

"Taylor should probably be medicated," Conklin said with a smile. "But it's always fun to have Taylor in the room. He brings a lot of energy and keeps everybody's spirits high."

Lewan is also not shy when it comes to parading around the locker room sans clothing upon returning from the shower. Sometimes he'll wear a towel and then — going for full shock value — pulls the front side open in front of teammates.

"We miss his pranks, playing, joking, just the ability to move a room with his attitude," Woodyard said. "We do miss that. We even miss him trotting around, going to the showers and the cold tub with the towel wrapped around just his derriere."

So you can call Lewan many things: talented, intelligent, comedic, loud, impulsive and irritating. But also make sure to call him missed by the Titans, whether it's on the field or in the locker room.

In fact, a number of Titans made sure to point out they want the exact same Lewan this Sunday following his suspension, not a more mild-mannered version of Lewan intent on toeing the line with his behavior.

Tight end Delanie Walker, for instance, refers to Lewan as a wolf, the kind that will lead the team's pack of offensive linemen.

"I need him to be the bad Taylor," Walker said. "That's why he's a wolf — know what I mean? I need him to be that creep. That's what he

is, and that's how he plays the game. I like that. I like that grit."

Walker also compared Lewan to a bouncer because of the security he brings to teammates, knowing that the big man — who sometimes goes by the nickname "Dad" — is there to handle any nasty business that pops up in the trenches.

Woodyard agrees, recalling the many times he's watched Lewan pulling defenders off ball carriers downfield after plays.

"Taylor gets a bad rep throughout the league," Woodyard said. "But he's definitely a guy that loves his teammates. That's why he's usually so passionate and fired up. He doesn't want anybody to touch his offensive line, his running back, his quarterback or his receivers."

And if that aggressive attitude sometimes results in costly penalties?

"If he gets a penalty, I just look at it as (the defense) has to do more," Woodyard said. "Obviously, we don't want to get personal fouls.

"But we need Lewan to come back and be Lewan. He's a riled-up, physical guy who loves to get in your face. That's who he is. We definitely want him to come back and just be the guy he was before he left."

In all the forms and fashions that takes.

###

# TAYLOR LEWAN

## **TITANS LT TAYLOR LEWAN: "I OWE IT TO THIS TEAM TO BE A BETTER LEADER"**

**BY JIM WYATT**  
**TENNESSEE TITANS**  
**MAY 28, 2020**

NASHVILLE – Titans left tackle Taylor Lewan spent the first part of a Zoom call on Thursday being critical of himself, talking about how his early season absence because of a four-game suspension in 2019 caused a disruption in chemistry.

It bothered Lewan, who said he learned from letting those around him down.

He vowed to be better from the start in 2020, when he plans to be a better leader.

"If I was the coaches right now, I think I'd be pretty pissed off that I haven't taken on the leadership role yet," Lewan said. "I've done a poor job of stepping up as a leader and that's been by choice and a little more by fear than anything else because of how I have been bit in the past thinking, 'I don't want to be something I'm not'.

"And now, realizing who I am and realizing what I can bring to the team is really important. I owe it to this team to be a better leader."

During his career, he's played in 85 regular season games, with 80 starts. He's played in three Pro Bowls.

Lewan was named a captain at the start of the 2015 season, but when Mike Mularkey replaced Ken Whisenhunt as the team's head coach during the middle of that season, he was replaced.

A trip to the AFC Championship Game last season made Lewan realize how precious success is "and how short this career can really be and how much you need to make the most of it."

"If I can be a better leader for this team, it's going to help," Lewan said. "This is my seventh year – I have made Pro Bowls, I have had a certain amount of success in this league that can help out a lot of other guys. For a while I think I shied away (from being a leader) a little bit. When I was at Michigan I was a captain and there was a piece of me that I lost, trying to be that All-American guy. Then I come in here and Ken makes me a captain here and I was trying to be what I think people needed me to be and Mularkey came and stripped the "C" (patch) away. Whether that was right or wrong it doesn't really matter. I think I was just trying to be something that I wasn't.

"Now that I am more grounded and know who I am as a person and know what I can give to this team and in this whole career of mine, it is important for me to take on a bigger leadership role – that is important. It is going to help the team and that is the most important thing. ... I look forward to being a good leader for this team."

###

**LEWAN HAPPY TO BE A  
VOICE OF EXPERIENCE**

**BY MIKE HOGAN  
SPORTS ILLUSTRATED  
AUGUST 23, 2020**

Whether it happened at the beginning of training camp or earlier this offseason, Tennessee Titans left tackle Taylor Lewan approached first-round draft pick Isaiah Wilson and let him know that the door was open.

Any advice or mentorship the rookie right tackle needs, Lewan said he will be there for Wilson as much as he needs him to be.

For a rookie -- especially a first-round draft pick -- figuring out when, how and who to take advice from can be a challenge. Lewan explained that in many ways, it can feel overwhelming.

"... There's a lot of people trying to help you," Lewan said on Friday. "There's a lot of people trying to tell you what to do, and vets from all over the place are going to be like, 'Hey, try this or that.' It kind of goes all over the place.

"So for me, I went up to Isaiah, and I said, 'Hey man, I'm here for you as much as you want me to be. If you need any help with anything, I'm there for you,' and he and I have talked a lot. There's been some growth there for sure and I think he's working towards getting to where he needs to be."

Lewan also was a highly touted first-round draft pick. Drafted 11th overall by the Titans in 2014, he said he didn't know which way was up that season.

The reasons for that seem obvious now.

In 2014, the Titans were going through a coaching change. Ken Whisenhunt, who was the team's head coach for a season and a half (2014, part of 2015), took over for Mike Munchak and implemented his own offensive scheme. For

rookies and veterans alike, much was brand new.

"It was all over the place," Lewan said. "It was a different building back then. It was very difficult. Guys were learning a new offense. I was coming into a team that was learning a new offense."

On top of it all, Lewan was thrust into a leadership role as he continued to acclimate himself in the NFL. After the Titans went 2-14 in Lewan's rookie season, Whisenhunt named the left tackle a captain for 2015. After one win in the first seven contests, Whisenhunt was fired and Mike Mularkey was named interim head coach. In turn, Mularkey stripped Lewan of the captain's 'C.'

While his time in a leadership position was a short-lived experience, Lewan in the spring that he was trying to be someone that he wasn't.

"I think I have done a poor job of stepping up as a leader," he said in May. "That's been by choice, and a little more by fear. Realizing who I am and what I can bring to the table is really important. I owe it to this team to be a better leader."

As the senior member of the offense on a contending team and more comfortable with his abilities now, the 29-year-old expressed his desire to assume a leadership position once again in the near future as he enters his seventh season with the Titans.

In 2020 or some time down the road, Lewan's approach to mentoring rookies at this stage of his career, which now includes 80 starts at left tackle, could be a step toward just that.

"It's fun to be in a position to help people," he said. "...This is my third year in the same offense, essentially. It's good. "It's fun. You start to know things. You start to learn little details here and there which makes it much easier to help guys out. Long answer of it all is it's been half and half. I'll go to them a lot and

they'll also come to me, so it's been really awesome."

###

**PACKING A PUNCH:  
TITANS LB DAVID LONG  
JR. HEADS INTO SECOND  
SEASON WITH ADDED  
CONFIDENCE**

**BY JIM WYATT  
TENNESSEE TITANS  
AUGUST 16, 2020**

NASHVILLE – David Long Jr. paid his dues during his rookie season with the Titans, doing the dirty work on special teams while waiting for his turn to take on a bigger role on defense.

When the opportunity came, Long, the son of a former professional heavyweight boxer, came out swinging.

Long started at inside linebacker in the team's playoff win at Baltimore, and he played well. It helped cap off a year Long finished in fine fashion.

Looking back, Long said the experience gave him added confidence heading into Year 2 in Tennessee. Long played 54 total snaps against Baltimore.

"It helped it a lot," Long said after Sunday's practice. "I just know as much time I got to be out there, to see how the game goes and as far as how I play with my teammates and communication, as long as I was in there and feeling it, I felt like as the season went on, it got better. At the end, I feel like with opportunities presented, I made the best of those. Coming into year two, I just know what to work on and with a new (inside linebackers) coach, Jim (Haslett), that's my guy. I've been learning a lot from him to take my game to the next level."

A sixth-round pick of the Titans in the 2019 NFL Draft out of West Virginia, Long tallied eight tackles, including two tackles for a loss, in 14 games during the regular season in 2019.

While filling in for an injured Jayon Brown against the Ravens, Long racked up eight stops, including five solos. In the team's three playoff

games, Long had 16 stops and two tackles for a loss, which came in the AFC Championship Game at Kansas City.

Long will provide depth and competition behind starting inside linebackers Rashaan Evans and Brown in 2020, and he'll also have a chance to work in certain packages on the defense, along a role on special teams.

Evans, for one, has been impressed by Long, a 5-foot-11, 227-pounder who amassed 252 tackles, 14 sacks and 40 tackles for a loss at West Virginia. Long's father, David Long Sr., by the way, went 12-5-2 as a heavyweight boxer and he once fought future world champ Deontay Wilder.

"I think David Long is one of those guys, you tell him to do something and he's going to do exactly that," Evans said. "I just remember him taking that even bigger step in his game in those playoff games. I saw him really grow in a matter of a game. How he came from the regular season to the playoffs when Jayon got hurt, I saw him take a totally different step in his game. Just for me, seeing that, I know that he can be as good as he wants to be.

"What I've learned, too, in the NFL you don't have to be the biggest and strongest guy in the NFL to be able to be successful. If you understand the game, if you know where things are going, if you know when things are going to happen, you can be up there with those elites. He's a guy that's very intellectual to be able to understand some of the things that we're throwing at him during the season, because it was a lot of stuff, definitely a lot of stuff. For him to be able to do that on a big stage the way he did it, for me, I'm proud. I never had that situation where I was a rookie where you go into the playoffs and it's a totally different type of atmosphere. It's a totally different level of intensity. He held his own for a fact."

Haslett, a veteran coach who is in his first year with the Titans, has already been impressed by his pupil

"I think David is a good football player," Haslett said. "He did a good job when he played, he's very instinctive, he's got short-area quickness. There's some things that he can get better at. I think we can improve everybody in certain areas."

Long spent most the offseason in Nashville, working on his game, his conditioning, and his diet.

He's eating fewer carbs, and after working with some of his teammates, he believes he's much better prepared mentally and physically at the start of his second NFL camp.

When he watched tape, he found areas he wanted to improve, from being better in coverage to just developing a better understanding of the defense.

"I feel like a lot of the stuff I was doing out there (last year) was just kind of second nature, see ball, get ball," he said. "But as far as now, I just want to put a lot of stuff together and just be way better than I was last year."

Long plans to keep watching teammates Evans and Brown.

And when he gets opportunities again in 2020, he wants to take advantage of them once again.

Along the way, Long said the inside backers are also looking out for one another.

"Of course, Rashaan and JB (Jayon Brown) are a lot more vocal," Long said. "I try to get (help others) in there, but I'm still learning myself. I feel like (Rashaan and Jayon) have done a nice job of getting rookies adjusted. Nick (Dzubnar) comes here, he's been in the game a long time, so he can get his one, two here and there, so I feel like everybody's doing a great job just coaching up each other. Not only worried about ourselves, but also making sure the guy next to us is getting better every day, too."

## **TITANS ROOKIE ‘BIG MURCH’ FOUND HIS NFL RECIPE IN THE FAMILY RESTAURANT**

**BY JOE REXRODE  
THE ATHLETIC  
MAY 14, 2020**

Editor’s note: This is the fourth in a six-part series on the Tennessee Titans’ 2020 NFL Draft picks. Stories on Isaiah Wilson, Kristian Fulton and Darrynton Evans were published earlier this week.

Farrell and Larrell could have been Milton and Hilton. Milton and Glenda Murchison were having twin boys, bringing them to a final tally of five children, and the one thing Glenda knew was that she wanted their names to rhyme.

The firstborn would be Milton Jr. That was a lock.

“I would have been tickled to death if Farrell was named Milton Jr.,” Milton said of the child born 15 minutes earlier than his brother on April 24, 1997, in Elizabethtown, N.C. “I just wasn’t too fond of the Hilton part.”

Really, imagine the Tennessee Titans drafting a guy named Hilton. “Hilton Murchison” sounds more like an insurance adjuster than a defensive lineman. Luckily, a neighbor came through with a suggestion. Farrell and Larrell it would be. They arrived. Twenty-three years and one day later, tension turned to elation in the Murchison household when a call came to Larrell’s phone.

“Big Murch!” Titans GM Jon Robinson said to Larrell, a 6-foot-3, 297-pound defensive tackle whose tremendous senior season at NC State helped convince Robinson to draft him in the fifth round.

That was part of it, anyway. The Titans have been consistently solid on the field in four years with Robinson at the helm, with consistently solid people. There’s a connection. Talent rules in the NFL.

Everyone talks about character. Some manage to find it and supply their locker rooms with it. The locker room in Nashville needs replenishing with Logan Ryan, Jurrell Casey, Delanie Walker, Wesley Woodyard and Jack Conklin moving on.

As Robinson and coach Mike Vrabel talked about Larrell’s football attributes — length, power, hips and so on — little things that break ties between prospects snuck out. Robinson mentioned a “great conversation” on FaceTime with Larrell and that “Big T,” also known as defensive line coach Terrell Williams, had “spent a lot of time with him.”

There’s only so much two people can talk about when it comes to gaps, stunts and twists.

“The longer the process went out,” Vrabel said, “the more we all started to like Larrell and his willingness to learn our defense and build a relationship.”

Here is Larrell’s football profile: Seven sacks and 12 tackles for loss as a senior, 29 reps on the bench, a 5.05 in the 40, a 79 and 3/8-inch wingspan and a week full of impressive drilling before the Senior Bowl.

Here is Larrell’s character profile: Lumber, macaroni, cancer, junior college, recruiting promises broken and team captain status as an NC State senior — a rarity for juco transfers.

“He’s a country boy, one of those guys who doesn’t need a whole lot and appreciates everything he gets,” NC State director of strength and conditioning Dantonio “Thunder” Barnette said of Larrell. “His parents just did a phenomenal job of raising him the right way, and he’s a guy who gives you an opportunity to say to your team, ‘Hey, guys, if you put the work in, look what can happen for you.’”

It goes back to the room Larrell was sitting in at his parents’ house in Elizabethtown (population: 3,800)

when he got the call from Robinson. The entire Murchison family is close, but the four who have reunited as housemates during the COVID-19 pandemic share the achievement of Glenda’s Just Desserts and Lunch Counter as well. Glenda’s dream of a soul food restaurant, with a rotating menu featuring porked chops and chicken, seafood on Fridays and desserts made fresh and selling out every day, came true when the twins were in eighth grade.

She was a hospital administrator before jumping into the restaurant full time. Milton has been a saw filer at a lumber mill for 31 years, and he has supplemented that with a lawn-care business for the past 15 years. Helping Glenda get the restaurant going became job No. 3, and Farrell and Larrell were put to work. That included Saturday mornings after starring the night before for East Bladen High. They’d sweep, clean and cook — the things they had clearance to cook, at least.

“My go-to favorite thing on the menu is her mac and cheese — that’s No. 1,” Farrell said. “The cheese, there’s some secret formula she’s got, some Krabby Patty formula. She won’t even teach it to me.”

Said Glenda: “I’d tell him and then I’d have to kill him.”

The twins have their secrets, too. As twins tend to do, they developed a language only they can understand. They claim to have used it to set up a surprise party for Glenda once, though she insists she was on to them. They made up their own words, like “thrax” for “extreme swagger.” As in, per Farrell: “Odell Beckham Jr., he’s got that thrax.”

They are fraternal twins, not identical, and a difference in personality was apparent early as well.

“Larrell has always been quiet,” Glenda said. “Farrell, the opposite. I used to call him ‘Mouth Almighty’ and ‘Tongue Everlasting.’ There’s no such thing as a stranger to him. I



# LARRELL MURCHISON

told him, ‘With that mouth, you need to go to college and become a lawyer.’ Larrell, he’d come into a room and say hello and wouldn’t say another word if you didn’t talk to him. But he’s become more of a conversationalist.”

(Interviews with the Murchisons confirm this verbosity profile — Farrell came in at 1,168 words, Milton at 928, Glenda at 907 and Larrell at 698).

Football became and continues to be an expression outlet for Larrell.

“I love it because, shoot, it’s opened so many doors for me to meet people,” Larrell said. “I can be aggressive; everything in the outside world can be put aside because I’m playing football and I can be locked in. And football allows me to bring people together. Even in my hometown, people who wouldn’t normally talk to each other talk all the time because of football.”

In the early days, true to their personalities, Farrell was much better than Larrell. He was bigger, too. Farrell was “Big Murch” and Larrell was “Little Murch” back then.

Here’s a re-creation of a conversation that took place more than once in the early 21st century around the Murchison home:

Larrell: “Mama, everybody keeps picking Farrell before they pick me.”

Glenda: “Just wait until you get to high school; you’ll pass him.”

Farrell: “Don’t say that.”

Glenda (quietly to Farrell): “I’m just saying that to make him feel better.”

But it was true. Larrell came back from a Junior ROTC camp before the twins were juniors and had spurted past Farrell. He played at about 6-foot-2, 250 pounds that season, a defensive end and crushing fullback who cleared the way for a 6-foot-0, 215-pound

Farrell to roll up big yardage on the ground. They were resolved to play college ball together at nearby Winston-Salem State, but Larrell’s standardized test score didn’t make the cut. So Farrell decided to go with him to Louisburg College, two hours north, to play junior college ball and grow together into major-college prospects.

Farrell was the team’s offensive player of the year as a freshman, rushing for 691 yards in eight games. Larrell made big gains in two years, to the point that Texas, Ole Miss and Georgia flew in him and his family for visits after a junior college All-America season in 2016. He thought he was signing with Georgia. But then the scholarship disappeared. He had quietly loved what NC State was offering him all along. And NC State was interested in both of the twins. But the scholarship for Farrell didn’t materialize. He had a chance for a full ride at his original choice, WSSU, and he took it. In the fall of 2017, for the first time in the twins’ lives, they were separated.

The Rams put Farrell right to work, and he rushed for 542 yards. The Wolfpack put Larrell in the lab. He needed a redshirt season to excel at the Power 5 level. And this program, which would see four defensive linemen selected in the 2018 NFL Draft — including No. 5 overall pick Bradley Chubb — knows something about developing them. Murchison packed on about 30 pounds to get into the 290s and focused on working inside.

“I’ll stand on a table and tell you this is one of the hardest-working kids we’ve had in our program,” Barnette said of Larrell. “As a player, he reminds me of (L.A. Chargers defensive tackle) Justin Jones a lot. He got so good at using his hands, it almost looks like he’s doing karate out there. That’s the player he reminds me of, but he has that Bradley Chubb work ethic.”

Larrell was ready to make a difference on the field as the 2018 season approached. And then football’s importance receded.

Farrell had gone to the doctor twice for a lump in his testicles and was first told it was a pulled muscle and then epididymitis. Glenda was with him after a third visit in July 2018 that included an ultrasound, and she broke down when they were told Farrell had Stage 2 testicular cancer.

The good news was it was discovered relatively early and has a high recovery rate. The scary news was this type of cancer can spread quickly. After surgery, Farrell would need extensive chemotherapy at Duke Cancer Center, five days a week until the end of October. Farrell’s fight for survival would coincide with Larrell’s major-college football arrival.

“I kind of underestimated how hard it would be,” Farrell said of the loss of appetite and sense of smell, the exhaustion, the spinning room when he tried to sleep and the nausea that resulted in an extended vomiting episode when he finally came home for good from treatment.

“Farrell doesn’t have bad moments, you know?” Milton said. “But he wouldn’t eat. He and his mother fought about it every day, and one day she got the belt out and said, ‘I’m gonna whip you if you don’t eat.’”

“It was draining,” Larrell said. “I called him every day, but a lot of times he just didn’t have the energy to talk. And then he’d get his energy back by the end of a weekend and have to go back in for another treatment.”

Larrell’s performance on the field helped. He was a breakout performer for NC State, named defensive lineman of the year and most improved player. Glenda remembers the real-time improvement in Farrell’s spirits as he sat up in his bed and watched Larrell wreck Virginia with three sacks in a Wolfpack win. It was similar to Larrell’s reaction in the stands the following fall as Farrell — cancer gone, scans clean, weight back on and football pads too — rushed for 109 yards against UNC Pembroke.

“It was a great year,” Farrell said of the final college season for both. “We’d basically try to outdo each other. I’d tell him how many sacks I need in this game, and he’d tell me how many yards he needs. And just to see how he played and the opportunity he has now — honestly, Larrell is living proof of trusting the process. He did everything by the book, and look at him. Honest to God, he’s my hero.”

Funny, Larrell said the same thing about Farrell. They shared top billing as grand marshals of the Elizabethtown Christmas parade. And now they’re getting one more extended, unexpected dose of living under the same roof during the COVID-19 pandemic. Glenda is home, too, having closed the restaurant until it is safe to open it again. She decided not to keep it open for takeout purposes, though she’s had many requests to make cakes and sell them out of her home.

“I’m busy enough cooking for these two — eating me out of house and home,” she said.

Farrell is still holding out hope for some kind of NFL tryout after rushing for 635 yards as a senior. If not, he’s thinking about breaking into coaching and might have an opportunity at Louisburg. He’s also thought about extending the family restaurant empire someday and opening a barbecue place. “Little Murch” has the edge on “Big Murch” there. Farrell recently tried again to get Glenda to give up the mac and cheese recipe.

“I’ll just make you some,” she said. “How about that?”

###

# MyCOLE PRUITT

## **TE MYCOLE PRUITT PROVIDES VALUABLE VERSATILITY FOR THE TITANS**

**BY JIM WYATT  
TENNESSEE TITANS  
SEPTEMBER 4, 2020**

NASHVILLE – When former Titans tight end Delanie Walker went down with a gruesome ankle injury in the season opener at Miami in 2018, the impact was felt all the way in Houston.

Walker's injury resulted in an address change for another tight end, MyCole Pruitt. Because the day after Walker's season-ending injury, the Titans signed Pruitt off of Houston's practice squad.

And ever since, Pruitt has made the most of the opportunity in Tennessee.

Pruitt, who is headed into his fifth NFL season, has carved out a nice role for himself with the Titans. After signing a contract extension with the Titans this offseason, Pruitt is expected to provide versatility for the team again during the 2020 season alongside fellow tight ends Jonnu Smith and Anthony Firkser.

"I feel like this is a great fit for me, ever since the first day I came in it was a family atmosphere. I felt welcome, I felt like I could carve out a role and I have done that," Pruitt said. "I want to just get better at that as we go into this year.

"In the NFL it is all about finding the right situation, and I feel like I found that here. There's a lot of things that were able to line up for me, and when I came here, I had to find that niche and carve that niche and get better at that. I pride myself in being versatile and being able to do many different things, and whatever I am called upon to do I am going to execute that to the best of my ability."

A 6-foot-2, 245-pounder, Pruitt played in all 19 games, with 11 starts, for the Titans in 2019,

including the team's three playoff contests. During the regular season, Pruitt caught just six passes for 90 yards and a touchdown, but he was a big contributor in the running game as a blocker.

Proof of that can be found in a photo taken the day running back Derrick Henry clinched the NFL's single-season rushing mark for the 2019 season in Houston, Pruitt's old stomping grounds.

"MyCole has a level of versatility, he's one of those players that we talk about that plays more than one position," Titans coach Mike Vrabel said of Pruitt. "He plays on the line as a tight end, he plays off, we've had him in the backfield, he helps us on special teams, and so, to be able to do that, that fills a lot of jobs and he's got a good understanding of what we're asking him to do on offense and on first and second-down offense."

Drafted in the fifth-round of the 2015 NFL Draft by the Vikings, Pruitt played in 16 games in Minnesota during his rookie season. In 2016, after being waived by Minnesota late in the season and signed back to the team's practice squad, the Bears came calling, and signed him to their 53-man roster.

Pruitt was waived by the Bears at the start of the 2017 season, and he then joined the Bills for a short stint. Then it was on to Houston, and eventually Tennessee.

Pruitt, who has 27 catches for 294 yards and two touchdowns during his career, said it meant a lot to him to be re-signed by the Titans this offseason.

"It just shows that hard work doesn't go unnoticed around here," he said. "Coach Vrabel always says: 'We're going to treat you how you treat your team', and I felt like that extension shows that is a fact, and that's something we do around here, and that's something we believe in around here."

Now Pruitt is ready to go out and do what's asked of him in 2020.

He's excited about the team, and the group of tight ends around him, led by tight ends coach Todd Downing.

"We try to teach our mentality out there (on the practice field every day): We believe that we should be the best run-blocking group out there, as well as the best pass-catching tight end group out there. We pride ourselves in our versatility and being able to do it all on the field," Pruitt said.

"(As a group), we are very versatile, and we can get things done."

###

# MATT ORZECH

## **TITANS SIGN LONG SNAPPER MATT ORZECH FROM MIAMI'S PRACTICE SQUAD**

**BY JIM WYATT  
TENNESSEE TITANS  
NOVEMBER 5, 2020**

NASHVILLE – The Titans have signed long snapper Matt Orzech from Miami's practice squad.

The team has been granted a roster exemption for Orzech until he completes the COVID-testing protocol on Monday.

Last month, the Titans signed long snapper Matt Overton to the team's practice squad, and he's been practicing this week following the release of long-time long snapper Beau Brinkley on Tuesday.

The Titans face the Chicago Bears on Sunday at Nissan Stadium.

Orzech, who played collegiately at Azusa Pacific, handled the long snapping duties for the Jaguars in 2019,

appearing in all 16 games. He was originally signed by Baltimore as an undrafted rookie in 2019, but after being waived he was claimed by the Jaguars.

Orzech was signed to Miami's practice squad in September.

In 16 games with the Jaguars in 2019, Orzech handled the team's long snapping duties, and he aided in kicker Josh

Lambo's franchise record for the most field goals in a single season (33). He also snapped to punter Logan Cooke, and he helped Cooke and Lambo become the first teammates to lead the league in net punting avg. (44.5, min. 10 punts) and field goal percentage (97.1, min. 10 attempts) since net punting average first began being tracked in 2000.

At Azusa Pacific, Orzech appeared in 45 games (eight starts) as a tight

end and special teams player for the Cougars.

Overton, meanwhile, joined the Titans with 100 games of NFL experience with the Colts (2012-16) and Jaguars (2017-19). Following the 2013 season he was selected as the long snapper for the AFC's Pro Bowl team.

###

## **TENNESSEE TITANS: KALIF RAYMOND'S JOURNEY TO THE NFL CENTERED ON UNCERTAINTY, THRIFTINESS AND OVERCOMING THE ODDS**

**BY LUKE WORSHAM  
ATOZSPORTS.COM  
DECEMBER 5, 2019**

NASHVILLE, Tenn. — To call Tennessee Titans receiver Kalif Raymond's journey to the NFL "off-schedule" would be somewhat inaccurate. A truer claim would be that, in his journey, there wasn't much of a schedule at all.

"It was hard," Raymond recalled of his long, winding path to the NFL. "You were kind of going in there thinking, 'I'm just going to do whatever I can to get a shot.' There were no steps, there was no process."

Over the last month, Raymond has become a key contributor for the Titans. He is now their primary kickoff returner, and his 40-yard receiving touchdown in the fourth quarter on Sunday iced a crucial win for the Titans against the Colts.

The path to Raymond getting where he is now was filled with plenty of uncertainty, a bit of thriftiness, loads of diligence and constantly overcoming the odds.

### **PREP DAYS IN ATLANTA**

For high school, Raymond attended the academically rigorous Greater Atlanta Christian School where he caught just 30 passes for 511 yards over his career.

Following a serious injury toward the end of his senior year, it seemed to Raymond and his family—he and his seven siblings remain very close to this day—that collegiate athletics would not be a legitimate possibility.

But Raymond did something that, probably, very few players currently in the NFL did to get a college

scholarship offer. Raymond began sending cold emails to various schools that had football programs but were mostly known for academics.

"It was a long process," he said. "I broke my ankle my senior year of high school right before the end of the season. I had to send out emails to a bunch of schools for me to get an opportunity."

Only three schools responded to Raymond's emails with interest in the tiny speedster: Georgetown University, Lehigh University and College of the Holy Cross. Raymond settled on the latter.

### **TO HOLY CROSS**

At Holy Cross, Kalif Raymond was a dual-sport athlete, playing football and running track. In football, he established a reputation as a do-it-all player, returning punts and kickoffs in addition to playing receiver.

When Raymond's college career came to an end, his future was unclear. He was not invited to the NFL Scouting Combine, and Holy Cross had never put on a Pro Day to showcase its graduating players to pro scouts.

Still, Raymond knew he wanted to play in the NFL.

"I think I just told myself, 'look, I know I want to play in the NFL,'" Raymond said. "'I don't know how it's going to happen, I don't know how to make it happen, but if I get a shot, be as prepared as possible.'"

To make himself "as prepared as possible," Raymond started by securing a spot at another school's Pro Day. He was allowed to participate in drills at Harvard University, which is roughly an hour's drive east from Holy Cross.

**"THERE WASN'T ANYONE TO CALL."**

But when that opportunity was lined up for Raymond, another obstacle arose.

He got confused about the time at which the drills were set to begin, leading to him nearly being late. The biggest factor behind that gaffe was Raymond's, and Holy Cross's, general lack of knowledge on the pre-draft process.

There was no real roadmap for Raymond to follow.

"There wasn't anyone to call at Holy Cross and ask, 'hey, what's this going to be like?'" Raymond said. "I got the times wrong so I ended up getting there just before it started, and I was third in all the lineups. Everything was just so new at the time."

Raymond was relatively successful at Harvard's Pro Day, running an impressive 4.34-second 40-yard dash. He failed, however, to catch the eyes of any of the NFL scouts who were in attendance.

### **BUMPY START IN THE PROS**

As a result, Raymond was not selected in the 2016 NFL Draft. When the draft ended, only two teams were interested in Raymond, at all, as an undrafted free agent: Arizona and Denver.

Thanks to an impressive phone call with then-special teams coordinator Joe DeCamillis, Raymond chose the Broncos.

"We had a lengthy conversation," Raymond said. "He was very truthful, very honest with me. Hearing his voice, hearing him talk to me, I knew that was where I wanted to go."

Raymond's career in the NFL began exactly how one would expect the career of an undrafted and mostly unsought after Holy Cross-alumnus to start: being cut several times.

The Broncos waived Raymond as a part of their final cuts during the last week of the 2016 preseason. He then spent most of the season on Denver's practice squad before being called up to the team's active roster for a few games in December.



# KALIF RAYMOND

After being waived again by the Broncos during final cuts in 2017, Raymond found a temporary home with the Jets, who waived him from their active roster and, subsequently, their practice squad by the end of September.

Since that 2016 phone call with DeCamillis, Raymond has been waived a total of nine times by four different teams.

The Titans are one of them. After Raymond initially made their 53-man roster after 2019 Training Camp, the Titans waived him after just one game and added him to the practice squad.

## CARVING OUT A ROLE WITH THE TITANS

It was on the Titans' practice squad, as a member of the scout team, that Raymond began to carve out a role for himself, a first for him in the NFL.

Often in early-season practices, Raymond switched out his number 14 for the jersey number of a receiver the Titans' secondary was getting set to face. In Week One, he played the role of the Browns' Odell Beckham, Jr. Week Two saw Raymond portraying T.Y. Hilton of the Colts.

It was a job that Raymond enjoyed and one that he took seriously.

"It's a good feeling if you go out there and give the defense a good look as that player, and then they go and shut him down during the week," Raymond said. "It means I did my job."

Members of the Titans' secondary, one of the NFL's most productive units in 2019, knew they were seeing something special in their early-season practice matchups against Raymond.

"When I went out there, I would tell him to go 100%, even if it was a walkthrough," corner Adoree' Jackson said.

"Give me some releases, give me something.' I appreciated that level of competition from him. He was out there going hard as he battled us."

"From a veteran guy, he has my utmost respect because I see how he works day in and day out," corner Logan Ryan said.

"I want him to do well. He's tough to cover, let me tell you that. I think people are starting to see that."

## BACK TO THE ACTIVE ROSTER

Raymond's role with the Titans switched, again, just one day ahead of the team's Week Eight matchup with Tampa Bay when the Titans elevated him from the practice squad to the active roster.

Darius Jennings, the Titans' kickoff returner for the first seven games of 2019, was struggling to make things happen in the return game. So, the team waived him and gave Raymond a shot.

To no one's surprise, he took full advantage of the opportunity.

Since returning to the active roster, Raymond has produced numerous chunk gains on kickoff returns, becoming an integral part of an extremely effective Titans special-teams unit.

"He's taken full responsibility for that kick returning job, and he's done a great job gaining yards and making the right calls," said safety Dane Cruikshank, another key special teams player for the Titans.

Raymond's biggest contribution to the Titans since coming back to the active roster, however, came in the fourth quarter of the team's Week 13 win over the Colts.

The Titans offense faced a third-and-6 with a 24-17 lead and 3:11 left in the game. Instead of opting to run the ball with star tailback Derrick Henry to keep the clock moving, the team put its trust into Raymond's hands.

QB Ryan Tannehill faked a give outside to Henry, stepped up into the pocket and fired a shot downfield for Raymond, who tracked the ball over his shoulder and dove into the end zone for a game-clinching, 40-yard touchdown.

It was the first receiving touchdown of Raymond's four-year NFL career.

## WHAT'S NEXT FOR KALIF RAYMOND?

Raymond's football career continues to defy odds and convention. The 5-8 receiver from a Catholic college with just over 3,000 students has managed to solidify a key role on an NFL team with more-than-realistic hopes of winning its division.

The only rhyme or reason behind Raymond getting to the point he's currently at has been a refusal to give up or quit.

"It doesn't matter where you went to college, it doesn't matter how you got here, it matters what you do when you're here," said head coach Mike Vrabel, who called Raymond's game-winner against the Colts offensive coordinator Arthur Smith's "best call" of the season.

"Kalif has taken advantage of every opportunity. When he comes in, he's prepared. He studies. He has a great attitude, he's tough. I'm happy for him."

In the midst of his recent success, Kalif Raymond's focus, as it always has, remains on the present.

"One of the mental things I've learned is, 'if you look too far into the future, you lose today.' I try to take advantage of every day, every minute, every hour. That way, if I do well during the day, I won't have to worry about my future."

###

## **FORMER HOLY CROSS WR KALIF RAYMOND'S MINDFULNESS HELPING HIM EXCEL WITH TITANS**

**BY JENNIFER TOLAND  
THE TELEGRAM  
SEPTEMBER 3, 2020**

Tennessee Titans wide receiver Kalif Raymond begins every day the same way he ends it — with 10-20 minutes of meditation.

“Discipline and consistency are all part of being a professional,” Raymond, the former Holy Cross star, said during a phone interview earlier this week. “The goal is for me to (meditate) every day. If there’s something I want to work on or being able to let go or staying present, or maybe there’s something deep down in my mind that I want to work through, I kind of have a particular intent every time I meditate.”

As the 26-year-old Raymond prepares for the upcoming season, he feels he has progressed greatly, both physically and mentally, since entering the NFL as an undrafted free agent with the Denver Broncos in 2016.

“There are different parts of the game you can always improve on,” Raymond said. “As you go from year to year, if there isn’t something you’re learning from the year before, I don’t think you’re doing a great job looking at yourself and seeing where you can get better. That’s the name of the game — being able to continuously improve your game. There is always something to work on.”

After being promoted from the Titans’ practice squad to the active roster last Oct. 26, Raymond made nine catches for 170 yards in eight games, and scored his first career touchdown in a win over the Indianapolis Colts. He also averaged 22.4 yards on 18 kickoff returns. Raymond, who graduated from Holy Cross in 2016, ranks fifth all

time at HC in all-purpose yards and second in kick return yards.

The 5-foot-8, 182-pound speedster emerged as a dependable deep threat for Titans quarterback Ryan Tannehill last season. That first career TD was a 40-yard grab.

In the Titans’ upset win over the Baltimore Ravens in the AFC divisional round, Raymond hauled in a 45-yard TD reception and became the first HC graduate to score a touchdown in an NFL playoff game since Bill Osmanski of the Chicago Bears in the 1940 NFL Championship Game.

In this year’s training camp, Raymond has worked on becoming a more well-rounded receiver, running more short and intermediate routes, while also continuing to field kickoffs and punts.

“He had some big plays for us last year down the field,” Titans coach Mike Vrabel said earlier in camp. “Ryan has confidence in him. I think he’s improved his route running. He’s not the biggest guy, so he’s going to have to run really good routes against press coverage or bigger-type players that may want to get their hands on him or create some contact. I think he understands that, and he’s worked really hard.”

Raymond is projected as the Titans’ No. 4 receiver, but the humble and hardworking Georgia native, who shuttled on and off the practice squads and active rosters of four teams the last four years, is taking nothing for granted.

“I don’t feel at liberty to think that way and I don’t want to,” Raymond said, “because I think at that point you kind of become content, you become stagnant. I’m always pushing. We have guys in the receiver room that you get to see grind and every day we’re constantly pushing each other.”

Raymond made his NFL debut for the Broncos late in the 2016 season and appeared in four games as a kickoff and punt returner.

Denver waived Raymond the next September, and he had stints with the Jets and Giants. He spent a short time on the Titans’ practice squad in 2018 before being released and joining the Giants’ practice squad for just two days.

On Dec. 24, 2018, Raymond returned to the Titans’ practice squad and later signed a reserve/future contract with the team. He began the 2019 season on Tennessee’s practice squad and was elevated to the active roster in October.

“Just learning to be a professional,” Raymond said, “that’s what the whole journey has been about. Learning ways to constantly improve from one practice to the next, from one game to the next. Also, finding the best way to be prepared. That’s one of the things that helped me a lot, just being prepared for those moments, for those catches, for those opportunities. That’s what gave me my best shot to go and succeed.”

Raymond said the mental side of the game is the biggest difference between his rookie year and now. “By far,” he said.

“I didn’t know how much of an effect it had on you,” he added. “You go home, you lift, you train, you run, but being able to work on my composure, my stress level, reading, meditating, staying off my phone, it helps me create a lot of mental and emotional stability. I think that makes a huge difference going into games, not adding extra stress and weight and stuff like that.”

Raymond said his former Broncos teammate, wide receiver Bennie Fowler, introduced him to meditation.

“He was the first person I talked to about it,” Raymond said. “He was very instrumental. He gave me insight and also a lot of understanding and tools and resources to be able to go forward with that. I’m definitely very appreciative of Bennie for that.”

Raymond spent the offseason at home in Atlanta with his family, and took some time to let his mind and body heal before beginning at-home workouts. NFL OTAs and minicamps were canceled this year due to the COVID-19 pandemic.

With many protocols in place, Raymond said camp is a little different, “but once you finally get to practice you just go out there and play football.”

Raymond played for former coach Tom Gilmore at Holy Cross, but he remains in close contact with the program through current coach Bob Chesney.

“Coach Chesney texts me a lot,” Raymond said, “sends me a lot of uplifting messages. He does a very good job of contacting former players.”

Gaining comfort in the offense, making some big plays and helping the Titans come within one game of last year’s Super Bowl gave Raymond some confidence heading into this season.

“Definitely it has,” he said. “When it comes down to constantly improving, you always shift to what you’re working toward, but it gives me a lot of confidence knowing the team trusts me and that’s what makes me feel the strongest. When I’m at my best, it’s knowing that I’m with the team and those guys trust me because I’m going to do everything I can for them. So it’s definitely a confidence booster.”

The Titans, who signed former Patriots kicker Stephen Gostkowski on Thursday, open the season Sept. 14 at Denver and with high expectations for 2020.

“We have a great group of guys inside the locker room,” Raymond said, “high-character guys who all want to fight for each other and I think that’s what pushes teams far.”

**TITANS HOPING FOR  
EVEN MORE FLASH FROM  
OLB DERICK ROBERSON  
IN YEAR TWO**

**BY JIM WYATT  
TENNESSEE TITANS  
JUNE 10, 2020**

NASHVILLE – Derick Roberson got a taste of the NFL during his rookie season in 2019, and the Titans got a further peek into his potential.

Despite playing in just three regular season games – and 29 defensive snaps – the undrafted rookie edge rusher got himself noticed.

In the team's Week 16 contest against the Saints, Roberson twice sacked quarterback Drew Brees. In doing so, he became the first Titans rookie with two or more sacks in a game since linebacker Avery Williamson accomplished the feat as a rookie against the Pittsburgh Steelers in 2014.

Roberson, who spent 10 weeks on the practice squad earlier in the year and three more weeks as an inactive on Sundays, followed that up with a sack the following week at Houston.

His final stat line: three sacks in three regular season games. Not bad, huh?

Now the Titans hope they can get even more out of Sam Houston State product moving forward.

"Roby from the gate flashed some ability to rush the passer," Titans outside linebackers coach Shane Bowen said. "I think the main thing with him right now ... (is) consistency, and ultimately just development. Being a first-, second-down player, the run game, some of that type of stuff, taking the next step there has been what's held him back a little bit in terms of that playtime, but he definitely has value on third down in passing situations."

Derick Roberson Sneaks Up on Drew Brees for Huge Third-Down Sack

The Titans added veteran Vic Beasley at the position this offseason, while re-signing Kamalei Correa. The team returns its top pass rusher from a year ago in Harold Landry, who led the team with nine sacks. Outside backers D'Andre Walker, Reggie Gilbert will be joined in the competition by Josh Smith and Jordan Williams in training camp.

Roberson, who played in all three of the team's postseason contests, hopes to earn more playing time and opportunities in 2020.

Plenty hinges on his development this offseason, but so far, Bowen has liked what he's seen from afar. Bowen regrets not having the opportunity to work with Roberson more. The Titans continue to work in Zoom meetings instead of on the field in OTAs and minicamps.

Roberson appeared in 32 games with 20 starts over three seasons at Sam Houston State, where he totaled 123 tackles, 23 sacks, eight passes defensed, one interception and seven forced fumbles.

"I think the first, second down stuff in terms of scheme, understanding, and the technique – which he's come a long way," Bowen said. "He really has, and he's bought in, and he's dialed in this offseason."

"That's kind of one of the more disappointing things about not having this offseason, like Year 1 to Year 2, like you saw with Harold and some of these guys, that offseason is huge for development," Bowen said. "That's where we're going to have to strive to hopefully get caught back up. Hopefully these guys are doing what they say they're doing in terms of working out and all the drills, and all that type of stuff. That's going to be a challenge for us and that's something that we're going to have to continue to stress, probably more so even going into the season than what we normally do in terms of time allotment just because of this, not being able to do it this offseason."

## **TITANS VETERAN LINEMAN RODGER SAFFOLD HUNGRY FOR SUPER BOWL RING AFTER TWO CLOSE CALLS**

**BY JIM WYATT  
TENNESSEE TITANS  
MAY 29, 2020**

NASHVILLE – Rodger Saffold had options when he became a free agent after the 2018 season.

The veteran offensive lineman had just played in a Super Bowl with the Los Angeles Rams, and part of his mission was to find a good match with a contender.

He ended up signing with the Titans, and he still remembers the reaction from some.

"People thought I was crazy for coming to the Titans," he said, before adding: "But look at us now."

Heading into his 11th NFL season, Saffold is as hungry as ever.

After his Rams lost in Super Bowl LIII to the Patriots, during his first season in Tennessee Saffold was part of playoff wins at New England and Baltimore before experiencing an AFC Championship loss at Kansas City. As a result, the Titans finished one win short of making it to the Super Bowl in Miami.

Saffold started all 19 games at left guard in 2019, including the three playoff contests.

He has a Super Bowl-or-bust mindset heading into 2020.

"My passion for that is through the roof," Saffold said during a Zoom call on Thursday. "After going to the Super Bowl and then realizing that we were one game from getting into the (Super Bowl) with the Titans, I was really driven. My entire focus was driven to getting back to the Super Bowl. Total complete confidence in myself and my teammates, and basically what can I do to get us there again. This time

we know having a slow start won't help us at all.

"We really had to gut-wrench through the season to get everything back the right way. For us now, I think that now that we know our capabilities, having that fast start is always in the back of our minds. But we're not putting any pressure on us. We know that hard work is what got us there. For me, I constantly – even the day after our loss in the Super Bowl, all I thought about was getting back. People thought I was crazy for coming to the Titans, but look at us now. I have nothing but confidence in my team and I can't wait to get back in that position again."

Rodger Saffold Looking Forward to Getting Back to Work with Teammates

Saffold struggled at the start in 2019.

In fact, following a Week 5 loss to the Bills, he stood at his locker and beat himself up after allowing multiple sacks in multiple games early last season. He blamed poor technique, and a new scheme, for his issues in Tennessee after playing his first nine NFL seasons with the Rams.

"I feel like I am letting my team down at this point," Saffold said at the time. "I am not used to having this type of frustration. ... I am not going to blame anybody on my team – my players, my coaches. I am just going to have to find a way to get connected with this team and be able to get in rhythm with the team.

"At the end of the day, even though we all make mistakes, we always talk about how you have to be critical of yourself and that is one thing that I definitely take to heart. The only thing that I can do is come in here and try to be the same guy without being too down."

Saffold ending up settling down, and settling in.

He was part of an offensive line that paved the way for running back

Derrick Henry to lead the NFL in rushing with 1,509 yards, and while the group allowed too many sacks of quarterbacks Marcus Mariota and Ryan Tannehill, it showed improvement in the second half of the season, and during the playoffs.

Tannehill made it to the Pro Bowl as he led the NFL in passer rating.

And Saffold found his footing.

"There was definitely an adjustment last season just with everything being new," Saffold said. "I think that just having that perseverance to just keep working through it and then start meshing with the offensive line, it allowed us a lot of success toward the end of the year. I really like the mentality, the direction that we're kind of going into next year. I think that we should expect to be on the same plane. Just continue from last season, but always challenging ourselves to be better than before.

"As far as for myself, (I now have a better understanding of the) kind of the concepts that the coaches are looking for. Kind of the way that they want us to handle certain types of protections, the techniques. We started to figure that out better and better as the season went on and now it's kind of second nature. The fact that they can tell me something and I can regurgitate that back to them the way that they see it is really helpful. Kind of understanding plays and understanding technique. Now I have a better grasp of that, so it's going to help me in the future, especially in the future."

###



## HOW TITANS' RODGER SAFFOLD BECAME AN ESPORTS OWNER AND WHAT'S NEXT

*BY TURRON DAVENPORT  
ESPN  
AUGUST 17, 2020*

NASHVILLE, Tenn. -- It all started with trips to Blockbuster to rent video games.

That's how Tennessee Titans offensive lineman Rodger Saffold III and his business partner, Kahreem Horsley, were first exposed to the world of online gaming.

Saffold and Horsley have known each other for around 15 years. Gears of War was one game they played together early on.

Horsley became a pro in 2008 playing Call of Duty 4: Modern Warfare. He joined a series of small online leagues and played in weekly Major League Gaming 2K tournaments. He was building a following, so he and Saffold started streaming games on Twitch, an online platform for gamers. As their audience grew, Horsley and Saffold started thinking of founding a team of their own. Fast-forward to 2014 and Saffold, who was the No. 33 overall pick of the 2010 draft by the Rams, became one of the first active professional athletes to own an esports team.

Rodger Saffold, left, founded his own esports team with business partner Kahreem Horsley in 2014. Courtesy of Kahreem Horsley

"You start to get into conversations with people [about esports ownership] and they look at you like, 'What the hell are you talking about?'" Saffold said. "At the end of the day, they still look at video games as a child's game. You have to tell them, 'No, this is a very profitable business.' This is a business that you want to get in as early as you can because the price keeps going up. You see all of these people and realize it's really a huge

deal. These franchises keep getting more and more expensive over time."

Now Saffold and Horsley have even bigger plans for their esports future after announcing last week they're expanding to include a team for VALORANT, a first-person shooter game released in June.

### Building a team

Competing in tournaments opened Horsley's eyes to how more money was being earned on the competitive scene. Global esports revenue exceeded \$1 billion in 2019, according to a report from Forbes.

Saffold and Horsley looked into starting a gaming organization that housed competitive esports gamers, with a goal of eventually selling merchandise. It wasn't expensive -- all they had to pay for initially was setting up a limited liability company (LLC) and traveling to tournaments. They came up with the name Rise Nation, which was recently shortened to Rise.

Rise's ascension started during its rookie year. Horsley lost a tournament but turned his attention to the players who beat him -- Jonathan "Pac Man" Tucker, Jamal "Whea7s" Lee, Daniel "Loony" Loza and Damod "F3ars" Abney.

Back then it wasn't common for players to be under contract as they are now. Horsley reached out to them via Twitter and had contracts drawn up. Six months later, that team competed for the 2014 Call of Duty Championship.

It placed seventh and won \$35,000.

### Making a name for themselves

Rise began competing in the Call of Duty World League. In 2018, its last year in the league, it finished first in three open events in Atlanta, Seattle and Anaheim, California. It won six major championships in Call of Duty.

And it has been able to expand into other games such as Gears of War

and Street Fighter, where in its first year Rise won a \$250,000 prize for winning the Capcom Cup. The key was adding a player from the Dominican Republic -- Saul "MenaRD" Mena -- whom, Horsley said, no one had ever heard of.

Tennessee Titans lineman Rodger Saffold, center, saw his Rise team soar to success during the Call of Duty World League season in 2018. MLG

Rise has 32 total employees, including 15 pro gamers. Before bringing a player aboard, it does a background check and scours a prospective player's social media for signs of trouble.

"It's a regular process like you would do at any other place," Horsley said.

Being on the scene as a respected gamer helps Horsley find new talent.

"You have to play yourself up through the ranks and get that respect level," Horsley said. "Once you get to a certain point of competition, guys will contact you to get scrimmages because you only practice with those that you respect. They respect me so it's very easy to navigate these scenes."

Added Saffold, "We are very beloved in this space. A lot of people have respect for us and enjoy playing with us."

### Expanding to new games

That respect helped Rise form its new VALORANT team.

"Rise was a huge name in Call of Duty, winning major titles. And winning Capcom Cup for Street Fighter 5 was a giant milestone, cementing their name as an organization," VALORANT team leader Todd "Anger" Williams said.

"Adam 'Spirit' Wills, who is on the current VALORANT roster, competed in Overwatch for them and instantly gave us the blessing

## RODGER SAFFOLD III

when we were scouting who to play for."

Although Rise doesn't compete on the Madden platform, Saffold has become somewhat of an esports ambassador to his NFL teammates. A lot of them play Call of Duty, FIFA, Madden and more, but until speaking with Saffold, they don't realize how much money can be made from the games.

"Every time I talk to them they are like, 'Really?' Now guys are like, 'Hey, can I invest?' I have talked to several people on the Rams and Titans about it and they're surprised now," Saffold said.

Running back Marshawn Lynch and former defensive end Michael Strahan are some of the high-profile investors in NRG Esports. Rams owner Stan Kroenke and Patriots owner Robert Kraft both own teams in the Overwatch League.

Having been in the NFL for 10 years, Saffold is familiar with the results-driven aspects of the game. He strives to keep his esports players motivated to play the games the way they need to play to win.

"I'm all about the process and I'm all about the work," Saffold said. "As long as I've got players that grind continually on the game, making sure they have some experience, making sure that they're practicing, playing the game instead of playing a bunch of other games, I'm usually in a good mood."

Unlike many other industries, online gaming has seen an upswing during the COVID-19 pandemic, with more people staying at home and looking for things to do.

"It's definitely helped my business," Saffold said in May. "One of the biggest expenses that you have as an esports owner is having your players travel to different cities. With there not being any travel and most things being online, it's really cut down the cost of a lot of expenses going to and from events. Expenses are going down, viewership is going up. You get more eyes on marketing, those

types of situations. You'll definitely see yourself in the green after this."

Rise recently underwent a rebranding process for the first time since it hit the scene in 2014. It redesigned its jerseys and hosted a \$50,000 charity Call of Duty: Warzone event in June, with proceeds going to the Equal Justice Initiative. They also have aspirations toward potential participation in the Call of Duty League.

Ideally, Saffold would like to merge his Rise fans and Titans fans.

"I want this to go hand in hand. I want the gamers to support the Titans and the Titans fans to support my off-the-field hobbies."

###

## **TITANS GUARD RODGER SAFFOLD TREASURES LESSONS, SUPPORT AND LOVE FROM HIS LATE FATHER**

**BY JIM WYATT  
TENNESSEE TITANS  
SEPTEMBER 9, 2020**

NASHVILLE – As a youngster growing up in Ohio, Titans guard Rodger Saffold III knew from an early age he wanted to play football.

His father, Rodger Saffold II, showed him the way with love and support.

"My dad played football, so we had a football home," Saffold said of his father, who played at the University of Iowa in the mid-1970s. "I used to watch high school, college, and professional football games at a very young age. I decided I wanted to play football when I was nine, and my dad helped me figure out what I was going to do."

Rodger Saffold II helped his son pick his position, and he steered him toward his dreams.

Saffold said his father drove him to workouts, and supported him every step of the way, through his playing days at Bedford High (Ohio), and into his collegiate days at Indiana University, where he became a dominant performer, and a team captain. Saffold said his father used to send him tapes of players to watch when he was in college, and it helped him turn into an NFL-caliber talent. Saffold was drafted in the second round of the 2010 NFL Draft by the Rams.

"He was always there, very supportive," Saffold said of his father. "During games in high school he would give (me) a thumbs up and thumbs down after drives (when I came off the field) to see how well I did. Thankfully, it was always a thumbs up."

Along the way, Rodger Saffold II also learned how to be a man, thanks to his father's steady guidance.

"He basically taught me about having the values of good character, and a leadership role and all those things and to match that with being in love with the hard work and the grind and that has carried me through this whole time," Saffold said. "I have been playing over 20 years now and he was a big part of that."

Rodger Saffold III, an 11-year NFL veteran who is set to begin his second season with the Titans, lost his father at the end of August. Funeral services for Rodger Saffold II were on Wednesday, September 2.

Saffold left the Titans briefly to support his family, but he returned to be with his teammates, who have done their best to keep his mind off the loss of his dear father. Practices, and a game plan for the opener, have allowed him the opportunity to turn his attention away from his sorrow.

When Rodger Saffold II discussed his father during a video conference call last week, he bragged about the man who was "a huge support system for me all my life." The two talked before every single game, and after every game.

On Monday, before the Titans face the Broncos in the season opener, Rodger Saffold won't be able to pick up the phone in the hours leading up to kickoff to talk to his father, something he's done since he first started playing football 20 years ago.

But he knows his father will be with him in spirit.

"I am still going to talk to him," Saffold said. "One of my rituals is going to be praying (before games), so I am still going to be talking to my father through that form. And I am just going to continue to play how I know how to play."

"This has raised a lot of motivation for me, just wanting to get out and do what I can for myself and my family. So, motivation is not going to be a problem for me this year. So

I just think taking all of (the heartbreak) and putting it in the right direction and being productive for this team is what's going to be best for me and for my family."

###

# TREVOR SIEMIAN

## **“DESIGNATED SURVIVOR” TREVOR SIEMIAN MAKING MOST OF UNIQUE ROLE WITH TITANS**

**BY JOHN GLENNON  
THE ATHLETIC  
NOVEMBER 18, 2020**

His mid-range jumper has never looked better, which is one thing quarterback Trevor Siemian could not have anticipated prior to the start of this Titans season.

Then there's his relationship with Frank, the household's 95-pound Bernese mountain dog/poodle mix. It's great, too, the result of all the unexpected walks Siemian has been taking with the family's big beast.

And let's not forget how familiar Siemian has become with the neighborhood Publix, the kind of relationship that's forged only by cruising through the aisles time and time again.

These are the types of things the 28-year-old Siemian has come to appreciate about his role with the Titans, which took a unique turn following the COVID-19 outbreak that hammered the team about six weeks ago.

When the Titans emerged from the NFL's mandated quarantine last month, they happily greeted one another after a break of nearly two weeks. But Siemian wasn't there. Having just been burned by the spread of COVID – which knocked out multiple players at certain positions – the Titans chose to keep Siemian very socially distanced from the rest of the team. That way, in the extreme case of Ryan Tannehill and Logan Woodside both coming down with COVID, the team would still have a healthy, knowledgeable quarterback on hand, one that wouldn't have to worry about contact tracing.

It was a strategy employed by at least one other team, the Eagles, earlier in the season when Philadelphia signed Josh McCown

to the practice squad – but had him remain at his Texas home. The experiment came to an end earlier this month, when Houston signed McCown to the Texans' 53-man roster.

Siemian's title as the Titans' practice-squad quarterback didn't change, but his new status – the separation from the rest of the team – did come with a cool nickname: Designated Survivor. The term is an unofficial government one, given to the member of the president's Cabinet who is kept clear of the president and his top aides during public ceremonies. In case disaster strikes, the designated survivor would run the country.

The easy-going Siemian enjoys the flashy nickname, but notes that his wife, Bo, might suggest a different one.

“Designated survivor is good,” Siemian said with a laugh. “But I think my wife would probably refer to it as ‘pain in the ass,’ since I've never spent as much time around her as this. So that would be her kind of term for it.

“But we're doing well with it. Obviously it's not ideal, but it certainly could be worse. Designated survivor is a pretty succinct way to say it to people.”

Prior to the COVID outbreak, Siemian's schedule was just the same as the rest of his teammates. He'd arrive early every morning at the facility, then go through meetings, work-outs and practice before punching the clock alongside his comrades.

But now? Everything's changed. Siemian does go to the facility early for his daily COVID test. But then he returns home, where Siemian Zooms in to the quarterback room for morning meetings, joining Tannehill, Woodside and quarterbacks coach Pat O'Hara.

“Trevor's always on the iPad in our meeting room, and (O'Hara) is always carrying him around with him,” Tannehill said. “We sit

(Siemian) there in the meeting room and face him against the screen, and I'm actually sitting behind him on the iPad, so I kind of forget Trevor's there sometimes.

“Then he'll pipe in and ask a question and it kind of shocks you. I'm like, ‘Oh yeah, I forgot Trevor is actually here with us.’ But he's doing a great job for us. Hopefully, we can keep him there on the iPad and don't have to bring him in and use him.”

When the rest of the Titans hit the field for a couple hours of practice after the meetings, Siemian – who's started 25 NFL games since Denver drafted him in 2015 – finds ways to stay busy as well.

Sometimes it's waiting hand and foot on wife Bo, who recently gave birth to the couple's first child, a boy. Sometimes it's taking long walks with big Frank. Sometimes it's running errands at the stores, where Siemian recently stumbled across a purchase that helped him kill more of those practice hours.

“I picked up a basketball from Target, and there's a park by me and the court is usually open,” Siemian said. “So I can shoot hoops during practice ... I've got a fairly low baseline there for improvement, so it was pretty inevitable that I saw some improvement in my mid-range game.”

When practice ends for Siemian's teammates, it begins for him. So he hops in his car and drives to the facility, where he often throws with a cast of characters that includes O'Hara, a team executive or two and the team's equipment staff.

“It's not exactly the Dream Team with me and the guys out there,” Siemian said. “But we're making it work and they're doing a good job of hanging in there with me. We have a good time with it.”

Then he heads back home, just in time to Zoom in for the quarterbacks' afternoon meetings.

# TREVOR SIEMIAN

What does Siemian miss most about his old schedule?

He knows for starters that — as much as he and the team try — Siemian isn't getting the same physical and mental preparation he would under non-COVID circumstances. That's not to say practice-squad quarterbacks get a ton of reps during regular practices anyway. But even scout-teams snaps are more valuable than no snaps at all.

What Siemian really misses, however, is the in-person time he shared with teammates — and friends — every day he went to St. Thomas Sports Park. It's not every job, after all, that allows one to hang out with buddies for the better part of the workday.

“Oh sure, what I really value in my job has always been the camaraderie, the huddle, the locker room, those type things, and obviously I'm not getting those things now,” Siemian said. “So it is different. But it's always good if I'm Zooming in a meeting and I see a teammate walk by. We'll get a chance to shoot the shit for a second.”

The good news for the Titans is that Siemian isn't shirking his duties, despite the distance he keeps from the rest of the team. O'Hara reports Siemian is still diving into his mental preparation each week and — as Tannehill noted — still piping up on the iPad during Zoom meetings.

“He's in our meetings one way or another,” O'Hara said. “He and I go through the plan each week together, and the great thing about Trevor is that he's perfect for this because he can really handle a lot of the information, digest it and be ready to go if need be. He's a real intelligent player, a true pro and we're fortunate to have him in that position.”

And let's not forget Siemian has one more thing to keep him busy while teammates are practicing these days.

In addition to the hoop-shooting, dog-walking and grocery shopping, Siemian can now add diaper-changing to the list.

“It's our first and we're thrilled, really excited,” Siemian said days before his baby boy's birth. “I've been able to spend time with my wife, help her out and just be around. So in that way, this has really been a blessing for us.”

###



## **AS JEFFERY SIMMONS' IMPACT ON THE FIELD GROWS, DOCTORS ASSESS AND MARVEL AT HIS ACL RECOVERY**

**BY JOHN GLENNON  
THE ATHLETIC  
OCTOBER 31, 2019**

It's been seven years since Adrian Peterson returned from a torn anterior cruciate ligament, but the running back's comeback is still considered something of a medical marvel.

Peterson was playing NFL games less than nine months after suffering his severe knee injury, a timetable many consider miraculous when it comes to recovering from ACL surgery. He not only stepped back into Minnesota's opening lineup in 2012, but went on to win the league's MVP after rushing for more than 2,000 yards.

It's with Peterson's return as a backdrop that the comeback of Titans rookie defensive tackle Jeffery Simmons is looking more and more impressive.

The 6-4, 305-pound Simmons played his first NFL game two weekends ago, a mere eight months after undergoing ACL surgery in February. He's been wreaking havoc on opponents' offensive lines since, totaling a combined 10 tackles, four quarterback pressures, one sack and one tackle for loss.

So just how does Simmons' ACL recovery compare with that of Peterson?

In the opinion of one former NFL team physician, Dr. David Chao, Simmons' speedy return is more mind-boggling than that of the future Pro Football Hall of Fame running back.

"Everyone makes the Adrian Peterson, nine-month return the gold standard," said Chao, a practicing orthopedic surgeon who also serves as a medical analyst for

Sirius XM and ProFootballDoc.com.

"But I would say (Simmons) is more impressive for several reasons. No. 1, it's less time, only eight months. No. 2, Peterson was returning to the same level of competition he'd played in, but Simmons is jumping a level of competition.

"Third, as a defensive player, it's harder because you're reacting on the playing field, rather than dictating. And fourth, as a guy playing on the line, he's not just running in free space but engaging other players."

An extraordinary athlete

Timetables vary from person to person when it comes to returning from surgery to the ACL, which is one of the key ligaments that help stabilize the knee, connecting the thighbone (femur) to the shinbone (tibia).

Chao said the most impressive ACL recovery he's witnessed was by one of his own patients, former U.S. women's soccer player Shannon MacMillan. Just four months and a week after undergoing ACL surgery, MacMillan played in the 2003 women's World Cup.

Doctor Michael Pagnani, a physician at Nashville Knee & Shoulder, said that in his practice, an average patient heals in about six months. But he notes there's a significant difference between healing and returning to play a professional sport at top strength.

The Mayo Clinic estimates eight to 12 months or more before athletes can return to their sports following ACL surgery.

"If your goal is to be back as close to your pre-performance level as possible, it probably takes a year," said Pagnani, a previous team physician for the Dolphins and Nashville Predators. "And in a sport where one percent might be the difference between an All-Pro and a practice squad player, that can be a

big difference in terms of when they return."

Pagnani says Simmons' ability to return to the playing field at eight months is "a good recovery. I don't know if it's unheard of."

But perhaps what's more impressive to Pagnani is Simmons' level of play, as the big man has made a significant impact in his first two games. Simmons was in the trenches, for example, against the Chargers in the closing seconds, when the Titans stopped running back Melvin Gordon twice from the one-yard line.

"Playing at that level so soon after your ACL, and playing that well against that competition, is definitely remarkable," Pagnani said. "He might just be an extraordinarily great rehabber and an extraordinary athlete to be able to come back and play at that level. I'd say you've got give it a few more weeks, to see if fatigue and more reps affect him. But it sure looks promising so far."

Let's attack this rehab

Simmons suffered the torn ACL in the midst of a lateral-drill exercise, while working out in Boca Raton, Fla., two months before the 2019 NFL Draft.

Having never suffered a knee injury, Simmons had no idea how severe the problem was. But after getting diagnosed, Simmons' first fear, naturally, was how far his draft stock would fall. Predicted by many to be a top-10 overall selection, the former Mississippi State star wondered whether teams would now shy away from him.

Simmons underwent surgery about a week later, with Mississippi State's team orthopedist, Dr. Rusty Linton, repairing the knee. That led straight to one of the more challenging stretches in ACL recovery, the first few weeks following the procedure.

"The operation hurts, so the first couple of weeks are just hard to get

# JEFFERY SIMMONS

going,” Pagnani said. “Most people are taking pain medicine for a couple of weeks, and they’re wondering, ‘Am I ever going to get through this?’”

The goal for most patients is to get their range of motion back in the knee in six weeks. If there’s stiffness — or if the patient can’t completely straighten the knee — the rehab can become that much more difficult.

“But if they can get their range of motion back by six weeks,” Pagnani said, “then it’s really just a grind after that.”

Grinding through rehabilitation wasn’t a problem for Simmons, chosen 19th overall by the Titans in April. He attacked his recovery the same way Simmons dominated opposing offensive lines in college, racking up 163 tackles — 32.5 for loss — in three seasons at Mississippi State.

“Every day I woke up, and every day I walked into the building to do my rehab, it was just like, ‘You’ve got to be better than what you did yesterday. Do more than what you did yesterday. Try to go a little harder,’” Simmons said. “I just wanted to keep getting better. That was my mindset. Every day I woke up thinking: ‘Let’s attack this rehab.’”

Jeffery Simmons (Christopher Hanewinkel / USA Today)

God sprinkled extra dust on Jeff

When Simmons talked to Nashville media in June, four months after the surgery, he still didn’t even know when he’d be ready to jog again. But his work in the weight room, where Simmons was doing all he could to re-build muscle strength around the injured knee, was catching the eye of teammates.

“Every day, he was in here for multiple hours just rehabbing,” Titans defensive lineman DaQuan Jones said. “And then I remember him after rehab, going in there for hours with (Titans strength coach

Frank Piraino) one-on-one, and doing even more.”

By July, as the Titans readied for training camp, Simmons took another big step in the right direction, as he was able to run in a straight line for the first time since suffering the injury. In time, Simmons’ rapid progress allowed him to start simulating football moves, even those that required him to move from side to side — testing the strength of the knee.

“When you’re coming off an ACL injury, the biggest thing is you’ve got to work on your lateral movement,” Simmons said. “That’s why I think they did a great job making sure they hit on every angle, every football drill they knew I was going to be put in (while) playing defensive line.”

Many NFL analysts had figured Simmons wouldn’t play at all in his rookie year, or that if he did, it wouldn’t be until November or December. But only a few weeks into the season, Simmons began working out with Titans coach Mike Vrabel in one-on-one sessions, the two men looking like grown bears wrestling as they pushed one another around the practice field.

How could Simmons already have come so far so fast?

“God sprinkled a little extra dust on Jeff — that’s just how it goes,” Vrabel said. “Genetics plays a large part into your makeup, your size, how you recover from injury, your durability. So, we kind of figured that going (into the draft), it was probably going to be a little shorter than a little longer. If you were betting, you’d probably bet the under (on his recovery time).”

In early October, less than eight months after the ACL surgery, Simmons received full medical clearance to play once more. Vrabel and the team’s training staff put the decision to return in the hands of Simmons, who thought long and hard about it prior to the Titans’ Week 7 game against the Chargers.

Simmons said he prayed on the matter first, then sought the advice of an uncle who’s always been close and reliable.

“I told him I felt healthy and ready to roll,” Simmons said. “He was like, ‘Are you sure?’ And I’m like, ‘Yeah, I’m ready to go.’ So we just went from there.”

Going to get even better

In watching Simmons play his first two games, Chao marveled at what he was able to do, but also noticed — not surprisingly — that the injury was still impacting him.

“He’s a strong guy, so I didn’t see him getting pushed off the line,” Chao said. “But it was more in the open field and in his quicker movements, the change of directions and the ability to really stick that leg in the ground. Then there was one time I noticed he didn’t have the same deceleration, in terms of change of direction. It’s relatively subtle.”

Chao, like Pagnani, said Simmons won’t be at 100 percent until next season, noting that recovery from an ACL tear — like most injuries — is “like a slow sunrise rather a light switch ... It creeps along, especially in the later stages.”

But in its own way, that’s great news for Simmons and Titans fans.

If Simmons was good enough to be Pro Football Focus’ top-ranked Titans defender in his first game back, and fit enough to play 34 snaps in just his second game, think ahead to what Simmons’ second season might be like.

“He’s exceeded expectations in (returning this early),” Chao said. “He seemed effective. What this means is that an 85 percent Jeffery Simmons is pretty darn good. They have a bargain on their hands.

“It doesn’t mean he’s Superman yet. There were plays I saw in his first game back when I said, ‘Oh, he’s still favoring that a little bit.’ But

# JEFFERY SIMMONS

I'm not saying the Titans are doing the wrong thing by playing him.

"I'm just saying, 'Good news, Titans fans. He's going to get even better than this.'"

###

## **A NEAR-CONSTANT ON THE FIELD, TITANS' JEFFERY SIMMONS HAS TURNED INTO A MENACE IN THE TRENCHES**

**BY JOHN GLENNON  
BROADWAY SPORTS  
MEDIA  
OCTOBER 23, 2020**

Opponents probably feel like they're seeing entirely too much of Jeffery Simmons these days.

The Titans? They can't get enough.

Through the first five games of his second season, the 6-4, 305-pound Simmons is putting on a clinic in the trenches, even if it hasn't been enough to single-handedly solve all the problems of the Titans' shaky defense.

Just how dominant has Simmons been in the hand-to-hand combat zone? A couple of numbers offer a pretty good illustration:

ESPN uses a figure called run-stop win rate to track how well defensive linemen are faring against their beefy offensive counterparts. Simmons is not only the top-ranked defensive tackle in that category, but his 58 percent win rate ranks a full 10 percent ahead of the runner-up, Miami's Christian Wilkins (48 percent).

Pro Football Focus lists Simmons with eight run stops – tackles that constitute a "failure" for the offense – which is tops in the NFL among defensive tackles who've played four games or fewer. Simmons has also piled up 14 quarterback pressures, according to the analytics website, which is once again the most among defensive tackles who've played four games or less.

"I mean, it's evident when you turn on the tape, '98' stands out right now," said Shane Bowen, the Titans' defensive play-caller. "You definitely notice him on film, and hopefully that can continue for us, because we need him to do that."

If it feels like Simmons is everywhere all the time, one reason is simply because he's playing so much more than he did during his rookie season in 2019.

When Simmons made his NFL debut last season, the Titans' 6-4, 305-pound defensive tackle did so with a big splash, racking up a sack, quarterback hit and two tackles for loss in Tennessee's season-changing victory over the Los Angeles Chargers in Week 7. Only two weeks later, Simmons played 49 snaps against Carolina, taking part in nearly 70 percent of the Titans' defensive snaps that contest. It represented a remarkable turnaround for Simmons, who'd undergone surgery to repair a torn ACL just nine months earlier.

But that Carolina game also proved the high-water mark for Simmons' defensive participation in 2019, as the Titans started to ratchet his time downward. He averaged about 30 snaps per game over his last six contests – regular season and playoffs – in 2019, more in line with what might be expected of a rookie returning so quickly from a significant injury.

But this season? Good luck getting the big guy to stand on the sideline. Simmons has played more than 75 percent of the team's defensive snaps in each of his four contests, registering a season-high 63 snaps last Sunday against Houston – just days after coming off the team's COVID-19 reserve list. His 228 snaps are tops in the NFL for defensive tackles who've played four or fewer games.

"He never wants to come out. He's going so hard, he can't even realize he's tired," Titans defensive line coach Terrell Williams said. "So my job is to give him a breather and he's not going to fight me back on it. He understands that we're trying to do what's best for the team."

Added Simmons: "I felt good (against Houston) – everyone knows about COVID, it takes away your conditioning that you've been working on all season. It was kind of

hard as the game went along for me, but I'm not making any excuses. Just keep fighting. We are built on mental toughness and I just had to fight through a lot of tiredness."

Simply being on the field, however, doesn't begin to explain why Simmons has been so effective this season.

Another reason? His mental preparation for games. A case in point came last Sunday, with the Texans trying to succeed on a late two-point conversion, one that would have given Houston a nine-point lead with less than two minutes left in the contest.

Elusive Texans quarterback Deshaun Watson appeared to be on the verge of completing a short pass to wide-open receiver Randall Cobb in the end zone. But Simmons managed to lift his 300 pounds into the air, deflecting Watson's pass and giving the Titans a chance to make a game-tying touchdown drive.

Simmons had thought back to a similar situation last season, when he jumped in the air to deflect a Watson pass that wound up in the arms of teammate Jayon Brown for an interception.

"I know it's a quick pass, and from last year, I know he's going to throw the ball low," Simmons said. "(Watson's) release is low and he tries to get the ball out quick. I know that if we get our hands up we can bat a ball and that's what I did. I saw him take his non-throwing hand off the ball and I knew it would be low. I got my hand up and batted the ball."

Williams said when players like Simmons make it a point to study opponents' technique on film, it allows them to play even faster in the games.

"The good players in this league and the young players in this league understand you just can't go out and do it physically," Williams said. "Mentally, studying tape and looking at your opponents, looking

at tendencies, looking at body language, all these different things matter when you're trying to win a football game. Jeff understands that concept."

###

Added Titans coach Mike Vrabel: "(It) was probably a game-saving play for us. I think it would've been over had that ball gotten through."

The 23 year-old Simmons also uses tape to study some of the league's other quality interior defensive linemen, like Philadelphia's Fletcher Cox and Tampa Bay's Ndamukong Suh, in order to better his repertoire. A student of the game, Simmons even takes a peek back at the best defensive linemen over the years. He spoke just the other day about former University of Tennessee great – and Pro Football Hall of Famer – Reggie White, who earned notoriety with his "hump move," which involved White lowering his right shoulder, driving his arm into a blocker's chest and then throwing him aside.

"Everybody knows Reggie White for the hump," Simmons said. "Playing defensive line, you don't just sit and watch yourself all day. You want to see how can you better your game by adding something like that that can help."

Expect Simmons to produce another ironman performance on Sunday, when the undefeated Steelers roll into Nissan Stadium. Sure, the big man has played at least 60 snaps in each of his last three games. But it sounds as if there's still a more than ample supply of energy, passion and motivation remaining.

"When I step on the field, I'm going to give it my all no matter what," Simmons said. "If it's tiredness, limping, cramping, no matter what, I'm not making any excuses."

"You never know when that play is going to come that you can make and change the game. My mindset is to attack every game and play with passion. That's gotten me this far and I'm not going to change anything. Just head down, full steam ahead."



**VRABEL IMPRESSED  
WITH 'FUTURE CAPTAIN'  
JEFFERY SIMMONS**

**DT IS SECOND-HIGHEST  
GRADED SECOND-YEAR  
PLAYER BY PRO  
FOOTBALL FOCUS**

**BY MICHAEL GALLAGHER  
NASHVILLE POST  
OCTOBER 29, 2020**

When the Tennessee Titans drafted defensive tackle Jeffery Simmons 19th overall in the 2019 draft, the 6-foot-4 behemoth had lofty expectations of becoming a staple in the middle of the defense for the next decade.

Now, in his second year and first as a full-time starter, the Titans and head coach Mike Vrabel are already talking about the tremendous impact Simmons has made just six games in as well as his potential to become a team captain.

“We’re all excited that he is going to become one of those guys that will be with us for a long time and eventually be a captain,” Vrabel said. “The impact that he makes on people around him, he’s a special person and so we just love having him in the building and we love coaching him. His maturity level in his second year is great.”

“Even at Mississippi State, I was never a captain, but I was always a leader on the team,” Simmons said. “The thing about me, I don’t have to be known or be in the spotlight to lead. I take pride in pushing my guys, especially the ones playing my position, and holding myself to the highest standard. I’ve got pretty high standards for myself and feel like if I can meet them...I can transfer that to everyone else.”

Although he missed a game while on the reserve/COVID-19 list, Simmons is seventh on the Titans in tackles (21), leads the team in sacks (2) and is third in tackles for loss (2.5). He also has eight quarterback hits and has emerged as a disruptive force along the Titans' defensive

line — producing better numbers than Jurrell Casey through the same number of games last season.

“He’s got really good awareness; he’s taken the coaching,” Vrabel said. “We all want to impact the quarterback and get sacks and quarterback hits, Jeff has realized when he’s not going to get there or maybe they stop him our double team him, he gets in the throwing lane.”

Simmons also has two passes defended and a fumble recovery this season, showing that he is a highly coachable player who impacts the game by doing the small things.

Perhaps his biggest play of the season came in a 42-36 overtime win over the Houston Texans in Week 6. After Houston scored to go up 36-29, the Texans attempted a 2-point conversion to try and close out a win.

Knowing he wasn’t going to break through the Texans' offensive line, Simmons backed off just a tad and got his hands up to bat away a DeShaun Watson pass. That play proved to be game-changing as Tennessee eventually tied it up and won in overtime.

“I just take the coaching and put it into my game. It’s been coming up great for us,” Simmons stated. “That’s just my mindset — get penetration and if you can’t then get your hands up and eventually, you’re going to tip one and it’s going to be a big play.”

According to Pro Football Focus, Simmons in the second-highest graded second-year defender in the NFL with a grade of 86.1. Through just five games in 2020, he’s already playing at the level of a top-five defensive tackle and quickly emerging as the best player on Tennessee’s defense. It won’t be a surprise to anyone if he is indeed named a team captain in 2021.

###

**MY STORY: TITANS TE  
JONNU SMITH ON FAITH,  
PERSEVERANCE, AND  
LIVING HIS DREAM**

***THE THIRD-YEAR PRO HAS  
DEALT WITH PLENTY OF  
ADVERSITY IN HIS LIFE,  
BUT IT'S ALL MADE HIM  
THE MAN HE IS TODAY  
AS TOLD TO***

***BY JIM WYATT  
TITANS ONLINE  
NOVEMBER 15, 2019***

*As the Titans Bye Week begins, many of the team's digital and social channels will be taken over all week with content influenced and made by the players.*

NASHVILLE – Life in the NFL isn't easy. As a player, you have to fight through adversity, and you have to work hard to be successful. And you have to keep grinding through all the ups and downs.

But life itself isn't easy.

The way I get through it all is by relying on my faith. It's the foundation of everything I do, and I am so thankful for the way I was raised because I lean on the things I learned as a kid today as a grown man. I've dealt with some tough times in my life, but it's all made me stronger.

I give credit to the household I grew up in. My entire family was raised on faith, and it's the way I am going to raise my children. As I get older, I learn even more things on my own, and try to become as close to Christ as I can because I've learned that's how you get through the tough times.

It started with my mother, Karen Smith.

My father was a Jehovah's Witness, and he was a man of faith. But he passed when I was just four years old in a tow truck accident. It was hard on my family, but my mom was strong, and she became my rock at an early age. My mom was a

Christian, and when my father passed our faith had to take over and keep us going. That's just how I grew up, and from the time I was young I had to lean on my faith. I'm one of six kids. I still remember us praying as a family at night. I look back now and I know as a kid, going to church isn't always No.1 on your list because when you're young, you'd rather be doing other things, like hanging out with your friends, or just do things kids do. But my mom made us going to church, and she made us pray together as a family. When you are younger you don't appreciate that probably as much, but as you get older you can understand why that's important and I'm so thankful for the path those days put me on. I realize now just how much love that spread in my family and how much peace and joy it gave me during tough times. And it is faith that gets you through things that sometimes aren't easy.

Jonnu Smith (wearing an Eddie George Titans jersey as a child in a photo above) credits his mother, Karen, for his successes. Jonnu's father passed away as a result of a tow truck accident when he was four years old and his mother raised all six children by herself.

Jonnu Smith (wearing an Eddie George Titans jersey as a child in a photo above) credits his mother, Karen, for his successes. Jonnu's father passed away as a result of a tow truck accident when he was four years old and his mother raised all six children by herself.

One of those times came when I was in high school. I love my mom, and she loves me. But after my freshman year in high school, my mom sent me away to live with her sister. It couldn't have been easy, but she knew that's what was best for me.

I grew up in Philadelphia, but things were tough. The neighborhood I grew up in wasn't the best. It was inner-city Philadelphia, and there were some bad influences. I was surrounded by a lot of violence, and negativity. It was a harsh environment to grow up in. We weren't financially fortunate, and

she was afraid I would get lured into some things that could mess up my life and send me down the wrong path.

"My mother is my rock. It was tough, but we always got what we needed—not necessarily what we wanted all the time—but what we needed. She was so strong all the time."

- Jonnu Smith

So, my mom wanted a better future for me, and she wanted me to have a chance to follow my dreams. I was the youngest of six, and I was the last boy. She sent me to Ocala, Florida, and it was one of the best decisions she ever made as a mother. I was 14, and it was a big change. But I got through it because of my faith, and because I knew it was a great opportunity for me to not only have a better life, but to play the game of football, a game that I knew I loved even back then. You see, I couldn't play football when I was in Philly. My mom wanted me to focus on education, so the school I went to there didn't even have a football team. When she talked about sending me away, I knew I'd get a chance to play football in Ocala, and that got me excited. I knew I'd have a chance there. Playing football in Florida? Are you kidding me? I knew even then that was the hotbed for high school football. Florida, Texas and California, those are the schools that produce the most pros in the world and even then, I knew what I wanted to do, and this was my chance to pursue my dream. So even though I would be uprooted, I was able to find the positives from it and I think that's because of the way my mom raised me.

I still think a lot about my childhood. Growing up, you don't really realize how harsh it is, because you think as a young kid, 'This is life, and this is how it is supposed to be.' But when you go to a different place, a place like Ocala, Florida, a small suburban town after being in Philadelphia, it is a culture shock.

# JONNU SMITH

I think about what would have happened to me if I'd stayed back home and not moved. I still think one way or the other I would have made it, I really do. Like I said, I am a man of faith, and I am a man of God and I truly believe that everything is ordained for a purpose. I still think I would have made it, it just would have been a different path.

But I can't help but think about what my life would have been like had I stayed in Philly. I know what is back there, and I know what my friends deal with every day that I grew up with. My best friend, Willie 'Quasim' Jefferson, was killed on the streets of Philadelphia in October 2016, maybe a block away from the house he grew up in. We were friends from the time we were five years old, and we stayed in touch. He would come and see me when I was in college at Florida International, and he'd stay for months at a time with me because Philadelphia was so bad. The last time he went back, he was killed. I still remember getting a call after we'd played a game and I was told my best friend, my lifelong friend, was just killed. That hurt me, and it was tough to get through. I think about Willie all the time. And when I think about my life and my path and my opportunities, it makes me realize even more I was more fortunate. And it also makes me keep my buddies back home in my prayers. I try to encourage them and lead them in the right direction because I understand what they are going through. You just have to lean on your faith to get you through everything.

I lean on my faith all the time. As a football player, it helped get me started in the NFL when I first got to Tennessee. And I leaned on it on December 6, 2018, and the months that followed. Everyone remembers that day – it's the day when running back Derrick Henry ran for 238 yards and four touchdowns against the Jaguars. He had that 99-yard touchdown run that will go down in team and NFL history. It was a great day, and a great moment, but it was a different day for me. When I think

about the 99-yard run, it was bittersweet. I heard the crowd going wild, but I was on the ground, holding my knee as I was on the ground. Some people might not remember, but I suffered a serious knee injury on that play and had to be helped off the field. As everyone was celebrating, coach Mike Vrabel came over to me when I was on the ground and told me: 'Jonnu, we just took that thing 99 yards for you.' I was happy, but I also knew what was ahead because my knee was messed up. I had suffered an ACL injury before, so I knew the recovery is a long process. I just started praying, and I started getting mentally prepared for what I knew I'd be faced with. I ended up having surgery a few weeks later, and the road to recovery was a long one. I just had to keep the faith and be positive to get through it. And the way I see it is if I had to pick a play to go down, I would pick a play like that. You just have to keep the faith, and I knew whatever circumstances I would be faced with, I would have to deal with them. It wasn't easy, but I had to stay positive through it all, and I am back now and it's great to be back.

And now more than ever, I don't take anything for granted.

I'm not sure people have noticed, but before every game I take a knee, say a prayer and I point up to the sky. I actually pray before every play, for many reasons. I realize each play could be your last play, so I always want to thank God for the opportunity to give me another snap and thank him for letting me play at this level and for blessing me in so many ways. I don't take any play for granted, and I give God thanks.

When I look back at my path, and where I came from, I know I am fortunate to be here, playing in the NFL, playing a game I love. Everyone grew up in different circumstances and I always like to say my story could be a fairy tale to some people because I understand people have gone through far more treacherous things than I have. But my story could also be a horror story to some people, because that is just

the world that we live in. I just appreciate the journey that I took because I believe it made me the man I am today. I am grateful to be where I am today.

In my mind, I am living my dream, and I thank God every day for it. I truly don't take anything for granted and I am trying to get everything I can out of it. I know I can't play this game forever – I know I can't live forever – but I am going to cherish every second of it all.

###

**TITANS' RYAN  
TANNEHILL, JONNU  
SMITH WORKING  
TOGETHER IN FLORIDA  
WILL BE 'GREAT  
ADVANTAGE'**

**BY ERIK BACHARACH  
THE TENNESSEAN  
MAY 20, 2020**

A completely virtual NFL offseason to this point has meant no organized team activities, no in-person chemistry building, no opportunity to connect on the field.

Well, at least for most.

But for a few, like Titans quarterback Ryan Tannehill and tight end Jonnu Smith, the coronavirus-related tweaks to the NFL schedule have created a different kind of opportunity. While players are spread out across the country, Tannehill and Smith are both in South Florida.

"I'm down here, Jonnu is down here, so I go throw with Jonnu a couple days a week," Tannehill said last month.

The two are working out together at a local park. Since beginning their sessions together about two months ago, Smith said last week the duo had not missed a week.

So while others are relying on virtual team meetings and individual workouts, Tannehill and Smith are getting in some valuable one-on-one time.

"I'm sure it will give us a great advantage," Smith said. "Just learning my speed, learning his speed. Feeling the football come out of his hands and just catching the football, knowing the spin on that thing. I'm only learning him more and he's only learning me more, so I'm sure it will be a great advantage."

Titans coach Mike Vrabel said he's "sure guys are getting together, but I'm not monitoring and I'm not tracking it" during a voluntary phase

of the offseason. Still, he's encouraged that Tannehill and Smith are building their rapport.

"I'm sure Ryan is enjoying building a relationship with Jonnu outside of the meetings," Vrabel said. "Again, at the end of the day, quarterbacks, they want to know guys are going to be in the right spots. ... Hopefully they're able to work on some of those things, and Ryan and Jonnu can stay in shape and motivated like the rest of our football team."

The Titans cut Delanie Walker earlier this offseason, shifting Smith to the top of the depth chart. He'll lead a group that also includes Anthony Firkser and MyCole Pruitt.

"I'm tight end 1 now," he said.

With that comes some added responsibility.

"Yeah, but it's no extra pressure on me or anything," Smith said. "We've got a lot of great guys in that room and I'm sure the thing about it is we can all look to each other. ... I'm not going to put any extra pressure on myself just because I am the No. 1 guy, but that does require a leadership role and I'm definitely ready to take on that role."

Smith, drafted in the third round in 2017, had 35 catches for 439 yards and three touchdowns last season while playing in all 16 games, including 14 starts.

The goal, Smith said, is to build on that in 2020, and it begins at a park in South Florida.

"Ryan is making me better, I'm making him better, and we're just building that chemistry," Smith said. "We're getting all the work in that we can, just pretty much everything that I do on Sundays. I'm just trying to perfect that. ... We've been able to maximize the most of our opportunity. I love doing it and I love working with him."

###

**TE JONNU SMITH  
SELECTED AS TITANS'  
2019 ED BLOCK COURAGE  
AWARD RECIPIENT**

**BY JIM WYATT  
TENNESSEE TITANS  
JUNE 4, 2020**

NASHVILLE – As Titans fans everywhere celebrated running back Derrick Henry's 99-yard touchdown run against the Jaguars back on December 6, 2018, tight end Jonnu Smith had a different perspective on the play.

Smith went to the ground after making a pair of key blocks on the historic run. He had to be helped off the field after suffering a torn ACL.

"It was a great day, and a great moment," Smith said of the play, "but it was a different day for me. I was happy (Derrick scored), but I also knew what was ahead because my knee was messed up."

Smith kept the faith. And after a lengthy rehabilitation process following surgery, he was able to return in time for the start of the 2019 season.

Smith had the best season of his three-year NFL career in 2019, when he caught 35 passes for 439 yards and three touchdowns. Smith made an acrobatic touchdown catch in the team's playoff win at Baltimore.

Smith's road back, and his performance that ensued, led his teammates to vote him as the Titans' Ed Block Courage Award recipient.

The Ed Block Courage Award is given to a player on each of the NFL's 32 teams who represents a commitment to sportsmanship, courage, professionalism, and are considered to be role models in their community.

Named in memory of Ed Block, a humanitarian and athletic trainer for the Baltimore Colts, the award is administered by the Ed Block Courage Award Foundation.

Titans coach Mike Vrabel has raved about Smith many times in the past.

"Jonnu is one of my favorite players on this team," Vrabel said during the 2019 season. "I don't have 'favorites', but he is one of my favorite players on this team. I just love him to death. I love the way he works, I love his attitude."

In an interview last month, Smith said he's excited about what's next.

Smith has been working out in a one-on-one setting with quarterback Ryan Tannehill, and he'll head into the season as the team's No.1 tight end.

"As a professional, you just want to continue to improve, and continue to build off any momentum that you had (from the previous season) just to get better," Smith said. "I am focused on getting better and better and improving and improving. Because if you are not in it to maximize your abilities, then I feel like you are in the wrong business."

"So, I am just trying to improve and get better and work on my craft, and I am having fun doing it. ... I am trying to be the best player I can be to help this team win as many games and win championships. For me, I'm tight end 1 now, and I'm just going to take advantage of the opportunity I have in front of me and continue to be a workhorse and do what is expected of me."

###



## **REXRODE: RYAN TANNEHILL SHOWS HIMSELF TO BE AN NFL LEADER IN MORE THAN QB RATING**

**BY JOE REXRODE  
THE ATHLETIC  
JUNE 11, 2020**

Ryan Tannehill talks and two notions cross the mind, first that there can't be many quarterbacks in the NFL talking about racism in America like this, and second that Tannehill must be elevating himself as a leader in the Tennessee Titans locker room.

Oh, and a third: Where's this guy when we ask about football?

They're all artificial and miss the point, of course. We don't need to rank NFL quarterback social commentary, though it is nice to hear declarations stronger than "I stand with my teammates" in this time. Leadership is a day-to-day thing that Tannehill demonstrated deftly last season — even with Marcus Mariota still in the room — and yes, reactions from some of his teammates indicate his voice is appreciated. But this dwarfs that. And Tannehill has earned the right to an eyeroll-free press corps every time he utters "control what we can control" or "it's about improving every day in practice" during the 2020 season because of the way he has stepped up to the 2020 story.

This is the white, professional quarterback in Nashville, Tennessee, and he has the ability to reach a lot of people and the conviction to try even though he knows he'll lose some.

"I think the unfortunate thing about it is, if you're a white person you don't have to deal with (racism) on a daily basis and you're not put in those situations," Tannehill said in a Zoom call Wednesday with reporters, the first scheduled interviews with Titans players since the May 25 death of George Floyd at the hands of a Minneapolis Police officer inspired worldwide protests.

"It's easy to just go about your life and not recognize it and not realize how big of a deal it is, how many people it affects on a daily basis. I think with this push, I think more and more people are having an awakening to the reality of the situation and how deep it really is, how many layers of injustice there are to it with the court system, and policing, and just on a day-to-day basis. Like I said, there's so many layers to it. I think that just this push was kind of like the straw that broke the camel's back, right? It's been happening for far too long and finally got to the point where enough is enough."

And as for those who don't like what he has to say: "If there's people that want to push back and go the other direction, that's on them. I'm going to fight for what I believe is right and whatever else happens, happens."

And as for Roger Goodell's improved response to the powerful "Black Lives Matter" video involving several NFL stars and some NFL employees: "I don't know. We'll see where it really goes once this fall starts and things are a little bit different. I hope to think that things are different this time, that guys are going to be heard, that the movement is going to be continued and supported and helped out, but only time will tell."

And as for the league's history on this matter: "Just going back to (2016), the league tried to shut it down because it's trying to protect itself. I think it's to the point where, this time there's so much support that they couldn't do anything from it. The fact that they weren't proactive is disappointing, that they didn't jump on board initially is disappointing, just because, like I said, it's a universal thing that so many guys are affected by. Seems to be there's so much momentum going that millions of people want change and want it now. A little disappointing that it took that, but I guess better late than never, and hopefully that it can continue when games kick off."

OK, so Tannehill's still polite in ripping the league. But how many guys with his job are doing that at all? These aren't "let's stick together while I dodge discomfort as much as possible" responses. These are things Tannehill would not have said a few years ago. He admitted that Wednesday, too.

"I feel like if I would have known now what I knew back then, I probably would have been more vocal and supportive back then," he said. "Do I feel great about that, that I didn't jump fully on board and support initially? No. Do I wish I would have known more and been more supportive back in 2016? Yes, 100 percent, but we all make mistakes. We all have to live and learn and experience to grow, and I feel like I've done a lot of growing over the past four or five years."

So let's go back there, to 2016. Colin Kaepernick is in San Francisco, creating a movement and the backlash that will push him out of the NFL by kneeling during the national anthem to protest social injustice and police brutality. Tannehill is in Miami, throwing to Kenny Stills. Talking to him, too. These are conversations that someone like, say ... let's pick a random NFL quarterback ... Drew Brees may have benefited from having.

Stills, now with the Texans, has been living this, outspoken about it, though he's the son of a retired Marine who asked him not to protest. He told The Undeclared of kneeling in 2016 and through the Donald Trump-inflamed 2017 responses and beyond: "I decided if the league has an issue with us speaking up for our people, it's not a brand I want to be a part of. I had conversations with my agents that said I should wait (to protest). I said if I can't express myself, then I'm OK with not playing."

Here's what should happen before games in 2020: Players who feel compelled to protest should do so, and people should respect it, and the NFL should back off and live with angry fans and consider the

## RYAN TANNEHILL

possibility of new ones, and the discussion around all of it from media and others should not overshadow the issues that inspired the protests. The only thing we can count on is that Stills will kneel. He's also likely to continue serving extensively in the community, going on police ride-alongs and educating white teammates who seek him. Tannehill said Stills told him of an incident in which Stills and his father were pulled over by police and had "everything stripped out of the car for no reason" and strewn along the road.

"I can't imagine being put in that situation and having to deal with that," Tannehill said. "You hear stories like that and then (Stills) gave me a bunch of resources, books that were written, "(The) New Jim Crow," systematic oppression, systematic injustices. Then I just started digging more and more into it as time went on. You go from kind of being naïve to the situation because of the privilege, and my eyes kind of got opened to it. It was really kind of a shock for me. ... A protest has to be able to get attention, spark conversation and inspire change. I had to get past the fact that it wasn't about the flag, it wasn't about the anthem, it wasn't about our country. It was about the injustice and raising awareness and getting people's attention."

He got there. Maybe he can help get others there. It's good to see more white athletes stepping out on this. It's also worth pointing out, not that it should be necessary, that black athletes don't all relish participation at the same level.

The Titans made Kevin Byard and Rashaan Evans available Wednesday as well, and Byard said he supports the protests; doesn't want the message hijacked by more obsession with kneeling; looks forward to a conversation some day with his daughter and hopes "whether it's police brutality or just growing up being black in America, that conversation is a lot better than what it is right now."

Byard also said he's "not trying to run for office, just playing football" when asked about Goodell's response and future decisions, and when he was asked about Tannehill's willingness to speak out, he said: "I've always respected him since I first met him. That's one thing about me, I don't look at guys as race and all that stuff. ... The fact that he's speaking and using his voice to uplift others, black, white or different, whatever, it speaks volumes for his character."

Byard talked about empathy and education, too, and the melting pot "beauty of sports." At the core of this conversation, there's right and there's wrong, but everyone doesn't have to have the same tone or say the exact same things. Tannehill and Byard shared realness Wednesday, and that's as important as anything when you're trying to lead 50 people or maybe a whole bunch more than that.

###

# RYAN TANNEHILL

## **AT LAST, RYAN TANNEHILL CAN APPRECIATE HOW MUCH THE TIDES HAVE TURNED**

**BY DAN POMPEI  
THE ATHLETIC  
JULY 28, 2020**

This is where Ryan Tannehill is now: somewhere near the Gulf Stream in the Atlantic on his boat, Going Deep.

He escapes here, where it's easy to forget what should be forgotten. When he walks into his home, he will be carrying a cooler full of mahi-mahis on ice, and not a worry or care.

This is where Ryan Tannehill is now: throwing a football in the back of his South Florida house with his daughter, Stella, who will be 2 in September. She wants her father all the time, and yells "daddy" anytime she sees a football. And now he's with his son, Steel, 4, explaining why he couldn't take him spearfishing because it's too dangerous. Steel is upset because he wants to be with his dad whenever he can.

"Our kids adore him," says his wife, Lauren, whose girl-next-door sweetness made her one of the bright lights of HBO's "Hard Knocks" during her husband's rookie season.

This is where Ryan Tannehill is now: back at his Nashville home unpacking and preparing for an NFL season. After Tannehill was traded to the Titans in 2019, he and his wife bought a house here after being taken by the city's trendy food, Music City culture, southern hospitality and gentle seasonal changes.

Years ago, before Lauren ever set foot in Tennessee, she told her husband she knew one day they would live in Nashville. But even she didn't envision what would happen in 2019.

Tannehill came off the bench to lead his team to a storybook season. He played in his first Pro Bowl and walked away from NFL Honors with the Comeback Player of the Year award.

Then the Titans chose to re-sign Tannehill instead of pursuing Tom Brady, even though Brady once was a teammate of Titans head coach Mike Vrabel.

Tannehill's contract calls for him to be paid \$37.5 million in 2020, which would make him the fourth highest-paid player in the NFL.

This is where Ryan Tannehill is now: king of his world.

But it wasn't always like this.

On April 26, 2012, the Dolphins chose Tannehill with the eighth pick of the draft. That's when it started to get difficult for Tannehill in Miami.

Expectations for the eighth pick in the draft are high. Expectations are higher for a quarterback than any other player. And they are higher still when it's Miami.

"When you're in Miami, every first-round draft pick gets compared to one guy," said Adam Gase, Tannehill's head coach from 2016-18. "And guess what? Dan Marino ain't walking out there."

Tannehill was the first quarterback the Dolphins selected in the first round since the great Marino 29 years earlier. Through his time there, Tannehill did some impressive things in Miami, like throwing for 4,208 yards in 2015. Only one quarterback in Dolphins history threw for more. The great Marino, however, did it four times, and that was before passing records started falling like autumn leaves.

As the passage of time would have it, the great Marino became a symbol of a better time, a boulevard and a bronze statue.

The great Marino's shadow followed Tannehill everywhere except on his boat. "On the outside,

they could have had high expectations that would have been hard to meet," Tannehill says. "You're aware. People say things to you. But I didn't think about it much."

In his first three seasons, the Dolphins didn't make the playoffs. Tannehill was signed to a contract extension going into his fourth year, which ended with a 6-10 record and the firing of head coach Joe Philbin.

For Tannehill, the change to Gase was invigorating. But the Dolphins lost three of their first four in 2016, and in their next game, a loss to the Titans, Dolphins fans turned on him, furiously booing in the hopes of a change to Matt Moore.

Gase kept believing in his quarterback, and Tannehill subsequently picked it up. The Dolphins won six straight and nine of their last 12 to make the playoffs for the first time in eight years.

The booing, however, left a mark. "It broke my heart," says Lauren, who was sitting in the stands at Hard Rock Stadium that day.

"It toughened me to a point to realize that you can't get confidence from other people," Tannehill says. "Whether they think it's good or bad, don't put too much into what people are saying about you. It definitely hardened me."

In the third quarter of a December game in 2016, Cardinals defensive end Calais Campbell hit Tannehill's plant leg as he threw to DeVante Parker. Tannehill's left knee bent inward, a way in which a knee is not intended to bend.

The ACL was partially torn and Tannehill missed the rest of the season, but no doctor he saw thought surgery was necessary. Through the offseason, Tannehill tested the knee by playing basketball and tennis, and with change-of-direction drills. He never felt instability.

In training camp, he had full confidence in the knee. Ten days in,

# RYAN TANNEHILL

Tannehill scrambled to his right. When he cut to avoid a defender, he felt a click, and his knee gave out. “As soon as it happened, I knew exactly what it was,” he says.

There would be no avoiding surgery for the ACL tear.

He would miss the season, which was unfathomable to him because he had not missed so much as a game since he had an ankle sprain as a college freshman.

“I had some dark times,” Tannehill says of that season. “The hardest thing was not being one of the guys, so to speak. ... I was around the building, in meetings, but I didn’t feel I was fully in. I wasn’t sweating with those guys on the practice field. I wasn’t in the huddle. There is a unity, a relationship that’s built when you are sacrificing together, going through the adversity together. That’s one of the things I love about the game, the relationships you get to build. Being removed from that was the hardest thing about 2017.”

Tannehill came back strong the following season. In the fifth game of the year, he was pressured to his left while trying to set up a deep throw to Jakeem Grant on an outside move. He flipped his hips and threw as hard as he could. After he released the ball, a defender grabbed his arm. He kept playing. The next week, he wasn’t even listed on the injury report.

But five days later, something changed. “He practiced at the beginning of the week and was throwing fine,” Gase says. “All of a sudden, he couldn’t throw the ball on Friday. That was the first we knew anything about it. He had no velocity. It was strange.”

Ryan Tannehill and his wife, Lauren, daughter, Stella, and son, Steel, on their boat, Going Deep. (Courtesy of Ryan Tannehill)

It eventually was diagnosed as a torn capsule in his shoulder — not a common football injury. Doctors

couldn’t say how much time he would have to miss.

When he tried to practice after missing three games, he couldn’t throw more than 10 yards. “It was scary for me,” he says. “I didn’t know how much longer it would be. I finally got to a point where I was training my throwing motion again. I started playing (after missing one more game). I definitely wasn’t 100 percent. But it was enough to play.”

The injuries didn’t change the way Tannehill played. But they changed the way he thought.

“I was able to see things from a removed perspective for the first time,” he says. “It was an outside viewpoint, seeing the ins and outs of what was going on, how certain guys handle things that happen throughout the year. I felt I grew in that aspect, being able to know and relate to guys, from watching as a third party on the wall.”

After the 2018 season, it became apparent Tannehill would not return for a seventh year with the Dolphins. A trade was coming.

All he needed was a team that needed a starting quarterback. There were a few of them. Then the Broncos traded for Joe Flacco, the Redskins dealt for Case Keenum and the Jaguars agreed with free agent Nick Foles.

Tannehill watched and wondered, trying not to worry. “I didn’t have any control,” he says. “I could have driven myself crazy trying to figure it out. But I had to believe God’s plan was the right one.”

On March 15, Tannehill’s phone rang. His caller ID showed it was Dolphins general manager Chris Grier. Tannehill had been traded to the Titans to be the backup for Marcus Mariota — not what he was hoping for.

“Going there as the backup was hard,” he says. “It was something I don’t think you’re ever really prepared for. It sucked honestly. It

sucked losing the position you worked really hard to get.”

In the spring practices on the fields at Saint Thomas Sports Park, Mariota went first, was given the most reps, and threw to the best receivers.

Then Tannehill fed on the scraps.

In meetings, Tannehill wasn’t quite sure how much to say or when to speak. It wasn’t his meeting room, as it had been all those years in Miami.

“He and I talked a couple times in the spring,” Titans offensive coordinator Arthur Smith says. “There were a couple of things he wanted to say (in front of teammates), but he felt it wasn’t his place. He admitted to me it was different for him, but he wasn’t combative about it.”

He never experienced anything like it. When he was beaten out by Jerrod Johnson as a freshman at Texas A&M, he volunteered to move to wide receiver. He excelled at the position before getting his first start at quarterback in the seventh game of his junior year. One way or another, he had always been a starter.

He was conflicted, understandably. It takes balls to be a good starting quarterback. It takes grace to be an understudy.

Tannehill couldn’t even be sure if it was the bridge to becoming a starter again or the beginning of how it was going to be from here on out.

In training camp, Tannehill had the typical struggles learning an offense that most of his teammates already were comfortable with. By the end of camp, though, he was performing with a degree of confidence and decisiveness.

Then the season started, and he was relegated mostly to running the scout team for the Titans’ defense. Practicing like that was difficult, but not as difficult as game day,

# RYAN TANNEHILL

standing on the sideline with neither adrenaline nor purpose.

“I had to bite my tongue and adjust to a different role,” Tannehill says. “I tried to stay true to who I am and what I believe in, working extremely hard, caring about the people around me, building relationships with the guys around me and preparing to take advantage of an opportunity if I was going to get one.”

Tannehill couldn't control his opportunity. But he could control his attitude and his interactions with teammates.

When Tannehill was a younger player, some teammates didn't always want to follow where he was trying to lead. Wide receiver Jarvis Landry admitted he didn't click with Tannehill when they played together on the Dolphins. Others weren't convinced he had what it took.

He bonded easily with wide receiver Kenny Stills, and in 2016, Tannehill asked Stills why he felt so strongly about kneeling during the national anthem. That led to many conversations between them about social justice. Tannehill read some of Stills' book recommendations. He also started talking to other teammates about it.

“I probably was naive to it before, or didn't think about it, didn't understand it,” Tannehill says. “My eyes were opened up to things that were going on for a long, long time. Once your eyes are opened up to it, you see things playing out, and it changes your viewpoint.”

In spring 2019, Tannehill accompanied Stills on a social justice road tour. They traveled around Tennessee in an RV, meeting with organizations and learning about their work, the history of repression and the criminal reform system.

After the killing of George Floyd, Tannehill spoke out on social media. He also appeared in a team video that called for action against

racism, quoting Martin Luther King Jr., Barak Obama and Eldridge Cleaver.

Tannehill didn't do any of that because he wanted better relationships with teammates, but better relationships were a byproduct. “Do some relationships probably deepen, and are you having more in-depth conversations with teammates?” he says. “Yeah. But it's about doing the right thing.”

Nothing speaks louder in an NFL locker room than toughness. Tannehill hangs in the pocket like he's wearing a blindfold. He never used a knee brace after his ACL injury. And when he's carrying the football, he goes at defenders like a bighorn ram.

On a third-and-10 against the Chiefs in November, Tannehill took the snap in the shotgun. His receivers were covered, and he took off. When he got near the first down marker, cornerback Rashad Fenton was waiting for him. Tannehill put his shoulder into Fenton and dragged him 6 yards for a 12-yard gain.

“He's got great leadership skills because he walks it,” Smith says. “He's a tough dude. He'll put it on the line. The guys respect that.”

There is a time to try to bowl somebody over and there is a time to stand down. Smith praises Tannehill for being supportive of Mariota when Mariota was the starter. “That thing could have gone south,” Smith says. “I've been around rooms where that can become toxic, one guy thinks he's playing better than the other one. He handled it well.”

Tannehill hit the town with running back Derrick Henry, carpooled with center Ben Jones and partnered with tight end Jonnu Smith for offseason workouts.

Over time, he learned to treat teammates differently based on who they are. “Is he a tough love kind of guy?” Tannehill says. “Is he a guy you have to pull to the side and have a quiet conversation with? Is he a

guy you want to get on in front of the whole team? I feel my ability to read those situations and learn about people has grown. I've been through a lot now, a lot of ups and downs. I have a lot of experience good and bad that allows me to see things from several perspectives and understand what guys could possibly be going through.”

Through his own struggles, Tannehill became more sensitive to the struggles of others.

After Mariota performed ineffectively in the first six games of the season, Tannehill was given a chance.

Before the first play of his first start in Tennessee, he pulled Jonnu Smith to the side and told him that if the defensive coverage aligned like he expected, Smith would get the ball on his back shoulder. The Chargers played as he suspected, and Tannehill hit Smith on a crossing route for a 24-yard gain.

But according to Arthur Smith, Tannehill started driving the team without “jerking the wheel.” He methodically integrated himself into a system that had already been established. Arthur Smith, meanwhile, molded the offense to use more concepts Tannehill was comfortable with.

Every Friday afternoon after the Titans finished practicing for the week, Tannehill met with Arthur Smith in his office for two to three hours, going over every play and every possibility in the game plan. They looked at contingencies and considered last-minute adjustments.

The point was to make sure Tannehill was thinking like his coach, and it wasn't long before there was an invisible string between them.

The Tannehills visited Universal Studios with Derrick Henry and his girlfriend, Adrianna Rivas, during Pro Bowl week in January. (Courtesy of Ryan Tannehill)



# RYAN TANNEHILL

Tannehill impelled the Titans to seven victories in their last 10 regular-season games and led wins over the Patriots and Ravens in the playoffs. His 117.5 passer rating and 9.6 average yards per attempt were the best in the NFL. His 70.3 completion percentage was the highest of his career.

It wasn't that he was doing anything different from previous seasons. His footwork, his release, his method of reading — all the same. And the reality is he had stretches earlier in his career when he played as efficiently as he did in 2019. But he never played so well for so long.

The quarterback-friendly system helped. The play-action game was a killer because Henry was the best running back, because Tannehill could throw long and because his receivers were reliable and dangerous with the ball in their hands. Rookie wide receiver A.J. Brown led the NFL with an average after-the-catch gain of 8.8 yards.

Everything came together the way he kept hoping it would in each of the previous six seasons. "I watched him work super hard and not get much back from his labor (in past years)," says Lauren, who married Tannehill in January 2012. "It wasn't like he did anything different. But it was like a dream. I kept telling him, 'Pinch me.' We'd win a playoff game, and I'd pick him up at the airport at 2 in the morning or whenever, and we'd be on the way home, and I'd start crying I was so happy for him."

Tears had to be a part of this — tears of discouragement, tears of redemption.

Tannehill couldn't have gotten to where he is without feeling those deep boos vibrating in his sternum, without failing to become the next great Marino.

He couldn't have had the perspective to become a better leader without feeling like an outsider on his own team.

He couldn't have grown the way he has without being given up on by the team that drafted him, and then being embraced by a different group of teammates.

"Am I thankful for the lessons learned and growth that happened because of the hard times?" Tannehill says. "Yes. It's not an all-bad thing. ... Every experience, good or bad, is a learning experience. You aren't able to control a lot of situations you end up in. But how you handle it, how you push through adversity, how you grow, learn, improve, those things are under your control."

Spoken like the 32-year old he is.

Of course, everything is different now. Whereas little was expected in 2019, much is expected in 2020.

The doubters remain, but believers are signing his paychecks. And what else could matter?

"There is always pressure to perform," he says. "I don't feel like it's specific to the contract. The NFL is based on what have you done for me lately, so you need to perform every year, get better every game."

Those hours on *Going Deep*, with nothing but blue around him, helped put it all in perspective.

"I don't want to say he has more love for the game now, because he's always loved it," Lauren says. "But maybe more appreciation. I think he has more appreciation for things."

This is where Ryan Tannehill is now: appreciative of where he is, and appreciative of where he's been.

###

# RYAN TANNEHILL

## **RYAN TANNEHILL KICKS OFF YEAR 2 AS UNQUESTIONED LEADER OF THE TITANS**

**BY TURRON DAVENPORT**  
**ESPN**  
**SEPTEMBER 14, 2020**

NASHVILLE, Tenn. -- When quarterback Ryan Tannehill faces the Denver Broncos on Monday night (10:10 ET, ESPN), he'll return to the scene where his career got a second chance.

A six-year starter for the Miami Dolphins, Tannehill came to the Tennessee Titans in 2019 as a backup. But after starting quarterback Marcus Mariota threw his second interception early in the third quarter of a Week 6 game in Denver, coach Mike Vrabel turned to Tannehill to give him a chance.

Although the Titans didn't win that game, Tannehill never let go of the starting job.

"Ryan was an elite QB in this league not longer than a year ago," former Titans tight end Delanie Walker said last October. "He can take over a team. He can make plays."

With Tannehill at quarterback in 2019, the Titans scored 20 or more points in every game for the rest of the regular season. Their red zone percentage catapulted from 53.3% (19th) to tops in the NFL at 77.3% over that stretch. The Titans rode Tannehill's hot hand -- and some punishing running from Derrick Henry -- all the way to the AFC Championship Game.

After leading the Titans on a deep playoff run, teammates' belief in Ryan Tannehill grew.

Becoming the starting quarterback didn't mean Tannehill was just handed the leadership role. That had to be earned over time. Going into his second season in Tennessee, Tannehill has grown into the role of unquestioned leader of the offense.

"Ryan worked his way in there and played well," Vrabel said. "And then as that comfort level began to grow, he really expanded his leadership and then took off in the offseason. I'd say it's better now than what it was last year. They respond to him."

Learn first, lead later

Tannehill entered the NFL as the No. 8 overall selection by the Dolphins in the 2012 draft. He won the starting job as a rookie and started 88 games for Miami over six seasons. But after signing a six-year, \$96 million contract extension in 2015, Tannehill missed 24 games over the next three seasons with knee and shoulder injuries.

The Dolphins ran out of patience and traded Tannehill along with a 2019 sixth-round pick in exchange for Tennessee's 2019 seventh-round pick and a 2020 fourth-round pick. They even picked up \$5 million of Tannehill's guaranteed \$7 million -- in essence, paying a king's ransom for Tannehill to leave.

The unfamiliar territory of being the backup was an adjustment.

"When you're the starter, there's certain things you're able to do as far as leading," Tannehill said during minicamp last year. "Taking a step back in a leadership role has been probably the toughest role for me."

Tannehill laid low and bit his tongue at times in an effort to "know his role." He observed his teammates so he could uncover the best way to lead them if he got the chance.

"I kind of got to take a backseat, and watch interactions, watch how the guys work, and now have a better idea how to lead them," Tannehill said before starting his first game for the Titans.

Making Tannehill the starter in Week 7 last year was Vrabel's attempt to "get a little spark" for an offense that scored a total of seven points in the two previous games.

Ryan Tannehill celebrated the Titans' come-from-behind win over the Chiefs during the 2019 regular season.

The galvanizing moment for Tannehill came in Week 10 when he approached the huddle with the Titans down by five points at their 39-yard line with 1:21 left to play.

"Let's go win it!" Tannehill said before scrambling for 18 yards to start the drive.

"When we stepped into the huddle, Ryan gave us a call," tight end Anthony Firkser said. "... Ryan was being a great leader keeping everyone poised."

A pinpoint pass to Adam Humphries resulted in a 23-yard touchdown that put the Titans ahead for good. Tannehill ran over a Kansas City Chiefs defensive back to complete the 2-point conversion in the win.

Tannehill showed his leadership through toughness in Week 14 when one of his passes got tipped at the line of scrimmage and intercepted by Raiders defensive lineman Maurice Hurst. Some quarterbacks take cover after an interception to avoid a big hit. Tannehill fought off a block by Raiders defender Dion Jordan and delivered a hard hit on Hurst, a 6-foot-2, 295-pounder, to prevent him from scoring a touchdown.

"He's physically tough. The way he played, he was able to solidify himself as more of a voice," quarterbacks coach Pat O'Hara said of how Tannehill became a leader on the Titans. "The leadership has been excellent. His approach every day is the same guy every day. When you're the same guy every day with how you approach things, not just on the field, you build trust that way."

Leaning on experience to help teammates

The coronavirus pandemic made the usual offseason workouts a challenge, but Tannehill arranged to conduct throwing sessions with

# RYAN TANNEHILL

tight end Jonnu Smith while they were in South Florida. Tannehill also put together throwing sessions with wide receivers when he got to Nashville before camp started. The workouts offered an opportunity to get on the same page.

Tannehill played receiver for two seasons at Texas A&M before switching to quarterback his junior year. He finished with 55 receptions for 844 yards and five touchdowns as a redshirt freshman.

It's safe to say he knows a thing or two about route running.

"You learn throughout your career - some routes, they're going to have more freedom to put their own flavor on it and find a way to get open, and then some routes are more timing routes," Tannehill said. "We've got to be precise. It's just a matter of communicating with those guys and knowing when they have some freedom to put their own flavor on it, get open."

Often after a play, Tannehill will go to the receiver and discuss being more decisive or getting depth on a route.

"He's always talking to receivers, whether it's in meetings or right after the play," Firkser said.

A.J. Brown jokingly said if the receivers aren't where Tannehill wants them to be, he's not throwing them the ball. Tannehill has been a steadying presence for Brown entering his second NFL season.

"He's definitely a leader on the field. He demands what he wants," Brown said during training camp. "You got to be in his right spot and he's going to deliver a good ball. I would also definitely say it's the influence off the field. How he talks to me off the field, in the locker room. Telling me to be a pro because there's a lot of guys looking at me. He's a great leader."

Humphries recalled a time after practice during camp when Tannehill actually demonstrated how a route needed to be run against

a particular coverage. The trust that receivers have in Tannehill allows them to welcome his input.

"He does a great job communicating what he wants in the details of our routes," Humphries said. "As soon as the play is over, he wants to talk about it. Knowing how to approach us and talk is awesome."

"He played the receiver position so he knows the techniques at the top of the route that can create separation. He can relate to us. Having him with that knowledge, being a former receiver, it makes it a lot easier to communicate with him and be on the same page."

New season, new respect

The Titans signed Tannehill to a new four-year, \$118 million deal in March. It capped a remarkable turnaround for a player who was essentially paid to go away by the Dolphins just a year before.

In a powerful example of how strongly the players felt about him, Tannehill was one of the players chosen to talk to the media when the Titans decided not to practice on Aug. 27 because they wanted to draw attention to systemic racism and social injustice.

He was also named one of the team captains by his teammates earlier this week. Now the ninth-year veteran gets the chance to reward his teammates' faith in the same place where his ascent began on Monday night.

"We're going to push each other and try to get our best out of each other," Tannehill said. "I try to hold guys accountable, try to push our guys, push the offense. ... It all works together, and it's my job as a quarterback, as a leader, to push these guys and try to get our best."

###

## RYAN TANNEHILL FOR MVP? ANOTHER COMEBACK, ANOTHER WIN AND A BIGTIME ENDORSEMENT

*BY KYLE TUCKER  
THE ATHLETIC  
OCTOBER 19, 2020*

NASHVILLE — Somebody's got to say it, right? The M-word? Isn't it time, even if it feels odd to do this on the day Derrick Henry had 264 yards from scrimmage and ran for the winning touchdown in overtime? Because Titans quarterback Ryan Tannehill was masterful Sunday, totally poised under pressure again, completed eight passes in 106 seconds to force OT against the Houston Texans. He threw for 364 yards and four scores, and if he ever blinked during a 42-36 shootout with Deshaun Watson, nobody noticed.

OK, so who's going to say it? Might sound crazy coming from anybody else, so we'll let King Henry himself crown Tannehill.

"MVP! MVP!" Henry yelled about his QB. "Let's start the campaign right now. We ain't going to get too high, but MVP, I think he should be in that conversation, definitely."

Nobody is saying Tannehill should be the favorite, because Patrick Mahomes, Russell Wilson, Lamar Jackson and Aaron Rodgers will have something to say about that. But after those four? If you're making a list, a top five? Who else, unless it's Henry, even belongs in the early conversation?

Start with the raw data: Tannehill has completed 69.9 percent of his passes, totaled 14 touchdowns and thrown just two interceptions for the 5-0 Titans. In 15 regular-season starts since he seized the job last fall, he's thrown for 3,966 yards, totaled 40 touchdowns and thrown just seven interceptions. Tennessee is 12-3 in the regular season with him under center. That sure is flirting with MVP-level production, no?

"I don't think you're crazy," said wide receiver A.J. Brown, who caught the score-tying touchdown from Tannehill with four seconds left Sunday. But, "the only thing he cares about is wins. He doesn't care about stats and all that. All he wants to do is win."

Lucky for Tannehill, then, he's really good at influencing such outcomes. Here's where we really dig into that MVP worthiness.

The 32-year-old quarterback whose career was reborn last season after he left the Miami Dolphins — he won NFL Comeback Player of the Year and earned his first Pro Bowl invitation — has directed score-tying or game-winning (or both) drives in four of Tennessee's five wins. Down 14-13 with 3:05 to go at Denver on opening night, he marched the Titans from their own 10-yard line into position for a 25-yard winning field goal. In Week 2, he threw four touchdowns with no picks in a shootout with Jacksonville's Gardner Minshew, then in a tie game with 3:29 left, guided the offense into range for a 49-yard winning field goal.

Week 3 at Minnesota, down 30-28 and starting at his own 19 with 3:42 remaining, Tannehill calmly moved Tennessee to the edge of Stephen Gostkowski's range for a 55-yard winning kick. Oddly enough, Tuesday night's stunning rout of Buffalo was the only "breather," but it came with a depleted roster and very little preparation after a COVID-19 outbreak. So all Tannehill did, throwing to Brown and three undrafted replacement receivers, was produce another four touchdowns without an interception.

"He's the general," Brown said. "He tells us what he wants and he demands what he wants and he delivers a good ball."

That last part, about the good ball, is what so many coaches and teammates mention with Tannehill. He just gives it to guys right where they want it and right when they need it. Be that a bullet while he

stands in the pocket, surrounded by a swarm of pass rushers, knowing he's about to be walloped, or a nice-and-easy soft toss to let a bunch of super-talented teammates do their thing. That's what he did with Brown on the tying TD, and it's what he did with Henry on a gentle lob to the 247-pound freight train in the flat during overtime. Henry rumbled and then raced, 53 yards by the time the ground stopped shaking, to set up the winning score.

"He just keeps delivering," outside linebacker Jadeveon Clowney said of Tannehill. "I think he'll make every pass on the field if you give him time in the pocket. He's a leader. He's always in the building early and staying late. You can see that. That comes from wanting to be one of the best quarterbacks in the league, I think (and) he's surprising me. I was just telling the boys, 'Man, he keeps getting better and better every week.' It's fun to watch."

On outcome-deciding drives at the end of regulation and overtime this season, Tannehill is 21-of-28 for 213 yards passing, guiding the Titans into position for one tying and four winning scores. Mike Vrabel sees "just a control and a calmness" in his QB, the coach said. "You have to have done it with some consistency to be able to build that kind of confidence." The fact Tennessee keeps getting itself into those pinches, largely because its defense can't seem to stop anybody, is a worry for another day. At least this team knows there is always hope if it's close at the end. Rather, something better than hope: belief.

"It's not a situation you want to be in every week," Tannehill said, "but we found ourselves in that situation multiple times throughout the season and there is a ton of confidence and belief in each other that we're going to march the thing down and play our game and finish with a win. Today, for the fourth time, we were able to do that."

Tannehill and the Titans were unflappable even after they blew a near-perfect 14-0 start and 21-10

# RYAN TANNEHILL

halftime lead. Even after starting left tackle Taylor Lewan left with an injury and J.J. Watt blew by his replacement for a blindside strip-sack on Tannehill to set up a Texans touchdown. Even after Tannehill made his one bad throw of the day, a deep shot that was just a tad too deep and got picked off, setting up Houston's go-ahead touchdown drive in the fourth quarter. When the Titans got it back at their own 24-yard line with 1:50 to go, Tannehill told his teammates, "This situation is not new for us; let's just go do what we do."

He completed eight consecutive passes to six different guys for 76 yards, hurried up to the line as the final seconds of regulation ticked down and — with Tennessee out of timeouts — when almost everyone expected a spike to kill the clock, lofted a perfect spiral to the leaping, twisting, toe-tapping Brown. Two of the biggest throws on that drive were to tight end Anthony Firkser, who caught eight balls for 113 yards on a day Jonnu Smith hobbled off early and never returned. Tannehill just works with whatever you give him.

"He's been running our offense with precision," safety Kevin Byard said. "Glad to have him as our franchise quarterback."

It's little wonder why the Titans had faith when, after winning the overtime coin toss, Tannehill called game.

"Let's go win it," he said in the huddle. "And that's what we did."

Ho-hum. Shrug. No big deal, because it just always goes that way with this guy at quarterback. Does that not sound a lot like an MVP? Of course, it helps to have another MVP candidate in the backfield with him — and to have a brilliant young offensive coordinator, 38-year-old wizard Arthur Smith, calling perfectly timed plays. The system certainly helps, and Tannehill does so much damage off play-action because of the respect Henry commands. He never did anything like this in Miami, after all.

But if this keeps up, especially next week against Ben Roethlisberger and the also-undefeated Pittsburgh Steelers, Tannehill is going to find himself seriously in the discussion. Because how many players have truly been more valuable to a franchise than Tannehill since he took over and the Titans took off last season?

"I'm just trying to win games," he said Sunday when asked about the MVP race, just as Brown predicted he would. "Those things will take care of themselves. For me, it's just about going out, performing with my team, leading my team to wins, and playing good football. Like I said, those other things will take care of themselves."

###



# RYAN TANNEHILL

## NO SECRET, NO FLUKE

**BY RYAN TANNEHILL**  
**THE PLAYERS' TRIBUNE**  
**OCTOBER 23, 2020**

"Let's go win it."

That's all I said to the guys before we took the field in overtime against the Texans last Sunday. I didn't need to say anything else. The whole second half had been an emotional roller coaster, and honestly, it was draining. But looking around at the guys in the huddle, I could see that everyone knew what we had to do. We had an opportunity to end it, and we had a common belief and confidence in each other that we could march down the field and finish with a win.

And that's what we did.

I've always said that there's nothing that this team can't handle. That game — and this whole season, really — has been a perfect example of that. It's been a year full of adversity. COVID. Quarantine. Limited practice. Zoom meetings. Games rescheduled. If you would have told me after last season that these would be the kinds of challenges we'd face in 2020, I would have said you were crazy.

But here we are.

And through it all, we're 5–0.

None of the wins have come easy. But if this team has proved anything, it's that we thrive in those types of situations. That's one of the things I love about this group. Adversity doesn't faze us. It excites us. We don't make excuses, and we welcome every challenge.

That's especially true for me. I mean, I wouldn't be where I am now if I hadn't faced so much adversity throughout my career. It brought me here. It made me.

Since coming to Tennessee, I've had a lot of people asking me what I've been doing differently. They assume that I made some big adjustment to my game, like there's

no way that the guy who used to play for the Dolphins could possibly be the same quarterback they're seeing now. I must be a different player. So what had I changed?

The truth is: I didn't do anything different. I didn't change anything.

But that doesn't mean that nothing's changed.

Look, I don't care what your job is. Nobody likes to get demoted. And that's what happened when the Dolphins traded me to Tennessee. I had been the starter in Miami my entire career, and after the 2018 season, when they fired the head coach, I knew I was done there. Nobody explicitly told me that, but it didn't take much for me to read between the lines. I didn't know if I would be cut or traded. I just knew I wouldn't be back.

The toughest part was probably that everything was out of my control. I remember looking around the league and thinking that there were a few teams in the market for a starting quarterback, which I still believed I could be.

Then free agency started, and one by one those spots got filled. And I was just kind of sitting there, helplessly, waiting for something to happen.

When I got word that I had been traded to Tennessee, I knew it was to be a backup. And that was a tough pill to swallow. I remember having some difficult and very real conversations with my wife, Lauren. We never talked like I was done with football, but we did consider the possibility that maybe, moving forward, this was my future — being a backup. That would likely mean moving from team to team, changing cities, moving our family every couple of years ... who knows?

That was a real fear. I mean, how many times do you see a starter go to another team as a backup and then work his way back into a starting role?

I don't know the answer.

All I know is, it's rare.

Lauren likes to make fun of me for being eternally optimistic. She says that I live in an alternate reality where life is always good and everything's going to turn out great. And she's right. I'm the kind of person who likes to look on the bright side of things.

That's the mindset I brought with me to Tennessee.

It was a one-year deal. So even though I knew I was going to be the backup, I was still optimistic that an opportunity would come for me to be a starter again the following year — maybe in Tennessee, maybe somewhere else. I didn't know.

I just had faith.

But it didn't take long for me to realize that I was going to like it in Tennessee.

From the first time I walked into the building, I loved the vibe of the place, the tone that had been set. And that starts with Coach Vrabel. He's a straightforward guy. He's going to say what's on his mind. No sugarcoating. He lets his players know exactly what's expected of them. And if you can't get the job done, he'll find someone else who will.

I love that mentality.

And as I got to know my teammates, it became pretty clear that they had bought into Coach's philosophy. I saw that this was a group of men who love the game, love each other and want to win.

I also saw that they loved their quarterback, Marcus Mariota. I grew to love him, too.

And that leads me to probably one of the biggest adjustments I had to make in Tennessee.

Not being the starter.

I remember my first game in a Titans uniform. It was Week 1 last

# RYAN TANNEHILL

season, on the road in Cleveland. I was in the locker room before the game, and while I was getting dressed, I saw that the guys around me all had their headphones on, getting into whatever zone they needed to get into to perform on the field.

But not me.

I was just ... getting dressed. I wasn't preparing to start. I wasn't preparing to lead.

I was preparing to stand on the sideline.

And be ready.

Just in case.

That was kind of a low moment for me. As football players, we live to compete on Sundays. When I wasn't being asked to do that anymore, it was humbling. And all I could really do was swallow my pride and do whatever I could to get better so I would be ready when an opportunity presented itself. I didn't have any other choice.

In Week 6, I got that chance. I took over for Marcus against Denver, and a few days later, I was named the starter for Week 7. And I'll be honest ... it was a little awkward at first. I had seen how much these guys loved Marcus, and now he was sliding into that support role that I had played for him the first few weeks. It was the kind of situation that — if you don't have the right guys, the right leadership and the right culture — can tear a team apart.

But I think it actually brought us closer together.

Because I knew how much the guys loved Marcus, I didn't come off the bench guns blazing like I was taking over the team. I just took it game by game. I listened to my receivers and we talked about what we were seeing on the field and what we expected from each other. We grew together as an offense and, over time, I earned their respect.

And through it all, we were able to string together a few wins and earn a playoff berth.

When the playoffs came around, a lot of people asked me about the fact that I had never played in a playoff game before. Was I feeling the pressure? Was I worried about my lack of playoff experience? Was I nervous?

What those people didn't realize was that I had basically been playing the equivalent of playoff games all season.

For my job.

When I took over as the starter in Week 7, nobody told me I would remain the starter. Nobody said it was my job to lose. We just took it week by week. So I went into every game knowing that if I didn't play well, Marcus was right there, ready to go. One bad game and it could all be over for me. One loss and I could be out.

And when you've gotten accustomed to basically playing for your football life every week, the pressure of a playoff game doesn't faze you.

Also, I had Derrick Henry to hand the ball off to, and he was heating up down the stretch in a way that I had never seen before.

Derrick is a special player. He has the size and physicality to get the tough yards between the tackles, but if you get him in the open field he also has the speed to take it to the house. And he's the kind of player who wears defenses down. I mean, if he gets to his fourth or fifth step clean, that's 250 pounds coming downhill at you. You might feel good about tackling that in the first quarter. But in the fourth quarter, when you're tired and beaten down ... he's just getting going. So it's like he gets stronger as the game goes on.

He showed that in the playoffs last season.

He made my job easy.

Obviously, we came up short against Kansas City in the AFC championship game, which was tough because we knew we had put everything we had into it. And while we were proud of what we had accomplished, we also knew we had a lot of work to do, and we couldn't wait to get back to it this season.

We know that some people look at what this team did last year as a fluke. And that's fine. The only thing that matters is what the people inside our building think. Last season was a year of growth. But looking back on it now, I think it prepared us perfectly to handle the adversity and uncertainty we've faced this season.

Especially in these last two games.

I mean, the first three games were tight. We had to grit out some tough wins. But when I think about that Bills game ... we had a crazy couple of weeks going into that one.

First, there was finding out that people within our organization had tested positive for COVID. So obviously, the first thing on our minds was those people and their families, wishing them fast and full recoveries. Then there was the uncertainty around our schedule. One minute we're practicing, the next, we're not. It's Zoom meetings and virtual walk-throughs. One game gets rescheduled, another postponed. Next thing you know we're playing on a Tuesday night.

And I'm not criticizing anyone or anything. We were under a lot of heat, too. This is literally a situation that nobody has ever had to deal with before, and we were the first team to really experience it and have it adversely affect us. And I think we'll all get better at handling these types of situations as we move forward, learning as we go.

But the fact that we were able to go out as a team and shake all that off and get a big win against a really tough Bills team — I think that's a testament to this team and our entire organization. I think we took that

# RYAN TANNEHILL

adversity, used it to motivate ourselves, and more than anything, after not knowing if or when we'd be able to play again ... I think we went out there against the Bills and just had fun.

A perfect example is the touchdown run I had at the end of the first half.

Look, we don't have many plays that are designed runs for me. And Art Smith, our OC, doesn't take too kindly to me lobbying for them. But sometimes, when the opportunity to scramble comes up, you just gotta take it. So that's what I did.

It wasn't a very smooth landing on that celebration leap into the end zone, I know. I wish I could have that one back for a do-over.

But that play — and having my teammates embracing me after, and having fans back in the stands and having my wife and kids there — it all kind of came together to exemplify the kind of confidence we're playing with and the fun we're having.

That, and Derrick Henry's stiff-arm.

That was probably one of the meanest stiff-arms I've ever seen. I think when it happened I may have screamed, "Holy crap!"

But that's kind of how this team is. I think we always play with a little chip on our shoulder. But when you take that attitude and that mindset, and you turn us loose to just go out, execute and have fun....

I don't think there's anything this team can't do.

This team, this organization — it's a family. There's no other group of guys I'd rather go to battle with. And I know that whatever adversity comes next, no matter the circumstances, we'll be up for the challenge.

I know we've got a big one this week against Pittsburgh. That's a well-rounded team that rightfully commands a lot of respect. To beat

them, we've got to be at our absolute best.

But that's what we're always striving for. Every day we're just looking to take the next step and reach a level we weren't able to last season. That's what I'm most excited about now: pushing myself and the rest of these guys to do more than what we thought we were capable of.

I guess that's really what changed when I came to Tennessee. I just took the next step in a never-ending growth process. I'm more driven because I've been humbled by my adversity in Miami. I'm a better leader today because of everything I've been through in my career. I'm a better quarterback because of the coaches and players around me. I'm a better husband because Lauren and I grew closer during these crazy couple of years that saw us not only change cities, but also welcome our second child. I'm a better father because now, when I come home from work, I just try to enjoy the madness of life with little kids. My days are filled with football and family, and I absolutely love it.

So there's no one thing that's different. There was no one moment when it all clicked. There's no secret. There's just me, my family, this team and this city, all overcoming adversity and growing together to hopefully accomplish something great.

I think that with this 5-0 start, we're on our way toward that. And whatever adversity comes our way next, I know we'll be ready.

#TITANUP

###

## **AFTER 16 STARTS WITH TITANS, HOW DOES RYAN TANNEHILL COMPARE WITH NFL'S BEST?**

**BY TURRON DAVENPORT**  
**ESPN**  
**OCTOBER 29, 2020**

NASHVILLE, Tenn. -- If you were to make a list of elite NFL quarterbacks, Tennessee Titans signal-caller Ryan Tannehill might not be included.

Tannehill, 32, started his first game for the Titans in Week 7 last season, taking over for Marcus Mariota. Tannehill's magical 2019 season featured a 70.3 completion percentage and a 9.6-yard average per attempt -- both career highs. He joined San Francisco 49ers quarterback Joe Montana (1989) and Sammy Baugh (1945) of the New York Giants as the only passers in NFL history to complete at least 70% of their passes and average at least nine yards per attempt in a single season, according to ESPN Stats & Information.

Tennessee started last season with a 2-4 record but experienced a resurgence after Tannehill took over, leading the Titans all the way to the AFC Championship Game, where they lost to the eventual Super Bowl champion Chiefs. Despite some speculation the Titans would try to woo Tom Brady, Titans GM Jon Robinson was convinced Tannehill should remain their starting quarterback and signed him to a four-year, \$118 million contract in March.

But entering this season, there were still doubts on whether Tannehill could sustain that level of play beyond a 10-game stretch.

The Titans are 5-1, and Tannehill has now started a full season's worth of games with the Titans. The numbers show Tannehill has arguably earned a place among the top quarterbacks in the league.

Coordinator Arthur Smith's offense has allowed Tannehill to showcase

his playmaking ability a lot more than when he was with the Miami Dolphins.

Where Ryan Tannehill ranks

Where does Tannehill stand versus other quarterbacks over the past 16 regular-season games? (Minimum of 10 games played)

"The things that he's being asked to do in this offense are different than what he was being asked to do in Miami," Pittsburgh Steelers coach Mike Tomlin said before facing Tannehill and the Titans in Week 7.

"The way we run our offense helps everybody. It all works together," Tannehill said. "I am thankful to be a part of this scheme. I love working with Arthur [Smith]. He does a great job preparing us and changing things up, keeping defenses trying to adjust."

Tannehill averaged 12.5 interceptions per season when he was with the Dolphins. He has thrown eight interceptions in 16 starts for Tennessee. In 16 starts for the Titans dating to Week 7 last season, Tannehill ranks among the top five quarterbacks in QBR, completion percentage and touchdowns-to-interceptions ratio. Tannehill's 8.85 yards-per-attempt average over that time span is more than any other quarterback.

ESPN analyst and former NFL quarterback Dan Orlovsky believes Tannehill should be considered among the top five quarterbacks in the league.

"His performance and production are," Orlovsky said. "The four main areas you ask are third downs, red zone, the fourth quarter and either execute the scheme flawlessly or go above. He executes at such a flawless level."

It's safe to say Tannehill is effectively executing the Titans' scheme. Tennessee had averaged 16.3 points per game over the first six games in 2019 before Tannehill became the starter. Since he took over in Week 7 last season, The

Titans have averaged 29.5 points per game.

Some of the credit for that will rightfully be directed to running back Derrick Henry. If we include playoff games when looking at the last 16 games Henry and Tannehill played together, Tannehill has 36 touchdown passes and Henry has 2,005 rushing yards. According to the Elias Sports Bureau, Tannehill and Henry are the only teammates in NFL history with at least 30 touchdown passes and 2,000 rushing yards in a 16-game span.

"MVP, MVP," Henry said of Tannehill. "Let's start the campaign right now. We ain't going to get too high, but MVP, I think he should be that conversation, definitely."

Tannehill has become one of the most efficient quarterbacks, especially in the red zone, where he has thrown 27 touchdown passes in 16 games ranks second only to Russell Wilson's 29. In the last 16 games, Tannehill's red zone completion percentage of 77 is tops among all quarterbacks.

But it goes beyond just the personal numbers. As a team, Tennessee has scored touchdowns on 46 of their 55 trips to the red zone in the last 16 games with Tannehill. Their 83.6 red zone touchdown scoring percentage is easily the best in the NFL over that stretch.

The Titans believe they are never out of a game with Tannehill under center. Since taking over last season, Tannehill has led Tennessee to seven game-winning drives in the fourth quarter, which is the most in the league.

"We always had confidence in him," receiver A.J. Brown said of Tannehill. "He tells us what he wants and he demands what he wants so he can deliver a good ball. MVP stuff. I think he's playing really well right now. Like I said with him, the only thing he cares about is wins. He doesn't care about stats and all that. All he wants to do is win."

# KENNY VACCARO

## TITANS SAFETY KENNY VACCARO BECAME A FAN FAVORITE IN NASHVILLE

*BY ERIK BACHARACH  
THE TENNESSEAN  
MARCH 22, 2019*

In the sewers of the Twitterverse, haters and criticizers and doubters run rampant. Anonymity has a way of bringing out the ugliest in people, and Kenny Vaccaro is well aware of it.

But that's precisely why Vaccaro was a bit taken aback these past few months, after the Titans' 2018 season ended and the issue of re-signing the Titans safety was a popular discussion topic among Titans fans. On Twitter, Vaccaro's own supporters-versus-haters ratio was off the charts... in a good way.

"Usually you're going to get at least a couple trolls in there like, 'You suck.' But there wasn't," Vaccaro said on March 14, three days after the team re-signed him to a four-year deal worth \$26 million (with \$11.5 million guaranteed). "Titans fans were great. I couldn't find too many trolls."

So Vaccaro's Twitter feed became a running testament to the phenomenon. He'd retweet all the positive sentiments thrown at him by fans. He also said he was prepared to do the same for any negative jabs taken at him – he just couldn't find any.

"It really wasn't a campaign," Vaccaro said, "like, 'Sign me, sign me, sign me.' I was really like, this is me just retweeting everything I'm getting. There was just no negativity in the tweets."

It was a marvel on a social medium that serves as a home for trolls. But really, it was no wonder Vaccaro emerged as a fan favorite, and no wonder he had throngs of fans clamoring for his re-signing.

There was the crushing hit Vaccaro laid on James White for a loss of three yards on the New England

Patriots' opening play from scrimmage on Nov. 11, a tone-setter of sorts in the Titans' 34-10 pummeling of the Super Bowl champs.

Ty Wurth  
@WurthDraft  
Sheesh Kenny Vaccaro

There was the time when Giants tight end Rhett Ellison laid an impact block on Vaccaro on Dec. 16, causing the safety to lose his helmet but failing to stop him from helping gang tackle running back Saquon Barkley in the Titans' first shutout in 18 years.

Brian Baldinger

✓  
@BaldyNFL  
.@titans defense "Siempre" starts with stuffing the run and when @KennyVaccaro4 loses his "bucket" it doesn't deter him from the mission. #BaldysBreakdowns

There were a ton of those types of instances scattered throughout the 2018 season, when Vaccaro's physicality played a key part in a big defensive play. They added up, and by the time 2019 hit, fans wanted No. 24 back.

The feeling was mutual.

"I wanted to be back, I'll say that," Vaccaro said with a smile during his press conference last week. "It was always an easy decision for me."

Vaccaro first was brought to Nashville on a one-year deal in August. After Johnathan Cyprien went down with an ACL tear in training camp, Titans general manager Jon Robinson brought in Vaccaro as a replacement.

A season later, it's easy to call the move a success.

"I appreciate it. I'm thankful for the opportunity," Vaccaro said. "I want to give a shout out to Cyp, too. He text me yesterday. I'm going to get emotional. Him getting hurt ... He's just a good dude."

Vaccaro stumbled through that unprompted shout out to Cyprien. He clearly wanted to say more, but emotions prevented him from doing so until he was asked again about the player he replaced.

"Him kind of welcoming me with opening arms, being the stand-up class act he is, it's tough," Vaccaro said. "Because he kind of knew. The writing was on the wall after the season, but (at) the same time he's just a great dude. I appreciate the way he handled the situation. (With) a lot of people there's going to be jealousy. There's going to be praying for somebody's downfall almost. But I never felt that (from him). I just appreciate him."

Yet another instance of Vaccaro giving Titans fans a reason to have his back.

"I saw the clip where he kind of got a little choked up yesterday and thought that was really cool," Robinson said. "Kind of speaks to his passion for football and the camaraderie in that room. Kenny's a real passionate football player. We were fortunate that he was available last August when Cyp went down. He did a great job coming in and acclimating himself to our football program and earned it."

###



# KENNY VACCARO

## **TITANS SAFETY KENNY VACCARO WANTS TO MAKE IMPACT ON AND OFF THE FIELD**

**BY JIM WYATT  
TENNESSEE TITANS  
AUGUST 28, 2020**

NASHVILLE – On the football field, Titans safety Kenny Vaccaro lets his pads – and helmet – do the talking.

Off the field, he wants to spend his time talking about something more important than a game.

Vaccaro, in his eight NFL season, started off his video conference call with reporters on Friday by saying he doesn't want to talk about football with media this season.

Instead, Vaccaro wants to use his voice to discuss social injustice, systemic oppression, racism and police brutality following the recent events in our country, from the recent shooting of Jacob Blake by police in Kenosha, Wisconsin to George Floyd's murder by a Minneapolis policeman back in May.

"With all due respect, I'm really not going to talk football when I come into these meetings in light of recent events that have been happening around the country. I just think for me and my platform, my duty is to speak on the things that are happening and that's just my stance. I'm just not going to talk football this year," Vaccaro said.

"I just think football is not the most important thing right now – it is family, it is your brothers in the locker room, it is the systematic oppression, the racial injustices going on. It is bigger than ball."

**Kenny Vaccaro: The Next Step is Taking Action**

On Thursday, the Titans canceled practice and the team spent the day discussing matters as a team. Vaccaro said he wants to join others on the team in making a positive

change in the Nashville community, and across the country.

In emotional pleas on Thursday, Titans safety Kevin Byard and quarterback Ryan Tannehill stood with their teammates to address the subjects of social injustice, racism and police brutality, while vowing to stand together as a team.

"For me, the next step is taking action, getting in the communities and being a shining light, an example," Vaccaro said. "The leaders of the team got together, and we talked about different things we can do, maybe on our off days to show action, to show that we really want change and we are not just talking about it.

"Canceling a practice, we didn't do that because we didn't want to ball out. We did that because we felt it was right to talk about all the different emotions everybody was going through as a team, make sure that we respected everybody and let everybody know that we are a family, and our football team needs to be a shining light to the outside world, and how it needs to be done, how people need to be treated.

**Titans Players Stand in Unity on Social Injustice Issues**

"I don't think sitting out a practice is going to stop police from killing Black men," Vaccaro continued. "I think sitting out of practice allowed us to get together and talk about a plan with our team and put that plan to action and not just skip practice and go home and just miss a day because of things that happened. We spent hours upon hours talking about different ideas and things we can do."

Titans head coach Mike Vrabel on Thursday mentioned the team's plan to "Zoom With a Titan," a way the organization can teach children. Vrabel said he wants to recreate the atmosphere in schools so it's like it is in the building at Saint Thomas Sports Park, one that consists of love, hard work, compassion, equality and accountability.

Vaccaro said he's looking forward to that endeavor, and he's also looking forward to finding other ways the team can make a difference outside of football.

Vaccaro, the father of two young sons, said it's important to influence the youth to make it a better place. Vaccaro said he teared up in a team meeting on Thursday when discussing difficult topics as it relates to social injustices, and his kids.

###

## ISAIAH WILSON: A BIG MAN WITH A BIG FUTURE ON THE TITANS OFFENSIVE LINE

BY JOHN GLENNON  
*THE ATHLETIC*  
MAY 11, 2020

Editor's note: This is the first in a six-part series on the Tennessee Titans' 2020 NFL Draft picks. Joe Rexrode's story on second-round pick Kristian Fulton, a cornerback from LSU, will be published tomorrow.

The car was already packed and ready to roll when Isaiah Wilson, clad in his Poly Prep Country Day School cap and gown, squeezed his diploma and took the first few steps toward his future.

Why wait?

Sure, it had been important to Wilson that he graduate from the prestigious Brooklyn, N.Y., high school. But there would be no time for all-night parties with classmates, no hours spent in joyful reminiscence. Not with offseason football workouts at the University of Georgia, Wilson's college destination, already underway.

So with the temperature sitting at about 60 degrees that early June night in 2017, Wilson and his parents headed south — way south — finishing a journey of more than 800 miles when they rolled into Athens, Ga., at 4 in the morning. The phone calls began three or four hours later. It started with one from an assistant coach, then from a player or two, and finally it was head coach Kirby Smart on the line.

"Hey, we're having a team run," Wilson recalls Smart saying. "We don't expect you to come in and kill it, but we'd like to have you here."

Eager to make a good first impression, the 6-foot-6 Wilson — who weighed more than 380 pounds at the time — pulled on his compression leggings, shorts and T-

shirt and stepped into the heat of a 90-degree day in the Deep South.

His first order of business? Joining new Bulldog teammates in running "110s," the dreaded length-of-the-field sprints used to condition players or, perhaps more accurately, determine what condition players are in. Needless to say, plenty of eyes were focused on the massive Wilson, ranked the No. 5 tackle prospect in the country that year by the 247Sports Composite.

"I remember watching him walk out to join us, and he was huge at that time, just huge," Andrew Thomas, the No. 4 pick in the 2020 draft by the Giants and Wilson's former Georgia teammate, said. "But he comes out there wearing sweatpants or something like that. That was like his 'Welcome to the Georgia heat!' moment. He wasn't used to it, coming from up north."

To his credit, Wilson made the first trip down the field, sweat already pouring off the big man's body. He tried to run a second sprint, too, but it did not go well. In a matter of moments, Wilson walked to the sideline, huffing, puffing and panting in the humid air.

So this is what college football was going to be like?

"To be honest, I was a little nervous he was going to go back home with his parents," recalls Sam Pittman, Georgia's former offensive line coach and now the head coach at Arkansas.

'Sacrifice is an understatement'

This wasn't the first time football had turned Wilson's life upside down.

A few years earlier, Wilson had paid a visit to Poly Prep, where he was charmed by the academics, the athletics and some personal time with Ray Marten, an older Poly Prep student who would go on to play tight end for Boston College.

It was everything Wilson, then in eighth grade, could hope for in a

high school, but he knew he'd have to make changes to attend. One was the hour-long commute he would make from his Canarsie neighborhood in southeastern Brooklyn, which would mean a wake-up call before 6 a.m. He'd also be wearing a mandated uniform every day, a first for Wilson.

But Wilson wasn't the only one sacrificing. There was the matter of school tuition — about \$40,000 per year at the time — that had to be covered. A good chunk would be picked up by Wilson's need-based scholarship. But the remainder meant extra hours of work for Wilson's mother, Sharese, who manages care for at-risk students in New York, and his father, Merrell, who works in construction.

"Sacrifice is an understatement for what they did — just different things all over the place," Wilson said. "Things like that you get to see as a kid, and you understand what they're doing for you. You appreciate it."

It took just one look at Wilson for the Poly Prep football coaches to realize they had a special prospect on their hands. Current head coach Kevin Fountaine, then an assistant, had never seen any high schooler as big as Wilson, which is saying something considering the school had produced its share of big-time football prospects. Fountaine used Wilson on both sides of the line and sometimes — just for fun — he let the big guy carry the football into the end zone on short-yardage situations.

"Even though it's hard at 300-something pounds to have a high motor on every single play, you can see when you watch some of the offensive cutups that he was just wrecking defenses," Fountaine said. "He wrestled his freshman year, too, before he got too big and didn't have a weight class. If you're going to wrestle, it shows you're a tough guy to get on the mat. He didn't have to do that. He chose to."

SpongeBob and the elves

# ISAIAH WILSON

College coaches began flocking to Brooklyn to see Wilson during his junior year. Pittman recalled his first visit to Poly Prep, which occurred at a time when recruiters could only talk to high school coaches, not the prospects themselves. Pittman, however, did not need a formal introduction to identify Wilson.

“I don’t know if I’d ever seen anybody look like that,” Pittman said. “So I was thinking to myself, ‘Well, we’re on the right guy.’”

Wilson never let all the attention overwhelm him, however, as the fun-loving side of his personality remained intact. Through much of high school, the physically imposing Wilson hauled around a SpongeBob SquarePants bookbag, which eventually earned so much notoriety that *The New Yorker* magazine included it as No. 37 in its annual feature, “Reasons to Love New York.”

“‘SpongeBob’ is definitely still my favorite show,” Wilson said. “It’s just really funny. And there’s a lot of life lessons in it, so it could never get old. I love cartoons in general. They keep you young, keep you playful, keep you joyous.”

And when it came time to make his college selection — choosing from among a final three of Alabama, Georgia and Michigan — Wilson did so in typically unconventional fashion. Instead of holding his own news conference, he announced his decision as part of his high school’s Christmas performance assembly. More than 10,000 people were viewing the live Facebook feed, waiting on Wilson, who ended the suspense when a pair of students — dressed as elves — brought him a Georgia baseball cap to wear.

“That is his personality — he’s been that way as long as I can remember,” Sharese Wilson said. “He’s pretty much been the one (of my sons) that’s the friendliest, most fun-loving. He just keeps everyone smiling.”

‘I think he’s very tough’

It was months later that Wilson found himself on the sideline of a Georgia practice field, gasping for air after a single 110-yard sprint with his new teammates.

“I was overheating, tired, out of breath, whatever you want to call it,” Wilson recalled with a chuckle. “I think I almost died out there. Really, though, it was a funny experience, a fun memory.”

The fact Wilson struggled wasn’t much of a surprise given the circumstances: a few hours of sleep after an all-night drive from New York, the intense Georgia heat and too many pounds of baby fat still on his massive frame.

Still, it proved to be one indication that Wilson, despite his lofty recruiting rankings, might not be ready for SEC football. So with Georgia loaded with talent on the offensive line, the decision was made that he would redshirt. It was a gut-punch at the time for Wilson, who’d been so dominant during his high school days in New York. But he rebounded quickly, realizing the move was probably best for his long-term development.

“When Coach told him, it took him about a week just to get his mind right,” Thomas said. “But then he came back, put his head down and understood he had a learning curve and you work hard to get over it. He didn’t pout. He was on the sideline pumping up the team, excited to see his brothers doing well.”

The redshirt year paid clear dividends. He transformed his body, dropping 43 pounds to a more suitable 340. He improved his technique and his pad level, the kind of things he didn’t have to worry about while overpowering much smaller opponents in high school. He adjusted through practice to the speed of SEC football, the closest competition to NFL.

By Wilson’s redshirt freshman season in 2018, he was the starting right tackle. By year’s end, he’d earned the offense’s co-most improved player award. By the end

of the 2019 season, Wilson had taken another step forward, earning second-team All-SEC honors by the Associated Press. Not too shabby considering the conference’s two first-teamers — Thomas and Alabama’s Jerrick Wills Jr. — were top-10 overall picks last month.

“You knew he was going to get better because he was so talented and so big,” Pittman said. “His technique got better, and so did his body positioning and his hands. All those things will still continue to improve.

“But there are two things I really like about him. I think he’s very tough. He’ll play beat up a little bit. The other thing is that he works extremely hard. Those two things will benefit him as his career continues.”

Viral draft moment

Which brings us to draft night, when the Titans chose Wilson with the 29th overall selection, intent on adding a rough, tough mauler at right tackle to eventually replace former All-Pro Jack Conklin.

But the reason many will long remember the pick? The reaction in the Wilson household — and the reaction to the reaction.

When his name was announced on ESPN, an emotional Wilson pulled a Titans cap down over his face and started to cry. His fiancée, Grace, already sitting in his lap, leaned over top of Wilson, put her arms around his neck and hugged him, effectively blocking the ESPN cameras that were trained on him.

That didn’t go over well with Sharese Wilson, who at first tapped Grace on the shoulder, then physically lifted her off of Wilson’s lap. Sharese Wilson’s hand can be seen moving up and down afterward, as if she might have been lecturing Grace. Needless to say, the moment turned into a viral video.

“I did get quite a few calls from friends on that,” Sharese Wilson said with a laugh. “It’s funny

# ISAIAH WILSON

because that little clip, we couldn't see it at all (while it was happening) because we were kind of following along with ESPN.

"But in our minds, we were just like, 'The cameras are rolling, so let's get everybody out of the way' so that Isaiah — we knew they would pan to Isaiah — would talk about his reaction or they're going to catch him crying or whatever it is. What ended up happening is they were rolling when we were trying to clear out."

Wilson says he finds the video funny in retrospect but believes it received extra attention because nothing else was going on in the sports world at the time.

"At the end of the day, the draft was the biggest spectacle of the quarantine," Wilson said. "Everyone was tuned in, waiting to get something to harp on to put on social media because people are bored."

"It is what it is. Everyone is in the house; nobody can do anything. People were bored and jumped at some funny content. I mean, my family is doing great. We're all smiles over here."

Added Sharese Wilson: "Yeah, I think that's quarantine. There's not enough to talk about, so maybe some folks had to create a little something because they don't have anything else to talk about right now."

'A really high ceiling'

Now, a few weeks later, Wilson is preparing for his transition to the NFL.

Just when he'll be able to take the field for his first practice is anyone's guess due to the COVID-19 restrictions. But the prospect of the 6-foot-6, 350-pound Wilson mowing down defenders in front of Derrick Henry has to be tantalizing for Titans fans and teammates. And keep in mind: Wilson played only two seasons of college football, turning pro after his redshirt

sophomore year, and has yet to reach his full potential. Most scouting reports noted that Wilson's game is still a bit raw, something that should change in time.

"I think that's fair to say, and I think he'll tell you that," Pittman said. "But he's got a great willingness to work. He has the talent to do that, and he'll be coached up and all those things. So I think his future is very, very bright."

Added Thomas, his former linemate: "I know Tennessee runs the ball really well there, and that's kind of what our offense was built on at Georgia. So it's a really good spot for him. He's definitely built for running the ball and that zone scheme. I think he has a really high ceiling. The more he plays, the better he's going to get."

Wilson is looking forward to joining his new Titans teammates and is eager to learn from veterans such as Rodger Saffold, Taylor Lewan, Dennis Kelly and, of course, fellow Georgia alum Ben Jones. He wants to soak in their experience, the nuances of the game, such as where the vets place their hands in pass protection and how they gain leverage on defenders during running plays.

"A few of them have already reached out to me, just kind of extending the hand," Wilson said, "just telling me this is a brotherhood and if you need anything once you get here or if you need a place to work out, do it with me. I definitely appreciated it, and when I get to Nashville, they're probably going to regret those texts because I'm going to be blowing up their phones all the time."

But that's not to say anyone should be worried about Wilson as he prepares for the pros.

That overwhelmed youngster who not all that long ago couldn't even make a second sprint down the field at his first workout? He's a far different person these days, in body and spirit.

"I think mentally I'm kind of locked into what I am now, what I like to do, how I like to play, what I'm good at, things like that," Wilson said. "That's kind of how I hold myself, and on being tough, being comfortable while being uncomfortable."

"I figured a lot of things out about myself and what drives me. So you learn how to be OK after two hours of running when you're thinking, 'I don't know if I can run another sprint.' But you have to run another sprint. So you do it."

###

**TITANS TOP PICK: 'I AM  
GEORGE FLOYD'**

**BY DAVID BOCLAIR**  
**SI.COM**  
**JUNE 2, 2020**

At 6-foot-7, 340 pounds, Isaiah Wilson is someone who stands out in a crowd.

In a thoughtful and poignant social media post Sunday, however, the 21-year-old Tennessee Titans first-round draft pick, expressed the feeling that he is as anonymous as another African American when viewed through the lens of racism.

Wilson joined many other professional athletes in the U.S. and across the world with a public reaction to the death of George Floyd last week in Minneapolis and the protests – peaceful and violent – that have taken place across the country in recent days. Floyd died while in police custody, and videos recorded by bystanders showed one of the arresting officers knelt on the back of his neck for nine minutes while Floyd complained of difficulty breathing.

“My heart hurts because I am George Floyd,” Wilson wrote. “When I take off the uniform and I’m no longer on the field I am George Floyd. My family is George Floyd. My friends are George Floyd. If you don’t understand the sentiment practice empathy and think about if your family/friends didn’t survive a police encounter for drinking a beer too young. (I’m) not political. (I’m) for humans. A balanced equilibrium where we are all the same. Please be safe during this trying time.”

Isaiah “Panda” Wilson



@\_LayZay\_

[View image on Twitter](#)

Wilson was raised in Brooklyn, N.Y. and spent the past three years at the University of Georgia. The Titans selected him with the 29th

pick in the 2020 NFL Draft with the idea that he will be their starting right tackle for years, possibly as soon as this fall.

“I want to become most polished player that I possibly can,” he said on draft day. “I think I have a lot of physical gifts and I’ve put a lot of things on tape, and if I refine those things and polish those things, I can be a great player for this organization. That’s my goal.”

Based on his latest comments, he has a chance to be a team spokesman as well.

###



## **BATTLING IS IN LOGAN WOODSIDE'S BLOOD; THE TITANS BACKUP QB WON'T GO AWAY**

**BY KYLE TUCKER  
THE ATHLETIC  
AUGUST 27, 2020**

NASHVILLE — Pat O'Hara laughed like a guy who has had both a nagging dermatological irritation and worked with Logan Woodside for parts of the last three seasons. The Tennessee Titans' quarterbacks coach let out a cackle that suggested the analogy was spot-on when he heard how Woodside's high school coach described the 25-year-old QB.

"He's like a bad rash," said Chris Tracy, who coached Woodside at Franklin County (Ky.) High. "He just won't go away."

Both Tracy and O'Hara mean that as a genuine compliment about a guy without a single regular-season NFL snap to his credit who is still somehow heading into his third consecutive September with the Titans. It's always kind of been this way with Woodside and football. At every level, he's been the second (or third) choice initially, the guy who was supposed to just give it up, but refused to accept that.

"It's made him really mentally tough, which is a trait you have to have when you play quarterback in the NFL," O'Hara said. "There's a lot of different things that come at you and it's a critical position that is criticized. He's really battled and earned everything he's gotten over the years, and all of those things make him who he is now, which is a tough, competitive guy who works extremely hard and now he's put himself in position to compete to be our backup."

Woodside's bio doesn't really read like that of an underdog. He threw for 5,511 yards, ran for 845 yards and totaled 86 touchdowns in two seasons at Franklin County. He was Mid-American Conference Offensive Player of the Year in

2017, became Toledo's career record-holder for passing yards (10,514), touchdowns (93) and quarterback efficiency rating. He was an NFL Draft pick in 2018, starting AAF quarterback in 2019 and the Titans' clear No. 2 QB entering camp this summer.

But look closer. His first high school coach moved him to running back, so he transferred into Tracy's program — and still had to fight off a returning senior starter to win his first quarterback competition. After struggling to get Power 5 schools to notice the 6-foot-1 QB, he was finally in line to be the man at Toledo before Phillip Ely transferred in from mighty Alabama and beat him out in preseason — twice. The euphoria of being selected in the seventh round by the Cincinnati Bengals, a franchise 80 miles from where he grew up in Frankfort, Ky., vanished when he was arrested for DUI, struggled on the field and was cut in the preseason.

He wasn't even the first quarterback the San Antonio Commanders selected in the AAF draft. Or the second. He was the third choice at his position for a start-up minor league franchise. But it could've been worse. For about a month between the Bengals and Commanders gigs, he worked at an L.A. Fitness in Cincinnati, allegedly selling memberships but mostly trying not to be recognized by anyone and "figuring out how to get myself back playing football somewhere, anywhere," Woodside said. "I realized that working a regular job was not something I wanted to do for the rest of my life. I was about as miserable as you could be. I had such an unbelievable opportunity, and I didn't take full advantage of it. That's something I look back on now as a big mistake, but one that I've really learned and grown from."

For once in his football-playing life, Woodside had allowed himself to believe he'd arrived once he got drafted. Tracy said his former pupil was back home that summer bragging about which flashy car and

other extravagant things he planned to buy with his NFL riches. For just a moment, he let go of the scratch-and-claw mentality that had gotten him there, and it almost cost him a shot at professional football.

"I prayed for him quite a bit during that time — and I told him that," Tracy said. "You're a 21-year-old kid and people are telling you how good you are and you just got drafted and you're dreaming about all the ways you're going to spend all that money. And I can't tell him, 'No, you're not. That's not how it's going to work.' Because I'm just another dumb old guy if I say that. But he wasn't focused. He was worried about the other stuff too much. It makes you realize, because Logan has a great family and great network of support, how hard it must be for kids who don't have that behind them when people start throwing money at them and telling them how great they are. I saw Logan after the Bengals cut him and told him my prayer for him: That he get his mind right so his ability can take over and he can show everybody what he can do."

The AAF afforded a refocused Woodside exactly that opportunity. He beat out the other two QBs, including former North Carolina star Marquise Williams, and completed 58 percent of his passes for 1,385 yards, with 10 touchdowns/2-point conversions and eight interceptions in eight games before the league folded. He approached that season like an extended NFL preseason, a chance to put something on film and prove he can run an offense against other pros if asked. He got a chance to back that up in actual NFL games last fall, when the Titans, who'd signed him to their practice squad briefly in 2018, brought him to camp.

Woodside rose to the occasion again, completing 60.5 percent of his passes for 539 yards, four touchdowns and no picks in four exhibitions. With both Ryan Tannehill and Marcus Mariota on the roster, though, he was relegated to the practice squad. There, after

# LOGAN WOODSIDE

suffering a season-ending injury, is actually where Woodside impressed his coaches and teammates most. He stuck around the facility, stayed in meetings, refused to disconnect from the offense and tried to learn all he could while rehabilitating his throwing arm. Offensive coordinator Arthur Smith noted that Woodside is “consumed by” preparation.

“He’s very inquisitive. Last year, he asked a lot of great questions and I feel like he grew a lot, even though he wasn’t out there practicing with us,” said Tannehill, a freshly minted \$100 million man, fresh off an AFC title game appearance and secure in his starting job. “I felt like he really got a lot out of last year and so far he’s carrying that into 2020. He loves the game, he loves preparing, he loves everything about it. I love playing with guys like that, who enjoy the grind, the daily grind, the preparation, the hard work.”

That’s all the stuff that saw Woodside enter camp this year as the obvious favorite to be Tannehill’s backup. He and rookie seventh-round pick Cole McDonald were the only other quarterbacks on the roster after Mariota moved on to the Raiders. And while Woodside didn’t necessarily look sharp in early practices, he looked easily sharper than the new guy. But then Tennessee sent the new guy packing last week and brought in veteran Trevor Siemian, who owns 25 career starts and ran a similar offense to the Titans’ while in Denver. Just like that, making his first 53-man roster became a much taller order for Woodside.

He did not blink, of course, because this is exactly how it’s always been.

“We’ve challenged him in a lot of ways and he’s always responded well,” O’Hara said. “It doesn’t faze Logan. That’s not his makeup. I’m not concerned about when you bring another guy in how he’s going to react. I don’t think it affected him at all.”

In fact, Woodside has been the sharper of the two in their first week

of competition. Siemian is still acclimating to his new team, to be fair, but Woodside’s throws have been more accurate and more on time — especially on Monday when most of the veterans got a day off from practice and coaches took a long look at their second and third strings. Siemian threw one ugly interception and should’ve had another, while Woodside slung several strikes and had no catastrophic errors. He looks like a guy who has complete grasp of the offense now and can command the huddle.

“Doesn’t surprise me one bit,” Toledo coach Jason Candle said. “The competitive spirit of that young man has always been at the forefront, very obvious to anyone who has ever interacted with him. We had to tell that guy twice here that he wouldn’t be the starting quarterback. A lot of people would bail on you in that situation, transfer and leave. We told him there were still a couple things he needed to work on to achieve the career he wanted, and he could’ve pouted about that, but instead he took the coaching and made use of his time to steadily improve. By the time he left, he might’ve been the best ever to play here.”

Woodside first lost his job to Ely, the former Crimson Tide QB, before the 2014 season. When Ely tore his ACL in Week 2, Woodside stepped right in and led the Rockets to eight wins as a sophomore. The next summer, though, he lost the job again to Ely and decided to take a redshirt season. During that year “off,” he did something that stuck with his coach.

“If the starter gets hurt, you have to play because you give us the best chance to play. But if he doesn’t, you’re redshirting. So it’s a tough spot. You really need to know the offense, so you really need to be working with the first- and second-team offense in practice,” Candle said. “But he wanted to go compete and work with the scout team so that he could get our defense better for games. He thought that was how he could help us the most. We agreed

to let him do that if he agreed to come in on his own time and prepare for the game plan to run our offense if we needed him. So really, he might’ve done more work than anyone on our team that year. He found a way to lead us even when he wasn’t in the main spotlight.”

And now here he is again, the guy who just won’t go away. Another new challenger to this dream that absolutely has an expiration date.

He figures he was down to his last chance before shining in the 2019 preseason. Titans coach Mike Vrabel said “these guys all know you’re only going to get so many shots in this league and you’ve got to take advantage of it before it passes you up.” Woodside realizes that even a bad rash eventually disappears. Until then, he hopes to just keep scratching where Tennessee itches.

“I never wanted anything to be easy for me, and it definitely hasn’t been,” Woodside said. “I think I’ve gained their trust, that I’m somebody who can come in the building every day on time and ready to work, just buying into what they’ve set (as the culture) for this franchise, and when called upon, go out and execute. One thing I’ve learned in this league is if you’re not coming in each and every day ready, then you’re going to be gone.”

It says everything you need to know about Woodside, then, that he’s still here.

###



# **ABRIDGED HISTORY**

*Updated through November 30, 2020*

*The non-abridged history is available  
in the 2020 Titans Media Guide*



## 2018 SEASON (9-7 REGULAR SEASON, 0-0 PLAYOFFS) • 3RD PLACE AFC SOUTH

DATE	OPPONENT	SCORE	W/L	ATT
Sep. 9	at Miami	20-27	L	65,184
Sep. 16	HOUSTON	20-17	W	62,372
Sep. 23	at Jacksonville	9-6	W	64,015
Sep. 30	PHILADELPHIA	26-23*	W	69,013
Oct. 7	at Buffalo	12-13	L	68,202
Oct. 14	BALTIMORE	0-21	L	64,441
Oct. 21	at L.A. Chargers	19-20	L	84,301
Nov. 5	at Dallas	28-14	W	90,466
Nov. 11	NEW ENGLAND	34-10	W	69,363
Nov. 18	at Indianapolis	10-38	L	57,401
Nov. 26	at Houston	17-34	L	71,826
Dec. 2	N.Y. JETS	26-22	W	60,904
Dec. 6	JACKSONVILLE	30-9	W	60,344
Dec. 16	at N.Y. Giants	17-0	W	74,538
Dec. 22	WASHINGTON	25-16	W	60,746
Dec. 30	INDIANAPOLIS	17-33	L	68,978

\* Overtime

	TITANS	OPP
<b>Total First Downs</b>	<b>289</b>	<b>298</b>
Rushing	106	98
Passing	156	182
Penalty	27	18
3rd Down: Made/Att	82/205	75/205
3rd Down Pct.	40.0	36.6
4th Down: Made/Att	7/12	11/20
4th Down Pct.	58.3	55.0
<b>Possession Avg.</b>	<b>29:28</b>	<b>30:02</b>
<b>Total Net Yards</b>	<b>4,998</b>	<b>5,334</b>
Avg. Per Game	312.4	333.4
Total Plays	938	1001
Avg. Per Play	5.3	5.3
<b>Net Yards Rushing</b>	<b>2,023</b>	<b>1,863</b>
Avg. Per Game	126.4	116.4
Total Rushes	454	429
<b>Net Yards Passing</b>	<b>2,975</b>	<b>3,471</b>
Avg. Per Game	185.9	216.9
Sacked/Yards Lost	47/280	39/248
Gross Yards	3255	3719
Att./Completions	437/293	533/337
Completion Pct.	67.0	63.2
Had Intercepted	12	11
<b>Punts/Average</b>	<b>75/46.4</b>	<b>71/46.1</b>
Net Punting Avg.	75/41.7	71/39.4
<b>Penalties/Yards</b>	<b>82/727</b>	<b>120/984</b>
<b>Fumbles/Ball Lost</b>	<b>18/6</b>	<b>14/6</b>
<b>Touchdowns</b>	<b>34</b>	<b>32</b>
Rushing	15	9
Passing	16	21
Returns	3	2

BY PERIODS	1	2	3	4	OT	PTS
<b>Team</b>	<b>76</b>	<b>58</b>	<b>69</b>	<b>101</b>	<b>6</b>	<b>310</b>
<b>Opponents</b>	<b>70</b>	<b>105</b>	<b>63</b>	<b>62</b>	<b>3</b>	<b>303</b>

SCORING	TD	RU	PA	RT	PAT	FG	S	TP
Succop	0	0	0	0	28/31	26/30	0	106
Henry	12	12	0	0			0	72
C. Davis	4	0	4	0			0	24
J. Smith	3	0	3	0			0	18
D. Lewis	2	1	1	0			0	12
Mariota	2	2	0	0			0	12
Sharpe	2	0	2	0			0	12
Stocker	2	0	2	0			0	12
Brown	1	0	0	1			0	6
Butler	1	0	0	1			0	6
Cruikshank	1	0	1	0			0	6
Firker	1	0	1	0			0	6
Jennings	1	0	0	1			0	6
Pruitt LG	1	0	1	0			0	6
Pruitt TM	1	0	1	0			0	6
Taylor	1	0	1	0			0	6
<b>Team</b>	<b>34</b>	<b>15</b>	<b>16</b>	<b>3</b>	<b>28/31</b>	<b>26/30</b>	<b>0</b>	<b>310</b>
<b>Opponents</b>	<b>32</b>	<b>9</b>	<b>21</b>	<b>2</b>	<b>31/32</b>	<b>26/29</b>	<b>1</b>	<b>303</b>

2-Pt Conversions: TM 0-1, OPP 0-0

FUM/Lost: Mariota 9/2, Jackson 3/1, Batson 1/0, C. Davis 1/0, Henry 1/1, D. Lewis 1/1, J. Smith 1/0, Taylor 1/1

RUSHING	No	Yds	Avg	Lg	TD
Henry	215	1,059	4.9	99t	12
D. Lewis	155	517	3.3	36	1
Mariota	64	357	5.6	27	2
Davis	6	55	9.2	39	0

PASSING	Att	Cmp	Pct	Yards	Yds/Att	TD	Int	Lg	Sk/Yds	Rating
Mariota	331	228	68.9	2,528	7.64	11	8	61t	42/243	92.3
Gabbert	101	61	60.4	626	6.20	4	4	35	5/37	74.9
Henry	3	2	66.7	14	4.67	0	0	8	0/0	77.1
Byard	1	1	100.0	66	66.00	1	0	66t	0/0	158.3
Jennings	1	1	100.0	21	21.00	0	0	21	0/0	118.8
<b>Team</b>	<b>437</b>	<b>293</b>	<b>67.0</b>	<b>3,255</b>	<b>7.45</b>	<b>16</b>	<b>12</b>	<b>66t</b>	<b>47/280</b>	<b>89.8</b>
<b>Opponents</b>	<b>533</b>	<b>337</b>	<b>63.2</b>	<b>3,719</b>	<b>6.98</b>	<b>21</b>	<b>11</b>	<b>75t</b>	<b>39/248</b>	<b>88.4</b>

Fluellen	4	16	4.0	13	0
Sharpe	1	16	16.0	16	0
Jennings	1	2	2.0	2	0
Batson	1	1	1.0	1	0
Gabbert	6	0	0.0	1	0
Stocker	1	0	0.0	0	0
<b>Team</b>	<b>454</b>	<b>2,023</b>	<b>4.5</b>	<b>99t</b>	<b>15</b>
<b>Opponents</b>	<b>429</b>	<b>1,863</b>	<b>4.3</b>	<b>97t</b>	<b>9</b>

RECEIVING	No	Yds	Avg	Lg	TD
C. Davis	65	891	13.7	51	4
D. Lewis	59	400	6.8	37	1
Taylor	37	466	12.6	55	1
Sharpe	26	316	12.2	28	2
J. Smith	20	258	12.9	61t	3
Firker	19	225	11.8	28	1
Stocker	15	165	11.0	31	2
Henry	15	99	6.6	21	0
Jennings	11	101	9.2	36	0
Pruitt	9	102	11.3	27	1
Batson	8	82	10.3	26	0
Walker	4	52	13.0	16	0
Matthews	3	11	3.7	4	0
Cruikshank	1	66	66.0	66t	1
Mariota	1	21	21.0	21	0
<b>Team</b>	<b>293</b>	<b>3,255</b>	<b>11.1</b>	<b>66t</b>	<b>16</b>
<b>Opponents</b>	<b>337</b>	<b>3,719</b>	<b>11.0</b>	<b>75t</b>	<b>21</b>

INTERCEPTIONS	No	Yds	Avg	Lg	TD
Byard	4	1	0.3	1	0
Butler	3	90	30.0	56t	1
Jackson	2	7	3.5	7	0
Brown	1	22	22.0	22t	1
Vaccaro	1	0	0.0	0	0
<b>Team</b>	<b>11</b>	<b>120</b>	<b>10.9</b>	<b>56t</b>	<b>2</b>
<b>Opponents</b>	<b>12</b>	<b>219</b>	<b>18.3</b>	<b>54</b>	<b>2</b>

PUNTING	No	Yds	Avg	Net	TB	In	Lg	B
Kern	74	3483	47.1	41.7	3	39	62	1
<b>Team</b>	<b>75</b>	<b>3483</b>	<b>46.4</b>	<b>41.7</b>	<b>3</b>	<b>39</b>	<b>62</b>	<b>1</b>
<b>Opponents</b>	<b>71</b>	<b>3275</b>	<b>46.1</b>	<b>39.4</b>	<b>12</b>	<b>27</b>	<b>68</b>	<b>0</b>

PUNT RETURNS	No	FC	Yds	Avg	Lg	TD
Jackson	16	9	148	9.3	26	0
Matthews	4	0	38	9.5	18	0
Williams	4	1	47	11.8	38	0
Batson	3	1	4	1.3	5	0
<b>Team</b>	<b>27</b>	<b>11</b>	<b>237</b>	<b>8.8</b>	<b>38</b>	<b>0</b>
<b>Opponents</b>	<b>33</b>	<b>16</b>	<b>296</b>	<b>9.0</b>	<b>51</b>	<b>0</b>

KICKOFF RETURNS	No	Yds	Avg	Lg	TD
Jennings	22	698	31.7	94t	1
Cruikshank	1	39	39.0	39	0
<b>Team</b>	<b>23</b>	<b>737</b>	<b>32.0</b>	<b>94t</b>	<b>1</b>
<b>Opponents</b>	<b>25</b>	<b>696</b>	<b>27.8</b>	<b>102t</b>	<b>1</b>

FIELD GOALS	1-19	20-29	30-39	40-49	50+
Succop	0/0	5/6	13/13	5/7	3/4
<b>Team</b>	<b>0/0</b>	<b>5/6</b>	<b>13/13</b>	<b>5/7</b>	<b>3/4</b>
<b>Opponents</b>	<b>0/0</b>	<b>6/6</b>	<b>8/9</b>	<b>8/8</b>	<b>4/6</b>

**TEAM/Succop:** (47G,53G)(42G,31G)(39G,48N,36G,28G)(42G,33G)(25G,54G,39G,50G)()(28G,33G,51N)(28N)(33G,31G)(42G)(31G)(24G,33G)(33G)(48N,22G)(42G,33G)(38G)  
**OPP:** (27G,30G)(54N,34G)(46G,38G)(27G,30G,37G)(40G,46G)()(29G,28G)(38N)(52G,52N)(22G)(43G,47G)(54G,34G,43G,39G,39G)()/(50G,40G,46G)(53G,25G)

**SACKS**  
 Casey 7, Brown 6, Landry 4.5, Woodyard 4.5, Ryan 4, Correa 3.5, Byard 2, Vaccaro 2, Finch 1.5, Orakpo 1.5, Butler 1, Johnson 1, D. Morgan 0.5  
**Titans 39, Opponents 47**

**TACKLES (Solo-Assists-Total)**  
 Woodyard (124-85-39), Brown (107-76-31), Byard (96-64-32), Ryan (85-54-31), Casey (72-46-26), Vaccaro (70-45-25), Jackson (69-62-7), Evans (63-42-21), Butler (56-49-7), Landry (46-26-20), Orakpo (40-24-16), Jones (39-19-20), Morgan (37-25-12), Lewis (28-19-9), Correa (27-17-10), Johnson (25-16-9), Finch (22-16-6), Sims (21-15-6), Logan (16-8-8), Compton (11-7-4), Bates (6-3-3), Kilgo (5-3-2), Dickerson (3-2-1), Cruikshank (2-2-0), Wallace (1-0-1)

### USUAL STARTING LINEUP

**OFFENSE**  
 WR Corey Davis (84)  
 TE Jonnu Smith (81)  
 LT **Taylor Lewan (77)**  
 LG Quinton Spain (67)  
 C Ben Jones (60)  
 RG Josh Kline (64)  
 RT Jack Conklin (78)  
 TE Luke Stocker (88)  
 WR Tajaé Sharpe (19)  
 QB Marcus Mariota (8)  
 RB Derrick Henry (22)

### DEFENSE

DE DaQuan Jones (90)  
 NT Austin Johnson (94)  
 DT **Jurrell Casey (99)**  
 OLB Derrick Morgan (91)  
 ILB Wesley Woodyard (59)  
 ILB Jayon Brown (55)/Rashaan Evans (54)  
 OLB Brian Orakpo (98)  
 CB Logan Ryan (26)/Adoree' Jackson (25)  
 SS Kenny Vaccaro (24)  
 FS Kevin Byard (31)  
 CB Malcolm Butler (21)

### SPECIALISTS

K Ryan Succop (4)  
 P **Brett Kern (6)**  
 PR Adoree' Jackson (25)  
 KR Darius Jennings (15)

Pro Bowl [All-Pro](#)

**GM:** Jon Robinson; **Head Coach:** Mike Vrabel  
**Asst. Coaches:** Matt LaFleur (off. coordinator), Dean Pees (def. coordinator), Craig Aukerman (ST), Brian Bell (strength and conditioning assist.), Scott Booker (def. assist.), Shane Bowen (OLB), Keith Carter (OL), Kerry Coombs (secondary), Ryan Crow (def. assist.), Tony Dews (RB), Matt Edwards (assist. ST), Chandler Henley (quality control), Tom Kanavy (strength and conditioning), Tyrone McKenzie (ILB), Rob Moore (WR), Pat O'Hara (QB), Matt Pees (quality control), Taylor Porter (strength and conditioning assist.), Arthur Smith (TE), Luke Stechel (off. assist.), Mike Sullivan (off. assist.), Terrell Williams (DL)

### AMERICAN FOOTBALL CONFERENCE STANDINGS

AFC EAST	W	L	T	Pct
New England	11	5	0	.688
Miami	7	9	0	.438
Buffalo	6	10	0	.375
New York Jets	4	12	0	.250
AFC NORTH	W	L	T	Pct
Baltimore	10	6	0	.625
Pittsburgh	9	6	1	.594
Cleveland	7	8	1	.469
Cincinnati	6	10	0	.375
AFC SOUTH	W	L	T	Pct
Houston	11	5	0	.688
* Indianapolis	10	6	0	.625
Tennessee	9	7	0	.563
Jacksonville	5	11	0	.313
AFC WEST	W	L	T	Pct
Kansas City	12	4	0	.750
* Los Angeles Chargers	12	4	0	.750
Denver	6	10	0	.375
Oakland	4	12	0	.250

### NATIONAL FOOTBALL CONFERENCE STANDINGS

NFC EAST	W	L	T	Pct
Dallas	10	6	0	.625
* Philadelphia	9	7	0	.563
Washington	7	9	0	.438
New York Giants	5	11	0	.313
NFC NORTH	W	L	T	Pct
Chicago	12	4	0	.750
Minnesota	8	7	1	.531
Green Bay	6	9	1	.406
Detroit	6	10	0	.375
NFC SOUTH	W	L	T	Pct
New Orleans	13	3	0	.813
Atlanta	7	9	0	.438
Carolina	7	9	0	.438
Tampa Bay	5	11	0	.313
NFC WEST	W	L	T	Pct
Los Angeles Rams	13	3	0	.813
* Seattle	10	6	0	.625
San Francisco	4	12	0	.250
Arizona	3	13	0	.188

\* Wild Card for Playoffs



## 2017 SEASON (9-7 REGULAR SEASON, 1-1 PLAYOFFS) • 2ND PLACE AFC SOUTH

DATE	OPPONENT	SCORE	W/L	ATT
Sep. 10	OAKLAND	16-26	L	69,089
Sep. 17	at Jacksonville	37-16	W	61,709
Sep. 24	SEATTLE	33-27	W	69,127
Oct. 1	at Houston	14-57	L	71,804
Oct. 8	at Miami	10-16	L	65,135
Oct. 16	INDIANAPOLIS	36-22	W	63,888
Oct. 22	at Cleveland	12-9*	W	59,061
Nov. 5	BALTIMORE	23-20	W	67,322
Nov. 12	CINCINNATI	24-20	W	67,432
Nov. 16	at Pittsburgh	17-40	L	60,703
Nov. 26	at Indianapolis	20-16	W	62,207
Dec. 3	HOUSTON	24-13	W	62,758
Dec. 10	at Arizona	7-12	L	64,153
Dec. 17	at San Francisco	23-25	L	70,133
Dec. 24	L.A. RAMS	23-27	L	60,097
Dec. 31	JACKSONVILLE	15-10	W	65,501
Jan. 6	at Kansas City	22-21	W	73,319
Jan. 13	at New England	14-35	L	65,878

\* Overtime

	TITANS	OPP
<b>Total First Downs</b>	<b>290</b>	<b>323</b>
Rushing	97	68
Passing	157	231
Penalty	36	24
3rd Down: Made/Att	71/202	78/214
3rd Down Pct.	35.1	36.4
4th Down: Made/Att	5/10	10/16
4th Down Pct.	50.0	62.5
<b>Possession Avg.</b>	<b>29:51</b>	<b>30:09</b>
<b>Total Net Yards</b>	<b>5024</b>	<b>5248</b>
Avg. Per Game	314.0	328.0
Total Plays	974	1046
Avg. Per Play	5.2	5.0
<b>Net Yards Rushing</b>	<b>1833</b>	<b>1420</b>
Avg. Per Game	114.6	88.8
Total Rushes	443	398
<b>Net Yards Passing</b>	<b>3191</b>	<b>3828</b>
Avg. Per Game	199.4	239.3
Sacked/Yards Lost	35/203	43/272
Gross Yards	3394	4100
Att./Completions	496/306	605/369
Completion Pct.	61.7	61.0
Had Intercepted	17	12
<b>Punts/Average</b>	<b>75/49.7</b>	<b>75/48.2</b>
Net Punting Avg.	75/44.6	75/42.8
<b>Penalties/Yards</b>	<b>85/785</b>	<b>119/942</b>
<b>Fumbles/Ball Lost</b>	<b>10/8</b>	<b>23/9</b>
<b>Touchdowns</b>	<b>33</b>	<b>36</b>
Rushing	18	5
Passing	14	27
Returns	1	4

BY PERIODS	1	2	3	4	OT	PTS
Team	52	103	91	85	3	334
Opponents	71	98	49	138	0	356

SCORING	TD	RU	PA	RT	PAT	FG	S	TP
Succop	0	0	0	0	31/33	35/42	0	136
Murray	7	6	1	0	0	0	0	42
Henry	6	5	1	0	0	0	0	36
Mariota	5	5	0	0	0	0	0	30
Matthews	4	0	4	0	0	0	0	24
Walker	4	1	3	0	0	0	0	24
J. Smith	2	0	2	0	0	0	0	12
Decker	1	0	1	0	0	0	0	6
Fowler	1	1	0	0	0	0	0	6
Supernaw	1	0	1	0	0	0	0	6
Taylor	1	0	1	0	0	0	0	6
Woodyard	1	0	0	1	0	0	0	6
<b>Team</b>	<b>33</b>	<b>18</b>	<b>14</b>	<b>1</b>	<b>31/33</b>	<b>35/42</b>	<b>0</b>	<b>334</b>
<b>Opponents</b>	<b>36</b>	<b>5</b>	<b>27</b>	<b>4</b>	<b>29/34</b>	<b>37/41</b>	<b>0</b>	<b>356</b>

2-Pt Conversions: TM 0-0, OPP 0-2

FUM/Lost: Cassel 2/2, Walker 2/2, Mariota 2/1, Davis 1/1, Jackson 1/1, Murray 1/1, Henry 1/0

RUSHING	No	Yds	Avg	Lg	TD
Henry	176	744	4.2	75t	5
Murray	184	659	3.6	75t	6
Mariota	60	312	5.2	34t	5
Jackson	5	55	11.0	20	0
Taylor	8	43	5.4	17	0

PASSING	Att	Cmp	Pct	Yards	Yds/Att	TD	Int	Lg	Sk/Yds	Rating
Mariota	453	281	62.0	3232	7.13	13	15	75t	27/173	79.3
Cassel	42	25	59.5	162	3.86	1	2	17	8/30	55.9
Decker	1	0	0.0	0	0.00	0	0	---	0/0	39.6
<b>Team</b>	<b>496</b>	<b>306</b>	<b>61.7</b>	<b>3394</b>	<b>6.84</b>	<b>14</b>	<b>17</b>	<b>75t</b>	<b>35/203</b>	<b>77.1</b>
<b>Opponents</b>	<b>605</b>	<b>369</b>	<b>61.0</b>	<b>4100</b>	<b>6.78</b>	<b>27</b>	<b>12</b>	<b>80t</b>	<b>43/272</b>	<b>87.8</b>

Fluellen	4	21	5.3	10	0
Fowler	2	4	2.0	3t	1
Weems	1	0	0.0	0	0
Walker	2	-2	-1.0	1t	1
Matthews	1	-3	-3.0	-3	0
<b>Team</b>	<b>443</b>	<b>1833</b>	<b>4.1</b>	<b>75t</b>	<b>18</b>
<b>Opponents</b>	<b>398</b>	<b>1420</b>	<b>3.6</b>	<b>34</b>	<b>5</b>

RECEIVING	No	Yds	Avg	Lg	TD
Walker	74	807	10.9	42	3
Decker	54	563	10.4	29	1
Matthews	53	795	15.0	75t	4
Murray	39	266	6.8	18	1
Davis	34	375	11.0	37	0
J. Smith	18	157	8.7	32t	2
Taylor	16	231	14.4	53t	1
Henry	11	136	12.4	66t	1
Supernaw	4	39	9.8	20	1
Stockert	1	12	12.0	12	0
Douglas	1	8	8.0	8	0
Weems	1	5	5.0	5	0
<b>Team</b>	<b>306</b>	<b>3394</b>	<b>11.1</b>	<b>75t</b>	<b>14</b>
<b>Opponents</b>	<b>369</b>	<b>4100</b>	<b>11.1</b>	<b>80t</b>	<b>27</b>

INTERCEPTIONS	No	Yds	Avg	Lg	TD
Byard	8	130	16.3	33	0
T. Smith	1	14	14.0	14	0
Searcy	1	8	8.0	8	0
Riley	1	2	2.0	2	0
Sims	1	0	0.0	0	0
<b>Team</b>	<b>12</b>	<b>154</b>	<b>12.8</b>	<b>33</b>	<b>0</b>
<b>Opponents</b>	<b>17</b>	<b>262</b>	<b>15.4</b>	<b>41</b>	<b>2</b>

PUNTING	No	Yds	Avg	Net	TB	In	Lg	B
Kern	75	3728	49.7	44.6	5	28	74	0
<b>Team</b>	<b>75</b>	<b>3728</b>	<b>49.7</b>	<b>44.6</b>	<b>5</b>	<b>28</b>	<b>74</b>	<b>0</b>
<b>Opponents</b>	<b>75</b>	<b>3617</b>	<b>48.2</b>	<b>42.8</b>	<b>5</b>	<b>21</b>	<b>64</b>	<b>0</b>

PUNT RETURNS	No	FC	Yds	Avg	Lg	TD
Jackson	34	9	290	8.5	46	0
Weems	2	0	15	7.5	13	0
<b>Team</b>	<b>36</b>	<b>9</b>	<b>305</b>	<b>8.5</b>	<b>46</b>	<b>0</b>
<b>Opponents</b>	<b>41</b>	<b>9</b>	<b>286</b>	<b>7.0</b>	<b>23</b>	<b>0</b>

KICKOFF RETURNS	No	Yds	Avg	Lg	TD
Jackson	25	578	23.1	57	0
Weems	2	18	9.0	18	0
Decker	1	22	22.0	22	0
<b>Team</b>	<b>28</b>	<b>618</b>	<b>22.1</b>	<b>57</b>	<b>0</b>
<b>Opponents</b>	<b>32</b>	<b>750</b>	<b>23.4</b>	<b>60</b>	<b>0</b>

FIELD GOALS	1-19	20-29	30-39	40-49	50+
Succop	0/0	10/10	7/7	16/20	2/5
<b>Team</b>	<b>0/0</b>	<b>10/10</b>	<b>7/7</b>	<b>16/20</b>	<b>2/5</b>
<b>Opponents</b>	<b>0/0</b>	<b>9/10</b>	<b>7/8</b>	<b>14/16</b>	<b>7/7</b>

**TEAM/Succop:** (23G,26G,52G,52N) (40G,41G,26G) (24G,37G,47G,35G) () (45G)(48G,32G,40G,48G,23G) (43G,23G,46G,53N,47G) (48G) (48N,44G) (48B,44G)(29G,45G) (40N,43G) (58N) (40G,31G,50G) (25G,37G,45N,27G) (25G,39G,38G)

**OPP:** (20G,52G,52G,43G) (43G) () (50G,40G,33G) (41G) (36G,25G,52G)(31G,47G,54G) (30G,49G) () (41G,28G,50G,26G) (26G,28G,42G)(23G,48N,27N,42G) (47G,23G,40N,32G,35G) (38G,48G,28G,50G,48G,45G) (36N) (41G)

**SACKS**  
Morgan 7.5, Orakpo 7, Casey 6, Woodyard 5, Walden 4, D. Jones 3.5, Williamson 3, Brown 1.5, Klug 1.5, Cyprien 1, A. Johnson 1, King 1, (group) 1,  
**Titans 43, Opponents 35**

**TACKLES (Solo-Assists-Total)**  
Woodyard (104-68-172), Williamson (70-55-125), Byard (64-23-87), Ryan (54-19-73), Casey (60-12-72), Jackson (58-9-67), Brown (42-25-67), Cyprien (46-19-65), Orakpo (39-21-60), Walden (29-15-44), Morgan (23-17-40), Jones (24-12-36), Sims (28-5-33), Johnson (20-12-32), Searcy (22-5-27), Williams (16-10-26), Klug (15-11-26), Riley (8-5-13), Smith (10-1-11), Dodd (7-4-11), McCain (7-4-11), King (3-1-4), Palmer (1-2-3)  
**Team Totals: 750-355-1,105**

### USUAL STARTING LINEUP

<b>OFFENSE</b>
WR Rishard Matthews (18)
<b>TE Delanie Walker (82)</b>
<b>LT Taylor Lewan (77)</b>
LG Quinton Spain (67)
C Ben Jones (60)
RG Josh Kline (64)
RT Jack Conklin (78)
TE Jonnu Smith (81)
WR Corey Davis (84)/Eric Decker (87)
QB Marcus Mariota (8)
RB DeMarco Murray (29)
<b>DEFENSE</b>
DE DaQuan Jones (90)
NT Sylvester Williams (96)
<b>DT Jurrell Casey (99)</b>
OLB Derrick Morgan (91)
ILB Wesley Woodyard (59)
ILB Avery Williamson (54)
OLB Brian Orakpo (98)
CB Logan Ryan (26)
SS Johnathan Cyprien (37)/Da'Norris Searcy (21)
<b>FS Kevin Byard (31)</b>
CB Adoree' Jackson (25)

<b>SPECIALISTS</b>
K Ryan Succop (4)
<b>P Brett Kern (6)</b>
KR/PR Adoree' Jackson (25)
<b>ST Brynden Trawick (41)</b>

Pro Bowl [All-Pro](#)

GM: Jon Robinson; **Head Coach:** Mike Mularkey  
Asst. Coaches: Dick LeBeau (asst. HC/def. coord.), Terry Robiskie (off. coord.), Craig Aukerman (asst. ST), Brandon Blaney (def. asst.), Sylvester Croom (RB), Nick Eason (DL), Russ Grimm (OL), Steve Hoffman (ST), Frisman Jackson (WR), Steve Jackson (asst. secondary), Tom Kanavy (asst. strength and cond.), Jason Michael (QB), Taylor Porter (strength and cond. asst.), Arthur Smith (TE), Lou Spanos (LB), Luke Stechel (asst. WR), Mike Sullivan (asst. OL), Deshaun Townsend (secondary), Steve Watterson (asst. HC/ strength and cond.), Keith Willis (asst. DL)

### AMERICAN FOOTBALL CONFERENCE STANDINGS

AFC EAST	W	L	T	Pct
New England	13	3	0	.813
* Buffalo	9	7	0	.563
Miami	6	10	0	.375
New York Jets	5	11	0	.313
<b>AFC NORTH</b>	<b>W</b>	<b>L</b>	<b>T</b>	<b>Pct</b>
Pittsburgh	13	3	0	.813
Baltimore	9	7	0	.563
Cincinnati	7	9	0	.438
Cleveland	0	16	0	.000
<b>AFC SOUTH</b>	<b>W</b>	<b>L</b>	<b>T</b>	<b>Pct</b>
Jacksonville	10	6	0	.625
* Tennessee	9	7	0	.563
Indianapolis	4	12	0	.250
Houston	4	12	0	.250
<b>AFC WEST</b>	<b>W</b>	<b>L</b>	<b>T</b>	<b>Pct</b>
Kansas City	10	6	0	.625
Los Angeles Chargers	9	7	0	.563
Oakland	6	10	0	.375
Denver	5	11	0	.313

### NATIONAL FOOTBALL CONFERENCE STANDINGS

NFC EAST	W	L	T	Pct
Philadelphia	13	3	0	.813
Dallas	9	7	0	.563
Washington	7	9	0	.438
New York Giants	3	13	0	.188
<b>NFC NORTH</b>	<b>W</b>	<b>L</b>	<b>T</b>	<b>Pct</b>
Minnesota	13	3	0	.813
Detroit	9	7	0	.563
Green Bay	7	9	0	.438
Chicago	5	11	0	.313
<b>NFC SOUTH</b>	<b>W</b>	<b>L</b>	<b>T</b>	<b>Pct</b>
New Orleans	11	5	0	.688
* Carolina	11	5	0	.688
* Atlanta	10	6	0	.625
Tampa Bay	5	11	0	.313
<b>NFC WEST</b>	<b>W</b>	<b>L</b>	<b>T</b>	<b>Pct</b>
Los Angeles Rams	11	5	0	.688
Seattle	9	7	0	.563
Arizona	8	8	0	.500
San Francisco	6	10	0	.375

\* Wild Card for Playoffs

## 2016 SEASON (9-7 REGULAR SEASON, 0-0 PLAYOFFS) • 2ND PLACE AFC SOUTH

DATE	OPPONENT	SCORE	W/L	ATT
Sep. 11	MINNESOTA	16-25	L	63,816
Sep. 18	at Detroit	16-15	W	58,466
Sep. 25	OAKLAND	10-17	L	62,370
Oct. 2	at Houston	20-27	L	71,815
Oct. 9	at Miami	30-17	W	64,425
Oct. 16	CLEVELAND	28-26	W	60,897
Oct. 23	INDIANAPOLIS	26-34	L	65,470
Oct. 27	JACKSONVILLE	36-22	W	61,619
Nov. 6	at San Diego	35-43	L	52,281
Nov. 13	GREEN BAY	47-25	W	69,116
Nov. 20	at Indianapolis	17-24	L	65,048
Nov. 27	at Chicago	27-21	W	59,494
Dec. 11	DENVER	13-10	W	68,780
Dec. 18	at Kansas City	19-17	W	68,084
Dec. 24	at Jacksonville	17-38	L	59,621
Jan. 1	HOUSTON	24-17	W	65,205

	TITANS	OPP
<b>Total First Downs</b>	<b>322</b>	<b>324</b>
Rushing	115	70
Passing	175	227
Penalty	32	27
3rd Down: Made/Att	100/217	77/210
3rd Down Pct.	46.1	36.7
4th Down: Made/Att	4/11	12/22
4th Down Pct.	36.4	54.5
<b>Possession Avg.</b>	<b>30:32</b>	<b>29:28</b>
<b>Total Net Yards</b>	<b>5728</b>	<b>5720</b>
Avg. Per Game	358.0	357.5
Total Plays	1008	1031
Avg. Per Play	5.7	5.5
<b>Net Yards Rushing</b>	<b>2187</b>	<b>1413</b>
Avg. Per Game	136.7	88.3
Total Rushes	476	356
<b>Net Yards Passing</b>	<b>3541</b>	<b>4307</b>
Avg. Per Game	221.3	269.2
Sacked/Yards Lost	28/179	40/278
Gross Yards	3720	4585
Att./Completions	504/307	635/388
Completion Pct.	60.9	61.1
Had Intercepted	11	12
<b>Punts/Average</b>	<b>77/44.2</b>	<b>72/46.7</b>
Net Punting Avg.	77/38.6	72/40.9
<b>Penalties/Yards</b>	<b>110/1012</b>	<b>137/1191</b>
<b>Fumbles/Ball Lost</b>	<b>17/7</b>	<b>12/6</b>
<b>Touchdowns</b>	<b>46</b>	<b>43</b>
Rushing	16	10
Passing	29	25
Returns	1	8

BY PERIODS	1	2	3	4	OT	PTS
<b>Team</b>	<b>77</b>	<b>149</b>	<b>59</b>	<b>96</b>	<b>0</b>	<b>381</b>
<b>Opponents</b>	<b>97</b>	<b>95</b>	<b>75</b>	<b>111</b>	<b>0</b>	<b>378</b>

SCORING	TD	RU	PA	RT	PAT	FG	S	TP
Succop	0	0	0	0	39/41	22/24	0	105
Murray	12	9	3	0	0	0	0	72
Matthews	9	0	9	0	0	0	0	54
Walker	7	0	7	0	0	0	0	42
Henry	5	5	0	0	0	0	0	30
Wright	3	0	3	0	0	0	0	18
Fasano	2	0	2	0	0	0	0	12
An. Johnson	2	0	2	0	0	0	0	12
Mariota	2	2	0	0	0	0	0	12
Sharpe	2	0	2	0	0	0	0	12
D. Jones	1	0	0	1	0	0	0	6
Lewan	1	0	1	0	0	0	0	6
<b>Team</b>	<b>46</b>	<b>16</b>	<b>29</b>	<b>1</b>	<b>39/41</b>	<b>22/24</b>	<b>0</b>	<b>381</b>
<b>Opponents</b>	<b>43</b>	<b>10</b>	<b>25</b>	<b>8</b>	<b>35/40</b>	<b>27/32</b>	<b>1</b>	<b>378</b>

2-Pt Conversions: **TM 0-5, OPP 1-3**

FUM/Lost: Mariota 9/5, Murray 3/1, Mariani 2/0, Cassel 1/0, Matthews 1/1, Walker 1/0

RUSHING	No	Yds	Avg	Lg	TD
Murray	293	1287	4.4	75t	9
Henry	110	490	4.5	22	5
Mariota	60	349	5.8	41	2
Andrews	2	15	7.5	9	0
Mariani	1	15	15.0	15	0
Wright	1	15	15.0	15	0
Walker	2	11	5.5	8	0
Cassel	4	3	0.8	3	0
Fowler	1	3	3.0	3	0
Sharpe	1	1	1.0	1	0
Blake	1	-2	-2.0	-2	0
<b>Team</b>	<b>476</b>	<b>2187</b>	<b>4.6</b>	<b>75t</b>	<b>16</b>
<b>Opponents</b>	<b>356</b>	<b>1413</b>	<b>4.0</b>	<b>68t</b>	<b>10</b>

PASSING	Att	Cmp	Pct	Yards	Yds/Att	TD	Int	Lg	Sk/Yds	Rating
Mariota	451	276	3426	61.2	7.60	26	9	60	23/156	95.6
Cassel	51	30	284	58.8	5.57	2	2	50	5/23	71.0
Murray	2	1	10	50.0	5.00	1	0	10t	0/0	104.2
<b>Team</b>	<b>504</b>	<b>307</b>	<b>3720</b>	<b>60.9</b>	<b>7.38</b>	<b>29</b>	<b>11</b>	<b>60</b>	<b>28/179</b>	<b>93.7</b>
<b>Opponents</b>	<b>635</b>	<b>388</b>	<b>4585</b>	<b>61.1</b>	<b>7.22</b>	<b>25</b>	<b>12</b>	<b>58</b>	<b>40/278</b>	<b>88.3</b>

RECEIVING	No	Yds	Avg	Lg	TD
Matthews	65	945	14.5	60	9
Walker	65	800	12.3	47	7
Murray	53	377	7.1	35	3
Sharpe	41	522	12.7	34t	2
Wright	29	416	14.3	48t	3
Douglas	15	210	14.0	35	0
Henry	13	137	10.5	29	0
An. Johnson	9	85	9.4	20	2
Fasano	8	83	10.4	17	2
Supernaw	4	62	15.5	30	0
Amaro	3	59	19.7	26	0
Fowler	1	14	14.0	14	0
Lewan	1	10	10.0	10t	1
<b>Team</b>	<b>307</b>	<b>3720</b>	<b>12.1</b>	<b>60</b>	<b>29</b>
<b>Opponents</b>	<b>388</b>	<b>4585</b>	<b>11.8</b>	<b>58</b>	<b>25</b>

INTERCEPTIONS	No	Yds	Avg	Lg	TD
Cox	3	3	1.0	3	0
McCain	2	33	16.5	33	0
McCorty	2	7	3.5	6	0
Woodyard	1	21	21.0	21	0
Stafford	1	4	4.0	4	0
Searcy	1	0	0.0	0	0
Sims	1	0	0.0	0	0
Williamson	1	0	0.0	0	0
<b>Team</b>	<b>12</b>	<b>68</b>	<b>5.7</b>	<b>33</b>	<b>0</b>
<b>Opponents</b>	<b>11</b>	<b>203</b>	<b>18.5</b>	<b>77t</b>	<b>3</b>

PUNTING	No	Yds	Avg	Net	TB	In	Lg	B
Kern	77	3402	44.2	38.6	4	32	71	0
<b>Team</b>	<b>77</b>	<b>3402</b>	<b>44.2</b>	<b>38.6</b>	<b>4</b>	<b>32</b>	<b>71</b>	<b>0</b>
<b>Opponents</b>	<b>72</b>	<b>3360</b>	<b>46.7</b>	<b>40.9</b>	<b>9</b>	<b>22</b>	<b>72</b>	<b>0</b>

PUNT RETURNS	No	FC	Yds	Avg	Lg	TD
Mariani	29	22	235	8.1	18	0
Blake	1	0	1	1.0	1	0
<b>Team</b>	<b>30</b>	<b>22</b>	<b>236</b>	<b>7.9</b>	<b>18</b>	<b>0</b>
<b>Opponents</b>	<b>36</b>	<b>27</b>	<b>347</b>	<b>9.6</b>	<b>74t</b>	<b>2</b>

KICKOFF RETURNS	No	Yds	Avg	Lg	TD
Mariani	26	560	21.5	37	0
Andrews	4	37	9.3	17	0
Wright	3	32	10.7	15	0
<b>Team</b>	<b>33</b>	<b>629</b>	<b>19.1</b>	<b>37</b>	<b>0</b>
<b>Opponents</b>	<b>21</b>	<b>462</b>	<b>22.0</b>	<b>61</b>	<b>0</b>

FIELD GOALS	1-19	20-29	30-39	40-49	50+
Succop	1/1	4/4	6/6	8/8	3/5
<b>Team</b>	<b>1/1</b>	<b>4/4</b>	<b>6/6</b>	<b>8/8</b>	<b>3/5</b>
<b>Opponents</b>	<b>0/0</b>	<b>7/7</b>	<b>9/10</b>	<b>6/9</b>	<b>5/6</b>

**TEAM/Succop:** (28G) (51N,46G) (34G) (48G,26G) (40G) (58N) (48G,44G) (32G,22G,33G) () (51G,23G) (47G) (19G,31G) (53G,41G) (39G,53G) (42G) (35G)  
**OPP:** (37N,56N,50G,33G,45G,30G) (42G,27G) (52G) (53G,48N,45G) (24G) (45G,37G) (28G,33G) () (32G,23G, 36G) (29G,38G) (42N,49G) () (34G) (34G) (29G,48G,56G,50G) (45N,26G)

**SACKS**  
 Orakpo 10.5, Morgan 9, Casey 5, Spence 3, Williamson 2, Woodyard 2, D. Jones 1.5, Klug 1.5, Byard 1, Dodd 1, Stafford 1, Wallace 1, (team) 1, Au. Johnson 0.5  
**Titans 40, Opponents 28**

**TACKLES (Solo-Assists-Total)**  
 Williamson (76-73-149), Woodyard (52-36-88), Spence (41-36-77), McCorty (56-8-64), Byard (42-21-63), Stafford (42-16-58), Orakpo (40-15-55), Searcy (39-12-51), Casey (38-13-51), Morgan (29-21-50), R. Johnson (33-15-48), McCain (37-7-44), Blake (32-5-37), Cox (33-3-36), Jones (18-11-29), Klug (14-11-25), Sims (17-1-18), Woods (11-6-17), Bass (8-8-16), Au. Johnson (13-2-15), Wallace (9-6-15), Blackson (7-7-14), Dodd (6-3-9), Palmer (2-0-2), An. Woods (2-0-2), Abdesmad (1-0-1), Reed (1-0-1), Team (1-0-1)  
**Team Totals: 700-336-1,036**

### USUAL STARTING LINEUP

<b>OFFENSE</b>
WR Rishard Matthews (18)
<b>TE Delanie Walker (82)</b>
LT Taylor Lewan (77)
LG Quinton Spain (67)
C Ben Jones (60)
RG Josh Kline (64)
RT Jack Conklin (78)
TE Anthony Fasano (80)
WR Tajae Sharpe (19)
QB Marcus Mariota (8)
<b>RB DeMarco Murray (29)</b>
<b>DEFENSE</b>
DE DaQuan Jones (90)
NT Al Woods (96)
<b>DT Jurrell Casey (99)</b>
OLB Derrick Morgan (91)/David Bass (51)
ILB Wesley Woodyard (59)/Sean Spence (55)
ILB Avery Williamson (54)
<b>OLB Brian Orakpo (98)</b>
CB Jason McCorty (30)
SS Da'Norris Searcy (21)
FS Rashad Johnson (25)/Kevin Byard (31)/Daimion Stafford (24)
CB Brice McCain (23)/Perrish Cox (20)
<b>SPECIALISTS</b>
K Ryan Succop (4)
P Brett Kern (6)
KR/PR Marc Mariani (87)

Pro Bowl [All-Pro](#)

**GM:** Jon Robinson; **Head Coach:** Mike Mularkey  
**Asst. Coaches:** Dick LeBeau (asst. HC/def. coord.), Terry Robiskie (off. coord.), Bobby April (ST coord.), Brandon Blaney (def. asst.), Bob Bratkowski (WR), Sylvester Croom (RB), Nick Eason (DL), Russ Grimm (OL), Steve Hoffman (ST asst.), Steve Jackson (asst. secondary), Steve Michael (QB), Arthur Smith (TE), Lou Spanos (LB), Luke Stechel (off. asst.), Mike Sullivan (asst. OL), Deshea Townsend (secondary), Jason Tucker (asst. WR), Steve Watterson (asst. HC/strength and cond.), Keith Willis (asst. DL)  
 \* April - special teams coordinator first four games; Hoffman - special teams assistant first four games, special teams coordinator final 12 games

### AMERICAN FOOTBALL CONFERENCE STANDINGS

AFC EAST	W	L	T	Pct
New England	14	2	0	.875
* Miami	10	6	0	.625
Buffalo	7	9	0	.438
New York Jets	5	11	0	.313
<b>AFC NORTH</b>	<b>W</b>	<b>L</b>	<b>T</b>	<b>Pct</b>
Pittsburgh	11	5	0	.688
Baltimore	8	8	0	.500
Cincinnati	6	9	1	.406
Cleveland	1	15	0	.063
<b>AFC SOUTH</b>	<b>W</b>	<b>L</b>	<b>T</b>	<b>Pct</b>
Houston	9	7	0	.563
<b>Tennessee</b>	<b>9</b>	<b>7</b>	<b>0</b>	<b>.563</b>
Indianapolis	8	8	0	.500
Jacksonville	3	13	0	.188
<b>AFC WEST</b>	<b>W</b>	<b>L</b>	<b>T</b>	<b>Pct</b>
Kansas City	12	4	0	.750
* Oakland	12	4	0	.750
Denver	9	7	0	.563
San Diego	5	11	0	.313

### NATIONAL FOOTBALL CONFERENCE STANDINGS

NFC EAST	W	L	T	Pct
Dallas	13	3	0	.813
* New York Giants	11	5	0	.688
Washington	8	7	1	.531
Philadelphia	7	9	0	.438
<b>NFC NORTH</b>	<b>W</b>	<b>L</b>	<b>T</b>	<b>Pct</b>
Green Bay	10	6	0	.625
* Detroit	9	7	0	.563
Minnesota	8	8	0	.500
Chicago	3	13	0	.188
<b>NFC SOUTH</b>	<b>W</b>	<b>L</b>	<b>T</b>	<b>Pct</b>
Atlanta	11	5	0	.688
Tampa Bay	9	7	0	.563
New Orleans	7	9	0	.438
Carolina	6	10	0	.375
<b>NFC WEST</b>	<b>W</b>	<b>L</b>	<b>T</b>	<b>Pct</b>
Seattle	10	5	1	.656
Arizona	7	8	1	.469
Los Angeles	4	12	0	.250
San Francisco	2	14	0	.125

\* Wild Card for Playoffs

# 2015 SEASON (3-13 REGULAR SEASON, 0-0 PLAYOFFS) • 4TH PLACE AFC SOUTH

DATE	OPPONENT	SCORE	W/L	ATT
Sep. 13	at Tampa Bay	W	42-14	63,945
Sep. 20	at Cleveland	L	14-28	67,431
Sep. 27	INDIANAPOLIS	L	33-35	65,920
Oct. 11	BUFFALO	L	13-14	65,670
Oct. 18	MIAMI	L	10-38	62,342
Oct. 25	ATLANTA	L	7-10	63,329
Nov. 1	at Houston	L	6-20	71,630
Nov. 8	at New Orleans	W	34-28*	73,075
Nov. 15	CAROLINA	L	10-27	63,591
Nov. 19	at Jacksonville	L	13-19	60,121
Nov. 29	OAKLAND	L	21-24	58,075
Dec. 6	JACKSONVILLE	W	42-39	57,355
Dec. 13	at New York Jets	L	8-30	78,160
Dec. 20	at New England	L	16-33	66,829
Dec. 27	HOUSTON	L	6-34	62,153
Jan. 3	at Indianapolis	L	24-30	65,733

	TITANS	OPP
<b>Total First Downs</b>	<b>298</b>	<b>317</b>
Rushing	66	101
Passing	195	192
Penalty	37	24
3rd Down: Made/Att	64/201	92/216
3rd Down Pct.	31.8	42.6
4th Down: Made/Att	7/15	4/12
4th Down Pct.	46.7	33.3
<b>Possession Avg.</b>	<b>29:25</b>	<b>30:35</b>
<b>Total Net Yards</b>	<b>4988</b>	<b>5475</b>
Avg. Per Game	311.8	342.2
Total Plays	976	1003
Avg. Per Play	5.1	5.5
<b>Net Yards Rushing</b>	<b>1485</b>	<b>1797</b>
Avg. Per Game	92.8	112.3
Total Rushes	371	462
<b>Net Yards Passing</b>	<b>3503</b>	<b>3678</b>
Avg. Per Game	218.9	229.9
Sacked/Yards Lost	54/390	39/271
Gross Yards	3893	3949
Att./Completions	551/342	502/319
Completion Pct.	62.1	63.5
Had Intercepted	17	11
<b>Punts/Average</b>	<b>88/47.4</b>	<b>74/48.2</b>
<b>Net Punting Avg.</b>	<b>88/40.3</b>	<b>74/43.0</b>
<b>Penalties/Yards</b>	<b>93/779</b>	<b>112/982</b>
<b>Fumbles/Ball Lost</b>	<b>25/16</b>	<b>16/8</b>
<b>Touchdowns</b>	<b>37</b>	<b>51</b>
Rushing	10	11
Passing	25	34
Returns	2	6

BY PERIODS	1	2	3	4	OT	PTS
Team	67	71	84	71	6	299
Opponents	96	127	75	125	0	423

SCORING	TD	RU	PA	RT	PAT	FG	S	TP
Succop	0	0	0	0	29/31	14/16	0	71
Walker	0	0	6	0	0	0	0	38
Green-Beckham	4	0	4	0	0	0	0	26
Andrews	3	3	0	0	0	0	0	18
Mariota	3	2	1	0	0	0	0	18
Wright	3	0	3	0	0	0	0	18
McCluster	2	1	1	0	0	0	0	14
Douglas	2	0	2	0	0	0	0	12
Fasano	2	0	2	0	0	0	0	12
Fowler	2	1	1	0	0	0	0	12
Sankey	2	1	1	0	0	0	0	12
Stevens	2	0	2	0	0	0	0	12
Cobb	1	1	0	0	0	0	0	6
Hunter	1	0	1	0	0	0	0	6
McBride	1	0	1	0	0	0	0	6
Mettenberger	1	1	0	0	0	0	0	6
Sensabaugh	1	0	0	1a	0	0	0	6
Woodyard	1	0	0	1b	0	0	0	6
<b>Team</b>	<b>37</b>	<b>10</b>	<b>25</b>	<b>2</b>	<b>29/31</b>	<b>14/16</b>	<b>0</b>	<b>299</b>
<b>Opponents</b>	<b>51</b>	<b>11</b>	<b>34</b>	<b>6</b>	<b>48/50</b>	<b>23/27</b>	<b>0</b>	<b>423</b>

2-Pt Conversions: Green-Beckham, McCluster, Walker, TM  
3-5, OPP 0-1

FUM/LOST: Mariota 10/6, Mettenberger 4/2, Douglas 2/1,  
McCluster 2/2, Sankey 2/1, West(TM) 2/2, Andrews 1/1, Gallik  
1/0, Supernaw 1/1

RUSHING	No	Yds	Avg	Lg	TD
Andrews	143	520	3.6	38	3
Mariota	34	252	7.4	87t	2
McCluster	55	247	4.5	44	1
Sankey	47	193	4.1	16	1
Cobb	52	146	2.8	12	1

PASSING	Att	Cmp	Pct	Yards	Yds/Att	TD	Int	Lg	Sk/Yds	Rating
Mariota	370	230	62.2	2818	7.62	19	10	61t	38/258	91.5
Mettenberger	166	101	60.8	935	5.63	4	7	57t	13/98	66.7
Tanneer	14	10	71.4	99	7.07	1	0	29	3/34	114.9
Andrews	1	1	100.0	41	41.00	1	0	41t	0/0	158.3
<b>Team</b>	<b>551</b>	<b>342</b>	<b>62.1</b>	<b>3893</b>	<b>7.07</b>	<b>25</b>	<b>17</b>	<b>61t</b>	<b>54/390</b>	<b>85.5</b>
<b>Opponents</b>	<b>502</b>	<b>319</b>	<b>63.5</b>	<b>3949</b>	<b>7.87</b>	<b>34</b>	<b>11</b>	<b>69t</b>	<b>39/271</b>	<b>101.3</b>

West	16	51	3.2	12	0
Walker	1	36	36.0	36	0
Wright	5	17	3.4	13	0
Fowler	7	13	1.9	3	1
McBride	1	8	8.0	8	0
Mettenberger	9	8	0.9	5t	1
Douglas	1	-6	-6.0	-6	0
<b>Team</b>	<b>371</b>	<b>1485</b>	<b>4.0</b>	<b>87t</b>	<b>10</b>
<b>Opponents</b>	<b>462</b>	<b>1797</b>	<b>3.9</b>	<b>32</b>	<b>11</b>

RECEIVING	No	Yds	Avg	Lg	TD
Walker	94	1088	11.6	61t	6
Douglas	36	411	11.4	51	2
Wright	36	408	11.3	52t	3
Green-Beckham	32	549	17.2	47t	4
McCluster	31	260	8.4	35	1
Fasano	26	289	11.1	33	2
Hunter	22	264	12.0	29	1
Andrews	21	174	8.3	23	0
Sankey	14	139	9.9	30	1
Stevens	12	121	10.1	27	2
Fowler	5	44	8.8	19	1
Coffman	4	42	10.5	16	0
Supernaw	3	32	10.7	16	0
Turzilli	2	25	12.5	18	0
McBride	2	8	4.0	7	1
Mariota	1	41	41.0	41t	1
Cobb	1	-2	-2.0	-2	0
<b>Team</b>	<b>342</b>	<b>3893</b>	<b>11.4</b>	<b>61t</b>	<b>25</b>
<b>Opponents</b>	<b>319</b>	<b>3949</b>	<b>12.4</b>	<b>69t</b>	<b>34</b>

INTERCEPTIONS	No	Yds	Avg	Lg	TD
Brown	2	45	22.5	45	0
Sensabaugh	2	42	21.0	26t	1
Griffin	1	29	29.0	29	0
Cox	1	27	27.0	27	0
Bass	1	8	8.0	8	0
Mount	1	8	8.0	8	0
Searcy	1	5	5.0	5	0
Webb	1	0	0.0	0	0
Williamson	1	0	0.0	0	0
<b>Team</b>	<b>11</b>	<b>164</b>	<b>14.9</b>	<b>45</b>	<b>1</b>
<b>Opponents</b>	<b>17</b>	<b>263</b>	<b>15.5</b>	<b>69t</b>	<b>3</b>

PUNTING	No	Yds	Avg	Net	TB	In	Lg	B
Kern	88	4175	47.4	40.3	1	34	61	0
<b>Team</b>	<b>88</b>	<b>4175</b>	<b>47.4</b>	<b>40.3</b>	<b>1</b>	<b>34</b>	<b>61</b>	<b>0</b>
<b>Opponents</b>	<b>74</b>	<b>3568</b>	<b>48.2</b>	<b>43.0</b>	<b>4</b>	<b>24</b>	<b>65</b>	<b>0</b>

PUNT RETURNS	No	FC	Yds	Avg	Lg	TD
McCluster	24	15	217	9.0	37	0
Douglas	11	2	73	6.6	18	0
Cox	3	0	17	5.7	9	0
<b>Team</b>	<b>38</b>	<b>17</b>	<b>307</b>	<b>8.1</b>	<b>37</b>	<b>0</b>
<b>Opponents</b>	<b>47</b>	<b>23</b>	<b>605</b>	<b>12.9</b>	<b>78t</b>	<b>1</b>

KICKOFF RETURNS	No	Yds	Avg	Lg	TD
McCluster	13	285	21.9	32	0
McBride	10	190	19.0	31	0
Sankey	9	192	21.3	34	0
Andrews	1	13	13.0	13	0
<b>Team</b>	<b>33</b>	<b>680</b>	<b>20.6</b>	<b>34</b>	<b>0</b>
<b>Opponents</b>	<b>22</b>	<b>599</b>	<b>27.2</b>	<b>75</b>	<b>0</b>

FIELD GOALS	1-19	20-29	30-39	40-49	50+
Succop	0/0	3/3	3/3	7/7	1/3
<b>Team</b>	<b>0/0</b>	<b>3/3</b>	<b>3/3</b>	<b>7/7</b>	<b>1/3</b>
<b>Opponents</b>	<b>1/1</b>	<b>6/6</b>	<b>9/9</b>	<b>6/9</b>	<b>1/2</b>

TEAM/Succop: ( ) ( ) (38G,21G) (21G,41G) (37G) ( ) (35G,44G)  
(51G,29G,55N) (45G) (47G,49G,53N) ( ) ( ) (49G) ( ) (49G)  
OPP: ( ) ( ) ( ) (30G) (27G,47N) (38G,24G) (46B) (48G),  
19G) (31G,32G,20G,36G) (24G) ( ) (53N,47G,27G,42G)  
(43G,48N,38G,42G,32G) (22G,36G) (49G,52G,35G)

**SACKS**  
Casey 7, Orakpo 7, Woodyard 5, Morgan 4.5, Klug 4, Williamson  
3.5, Blackson 2.5, Bass 1.5, Griffin 1, Stafford 1, Tavai 1, Brown  
0.5, Searcy 0.5  
Titans 39, Opponents 54

**TACKLES (Solo-Assists-Total)**  
Williamson (79-58-137), Woodyard (70-40-110), Griffin (67-34-  
101), Brown (65-33-98), Casey (48-38-86), Jones (45-22-67),  
Orakpo (44-20-64), Sensabaugh (42-16-58), Searcy (41-13-54),  
Bass (23-19-42), Morgan (20-14-34), Cox (26-5-31), Woods  
(14-17-31), Klug (13-13-26), Webb (20-2-22), Stafford (16-4-  
20), Blackson (10-9-19), Hill (7-12-19), Wreh-Wilson (16-1-17),  
McCourtly (10-6-16), Riggs (6-0-6), Huff (5-1-6), Pitlotua (2-2-4),  
Tavai (2-1-3), Martin (1-2-3), Johnson (1-1-2), Mount (0-1-1)  
**Team Totals: 692-382-1,074**

### USUAL STARTING LINEUP

OFFENSE	
WR	Harry Douglas (83)
<b>TE</b>	<b>Delanie Walker (82)</b>
LT	Taylor Lewan (77)
LG	Byron Bell (76)/Quinton Spain (60)
C	Brian Schwenke (62)/Andy Gallik (69)
RG	Chance Warmack (70)
RT	Jeremiah Poutasi (73)/Byron Bell (76)
TE	Craig Stevens (88)/Anthony Fasano (80)
WR	Kendall Wright (13)
QB	Marcus Mariota (8)
RB	Antonio Andrews (26)

DEFENSE	
DE	DaQuan Jones (90)
NT	Al Woods (96)/Sammie Hill (94)
<b>DT</b>	<b>Jurrell Casey (99)</b>
OLB	Derrick Morgan (91)/David Bass (51)
ILB	Wesley Woodyard (59)
ILB	Avery Williamson (54)
OLB	Brian Orakpo (98)
CB	Perrish Cox (29)
SS	Da'Norris Searcy (21)
FS	Michael Griffin (33)
CB	Coty Sensabaugh (24)

SPECIALISTS	
K	Ryan Succop (8)
P	Brett Kern (6)
KR/PR	Dexter McCluster (22)

Pro Bowl [All-Pro](#)

**GM:** Ruston Webster; **Head Coach:** Ken Whisenhunt (first seven games), Mike Mularkey (final nine games)  
**Asst. Coaches:** Dick LeBeau (asst. HC/def.), Ray Horton (def. coord.), Jason Michael (off. coord.), Steve Watterson (strength and cond.), Bob Bostad (OL), Steve Brown (asst. secondary), Louie Cioffi (secondary), Sylvester Croom (RB), Nick Eason (asst. DL), Steve Hoffman (ST asst.), Shawn Jefferson (WR), Nate Kaczor (ST), Cannon Matthews (qual. ctl. coord. - def.), John McNulty (QB), Mike Mularkey (TE\*), Arthur Smith (asst. TE\*), Gift Smith (DL), Lou Spanos (LB), Luke Stechel (off. asst.), Mike Sullivan (asst. OL), Jason Tucker (asst. WR)  
\* Mularkey - tight ends coach first seven games, head coach final nine games; Smith - assistant tight ends coach first seven games, tight ends coach final nine games

### AMERICAN FOOTBALL CONFERENCE STANDINGS

AFC EAST	W	L	T	Pct
New England	12			



## 2014 SEASON (2-14 REGULAR SEASON, 0-0 PLAYOFFS) • 4TH PLACE AFC SOUTH

DATE	OPPONENT	SCORE	W/L	ATT
Sep. 7	at Kansas City	26-10	W	73,569
Sep. 14	DALLAS	10-26	L	69,143
Sep. 21	at Cincinnati	7-33	L	56,743
Sep. 28	at Indianapolis	17-41	L	64,757
Oct. 5	CLEVELAND	28-29	L	69,143
Oct. 12	JACKSONVILLE	16-14	W	69,143
Oct. 19	at Washington	17-19	L	75,227
Oct. 26	HOUSTON	16-30	L	69,143
Nov. 9	at Baltimore	7-21	L	70,914
Nov. 17	PITTSBURGH	24-27	L	69,143
Nov. 23	at Philadelphia	24-43	L	69,596
Nov. 30	at Houston	21-45	L	71,714
Dec. 7	NEW YORK GIANTS	7-36	L	69,143
Dec. 14	NEW YORK JETS	11-16	L	69,143
Dec. 18	at Jacksonville	13-21	L	61,202
Dec. 28	INDIANAPOLIS	10-27	L	69,143

TITANS		OPP
<b>Total First Downs</b>	<b>258</b>	<b>357</b>
Rushing	75	119
Passing	159	211
Penalty	24	27
3rd Down: Made/Att	59/196	94/227
3rd Down Pct.	30.1	41.4
4th Down: Made/Att	6/17	5/11
4th Down Pct.	35.3	45.5
<b>Possession Avg.</b>	<b>27:31</b>	<b>32:29</b>
<b>Total Net Yards</b>	<b>4859</b>	<b>5968</b>
Avg. Per Game	303.7	373.0
Total Plays	919	1099
Avg. Per Play	5.3	5.4
<b>Net Yards Rushing</b>	<b>1447</b>	<b>2195</b>
Avg. Per Game	90.4	137.2
Total Rushes	356	515
<b>Net Yards Passing</b>	<b>3412</b>	<b>3773</b>
Avg. Per Game	213.3	235.8
Sacked/Yards Lost	50/326	39/222
Gross Yards	3738	3995
Att./Completions	513/299	545/347
Completion Pct.	58.3	63.7
Had Intercepted	16	12
<b>Punts/Average</b>	<b>89/46.3</b>	<b>73/46.0</b>
<b>Net Punting Avg.</b>	<b>89/40.8</b>	<b>73/41.2</b>
<b>Penalties/Yards</b>	<b>111/96.1</b>	<b>93/73.1</b>
<b>Fumbles/Ball Lost</b>	<b>23/10</b>	<b>7/4</b>
<b>Touchdowns</b>	<b>28</b>	<b>48</b>
Rushing	6	17
Passing	20	28
Returns	2	3

BY PERIODS	1	2	3	4	OT	PTS
<b>Team</b>	40	94	73	47	0	254
<b>Opponents</b>	105	110	97	126	0	438

SCORING	TD	RU	PA	RT	PAT	FG	S	TP
Succop	0	0	0	0	27/27	19/22	0	84
Wright	6	0	6	0			0	36
Walker	4	0	4	0			0	24
Hunter	3	0	3	0			0	18
Greene	2	2	0	0			0	12
Sankey	2	2	0	0			0	12
L. Washington	2	0	2	0			0	12
N. Washington	2	0	2	0			0	12
Battle	1	1	0	0			0	6
Coffman	1	0	1	0			0	6
Hagan	1	0	1	0			0	6
Huff	1	0	0	1b			0	6
Locker	1	1	0	0			0	6
McCluster	1	0	1	0			0	6
McCourty	1	0	0	1a			0	6
<b>Team</b>	28	6	20	2	27/27	19/22	1	254
<b>Opponents</b>	48	17	28	3	47/47	33/39	2	438

2-Pt Conversions: TM 0-1, OPP 0-1

**FUM/Lost:** Mettenberger 4/2, Locker 3/1, L. Washington 3/1, Whitehurst 3/0, Sankey 2/2, Spencer 2/0, Walker 2/0, Greene 1/1, McCluster 1/1, Schwenke 1/1, Wright 1/1

RUSHING	No	Yds	Avg	Lg	TD
Sankey	152	569	3.7	22	2
Greene	94	392	4.2	52	2
Locker	22	142	6.5	29	1
McCluster	40	131	3.3	16	0
Whitehurst	20	90	4.5	23	0
L. Washington	13	57	4.4	16	0
Wright	4	54	13.5	38	0
Battle	5	9	1.8	5	1
Mettenberger	5	4	0.8	8	0

PASSING	Att	Cmp	Pct	Yards	Yds/Att	TD	Int	Lg	Sk/Yds	Rating
Whitehurst	185	105	56.8	1,236	7.17	7	2	75t	18/103	87.4
Mettenberger	179	107	59.8	1,412	7.89	8	7	80t	18/138	83.4
Locker	146	86	58.9	993	6.80	5	7	61t	14/85	70.9
Palmer	3	1	33.3	7	2.33	0	0	7	0/0	42.4
<b>Team</b>	<b>513</b>	<b>299</b>	<b>58.3</b>	<b>3,738</b>	<b>7.29</b>	<b>20</b>	<b>16</b>	<b>80t</b>	<b>50/326</b>	<b>81.0</b>
<b>Opponents</b>	<b>545</b>	<b>347</b>	<b>63.7</b>	<b>3,995</b>	<b>7.33</b>	<b>28</b>	<b>12</b>	<b>80</b>	<b>39/222</b>	<b>93.6</b>

Palmer	1	-1	-1.0	-1	0
<b>Team</b>	<b>356</b>	<b>1447</b>	<b>4.1</b>	<b>52</b>	<b>6</b>
<b>Opponents</b>	<b>515</b>	<b>2195</b>	<b>4.3</b>	<b>62t</b>	<b>17</b>

RECEIVING	No	Yds	Avg	Lg	TD
Walker	63	890	14.1	68	4
Wright	57	715	12.5	48	6
N. Washington	40	647	16.2	80t	2
Hunter	28	498	17.8	75t	3
McCluster	26	197	7.6	25	1
L. Washington	22	159	7.2	25	2
Hagan	19	254	13.4	38t	1
Sankey	18	133	7.4	18	0
Coffman	6	64	10.7	18	1
Durham	6	54	9.0	14	0
Battle	5	28	5.6	12	0
Stevens	2	26	13.0	20	0
Thompson	2	24	12.0	13	0
Andrews	2	11	5.5	6	0
Greene	1	13	13.0	13	0
Klug	1	9	9.0	9	0
Schwenke	1	6	6.0	6	0
Whitehurst	0	10	---	10	0
<b>Team</b>	<b>299</b>	<b>3738</b>	<b>12.5</b>	<b>80t</b>	<b>20</b>
<b>Opponents</b>	<b>347</b>	<b>3995</b>	<b>11.5</b>	<b>80</b>	<b>28</b>

INTERCEPTIONS	No	Yds	Avg	Lg	TD
McCourty	3	0	0.0	0	0
Woodyard	2	20	10.0	13	0
Griffin	2	12	6.0	12	0
Wreh-Wilson	1	34	34.0	34	0
Stafford	1	33	33.0	33	0
Huff	1	23	23.0	23t	1
Ghee	1	0	0.0	0	0
Wilson	1	0	0.0	0	0
<b>Team</b>	<b>12</b>	<b>122</b>	<b>10.2</b>	<b>34</b>	<b>1</b>
<b>Opponents</b>	<b>16</b>	<b>214</b>	<b>13.4</b>	<b>67</b>	<b>1</b>

PUNTING	No	Yds	Avg	Net	TB	In	Lg	B
Kern	88	4118	46.8	40.8	7	28	79	1
<b>Team</b>	<b>89</b>	<b>4118</b>	<b>46.3</b>	<b>40.8</b>	<b>7</b>	<b>28</b>	<b>79</b>	<b>1</b>
<b>Opponents</b>	<b>73</b>	<b>3356</b>	<b>46.0</b>	<b>41.2</b>	<b>7</b>	<b>26</b>	<b>69</b>	<b>0</b>

PUNT RETURNS	No	FC	Yds	Avg	Lg	TD
McCluster	22	14	155	7.0	48	0
L. Washington	7	4	47	6.7	10	0
Griffin	1	0	5	5.0	5	0
<b>Team</b>	<b>30</b>	<b>18</b>	<b>207</b>	<b>6.9</b>	<b>48</b>	<b>0</b>
<b>Opponents</b>	<b>43</b>	<b>25</b>	<b>350</b>	<b>8.1</b>	<b>30</b>	<b>0</b>

KICKOFF RETURNS	No	Yds	Avg	Lg	TD
L. Washington	31	738	23.8	52	0
Sankey	7	198	28.3	42	0
Andrews	5	110	22.0	27	0
Battle	2	43	21.5	22	0
Klug	2	32	16.0	20	0
Martin	1	0	0.0	0	0
<b>Team</b>	<b>48</b>	<b>1121</b>	<b>23.4</b>	<b>52</b>	<b>0</b>
<b>Opponents</b>	<b>31</b>	<b>855</b>	<b>27.6</b>	<b>107t</b>	<b>1</b>

FIELD GOALS	1-19	20-29	30-39	40-49	50+
Succop	0/0	5/5	7/7	5/8	2/2
<b>Team</b>	<b>0/0</b>	<b>5/5</b>	<b>7/7</b>	<b>5/8</b>	<b>2/2</b>
<b>Opponents</b>	<b>1/1</b>	<b>9/9</b>	<b>12/12</b>	<b>7/11</b>	<b>4/6</b>

**Titans/Succop:** (36G,31G,46G,47G) (47G) (40N,44N) (36G) (0) (25G,21G,42G) (36G) (35G) (0) (20G) (20G) (0) (42N) (40G, 33G,51G) (50G,23G) (31G)  
**OPP:** (35G,48N) (48G,44G,51G,48G) (29G) (31G,30G) (38G,42G) (55B)(31G,31G,27G,22G) (30G,29G,49G) (0) (49G,23G) (36G,26G,49N,35G,30G,50G) (37G,43B) (20G,19G,36G,52G,42G) (53N,51G) (0) (23G,46N,26G)

**SACKS**  
Morgan 6.5, Casey 5, Griffin 3, Hill 3, Williamson 3, Woodyard 2.5, Klug 2, Phillips TM 2, Pitoitua 2, Wimbley 2, Groves 1, Huff 1, D. Jones 1, Pollard 1, Sensabaugh 1, Stafford 1, Wilson 1, Woods 1  
**Titans 39, Opponents 50**

**TACKLES (Solo-Assists-Total)**  
Woodyard (66-68-134), Griffin (83-32-115), Williamson (55-52-107), Casey (58-28-86), McCourty (77-8-85), Morgan (52-30-82), Wilson (49-16-65), Wreh-Wilson (47-10-57), Hill (30-17-47), Pitoitua (21-24-45), Sensabaugh (37-7-44), Wimbley (18-23-41), Stafford (24-9-33), Klug (21-10-31), Woods (14-17-31), Phillips (14-14-28), Martin (10-18-28), Pollard (22-4-26), Gooden (15-9-24), Groves (12-7-19), Huff (8-6-14), Jones (7-6-13), Harris (8-1-9), Moch (3-1-4), Ghee (3-0-3), Brown (1-0-1)  
**Team Totals: 755-417-1,172**

### USUAL STARTING LINEUP

**OFFENSE**

WR	Nate Washington (85)
TE	Delanie Walker (82)
LT	Taylor Lewan (77)
LG	Andy Levitre (67)
C	Brian Schwenke (62)
RG	Chance Warmack (70)
RT	Michael Oher (72)
TE	Craig Stevens (88)/Brett Brackett (87)
WR	Kendall Wright (13)
QB	Zach Mettenberger (7)
RB	Bishop Sankey (20)

**DEFENSE**

DE	Ropati Pitoitua (92)
NT	Sammie Hill (94)
DT	Jurrell Casey (99)
OLB	Derrick Morgan (91)
ILB	Wesley Woodyard (59)
ILB	Avery Williamson (54)
OLB	Kameron Wimbley (95)
CB	Bliidi Wreh-Wilson (25)
SS	George Wilson (21)
FS	Michael Griffin (33)
CB	Jason McCourty (30)

**SPECIALISTS**

K	Ryan Succop (8)
P	Brett Kern (6)
KR/PR	Leon Washington (26)

**Pro Bowl** All-Pro

**GM:** Ruston Webster; **Head Coach:** Ken Whisenhunt  
**Asst. Coaches:** Ray Horton (def. coord.), Jason Michael (off. coord.), Bob Bostad (off. line), Steve Brown (asst. sec. coord.), Louie Cioffi (secondary), Sylvester Croom (RB), Nick Eason (asst. DL), Steve Hoffman (ST asst.), Shawn Jefferson (WR), Nate Kaczor (ST), Cannon Matthews (qual. ctl. coord. - def.), John McNulty (QB), Mike Mularkey (TE), Kevin Patullo (asst. WR), Arthur Smith (asst. TE), Giff Smith (DL), Lou Spanos (LB), Luke Stechel (off. asst.), Mike Sullivan (asst. OL), Steve Watterson (strength and cond.)

### AMERICAN FOOTBALL CONFERENCE STANDINGS

AFC EAST	W	L	T	Pct
New England	12	4	0	.750
Buffalo	9	7	0	.563
Miami	8	8	0	.500
New York Jets	4	12	0	.250
<b>AFC NORTH</b>	<b>W</b>	<b>L</b>	<b>T</b>	<b>Pct</b>
Pittsburgh	11	5	0	.688
* Cincinnati	10	5	1	.656
* Baltimore	10	6	0	.625
Cleveland	7	9	0	.438
<b>AFC SOUTH</b>	<b>W</b>	<b>L</b>	<b>T</b>	<b>Pct</b>
Indianapolis	11	5	0	.688
Houston	9	7	0	.563
Jacksonville	3	13	0	.188
<b>Tennessee</b>	<b>2</b>	<b>14</b>	<b>0</b>	<b>.125</b>
<b>AFC WEST</b>	<b>W</b>	<b>L</b>	<b>T</b>	<b>Pct</b>
Denver	12	4	0	.750
Kansas City	9	7	0	.563
San Diego	9	7	0	.563
Oakland	3	13	0	.188

### NATIONAL FOOTBALL CONFERENCE STANDINGS

NFC EAST	W	L	T	Pct
Dallas	12	4	0	.750
Philadelphia	10	6	0	.625
New York Giants	6	10	0	.375
Washington	4	12	0	.250
<b>NFC NORTH</b>	<b>W</b>	<b>L</b>	<b>T</b>	<b>Pct</b>
Green Bay	12	4	0	.750
* Detroit	11	5	0	.688
Minnesota	7	9	0	.438
Chicago	5	11	0	.313
<b>NFC SOUTH</b>	<b>W</b>	<b>L</b>	<b>T</b>	<b>Pct</b>
Carolina	7	8	1	.469
New Orleans	7	9	0	.438
Atlanta	6	10	0	.375
Tampa Bay	2	14	0	.125
<b>NFC WEST</b>	<b>W</b>	<b>L</b>	<b>T</b>	<b>Pct</b>
Seattle	12	4	0	.750
* Arizona	11	5	0	.688

**2013 SEASON (7-9 REGULAR SEASON, 0-0 PLAYOFFS) • 2ND PLACE AFC SOUTH**

DATE	OPPONENT	SCORE	W/L	ATT
Sep. 8	at Pittsburgh	16-9	W	61,585
Sep. 15	at Houston	24-30*	L	71,718
Sep. 22	SAN DIEGO	20-17	W	69,143
Sep. 29	NEW YORK JETS	38-13	W	69,143
Oct. 6	KANSAS CITY	17-26	L	69,143
Oct. 13	at Seattle	13-20	L	68,127
Oct. 20	SAN FRANCISCO	17-31	L	69,143
Nov. 3	at St. Louis	28-21	W	54,617
Nov. 10	JACKSONVILLE	27-29	L	69,143
Nov. 14	INDIANAPOLIS	27-30	L	69,143
Nov. 24	at Oakland	23-19	W	46,001
Dec. 1	at Indianapolis	14-22	L	65,502
Dec. 8	at Denver	28-51	L	76,554
Dec. 15	ARIZONA	34-37*	L	69,143
Dec. 22	at Jacksonville	20-16	W	60,559
Dec. 29	HOUSTON	16-10	W	69,143

	TITANS	OPP
<b>Total First Downs</b>	<b>311</b>	<b>329</b>
Rushing	103	108
Passing	172	191
Penalty	36	30
3rd Down: Made/Att	94/227	69/201
3rd Down Pct.	41.4	34.3
4th Down: Made/Att	11/17	7/11
4th Down Pct.	64.7	63.6
<b>Possession Avg.</b>	<b>30:00</b>	<b>30:00</b>
<b>Total Net Yards</b>	<b>5390</b>	<b>5407</b>
Avg. Per Game	336.9	337.9
Total Plays	1032	1027
Avg. Per Play	5.2	5.3
<b>Net Yards Rushing</b>	<b>1894</b>	<b>1795</b>
Avg. Per Game	118.4	112.2
Total Rushes	462	446
<b>Net Yards Passing</b>	<b>3496</b>	<b>3612</b>
Avg. Per Game	218.5	225.8
Sacked/Yards Lost	37/214	36/227
Gross Yards	3710	3839
Att./Completions	533/328	545/344
Completion Pct.	63.1	63.1
Had Intercepted	16	13
<b>Punts/Average</b>	<b>79/42.9</b>	<b>76/45.0</b>
Net Punting Avg.	79/39.7	76/40.0
<b>Penalties/Yards</b>	<b>101/900</b>	<b>95/779</b>
<b>Fumbles/Ball Lost</b>	<b>27/9</b>	<b>24/12</b>
<b>Touchdowns</b>	<b>41</b>	<b>40</b>
Rushing	16	21
Passing	22	15
Returns	3	4

BY PERIODS	1	2	3	4	OT	PTS
<b>Team</b>	<b>71</b>	<b>77</b>	<b>65</b>	<b>149</b>	<b>0</b>	<b>362</b>
<b>Opponents</b>	<b>76</b>	<b>83</b>	<b>88</b>	<b>125</b>	<b>9</b>	<b>381</b>

SCORING	TD	RU	PA	RT	PAT	FG	S	TP
Bironas	0	0	0	0	41/41	25/29	0	116
C. Johnson	10	6	4	0	0	0	0	60
Walker	6	0	6	0	0	0	0	36
Greene	4	4	0	0	0	0	0	24
Hunter	4	0	4	0	0	0	0	24
Fitzpatrick	3	3	0	0	0	0	0	18
N. Washington	3	0	3	0	0	0	0	18
Locker	2	2	0	0	0	0	0	12
Preston	2	0	2	0	0	0	0	12
Wright	2	0	2	0	0	0	0	12
Battle	1	1	0	0	0	0	0	6
Klug	1	0	0	1b	0	0	0	6
McCourty	1	0	0	1c	0	0	0	6
Thompson	1	0	1	0	0	0	0	6
Verner	1	0	0	1a	0	0	0	6
<b>Team</b>	<b>41</b>	<b>16</b>	<b>22</b>	<b>3</b>	<b>41/41</b>	<b>25/29</b>	<b>0</b>	<b>362</b>
<b>Opponents</b>	<b>40</b>	<b>21</b>	<b>15</b>	<b>4</b>	<b>37/38</b>	<b>32/39</b>	<b>3</b>	<b>381</b>

2-Pt Conversions: TM 0-0, OPP 1-1

FUM/Lost: Fitzpatrick 9/2, C. Johnson 3/2, Locker 3/1, Kern 2/0, Williams 2/1, Wright 2/0, Wylie(TM) 2/1, Bailey 1/1, Reynaud(TM) 1/1, Walker 1/0, L. Washington(LG) 1/0, L. Washington(TM) 1/0

RUSHING	No	Yds	Avg	Lg	TD
C. Johnson	279	1077	3.9	30t	6
Greene	77	295	3.8	29	4
Fitzpatrick	43	225	5.2	26	3
Locker	24	155	6.5	39	2
Battle	36	142	3.9	37	1
Kern	2	0	0.0	0	0

PASSING	Att	Cmp	Pct	Yards	Yds/Att	TD	Int	Lg	Sk/Yds	Rating
Fitzpatrick	350	217	62.0	2454	7.01	14	12	77t	21/109	82.0
Locker	183	111	60.7	1256	6.86	8	4	66t	16/105	86.7
<b>Team</b>	<b>533</b>	<b>328</b>	<b>61.5</b>	<b>3710</b>	<b>6.96</b>	<b>22</b>	<b>16</b>	<b>77t</b>	<b>37/214</b>	<b>83.6</b>
<b>Opponents</b>	<b>545</b>	<b>344</b>	<b>63.1</b>	<b>3839</b>	<b>7.04</b>	<b>15</b>	<b>13</b>	<b>55</b>	<b>36/227</b>	<b>83.3</b>

Reynaud	1	0	0.0	0	0
<b>Team</b>	<b>462</b>	<b>1894</b>	<b>4.1</b>	<b>39</b>	<b>16</b>
<b>Opponents</b>	<b>446</b>	<b>1795</b>	<b>4.0</b>	<b>60</b>	<b>21</b>

RECEIVING	No	Yds	Avg	Lg	TD
Wright	94	1079	11.5	45	2
Walker	60	571	9.5	33	6
N. Washington	58	919	15.8	77t	3
C. Johnson	42	345	8.2	66t	4
Hunter	18	354	19.7	57	4
Williams	15	178	11.9	32	0
Britt	11	96	8.7	15	0
Greene	6	39	6.5	28	0
Mooney	6	32	5.3	22	0
Preston	5	37	7.4	10t	2
Battle	4	36	9.0	24	0
Thompson	3	13	4.3	9t	1
Stevens	2	5	2.5	6	0
Shiancoe	2	2	1.0	3	0
Reynaud	1	4	4.0	4	0
Fitzpatrick	1	0	0.0	0	0
<b>Team</b>	<b>328</b>	<b>3710</b>	<b>11.3</b>	<b>77t</b>	<b>22</b>
<b>Opponents</b>	<b>344</b>	<b>3839</b>	<b>11.2</b>	<b>55</b>	<b>15</b>

INTERCEPTIONS	No	Yds	Avg	Lg	TD
Verner	5	68	13.6	34	1
Pollard	3	36	12.0	32	0
Ayers	1	5	5.0	5	0
Brown	1	3	3.0	3	0
McCarthy	1	1	1.0	1	0
Griffin	1	0	0.0	0	0
G. Wilson	1	0	0.0	0	0
<b>Team</b>	<b>13</b>	<b>113</b>	<b>8.7</b>	<b>34</b>	<b>1</b>
<b>Opponents</b>	<b>16</b>	<b>132</b>	<b>8.3</b>	<b>35</b>	<b>1</b>

PUNTING	No	Yds	Avg	Net	TB	In	Lg	B
Kern	78	3386	43.4	39.7	2	32	63	1
<b>Team</b>	<b>79</b>	<b>3386</b>	<b>42.9</b>	<b>39.7</b>	<b>2</b>	<b>32</b>	<b>63</b>	<b>1</b>
<b>Opponents</b>	<b>76</b>	<b>3422</b>	<b>45.0</b>	<b>40.0</b>	<b>7</b>	<b>28</b>	<b>61</b>	<b>0</b>

PUNT RETURNS	No	FC	Yds	Avg	Lg	TD
Reynaud	18	8	135	7.5	35	0
L. Washington	6	9	78	13.0	33	0
Williams	4	3	12	3.0	8	0
Wylie	2	0	4	2.0	4	0
Verner	1	0	11	11.0	11	0
<b>Team</b>	<b>31</b>	<b>20</b>	<b>240</b>	<b>7.7</b>	<b>35</b>	<b>0</b>
<b>Opponents</b>	<b>35</b>	<b>25</b>	<b>210</b>	<b>6.0</b>	<b>24</b>	<b>0</b>

KICKOFF RETURNS	No	Yds	Avg	Lg	TD
L. Washington LG	17	500	29.4	95	0
L. Washington TM	16	481	30.1	95	0
Reynaud	15	355	23.7	40	0
Williams	5	123	24.6	37	0
Wylie	5	94	18.8	23	0
Bailey	1	0	0.0	0	0
Battle	1	26	26.0	26	0
Verner	1	17	17.0	17	0
<b>Team</b>	<b>44</b>	<b>1096</b>	<b>24.9</b>	<b>95</b>	<b>0</b>
<b>Opponents</b>	<b>45</b>	<b>1099</b>	<b>24.4</b>	<b>46</b>	<b>0</b>

FIELD GOALS	1-19	20-29	30-39	40-49	50+
Bironas	0/0	10/10	8/9	5/7	2/3
<b>Team</b>	<b>0/0</b>	<b>10/10</b>	<b>8/9</b>	<b>5/7</b>	<b>2/3</b>
<b>Opponents</b>	<b>2/2</b>	<b>6/6</b>	<b>6/8</b>	<b>15/18</b>	<b>3/5</b>

Bironas/Titans: (26G,44G,27G) (48N,47G) (20G,43N,37G) (26G) (22G,32N) (38G,25G) (31G) (39G,37G) (25G,38G) (33G,22G,23G) ( ) ( ) (45G,50N,24G) (45G,52G) (42G,55G,37G) (OPP: ( ) (50N,50N,46N) (44G,38B) (45G,47G) (29G,24G, 33G,48G) (31G,29G) (44G) (44N) (32G,44G) (48G,30G, 50G) (52G,48G,24G,32N,48N,42G) (47G,48G,45G,37G, 49G) (25G,64G,19G) (25G,47G,41G) (36G) (19G)

**SACKS**  
Casey 10.5, Morgan 6, Brown 4, Pitoitua 4, A. Johnson 3, Wimbley 3, Klug 2, Ayers 1, Fokou 1, Mi. Martin 1, Pollard 0.5  
**Titans 36, Opponents 37**

**TACKLES (Solo-Assists-Total)**  
Pollard (93-49-142), Brown (80-37-117), Griffin (71-35-106), Fokou (67-31-98), Pitoitua (42-49-91), Casey (49-41-90), McCourty (68-9-77), Verner (61-12-73), Ayers (44-12-56), Morgan (31-23-54), McCarthy (35-16-51), Hill (26-14-40), Sensabaugh (29-8-37), A. Johnson (19-16-35), Wilson (25-8-33), Klug (14-12-26), Wimbley (12-12-24), Martin (9-13-22), Edwards (6-4-10), Wreh-Wilson (6-3-9), Gooden (4-3-7), Campbell (3-1-4), Stafford (1-0-1)  
**Team Totals: 795-408-1,203**

**USUAL STARTING LINEUP**

**OFFENSE**  
WR Nate Washington (85)  
TE Craig Stevens (88)  
LT Michael Roos (71)  
LG Andy Levitre (67)  
C Brian Schwenke (62)  
RG Chance Warmack (70)  
RT David Stewart (76)  
TE Delanie Walker (82)  
WR Kendall Wright (13)  
QB Jake Locker (10)/Ryan Fitzpatrick (4)  
RB Chris Johnson (28)

**DEFENSE**  
LE Derrick Morgan (91)  
DT Sammie Hill (94)  
DT Jurrell Casey (99)  
RE Ropati Pitoitua (92)  
SLB Akeem Ayers (56)  
MLB Moise Fokou (53)  
WLB Zach Brown (55)  
LCB Jason McCourty (30)  
**RCB Alterraun Verner (20)**  
SS Bernard Pollard (31)  
FS Michael Griffin (33)

**SPECIALISTS**  
K Rob Bironas (2)  
P Brett Kern (6)  
KR/PR Leon Washington (26)

**Pro Bowl** All-Pro

**GM:** Ruston Webster; **Head Coach:** Mike Munchak  
**Asst. Coaches:** Jerry Gray (def. coord.), Dowell Loggains (off. coord.), Steve Watterson (asst. head coach/strength & cond.), Gregg Williams (senior asst./defense), Steve Brown (asst. secondary), Sylvester Croom (RB), Jonathan Gannon (def. asst./qual. ctl.), George Henshaw (TE), Steve Hoffman (ST asst.), Shawn Jefferson (WR), Nate Kaczor (ST), Bruce Matthews (OL), Brett Maxie (secondary), Keith Millard (def. asst./pass rush specialist), Chet Parlavacchio (LB), Dave Ragone (QB), Tracy Rucker (DL), Arthur Smith (OL/TE asst.)

**AMERICAN FOOTBALL CONFERENCE STANDINGS**

AFC EAST	W	L	T	Pct
New England	12	4	0	.750
New York Jets	8	8	0	.500
Miami	8	8	0	.500
Buffalo	6	10	0	.375
<b>AFC NORTH</b>	<b>W</b>	<b>L</b>	<b>T</b>	<b>Pct</b>
Cincinnati	11	5	0	.688
Pittsburgh	8	8	0	.500
Baltimore	8	8	0	.500
Cleveland	4	12	0	.250
<b>AFC SOUTH</b>	<b>W</b>	<b>L</b>	<b>T</b>	<b>Pct</b>
Indianapolis	11	5	0	.688
<b>Tennessee</b>	<b>7</b>	<b>9</b>	<b>0</b>	<b>.438</b>
Jacksonville	4	12	0	.250
Houston	2	14	0	.125
<b>AFC WEST</b>	<b>W</b>	<b>L</b>	<b>T</b>	<b>Pct</b>
Denver	13	3	0	.813
* Kansas City	11	5	0	.688
* San Diego	9	7	0	.563
Oakland	4	12	0	.250

**NATIONAL FOOTBALL CONFERENCE STANDINGS**

NFC EAST	W	L	T	Pct
Philadelphia	10	6	0	.625
Dallas	8	8	0	.500
New York Giants	7	9	0	.438
Washington	3	13	0	.188
<b>NFC NORTH</b>	<b>W</b>	<b>L</b>	<b>T</b>	<b>Pct</b>
Green Bay	8	7	1	.531
Chicago	8	8	0	.500
Detroit	7	9	0	.438
Minnesota	5	10	1	.344
<b>NFC SOUTH</b>	<b>W</b>	<b>L</b>	<b>T</b>	<b>Pct</b>
Carolina	12	4	0	.750
* New Orleans	11	5	0	.688
Atlanta	4	12	0	.250
Tampa Bay	4	12	0	.250
<b>NFC WEST</b>	<b>W</b>	<b>L</b>	<b>T</b>	<b>Pct</b>
Seattle	13	3	0	.813
* San Francisco	12	4	0	.750
Arizona	10	6	0	.625
St. Louis Rams	7	9	0	.438

\* Wild Card for Playoffs







## 2010 SEASON (6-10 REGULAR SEASON, 0-0 PLAYOFFS) • 4TH PLACE AFC SOUTH

DATE	OPPONENT	SCORE	W/L	ATT
Sep. 12	OAKLAND	38-13	W	69,143
Sep. 19	PITTSBURGH	11-19	L	69,143
Sep. 26	at New York Giants	29-10	W	79,386
Oct. 3	DENVER	20-26	L	69,143
Oct. 10	at Dallas	34-27	W	90,616
Oct. 18	at Jacksonville	30-3	W	63,625
Oct. 24	PHILADELPHIA	37-19	W	69,143
Oct. 31	at San Diego	25-33	L	59,260
Nov. 7	BYE			
Nov. 14	at Miami	17-29	L	65,585
Nov. 21	WASHINGTON	16-19*	L	69,143
Nov. 28	at Houston	0-20	L	70,855
Dec. 5	JACKSONVILLE	6-17	L	69,143
Dec. 9	INDIANAPOLIS	28-30	L	69,143
Dec. 19	HOUSTON	31-17	W	69,143
Dec. 26	at Kansas City	14-34	L	65,606
Jan. 2	at Indianapolis	20-23	L	67,188

	TITANS	OPP
<b>Total First Downs</b>	<b>252</b>	<b>356</b>
Rushing	73	107
Passing	155	214
Penalty	24	35
3rd Down: Made/Att	71/204	104/242
3rd Down Pct.	34.8	43.0
4th Down: Made/Att	8/14	9/22
4th Down Pct.	57.1	40.9
<b>Possession Avg.</b>	<b>25:54</b>	<b>34:06</b>
<b>Total Net Yards</b>	<b>4834</b>	<b>5883</b>
Avg. Per Game	302.1	367.7
Total Plays	907	1139
Avg. Per Play	5.3	5.2
<b>Net Yards Rushing</b>	<b>1727</b>	<b>1851</b>
Avg. Per Game	107.9	115.7
Total Rushes	406	474
<b>Net Yards Passing</b>	<b>3107</b>	<b>4032</b>
Avg. Per Game	194.2	252.0
Sacked/Yards Lost	27/171	40/272
Gross Yards	3278	4304
Att./Completions	474/273	625/410
Completion Pct.	57.6	65.6
Had Intercepted	15	17
<b>Punts/Average</b>	<b>77/42.9</b>	<b>61/42.9</b>
<b>Net Punting Avg.</b>	<b>77/39.1</b>	<b>61/34.6</b>
<b>Penalties/Yards</b>	<b>128/1040</b>	<b>114/1039</b>
<b>Fumbles/Ball Lost</b>	<b>22/14</b>	<b>25/8</b>
<b>Touchdowns</b>	<b>40</b>	<b>32</b>
Rushing	13	7
Passing	24	23
Returns	3	2

BY PERIODS	1	2	3	4	OT	PTS
<b>Team</b>	<b>79</b>	<b>92</b>	<b>83</b>	<b>102</b>	<b>0</b>	<b>356</b>
<b>Opponents</b>	<b>65</b>	<b>130</b>	<b>65</b>	<b>76</b>	<b>3</b>	<b>339</b>

SCORING	TD	RU	PA	RT	PAT	FG	S	TP
Bironas	0	0	0	0	38/38	24/26	0	110
C. Johnson	12	11	1	0	0	0	0	72
Britt	9	0	9	0	0	0	0	56
Washington	6	0	6	0	0	0	0	36
Moss LG	5	0	5	0	0	0	0	30
Scaife	4	0	4	0	0	0	0	24
Mariani	2	0	0	2	0	0	0	12
Ringer	2	2	0	0	0	0	0	12
Stevens	2	0	2	0	0	0	0	12
Cook	1	0	1	0	0	0	0	6
Finnegan	1	0	0	1	0	0	0	6
Gage	1	0	1	0	0	0	0	6
Schommer	0	0	0	0	0	0	1	2
<b>Team</b>	<b>40</b>	<b>13</b>	<b>24</b>	<b>3</b>	<b>38/38</b>	<b>24/26</b>	<b>2</b>	<b>356</b>
<b>Opponents</b>	<b>32</b>	<b>7</b>	<b>23</b>	<b>2</b>	<b>30/30</b>	<b>39/48</b>	<b>0</b>	<b>339</b>

**2-Pt Conversions:** Britt, Titans 1-2, Opponents 0-2

**FUM/Lost:** Young 6/4, K. Collins 5/3, C. Johnson 3/2, Mariani 3/2, Scaife 2/1, Amano 1/0, Amato 1/1, Britt 1/1

RUSHING	No	Yds	Avg	Lg	TD
C. Johnson	316	1364	4.3	76t	11
Ringer	51	239	4.7	54	2
Young	25	125	5.0	20	0
Williams	1	5	5.0	5	0
K. Collins	10	1	0.1	4	0
Hall	1	1	1.0	1	0
Kern	1	0	0.0	0	0
Washington	1	-8	-8.0	-8	0
<b>Team</b>	<b>406</b>	<b>1727</b>	<b>4.3</b>	<b>76t</b>	<b>13</b>
<b>Opponents</b>	<b>474</b>	<b>1851</b>	<b>3.9</b>	<b>37</b>	<b>7</b>

PASSING	Att	Cmp	Pct	Yards	Yds/Att	TD	Int	Lg	Sk/Yds	Rating
K. Collins	278	160	57.6	1823	6.56	14	8	80t	13/91	82.2
Young	156	93	59.6	1255	8.04	10	3	71t	13/80	98.6
Smith	40	20	50.0	200	5.00	0	4	52	1/0	25.0
<b>Team</b>	<b>474</b>	<b>273</b>	<b>57.6</b>	<b>3278</b>	<b>6.92</b>	<b>24</b>	<b>15</b>	<b>80t</b>	<b>27/171</b>	<b>82.6</b>
<b>Opponents</b>	<b>625</b>	<b>410</b>	<b>65.6</b>	<b>4304</b>	<b>6.89</b>	<b>23</b>	<b>17</b>	<b>75t</b>	<b>40/272</b>	<b>86.4</b>

RECEIVING	No	Yds	Avg	Lg	TD
C. Johnson	44	245	5.6	25	1
Britt	42	775	18.5	80t	9
Washington	42	687	16.4	71t	6
Scaife	36	318	8.8	30	4
Cook	29	361	12.4	36	1
Moss LG	28	393	14.0	37t	5
Moss TM	6	80	13.3	26	0
Gage	20	266	13.3	30	1
Williams	16	219	13.7	39	0
Hall	15	100	6.7	19	0
Stevens	11	122	11.1	28	2
Ringer	7	44	6.3	9	0
L. Hawkins	5	61	12.2	24	0
<b>Team</b>	<b>273</b>	<b>3278</b>	<b>12.0</b>	<b>80t</b>	<b>24</b>
<b>Opponents</b>	<b>410</b>	<b>4304</b>	<b>10.5</b>	<b>75t</b>	<b>23</b>

INTERCEPTIONS	No	Yds	Avg	Lg	TD
Griffin	4	50	12.5	28	0
Verner	3	41	13.7	19	0
Finnegan	2	41	20.5	41t	1
McCourty	2	11	5.5	11	0
Witherspoon	2	11	5.5	9	0
Hope	1	32	32.0	32	0
Tulloch	1	18	18.0	18	0
Fuller	1	0	0.0	0	0
Marks	1	-6	-6.0	-6	0
<b>Team</b>	<b>17</b>	<b>198</b>	<b>11.6</b>	<b>41t</b>	<b>1</b>
<b>Opponents</b>	<b>15</b>	<b>120</b>	<b>8.0</b>	<b>54t</b>	<b>1</b>

PUNTING	No	Yds	Avg	Net	TB	In	Lg	B
Kern	77	3302	42.9	39.1	4	24	68	0
<b>Team</b>	<b>77</b>	<b>3302</b>	<b>42.9</b>	<b>39.1</b>	<b>4</b>	<b>24</b>	<b>68</b>	<b>0</b>
<b>Opponents</b>	<b>61</b>	<b>2618</b>	<b>42.9</b>	<b>34.6</b>	<b>9</b>	<b>15</b>	<b>68</b>	<b>1</b>

PUNT RETURNS	No	FC	Yds	Avg	Lg	TD
Mariani	27	17	329	12.2	87t	1
<b>Team</b>	<b>27</b>	<b>17</b>	<b>329</b>	<b>12.2</b>	<b>87t</b>	<b>1</b>
<b>Opponents</b>	<b>35</b>	<b>16</b>	<b>214</b>	<b>6.1</b>	<b>29</b>	<b>0</b>

KICKOFF RETURNS	No	Yds	Avg	Lg	TD
Mariani	60	1530	25.5	98t	1
Hall	2	21	10.5	15	0
Cook	1	3	3.0	3	0
Gage	1	2	2.0	2	0
<b>Team</b>	<b>64</b>	<b>1556</b>	<b>24.3</b>	<b>98t</b>	<b>1</b>
<b>Opponents</b>	<b>56</b>	<b>1389</b>	<b>24.8</b>	<b>97t</b>	<b>1</b>

FIELD GOALS	1-19	20-29	30-39	40-49	50+
Bironas	0/0	6/6	8/9	8/8	2/3
<b>Team</b>	<b>0/0</b>	<b>6/6</b>	<b>8/9</b>	<b>8/8</b>	<b>2/3</b>
<b>Opponents</b>	<b>1/1</b>	<b>10/10</b>	<b>15/15</b>	<b>11/17</b>	<b>2/5</b>

**Bironas/Titans:** (43G) (21G) (48G,22G) (35N,55G,46G) (52G, 40G) (26G,33G,36G)(41G,38G,33G) (21G) (40G) (25G, 32G,40G) ( ) (37G,30G) ( ) (30G) ( ) (26G,42G,61N) **OPP:** (34G,30G,53N) (36G,34G,25G,27G) (53N,50G,44N) (36G,36G,35G,36G)(51G,44N,26G) (33G) (25G,46G,46G,28G) (34G,36G) (23G,26G,42G)(19G,51N,40G,42G,47N,48G) (35G,33G) (26G,49B,48N) (21G,28G,47G) (37G) (35G,47N,42G) (48G,44G,43G)

**SACKS**  
Babin 12.5, Ball 7, T. Brown 3.5, Jones 3.5, Ford 3, Witherspoon 3, Hayes 1.5, McRath 1.5, Morgan 1.5, Finnegan 1, Hope 1, Tulloch 1  
**Titans 40, Opponents 27**

**TACKLES (Solo-Assists-Total)**  
Tulloch (121-48-169), Griffin (99-54-153), Hope (85-48-133), Verner (76-27-103), Finnegan (76-24-100), Witherspoon (65-34-99), Babin (56-37-93), Ford (38-29-67), Jones (36-25-61), McRath (45-15-60), Ball (32-27-59), Haye (30-22-52), Marks (27-23-50), Hayes (27-22-49), McCourty (36-9-45), Brown (18-17-35), Fuller (22-10-32), Douglas (14-16-30), Shaw (7-4-11), Morgan (6-4-10), Sheppard (4-5-9), Winborn (4-4-8), Gordon (2-2-4), Mouton (3-0-3), Allred (2-1-3)  
**Team Totals: 931-507-1,438**

### USUAL STARTING LINEUP

**OFFENSE**  
WR Nate Washington (85)  
LT Michael Roos (71)  
LG Leroy Harris (64)  
C Eugene Amano (54)  
RG Jake Scott (73)  
RT David Stewart (76)  
TE Craig Stevens (88)/Bo Scaife (80)  
WR Justin Gage (12)/Kenny Britt (18)  
FB Ahmard Hall (45)  
QB Vince Young (10)/Kerry Collins (5)  
**RB Chris Johnson (28)**

**DEFENSE**  
**LE Jason Babin (93)**  
LT Jason Jones (91)  
RT Tony Brown (97)  
RE Dave Ball (98)  
LLB Gerald McRath (51)  
MLB Stephen Tulloch (55)  
RLB Will Witherspoon (92)  
LCB Alterraun Verner (20)  
RCB Cortland Finnegan (31)  
SS Chris Hope (24)  
**FS Michael Griffin (33)**

### SPECIALISTS

K Rob Bironas (2)  
P Brett Kern (6)  
KR/PR Marc Mariani (83)

### Pro Bowl

All-Pro

**GM:** Mike Reinfeldt; **Head Coach:** Jeff Fisher  
**Asst. Coaches:** Mike Heimerdinger (off. coord.), Chuck Cecil (def. coord.), Craig Johnson (asst. head coach/RB), Dave McGinnis (asst. head coach/LB), Steve Watterson (asst. head coach/strength & conditioning), Marty Galbraith (ST asst.), Fred Graves (WR), Tim Hauck (asst. secondary), Dowell Loggains (QB/passing game), Alan Lowry (ST), Mike Munchak (OL), Marcus Robertson (secondary), Rayna Stewart (def. asst./qual. ctrl.), Jim Washburn (DL), Richie Wessman (qual. control/off.), John Zernelt (TE)

### AMERICAN FOOTBALL CONFERENCE STANDINGS

AFC EAST	W	L	T	Pct
New England	14	2	0	.875
* New York Jets	11	5	0	.688
Miami	7	9	0	.438
Buffalo	4	12	0	.250
AFC NORTH	W	L	T	Pct
Pittsburgh	12	4	0	.750
* Baltimore	12	4	0	.750
Cleveland	5	11	0	.313
Cincinnati	4	12	0	.250
AFC SOUTH	W	L	T	Pct
Indianapolis	10	6	0	.625
Jacksonville	8	8	0	.500
Houston	6	10	0	.375
<b>Tennessee</b>	<b>6</b>	<b>10</b>	<b>0</b>	<b>.375</b>
AFC WEST	W	L	T	Pct
Kansas City	10	6	0	.625
San Diego	9	7	0	.563
Oakland	8	8	0	.500
Denver	4	12	0	.250

### NATIONAL FOOTBALL CONFERENCE STANDINGS

NFC EAST	W	L	T	Pct
Philadelphia	10	6	0	.625
New York Giants	10	6	0	.625
Dallas	6	10	0	.375
Washington	6	10	0	.375
NFC NORTH	W	L	T	Pct
Chicago	11	5	0	.688
* Green Bay	10	6	0	.625
Detroit	6	10	0	.375
Minnesota	6	10	0	.375
NFC SOUTH	W	L	T	Pct
Atlanta	13	3	0	.813
* New Orleans	11	5	0	.688
Tampa Bay	10	6	0	.625
Carolina	2	14	0	.125
NFC WEST	W	L	T	Pct
Seattle	7	9	0	.438
St. Louis	7	9	0	.438
San Francisco	6	10	0	.375
Arizona	5	11	0	.313

\* Wild Card for Playoffs





2008 SEASON (13-3 REGULAR SEASON, 0-1 PLAYOFFS) • 1ST PLACE AFC SOUTH

Table with columns: DATE, OPPONENT, SCORE, W/L, ATT. Rows include games against Jacksonville, Cincinnati, Houston, Minnesota, Baltimore, Kansas City, Indianapolis, Green Bay, Chicago, Jacksonville, NY Jets, Detroit, Cleveland, Houston, Pittsburgh, Indianapolis, and Baltimore.

Summary statistics table with columns: TITANS, OPP. Rows include Total First Downs, Rushing, Passing, Penalty, 3rd Down: Made/Att, 3rd Down Pct., 4th Down: Made/Att, 4th Down Pct., Possession Avg., Total Net Yards, Net Yards Rushing, Net Yards Passing, Punts/Average, Net Punting Avg., Penalties/Yards, Fumbles/Ball Lost, Touchdowns.

Table with columns: BY PERIODS, 1, 2, 3, 4, OT, PTS. Rows for Titans and Opponents.

Table with columns: SCORING, TD, RU, PA, RT, PAT, FG, S, TP. Rows for Bironas, White, Johnson, Gage, Hall, Scaife, Griffin, Ball, Jones, Finnegan, Bulluck, Crumpler, and Titans/Opponents totals.

2-point conversions: Hall, Titans 1-1, Opponents 0-1
FUM/Lost: Collins 5/1, Carr 2/0, McCareins 2/2, Young 2/0, Crumpler 1/0, Hall 1/1, Henrich 1/1, C. Johnson 1/1, Mawae 1/1, Scaife 1/0, White 1/1

Table with columns: RUSHING, No, Yds, Avg, Lg, TD. Rows for Johnson, White, Ganthier, Collins, Jones, Young, Hall, and McCareins.

Table with columns: PASSING, Att, Cmp, Pct, Yards, Yds/Att, TD, Int, Lg, Sk/Yds, Rating. Rows for K. Collins, V. Young, C. Simms, and Titans/Opponents totals.

Summary statistics table with columns: No, Yds, Avg, Lg, TD. Rows for Henry, Henrich, and Titans/Opponents totals.

Table with columns: RECEIVING, No, Yds, Avg, Lg, TD. Rows for Scaife, Johnson, Jones, Gage, McCareins, Crumpler, Hall, Hawkins, Ganthier, White, Davis, Stevens, Williams, and Titans/Opponents totals.

Table with columns: INTERCEPTIONS, No, Yds, Avg, Lg, TD. Rows for Griffin, Finnegan, Hope, Harper, Ball, Carr, and Titans/Opponents totals.

Table with columns: PUNTING, No, Yds, Avg, Net, TB, In, Lg, B. Rows for Henrich and Titans/Opponents totals.

Table with columns: PUNT RETURNS, No, FC, Yds, Avg, Lg, TD. Rows for Carr, Davis, and Titans/Opponents totals.

Table with columns: KICKOFF RETURNS, No, Yds, Avg, Lg, TD. Rows for Carr, Hawkins, Davis, Griffin, Hall, Johnson, Stevens, and Titans/Opponents totals.

Table with columns: FIELD GOALS, 1-19, 20-29, 30-39, 40-49, 50+. Rows for Bironas, and Titans/Opponents totals.

Bironas/Titans: (47G) (34G) (44G) (20G, 32G, 49G) (35G, 26G) (49G, 46G) (34G, 44G, 43N, 48G) (31G, 25G, 22G, 47N, 41G) (49N) (32G) (43G, 49G) (49G, 41G, 45G, 43G) ( ) (26G, 23G, 51G, 34G,) (42G) (48N)
Opponents: (37N,27G) (37N) (44G, 24G) (42G, 48N) (38G, 45N) (39N, 50N, 26G) ( ) (23G, 25G, 38G) (48B) ( ) (20G, 30G) (53G) (47G, 41G, 44N, 39G) (32G, 26N, 24G) (33N) (28G, 21G, 38G)

SACKS
Haynesworth 8.5, Ford 7, J. Jones 5, Ball 4.5, Vanden Bosch 4.5, Brown 4, Kearse 3.5, Vickerson 1.5, Finnegan 1, Griffin 1, Hayes 1, Hope 1, Tulloch 1, Bulluck 0.5
Titans 44, Opponents 12

TACKLES (Solo-Assists-Total)
Bulluck (83-37-120), Tulloch (62-36-98), Hope (71-22-93), Thornton (63-30-93), Griffin (49-32-81), Harper (70-10-80), Finnegan (61-18-79), Haynesworth (45-30-75), Brown (41-32-73), Ball (22-29-51), Jones (28-21-49), Kearse (35-13-48), Vanden Bosch (16-30-46), Ford (27-18-45), Fuller (35-8-43), Carr (24-9-33), Fowler (14-13-27), Vickerson (10-13-23), Hayes (13-8-21), King (9-1-10), Alfred (7-1-8), Nickey (3-3-6), Keglra (3-2-5), Stamer (1-1-2), Amato (0-0-0), Gordon (0-0-0), Hill (0-0-0), Williams (0-0-0)
Team Totals: 792-417-1209

USUAL STARTING LINEUP
OFFENSE: WR Justin McCareins (19), LT Michael Roos (71), LG Eugene Amano (54), C Kevin Mawae (68), RG Jake Scott (73), RT David Stewart (76), TE Alge Crumpler (83), WR Justin Gage (12), FB Ahmad Hall (45), QB Kerry Collins (5), RB Chris Johnson (28)
DEFENSE: LE Jevon Kearse (90), LT Tony Brown (97), RT Albert Haynesworth (92), RE Kyle Vanden Bosch (93), LLB David Thornton (50), MLB Stephen Tulloch (55), RLB Keith Bulluck (53), LCB Nick Harper (20), RCB Cortland Finnegan (31), SS Chris Hope (24), FS Michael Griffin (33)
SPECIALISTS: K Rob Bironas (2), P Craig Henrich (15)

Pro Bowl All-Pro
GM: Mike Reinfeldt; Head Coach: Jeff Fisher
Asst. Coaches: Mike Heimerdinger (off. coord.), Jim Schwartz (def. coord.), Dave McGinnis (asst. head coach/LB), Bart Andrus (off. asst.), Matt Burke (def. asst./qual. ct.), Earnest Byner (RB), Chuck Cecil (DB), Marty Galbraith (ST asst.), Fred Graves (WR), Craig Johnson (QB), Dowell Loggains (off. qual. ct.), Alan Lowry (ST), Mike Munchak (OL), Marcus Robertson (asst. secondary), Jim Washburn (DL), Steve Watterson (asst. head coach/strength & conditioning), John Zernhelt (TE)

AMERICAN FOOTBALL CONFERENCE STANDINGS
AFC EAST: Miami, New England, N.Y. Jets, Buffalo
AFC NORTH: Pittsburgh, Baltimore, Cincinnati, Cleveland
AFC SOUTH: Tennessee, Indianapolis, Houston, Jacksonville
AFC WEST: San Diego, Denver, Oakland, Kansas City

NATIONAL FOOTBALL CONFERENCE STANDINGS
NFC EAST: N.Y. Giants, Philadelphia, Dallas, Washington
NFC NORTH: Minnesota, Chicago, Green Bay, Detroit
NFC SOUTH: Carolina, Atlanta, Tampa Bay, New Orleans
NFC WEST: Arizona, San Francisco, Seattle, St. Louis

\* Wild Card for Playoffs



# 2007 SEASON (10-6 REGULAR SEASON, 0-1 PLAYOFFS) • 3RD PLACE AFC SOUTH

DATE	OPPONENT	SCORE	W/L	ATT
Sep. 9	at Jacksonville	13-10	W	65,437
Sep. 16	INDIANAPOLIS	20-22	L	69,143
Sep. 24	at New Orleans	31-14	W	70,002
Sep. 30	BYE			
Oct. 7	ATLANTA	20-13	W	69,143
Oct. 14	at Tampa Bay	10-13	L	65,347
Oct. 21	at Houston	38-36	W	70,734
Oct. 28	OAKLAND	13-9	W	69,143
Nov. 4	CAROLINA	20-7	W	69,143
Nov. 11	JACKSONVILLE	13-28	L	69,143
Nov. 19	at Denver	20-34	L	76,590
Nov. 25	at Cincinnati	6-35	L	65,489
Dec. 2	HOUSTON	28-20	W	69,143
Dec. 9	SAN DIEGO	17-23*	L	69,143
Dec. 16	at Kansas City	26-17	W	74,976
Dec. 23	N.Y. JETS	10-6	W	69,143
Dec. 30	at Indianapolis	16-10	W	57,202
Jan. 6	at San Diego	6-17	L	65,640

\* Overtime

	TITANS	OPP
<b>Total First Downs</b>	<b>306</b>	<b>268</b>
Rushing	118	80
Passing	171	165
Penalty	17	23
3rd Down: Made/Att	89/217	97/230
3rd Down Pct.	41.0	42.2
4th Down: Made/Att	2/11	8/16
4th Down Pct.	18.2	50.0
<b>Possession Avg.</b>	<b>31:38</b>	<b>28:22</b>
<b>Total Net Yards</b>	<b>4987</b>	<b>4665</b>
Avg. Per Game	311.7	291.6
Total Plays	1037	978
Avg. Per Play	4.8	4.8
<b>Net Yards Rushing</b>	<b>2109</b>	<b>1478</b>
Avg. Per Game	131.8	92.4
Total Rushes	543	369
Avg. Per Play	3.9	4.0
<b>Net Yards Passing</b>	<b>2878</b>	<b>3187</b>
Avg. Per Game	179.9	199.2
Sacked/Yards Lost	30/199	40/241
Gross Yards	3077	3428
Att./Comp.	464/288	569/349
Completion Pct.	62.1	61.3
Had Intercepted	17	22
<b>Punts/Average</b>	<b>73/41.9</b>	<b>81/44.6</b>
<b>Net Punting Avg.</b>	<b>36.5</b>	<b>37.6</b>
<b>Penalties/Yards</b>	<b>101/773</b>	<b>90/745</b>
<b>Fumbles/Ball Lost</b>	<b>32/17</b>	<b>26/12</b>
<b>Touchdowns</b>	<b>28</b>	<b>35</b>
Rushing	17	11
Passing	9	21
Returns	2	3

BY PERIODS	1	2	3	4	OT	PTS
<b>Titans</b>	<b>59</b>	<b>64</b>	<b>98</b>	<b>80</b>	<b>0</b>	<b>301</b>
<b>Opponents</b>	<b>65</b>	<b>78</b>	<b>64</b>	<b>84</b>	<b>6</b>	<b>297</b>

SCORING	TD	RU	PA	RT	PAT	FG	S	TP
Bironas	0	0	0	0	28/28	35/39	0	133
White	7	7	0	0	0/0	0/0	0	42
C.Brown	5	5	0	0	0/0	0/0	0	30
R.Williams	4	0	4	0	0/0	0/0	0	24
Young	3	3	0	0	0/0	0/0	0	18
Henry	2	2	0	0	0/0	0/0	0	12
Jones	2	0	2	0	0/0	0/0	0	12
Fuller	2	0	0	2	0/0	0/0	0	12
Gage	2	0	2	0	0/0	0/0	0	12
Scaife	1	0	1	0	0/0	0/0	0	6
<b>Titans</b>	<b>28</b>	<b>17</b>	<b>9</b>	<b>2</b>	<b>28/28</b>	<b>35/39</b>	<b>0</b>	<b>301</b>
<b>Opponents</b>	<b>35</b>	<b>11</b>	<b>21</b>	<b>3</b>	<b>31/33</b>	<b>18/25</b>	<b>0</b>	<b>297</b>

2-Pt Conversions: Titans 0-0, Opponents 1-1

FUM/LOST: Young 10/3, Davis 6/3, White 5/5, Mawae 2/1, Scaife 2/2, Bell 1/1, C. Brown 1/1, Bulluck 1/0, Collins 1/1, Gage 1/0, Griffin 1/0, B. Jones 1/0, M. Williams (LG) 1/1

RUSHING	No	Yds	Avg	Lg	TD
White	303	1110	3.7	28	7
C.Brown	102	462	4.5	42	5
Young	93	395	4.2	21	3
Henry	31	119	3.8	24t	2
Jones	2	37	18.5	19	0
Davis	2	19	9.5	14	0
Hall	1	8	8.0	8	0
Barclay	1	3	3.0	3	0
Troupe	1	-1	-1.0	-1	0
Collins	3	-3	-1.0	-1	0

PASSING	Att	Cmp	Pct	Yards	Yds/Att	TD	Int	Lg	Sk/Yds	Rating
Young	382	238	62.3	2546	6.7	9	17	73	25/157	71.1
Collins	82	50	61.0	531	6.5	0	0	46	5/42	79.9
<b>Titans</b>	<b>464</b>	<b>268</b>	<b>62.1</b>	<b>3077</b>	<b>6.6</b>	<b>9</b>	<b>17</b>	<b>73</b>	<b>30/199</b>	<b>72.6</b>
<b>Opponents</b>	<b>569</b>	<b>349</b>	<b>61.3</b>	<b>3428</b>	<b>6.0</b>	<b>21</b>	<b>22</b>	<b>69t</b>	<b>40/241</b>	<b>74.5</b>

Hentrich	1	-8	-8.0	-8	0
Bell	1	-15	-15.0	-15	0
R.Williams	2	-17	-8.5	-6	0
<b>Titans</b>	<b>543</b>	<b>2109</b>	<b>3.9</b>	<b>42</b>	<b>17</b>
<b>Opponents</b>	<b>369</b>	<b>1478</b>	<b>4.0</b>	<b>62t</b>	<b>11</b>

RECEIVING	No	Yds	Avg	Lg	TD
Gage	55	750	13.6	73	2
R.Williams	55	719	13.1	48	4
Scaife	46	421	9.2	26	1
Moulds	32	342	10.7	46	0
Jones	21	248	11.8	35t	2
White	20	114	5.7	15	0
C.Brown	19	128	6.7	16	0
Hartstock	12	138	11.5	27	0
Hall	9	60	6.7	11	0
Henry	6	53	8.8	18	0
Troupe	5	47	9.4	13	0
Davis	5	38	7.6	13	0
Barclay	2	13	6.5	7	0
Ealy	1	6	6.0	6	0
<b>Titans</b>	<b>288</b>	<b>3077</b>	<b>10.7</b>	<b>73</b>	<b>9</b>
<b>Opponents</b>	<b>349</b>	<b>3428</b>	<b>9.8</b>	<b>69t</b>	<b>21</b>

INTERCEPTIONS	No	Yds	Avg	Lg	TD
Bulluck	5	63	12.6	35	0
Harper	3	62	20.7	32	0
Griffin	3	3	1.0	3	0
Fuller	2	137	68.5	76t	2
Hope	2	45	22.5	45	0
Lowry	2	18	9.0	17	0
Thornton	2	16	8.0	11	0
Finnegan	1	14	14.0	14	0
Hill	1	0	0.0	0	0
LaBoy	1	0	0.0	0	0
<b>Titans</b>	<b>22</b>	<b>358</b>	<b>16.3</b>	<b>76t</b>	<b>2</b>
<b>Opponents</b>	<b>17</b>	<b>116</b>	<b>6.8</b>	<b>23</b>	<b>0</b>

PUNTING	No	Yds	Avg	Net	TB	In	Lg	B
Hentrich	70	2939	42.0	36.5	6	24	66	0
Miller	3	121	40.3	37.0	0	1	52	0
<b>Titans</b>	<b>73</b>	<b>3060</b>	<b>41.9</b>	<b>36.5</b>	<b>6</b>	<b>25</b>	<b>66</b>	<b>0</b>
<b>Opponents</b>	<b>81</b>	<b>3615</b>	<b>44.6</b>	<b>37.6</b>	<b>10</b>	<b>23</b>	<b>70</b>	<b>0</b>

PUNT RETURNS	No	FC	Yds	Avg	Lg	TD
Davis	31	12	293	9.5	39	0
Jones	6	0	29	4.8	13	0
Barclay	3	1	34	11.3	19	0
Finnegan	2	3	11	5.5	9	0
<b>Titans</b>	<b>42</b>	<b>16</b>	<b>367</b>	<b>8.7</b>	<b>39</b>	<b>0</b>
<b>Opponents</b>	<b>31</b>	<b>16</b>	<b>274</b>	<b>8.8</b>	<b>80t</b>	<b>1</b>

KICKOFF RETURNS	No	Yds	Avg	Lg	TD
Griffin	18	422	23.4	48	0
Barclay	14	304	21.7	37	0
Henry	13	272	20.9	46	0
Davis	2	37	18.5	19	0
Troupe	2	21	10.5	12	0
Lowry	1	15	15.0	15	0
Hartsock	1	14	14.0	14	0
Cramer	1	13	13.0	13	0
<b>Titans</b>	<b>52</b>	<b>1098</b>	<b>21.1</b>	<b>48</b>	<b>0</b>
<b>Opponents</b>	<b>58</b>	<b>1404</b>	<b>24.2</b>	<b>76</b>	<b>0</b>

FIELD GOALS	1-19	20-29	30-39	40-49	50+
Bironas	0-0	10-12	12-12	9-10	4-5
<b>Titans</b>	<b>0-0</b>	<b>10-12</b>	<b>12-12</b>	<b>9-10</b>	<b>4-5</b>
<b>Opponents</b>	<b>0-0</b>	<b>7-8</b>	<b>5-6</b>	<b>3-5</b>	<b>3-6</b>

**Bironas/Titans:** (20G, 31G), (30G, 36G), (33G, 27N), (30G, 40G, 47N), (48G), (52G, 25G, 21G, 30G, 28G, 43G, 29G, 29G), (35G, 23G), (47G, 53G), (36G, 49G), (56G, 37G), (28G, 23G), (53N), (44G, 29N), (37G, 37G, 40G, 25G), (46G) (40G, 54G, 33G)  
**Opponents:** (22G), (22G, 39G, 20G, 36N), (, (32G, 53N, 28G, 48N, 50N), (23G, 43G), (, (50G, 43G, 54G), (40N), (, (21G, 39G), (26N), (45G, 50G), (20G), (36G), (51N), (37G)

**SACKS**  
 Vanden Bosch 12.0, Odom 8.0, Haynesworth 6.0, LaBoy 6.0, T.Brown 4.0, Finnegan 1.0, Fuller 1.0, Nickey 1.0, Thornton 1.0  
**Titans 40.0, Opponents 30.0**

**TACKLES (Solo-Assists-Total)**  
 Thornton (97-43-140), Vanden Bosch (65-50-115), Bulluck (75-34-109), Finnegan (84-25-109), T.Brown (46-37-83), Harper (75-5-80), Fowler (42-31-73), Haynesworth (41-28-69), Hope (39-21-60), Lowry (41-20-61), Griffin (34-15-49), Odom (24-20-44), Starks (21-18-39), Tulloch (28-8-36), Fuller (27-8-35), LaBoy (15-5-20), Hill (13-1-14), Fisher (5-4-9), Veal (4-4-8), King (5-2-7), Conover (2-2-4), Herndon (3-0-3), Vickerson (2-1-3),

Gardner (1-0-1), Nickey (1-0-1), Simon (0-1-1), Amato (0-0-0), Mahelona (0-0-0), Woods (0-0-0)  
**Team Totals: 790-383-1173**

### USUAL STARTING LINEUP

#### OFFENSE

- WR Roydell Williams (86)
- LT Michael Roos (71)
- LG Jacob Bell (60)
- C Kevin Mawae (68)
- RG Benji Olson (75)
- RT David Stewart (76)
- TE Bo Scaife (80)
- WR Justin Gage (12)
- TE Ben Hartsock (88)
- QB Vince Young (10)
- RB LenDale White (25)

#### DEFENSE

- LE Antwan Odom (98)
- LT Tony Brown (97)
- RT **Albert Haynesworth (92)**
- RE **Kyle Vanden Bosch (93)**
- LLB David Thornton (50)
- MLB Ryan Fowler (52)
- RLB Keith Bulluck (53)
- LCB Nick Harper (20)
- RCB Cortland Finnegan (31)
- SS Chris Hope (24)
- FS Michael Griffin (33)

#### SPECIALISTS

- K **Rob Bironas (2)**
- P Craig Hentrich (15)

#### Pro Bowl

All-Pro

GM: Mike Reinfeldt; Head Coach: Jeff Fisher

Asst. Coaches: Norm Chow (off. coord.), Jim Schwartz (def. coord.), Dave McGinnis (Asst. head coach/LB), Sherman Smith (Asst. head coach/RB), Matt Burke (def. asst.), Chuck Cecil (DB), Marty Galbraith (ST asst.), Fred Graves (WR), Craig Johnson (QB), Alan Lowry (ST), Mike Munchak (OL), Marcus Robertson (Asst. Secondary), Jim Washburn (DL), Steve Watterson (strength & rehab.), John Zernhelt (TE)

### AMERICAN FOOTBALL CONFERENCE STANDINGS

AFC EAST	W	L	T	Pct
New England	16	0	0	1.000
Buffalo	7	9	0	.438
N.Y. Jets	4	12	0	.259
Miami	1	15	0	.063
AFC NORTH	W	L	T	Pct
Pittsburgh	10	6	0	.625
Cleveland	10	6	0	.625
Cincinnati	7	9	0	.438
Baltimore	5	11	0	.313
AFC SOUTH	W	L	T	Pct
Indianapolis	13</			

# 2006 SEASON (8-8 REGULAR SEASON, 0-0 PLAYOFFS) • 2ND PLACE AFC SOUTH

DATE	OPPONENT	SCORE	W/L	ATT
Sep. 10	N.Y. JETS	16-23	L	69,143
Sep. 17	at San Diego	7-40	L	64,344
Sep. 24	at Miami	10-13	L	72,733
Oct. 1	DALLAS	14-45	L	69,143
Oct. 8	at Indianapolis	13-14	L	57,021
Oct. 15	at Washington	25-22	W	88,550
Oct. 22	BYE			
Oct. 29	HOUSTON	28-22	W	69,143
Nov. 5	at Jacksonville	7-37	L	66,524
Nov. 12	BALTIMORE	26-27	L	69,143
Nov. 19	at Philadelphia	31-13	W	69,232
Nov. 26	N.Y. GIANTS	24-21	W	69,143
Dec. 3	INDIANAPOLIS	20-17	W	69,143
Dec. 10	at Houston	26-20*	W	70,760
Dec. 17	JACKSONVILLE	24-17	W	69,143
Dec. 24	at Buffalo	30-29	W	54,765
Dec. 31	NEW ENGLAND	23-40	L	69,143

	TITANS	OPP
<b>Total First Downs</b>	<b>261</b>	<b>329</b>
Rushing	105	121
Passing	133	181
Penalty	23	27
3rd Down: Made/Att	67/205	90/221
3rd Down Pct.	32.7	40.7
4th Down: Made/Att	7/17	10/17
4th Down Pct.	41.2	58.8
<b>Possession Avg.</b>	<b>27:17</b>	<b>32:43</b>
<b>Total Net Yards</b>	<b>4810</b>	<b>5915</b>
Avg. Per Game	300.6	369.7
Total Plays	945	1062
Avg. Per Play	5.1	5.6
<b>Net Yards Rushing</b>	<b>2214</b>	<b>2313</b>
Avg. Per Game	138.4	144.6
Total Rushes	469	506
Avg. Per Play	4.7	4.6
<b>Net Yards Passing</b>	<b>2596</b>	<b>3602</b>
Avg. Per Game	162.3	225.1
Sacked/Yards Lost	29/152	26/148
Gross Yards	2748	3750
Att./Comp.	447/226	530/335
Completion Pct.	50.6	63.2
Had Intercepted	19	17
<b>Punts/Average</b>	<b>88/42.7</b>	<b>68/42.5</b>
<b>Net Punting Avg.</b>	<b>37.3</b>	<b>34.4</b>
<b>Penalties/Yards</b>	<b>94/803</b>	<b>102/906</b>
<b>Fumbles/Ball Lost</b>	<b>29/7</b>	<b>19/11</b>
<b>Touchdowns</b>	<b>36</b>	<b>46</b>
Rushing	15	20
Passing	13	24
Returns	8	2

BY PERIODS	1	2	3	4	OT	PTS
<b>Titans</b>	<b>52</b>	<b>87</b>	<b>81</b>	<b>98</b>	<b>6</b>	<b>324</b>
<b>Opponents</b>	<b>84</b>	<b>116</b>	<b>85</b>	<b>115</b>	<b>0</b>	<b>400</b>

SCORING	TD	RU	PA	RT	PAT	FG	S	TP
Bironas	0	0	0	0	32/32	22/28	0	98
Henry	7	7	0	0	0/0	0/0	0	44
Young	7	7	0	0	0/0	0/0	0	44
A.Jones	4	0	0	4	0/0	0/0	0	24
B.Jones	4	0	4	0	0/0	0/0	0	24
Bennett	3	0	3	0	0/0	0/0	0	20
Scaife	3	1	2	0	0/0	0/0	0	18
Troupe	2	0	2	0	0/0	0/0	0	12
Wade	2	0	2	0	0/0	0/0	0	12
T.Brown	1	0	0	1	0/0	0/0	0	6
Bulluck	1	0	0	1	0/0	0/0	0	6
Hope	1	0	0	1	0/0	0/0	0	6
Finnegan	1	0	0	1	0/0	0/0	0	6
<b>Titans</b>	<b>36</b>	<b>15</b>	<b>13</b>	<b>8</b>	<b>32/32</b>	<b>22/28</b>	<b>2</b>	<b>324</b>
<b>Opponents</b>	<b>46</b>	<b>20</b>	<b>24</b>	<b>2</b>	<b>41/44</b>	<b>27/33</b>	<b>0</b>	<b>400</b>

**2-Pt Conversions:** Bennett, Henry, Young, Titans 3-3, Opponents 1-2

RUSHING	No	Yds	Avg	Lg	TD
Henry	270	1211	4.5	70t	7
Young	83	552	6.7	39t	7
White	61	244	4.0	26	0
C.Brown	41	156	3.8	21	0
Hall	7	21	3.0	11	0
Scaife	1	13	13.0	13t	1
A.Jones	2	8	4.0	7	0
Roby	1	3	3.0	3	0
B.Jones	1	3	3.0	3	0

PASSING	Att	Cmp	Pct	Yards	Yds/Att	TD	Int	Lg	Sk/Yds	Rating
Young	357	184	51.5	2199	6.2	12	13	53	25/129	66.7
Collins	90	42	46.7	549	6.1	1	6	36	4/23	42.3
<b>Titans</b>	<b>447</b>	<b>226</b>	<b>50.6</b>	<b>2748</b>	<b>6.1</b>	<b>13</b>	<b>19</b>	<b>53</b>	<b>29/152</b>	<b>61.8</b>
<b>Opponents</b>	<b>530</b>	<b>335</b>	<b>63.2</b>	<b>3750</b>	<b>7.1</b>	<b>24</b>	<b>17</b>	<b>68t</b>	<b>26/148</b>	<b>86.0</b>

Givens	1	3	3.0	3	0
Nickey	1	0	0.0	0	0
<b>Titans</b>	<b>469</b>	<b>2214</b>	<b>4.7</b>	<b>70t</b>	<b>15</b>
<b>Opponents</b>	<b>506</b>	<b>2313</b>	<b>4.6</b>	<b>73</b>	<b>20</b>

RECEIVING	No	Yds	Avg	Lg	TD
Bennett	46	737	16.0	39	3
Wade	33	461	14.0	25	2
Scaife	29	370	12.8	34	2
B.Jones	27	384	14.2	53	4
Henry	18	78	4.3	12	0
Hall	15	138	9.2	28	0
White	14	60	4.3	13	0
Troupe	13	150	11.5	32	2
R.Williams	8	121	15.1	20	0
Givens	8	104	13.0	27	0
Hartsock	6	68	11.3	23	0
A.Jones	2	31	15.5	17	0
Roby	2	28	14.0	21	0
Cramer	2	8	4.0	6	0
C.Brown	2	4	2.0	4	0
Wallace	1	6	6.0	6	0
<b>Titans</b>	<b>226</b>	<b>2748</b>	<b>12.2</b>	<b>53</b>	<b>13</b>
<b>Opponents</b>	<b>335</b>	<b>3750</b>	<b>11.2</b>	<b>68t</b>	<b>24</b>

INTERCEPTIONS	No	Yds	Avg	Lg	TD
Hope	5	105	21.0	61t	1
A.Jones	4	130	32.5	83t	1
Thompson	3	14	4.7	11	0
Hill	2	20	10.0	11	0
Sirmon	1	13	13.0	13	0
Bulluck	1	0	0.0	0	0
Tulloch	1	0	0.0	0	0
<b>Titans</b>	<b>17</b>	<b>282</b>	<b>16.6</b>	<b>83t</b>	<b>2</b>
<b>Opponents</b>	<b>19</b>	<b>250</b>	<b>13.2</b>	<b>55t</b>	<b>2</b>

PUNTING	No	Yds	Avg	Net	TB	In	Lg	B
Henrich	88	3760	42.7	37.3	10	32	73	0
<b>Titans</b>	<b>88</b>	<b>3760</b>	<b>42.7</b>	<b>37.3</b>	<b>10</b>	<b>32</b>	<b>73</b>	<b>0</b>
<b>Opponents</b>	<b>68</b>	<b>2888</b>	<b>42.5</b>	<b>34.4</b>	<b>4</b>	<b>18</b>	<b>61</b>	<b>1</b>

PUNT RETURNS	No	FC	Yds	Avg	Lg	TD
A.Jones	34	3	440	12.9	90t	3
Wade	3	3	27	9.0	18	0
<b>Titans</b>	<b>37</b>	<b>6</b>	<b>467</b>	<b>12.6</b>	<b>90t</b>	<b>3</b>
<b>Opponents</b>	<b>33</b>	<b>24</b>	<b>278</b>	<b>8.4</b>	<b>39</b>	<b>0</b>

KICKOFF RETURNS	No	Yds	Avg	Lg	TD
Wade	50	1194	23.9	48	0
A.Jones	20	521	26.1	70	0
Scaife	4	64	16.0	18	0
Cramer	3	37	12.3	21	0
White	1	14	14.0	14	0
Hartsock	1	5	5.0	5	0
<b>Titans</b>	<b>79</b>	<b>1835</b>	<b>23.2</b>	<b>70</b>	<b>0</b>
<b>Opponents</b>	<b>58</b>	<b>1263</b>	<b>21.8</b>	<b>52</b>	<b>0</b>

FIELD GOALS	1-19	20-29	30-39	40-49	50+
Bironas	0-0	10-11	7-7	4-8	1-2
<b>Titans</b>	<b>0-0</b>	<b>10-11</b>	<b>7-7</b>	<b>4-8</b>	<b>1-2</b>
<b>Opponents</b>	<b>1-1</b>	<b>10-11</b>	<b>6-10</b>	<b>10-10</b>	<b>0-1</b>

**Bironas/Titans:** ( ) ( ) (51N, 22G) (33G, 39G) (22G, 47G) (32G, 26G, 30G) ( ) ( ) (21G, 41N, 43B) (36G) (48N, 49G) (25G, 60G) (41G, 33G) (44N, 27G) (42G, 20G, 30G) (25G, 23N, 27G, 27G)  
**Opponents:** (18G, 34N, 30N) (28G, 31G, 35G, 44G) (40G, 30N, 39G) (26N, 43G) ( ) ( ) (27G) (47G, 21G, 39G) (27G, 40G) (42G, 38G) ( ) (53N, 20G) (49G, 46G) (43G) (21G, 36G, 45G, 21G, 24G) (28G, 26G, 33N)

**SACKS**  
 Vanden Bosch 6.5, LaBoy 3.5, Starks 3.0, Bulluck 2.5, Haynesworth 2.0, Finnegan 2.0, T.Brown 1.5, Mahelona 1.0, A.Jones 1.0, Bockwoldt 1.0, Odom 0.5, Smith 0.5, Sirmon 0.5, Tulloch 0.5  
**Titans 26.0, Opponents 29.0**

**TACKLES (Solo-Assists-Total)**  
 Bulluck (107-54-161), Hope (99-29-128), Thornton (93-29-122), Vanden Bosch (67-51-118), Sirmon (67-38-105), Thompson (58-19-77), Smith (43-33-76), P.Jones (54-13-67), Hill (41-18-59), Haynesworth (34-25-59), Finnegan (47-10-57), LaBoy (31-26-57), Starks (36-20-56), T. Brown (33-18-51), Tulloch (23-14-37), Conover (12-9-21), Mahelona (12-9-21), Fuller (11-4-15), Odom (9-6-15), Bockwoldt (4-3-7), Scott (2-3-5), Woolfolk (4-0-4), Savage (2-2-4), Amato (2-1-3), Reynolds (2-0-2), Lowry (0-1-1)  
**Team Totals: 893-435-1328**

## USUAL STARTING LINEUP

**OFFENSE**  
 WR Brandon Jones (81)  
 LT Michael Roos (71)  
 LG Jacob Bell (60)  
 C Kevin Mawae (68)  
 RG Benji Olson (75)  
 RT David Stewart (76)  
 TE Bo Scaife (80)  
 WR Drew Bennett (83)  
 FB Ahmad Hall (45)  
**QB Vince Young (10)**  
 RB Travis Henry (20)

**DEFENSE**  
 LE Kyle Vanden Bosch (93)  
 LT Robaire Smith (98)  
 RT Albert Haynesworth (92)  
 RE Travis LaBoy (91)  
 LLB David Thornton (50)  
 MLB Peter Sirmon (59)  
 RLB Keith Bulluck (53)  
 LCB Reynaldo Hill (21)  
 RCB Pacman Jones (32)  
 SS Chris Hope (24)  
 FS Lamont Thompson (28)

**SPECIALISTS**  
 K Rob Bironas (2)  
 P Craig Henrich (15)

**Pro Bowl**  
 All-Pro

**GM:** Floyd Reese; **Head Coach:** Jeff Fisher  
**Asst. Coaches:** Norm Chow (off. coord.), Jim Schwartz (def. coord.), Dave McGinnis (Asst. head coach/LB), Sherman Smith (Asst. head coach/RB), Matt Burke (def. asst.), Chuck Cecil (S/nickel), Marty Galbraith (ST asst.), Craig Johnson (QB), Alan Lowry (ST), Mike Munchak (OL), Ray Sherman (WR), Jim Washburn (DL), Steve Watterson (strength & rehab.), Everett Withers (DB), John Zernhelt (TE)

## AMERICAN FOOTBALL CONFERENCE STANDINGS

AFC EAST	W	L	T	Pct
New England	12	4	0	.750
* N.Y. Jets	10	6	0	.625
Buffalo	7	9	0	.438
Miami	6	10	0	.375
<b>AFC NORTH</b>	<b>W</b>	<b>L</b>	<b>T</b>	<b>Pct</b>
Baltimore	13	3	0	.812
Cincinnati	8	8	0	.500
Pittsburgh	8	8	0	.500
Cleveland	4	12	0	.250
<b>AFC SOUTH</b>	<b>W</b>	<b>L</b>	<b>T</b>	<b>Pct</b>
Indianapolis	12	4	0	.750
<b>Tennessee</b>	<b>8</b>	<b>8</b>	<b>0</b>	<b>.500</b>
Jacksonville	8	8	0	.500
Houston	6	10	0	.375
<b>AFC WEST</b>	<b>W</b>	<b>L</b>	<b>T</b>	<b>Pct</b>
San Diego	14	2	0	.875
* Kansas City	9	7	0	.562
Denver	9	7	0	.562
Oakland	2	14	0	.125

## NATIONAL FOOTBALL CONFERENCE STANDINGS

NFC EAST	W	L	T	Pct
Philadelphia	10	6	0	.625
* Dallas	9	7	0	.562
* N.Y. Giants	8	8	0	.500
Washington	5	11	0	.312
<b>NFC NORTH</b>	<b>W</b>	<b>L</b>	<b>T</b>	<b>Pct</b>
Chicago	13	3	0	.812
Green Bay	8	8	0	.500
Minnesota	6	10	0	.375
Detroit	3	13	0	.188
<b>NFC SOUTH</b>	<b>W</b>	<b>L</b>	<b>T</b>	<b>Pct</b>
New Orleans	10	6	0	.625
Carolina	8	8	0	.500
Atlanta	7	9	0	.438
Tampa Bay	4	12	0	.250
<b>NFC WEST</b>	<b>W</b>	<b>L</b>	<b>T</b>	<b>Pct</b>
Seattle	9	7	0	.562
St. Louis	8	8	0	.500
San Francisco	7	9	0	.438
Arizona	5	11	0	.312

\* Wild Card for Playoffs

2005 SEASON (4-12 REGULAR SEASON, 0-0 PLAYOFFS) • 3RD PLACE AFC SOUTH

Table with columns: DATE, OPPONENT, SCORE, W/L, ATT. Rows include games from Sep. 11 to Jan. 1.

\* Overtime

Summary statistics table for Titans and Opponents. Columns include Total First Downs, Net Yards Rushing, Net Yards Passing, etc.

BY PERIODS table with columns 1, 2, 3, 4, OT, PTS.

SCORING table with columns TD, RU, PA, RT, PAT, FG, S, TP.

2-pt Conversions: Titans 0-1, Opponents 2-2

RUSHING table with columns No, Yds, Avg, Lg, TD.

PASSING table with columns Att, Cmp, Pct, Yards, Yds/Att, TD, Int, Lg, Sk/Yds, Rating.

Player receiving statistics table with columns: Player, No, Yds, Avg, Lg, TD.

RECEIVING table with columns: Player, No, Yds, Avg, Lg, TD.

INTERCEPTIONS table with columns: Player, No, Yds, Avg, Lg, TD.

PUNTING table with columns: Player, No, Yds, Avg, Net TB, In, Lg, B.

PUNT RETURNS table with columns: Player, No, FC, Yds, Avg, Lg, TD.

KICKOFF RETURNS table with columns: Player, No, Yds, Avg, Lg, TD.

FIELD GOALS table with columns: Player, 1-19, 20-29, 30-39, 40-49, 50+.

Bironas/Titans: (47N) (39G, 29G, 47G) (41G, 39G) (34G, 38N) (52G, 58N, 49G) (24G, 29G, 47G) (53G) (39G, 24G) (50N) ( ) (35G, 41G, 21G, 22G) (51N, 24G) (46N, 23G, 21G) (38G) (24G) ( )

SACKS: Vanden Bosch 12.5, LaBoy 6.5, Bulluck 5, Long 3.5, Haynesworth 3, Starks 3, Sirmon 2.5, Odom 2, Schobel 1, Thompson 1, Clauss 0.5, Waddell 0.5

TACKLES (Solo-Assists-Total): Bulluck (106-44-150), Vanden Bosch (55-45-100), Sirmon (56-33-89), Kassell (56-33-89), Haynesworth (52-33-85), T. Williams

(65-18-83), Thompson (63-15-78), Starks (40-38-78), LaBoy (36-28-64), P. Jones (43-10-53), Woolfolk (42-10-52), Odom (28-22-50), Long (30-19-49), Hill (40-6-46), Clauss (13-17-30), Boiman (13-15-28), Waddell (13-4-17), Reynolds (9-5-14), Schobel (7-4-11), Beckham (9-1-10), Sandy (1-1-2), Spencer (1-0-1), Nickey (1-0-1), Gardner (0-0-0), Fuller (0-0-0)

Team Totals: 779-401-1180

USUAL STARTING LINEUP OFFENSE table with columns: Player, Name.

DEFENSE table with columns: Player, Name.

SPECIALISTS table with columns: Player, Name.

Pro Bowl All-Pro: GM: Floyd Reese; Head Coach: Jeff Fisher; Asst. Coaches: Norm Chow, Jim Schwartz, George Henshaw, etc.

AMERICAN FOOTBALL CONFERENCE STANDINGS table with columns: Conference, Team, W, L, T, Pct.

NATIONAL FOOTBALL CONFERENCE STANDINGS table with columns: Conference, Team, W, L, T, Pct.

\* Wild Card for Playoffs



# 2004 SEASON (5-II REGULAR SEASON, 0-0 PLAYOFFS) • 4TH PLACE AFC SOUTH

DATE	OPPONENT	SCORE	W/L	ATT
Sep. 11	at Miami	17-7	W	69,987
Sep.19	INDIANAPOLIS	17-31	L	68,932
Sep. 26	JACKSONVILLE	12-15	L	68,932
Oct. 3	at San Diego	17-38	L	54,006
Oct. 11	at Green Bay	48-27	W	70,420
Oct. 17	HOUSTON	10-20	L	68,932
Oct. 24	at Minnesota	3-20	L	64,108
Oct. 31	CINCINNATI	27-20	W	68,932
Nov. 7	BYE			
Nov. 14	CHICAGO	17-19*	L	68,932
Nov. 21	at Jacksonville	18-15	W	69,703
Nov. 28	at Houston	21-31	L	70,721
Dec. 5	at Indianapolis	24-51	L	57,278
Dec. 13	KANSAS CITY	38-49	L	68,932
Dec. 19	at Oakland	35-40	L	44,299
Dec. 25	DENVER	16-37	L	68,809
Jan. 2	DETROIT	24-19	W	68,809

\* Overtime

	TITANS	OPP
<b>Total First Downs</b>	<b>308</b>	<b>318</b>
Rushing	85	99
Passing	200	189
Penalty	23	30
3rd Down: Made/Att	74/217	62/186
3rd Down Pct.	34.1	33.3
4th Down: Made/Att	12/27	9/12
4th Down Pct.	44.4	75.0
<b>Possession Avg.</b>	<b>31:40</b>	<b>28:20</b>
<b>Total Net Yards</b>	<b>5487</b>	<b>5724</b>
Avg. Per Game	342.9	357.8
Total Plays	1053	977
Avg. Per Play	5.2	5.9
<b>Net Yards Rushing</b>	<b>1871</b>	<b>1917</b>
Avg. Per Game	116.9	119.8
Total Rushes	420	421
Avg. Per Play	4.5	4.6
<b>Net Yards Passing</b>	<b>3616</b>	<b>3807</b>
Avg. Per Game	226.0	237.9
Sacked/Yards Lost	44/317	32/220
Gross Yards	3933	4027
Att./Comp.	589/356	524/333
Completion Pct.	60.4	63.5
Had Intercepted	19	18
<b>Punts/Average</b>	<b>79/42.9</b>	<b>74/43.6</b>
<b>Net Punting Avg.</b>	<b>79/38.2</b>	<b>74/38.8</b>
<b>Penalties/Yards</b>	<b>110/923</b>	<b>95/774</b>
<b>Fumbles/Ball Lost</b>	<b>33/12</b>	<b>22/12</b>
<b>Touchdowns</b>	<b>41</b>	<b>52</b>
Rushing	12	18
Passing	27	29
Returns	2	5

BY PERIODS	1	2	3	4	OT	PTS
Titans	106	111	49	78	0	344
Opponents	76	117	99	145	2	439

SCORING	TD	RU	PA	RT	PAT	FG	S	TP
Anderson	0	0	0	0	37/37	17/22	0	88
Bennett	11	0	11	0			0	66
Mason	7	0	7	0			0	42
Brown	6	6	0	0			0	36
A. Smith	4	4	0	0			0	24
Kinney	3	0	3	0			0	18
Fleming	2	0	2	0			0	12
Meier	2	0	2	0			0	12
McNair	1	1	0	0			0	8
Berlin	1	0	1	0			0	6
Bulluck	1	0	0	1			0	6
Thompson	1	0	0	1			0	6
Troupe	1	0	1	0			0	6
Volek	1	1	0	0			0	6
Elling TM	0	0	0	0	2/2	1/2	0	5
Hentrich	0	0	0	0	0/0	1/3	0	3
<b>Titans</b>	<b>41</b>	<b>12</b>	<b>27</b>	<b>2</b>	<b>39/39</b>	<b>19/27</b>	<b>0</b>	<b>344</b>
<b>Opponents</b>	<b>52</b>	<b>18</b>	<b>29</b>	<b>5</b>	<b>50/50</b>	<b>23/28</b>	<b>3</b>	<b>439</b>

2-Pt Conversions: McNair, Titans 1-2, Opponents 1-2

RUSHING	No	Yds	Avg	Lg	TD
Brown	220	1067	4.9	52	6
A. Smith	137	509	3.7	43	4
McNair	23	128	5.6	23	1
Holcombe	17	62	3.6	20	0
Volek	11	50	4.5	14	1
Fleming	7	40	5.7	13	0
Bennett	1	12	12.0	12	0
Hentrich	1	8	8.0	8	0

PASSING	Att	Cmp	Pct	Yards	Yds/Att	TD	Int	Lg	Sk/Yds	Rating
Volek	357	218	61.1	2486	6.96	18	10	48t	30/216	87.1
McNair	215	129	60.0	1343	6.25	8	9	37t	13/95	73.1
Johnson	12	6	50.0	68	5.67	0	0	33	1/6	67.4
Hentrich	4	2	50.0	10	2.50	0	0	6	0/0	56.3
Bennett	1	1	100.0	26	26.00	1	0	26t	0/0	158.3
<b>Titans</b>	<b>589</b>	<b>356</b>	<b>60.4</b>	<b>3933</b>	<b>6.68</b>	<b>27</b>	<b>19</b>	<b>48t</b>	<b>44/317</b>	<b>82.1</b>
<b>Opponents</b>	<b>524</b>	<b>333</b>	<b>63.5</b>	<b>4027</b>	<b>7.69</b>	<b>29</b>	<b>18</b>	<b>62</b>	<b>32/220</b>	<b>91.2</b>

Johnson	2	-2	-1.0	-1	0
Mason	1	-3	-3.0	-3	0
<b>Titans</b>	<b>420</b>	<b>1871</b>	<b>4.5</b>	<b>52</b>	<b>12</b>
<b>Opponents</b>	<b>421</b>	<b>1917</b>	<b>4.6</b>	<b>55</b>	<b>18</b>

RECEIVING	No	Yds	Avg	Lg	TD
Mason	96	1168	12.2	37t	7
Bennett	80	1247	15.6	48t	11
Troupe	33	329	10.0	33	1
Kinney	25	193	7.7	21	3
Meier	25	127	5.1	29	2
A. Smith	22	169	7.7	31	0
Berlin	20	278	13.9	31	1
Brown	20	147	7.4	21	0
Fleming	19	164	8.6	37	2
Holcombe	11	60	5.5	9	0
McAddley	2	38	19.0	36	0
Calico	2	13	6.5	9	0
Volek	1	0	0.0	0	0
<b>Titans</b>	<b>356</b>	<b>3933</b>	<b>11.0</b>	<b>48t</b>	<b>27</b>
<b>Opponents</b>	<b>333</b>	<b>4027</b>	<b>12.1</b>	<b>62</b>	<b>29</b>

INTERCEPTIONS	No	Yds	Avg	Lg	TD
Dyson	6	135	22.5	44	0
Thompson	4	77	19.3	37t	1
Bulluck	2	25	12.5	25	0
Woolfolk	1	25	25.0	25	0
Tank Williams	1	13	13.0	13	0
McGarrahan	1	11	11.0	11	0
Rolle	1	0	0.0	0	0
Waddell	1	0	0.0	0	0
Gardner	1	-1	-1.0	-1	0
<b>Titans</b>	<b>18</b>	<b>285</b>	<b>15.8</b>	<b>44</b>	<b>1</b>
<b>Opponents</b>	<b>19</b>	<b>306</b>	<b>16.1</b>	<b>51t</b>	<b>2</b>

PUNTING	No	Yds	Avg	Net	TB	In	Lg	B
Hentrich	73	3117	42.7	38.0	8	20	64	0
Elling TM	6	272	45.3	40.2	1	1	58	0
<b>Titans</b>	<b>79</b>	<b>3389</b>	<b>42.9</b>	<b>38.2</b>	<b>9</b>	<b>21</b>	<b>64</b>	<b>0</b>
<b>Opponents</b>	<b>74</b>	<b>3223</b>	<b>43.6</b>	<b>38.8</b>	<b>9</b>	<b>24</b>	<b>66</b>	<b>0</b>

PUNT RETURNS	No	FC	Yds	Avg	Lg	TD
Mason	24	12	93	3.9	13	0
Waddell	9	3	54	6.0	18	0
Berlin	7	1	26	3.7	13	0
<b>Titans</b>	<b>40</b>	<b>16</b>	<b>173</b>	<b>4.3</b>	<b>20</b>	<b>0</b>
<b>Opponents</b>	<b>31</b>	<b>26</b>	<b>195</b>	<b>6.3</b>	<b>75t</b>	<b>1</b>

KICKOFF RETURNS	No	Yds	Avg	Lg	TD
McAddley	38	849	22.3	45	0
Fleming	18	316	17.6	30	0
Waddell	17	342	20.1	33	0
Holcombe	3	26	8.7	14	0
Bennett	1	-8	-8.0	-8	0
Kinney	1	21	21.0	21	0
Schobel	1	12	12.0	12	0
<b>Titans</b>	<b>79</b>	<b>1558</b>	<b>19.7</b>	<b>45</b>	<b>0</b>
<b>Opponents</b>	<b>69</b>	<b>1389</b>	<b>20.1</b>	<b>35</b>	<b>0</b>

FIELD GOALS	1-19	20-29	30-39	40-49	50+
Anderson	0/0	4/5	4/4	9/12	0/1
Hentrich	0/0	0/0	0/0	0/0	1/3
Elling TM	0/0	1/1	0/1	0/0	0/0
<b>Titans</b>	<b>0/0</b>	<b>5/6</b>	<b>4/5</b>	<b>9/12</b>	<b>1/4</b>
<b>Opponents</b>	<b>0/0</b>	<b>12/12</b>	<b>5/7</b>	<b>3/6</b>	<b>3/3</b>

**Anderson:** ( ) (39G) (26G, 40G) (24G) (36G, 38G, 42B) (40G) (40G) (23G, 45G) (33G) (41G) ( ) (45G, 43B) (50N, 27G) (41N) (44G, 43G) (40G, 27B)  
**Hentrich:** ( ) ( ) ( ) ( ) ( ) ( ) (58N, 52B) ( ) ( ) ( ) ( ) (50G) ( )  
**Team:** (33N, 22G) (39G) (26G, 40G) (24G) (36G, 38G, 42B) (40G) (40G) (23G, 45G) (58N, 33G, 52B) (41G) ( ) (45G, 43B) (50N, 27G) (41N) (44G, 43G, 50G) (40G, 27B)  
**Opponents:** (46N) (28G) ( ) (31G) (39G, 53G) (21G, 50G) (29G, 29G) (28G, 50G) (39N, 29G) (35G, 48G, 44N) (29G, 41B) (47G, 20G, 37G) ( ) (42G) (22G, 34N, 22G, 30G) (26G, 26G)

SACKS
Carter 6.0, Bulluck 5.0, Long 5.0, Starks 4.5, LaBoy 3.5, Hall 2.5, Odom 2.0, Haynesworth 1.0, Williams 1.0, Schulters 1.0, McGarrahan 0.5
<b>Titans 32.0, Opponents 44.0</b>

**TACKLES (Solo-Assists-Total)**  
 Bulluck (108-63-171), Kassell (83-45-128), Carter (40-42-82), Hall (42-30-72), Thompson (56-7-63), Haynesworth (39-23-62), Starks (28-25-53), Williams (42-10-52), Long (31-17-48), Odom (21-22-43), Dyson (34-6-40), Woolfolk (35-5-40), LaBoy (18-16-34), Nickey (28-6-34), Waddell (29-2-31), McGarrahan

(26-3-29), Rolle (24-2-26), Ena (15-10-25), Boiman (7-17-24), Clauss (9-8-17), Schobel (10-5-15), Calmus (11-4-15), Schulters (12-0-12), Gardner (9-1-10), Thomas (5-2-7), Reynolds (4-1-5), Beckham (5-0-5), Amato (3-1-4)

**Team Totals: 774-373-1,147**

USUAL STARTING LINEUP	
<b>OFFENSE</b>	
WR	Derrick Mason (85)
LT	Brad Hopkins (72)
LG	Jacob Bell (60)
C	Justin Hartwig (77)
RG	Benji Olson (75)
RT	Fred Miller (71)
TE	Erron Kinney (88)
WR	Drew Bennett (83)
FB	Robert Holcombe (35)
QB	Steve McNair (9)/Billy Volek (7)
RB	Chris Brown (29)
<b>DEFENSE</b>	
LE	Antwan Odom (98)
LT	Kevin Carter (93)
RT	Albert Haynesworth (92)
RE	Carlos Hall (97)
LLB	Rocky Boiman (50)
MLB	Brad Kassell (55)
RLB	Keith Bulluck (53)
LCB	Andre Dyson (22)
RCB	Samari Rolle (21)
SS	Tank Williams (25)
FS	Lamont Thompson (28)
<b>SPECIALISTS</b>	
K	Gary Anderson (1)
P	Craig Hentrich (15)
<b>Pro Bowl</b>	
<b>All-Pro</b>	
<b>GM:</b> Floyd Reese; <b>Head Coach:</b> Jeff Fisher	
<b>Asst. Coaches:</b> Mike Heimerding (off. coord.), Jim Schwartz (def. coord.), George Henshaw (asst. head coach/off.), Dave McGinnis (LB), Chuck Cecil (S/Nickel), Ned James (off. asst.), Craig Johnson (QB), Alan Lowry (ST), Mike Munchak (OL), Sherman Smith (RB), Steve Walters (WR), Jim Washburn (DL), Steve Watterson (strength & rehab.), Everett Withers (DB)	

AMERICAN FOOTBALL CONFERENCE STANDINGS				
<b>AFC EAST</b>				
	W	L	T	Pct
New England	14	2	0	.875
* N.Y. Jets	10	6	0	.625
Buffalo	9	7	0	.562
Miami	4	12	0	.250
<b>AFC NORTH</b>				
	W	L	T	Pct
Pittsburgh	15	1	0	.938
Baltimore	9	7	0	.562
Cincinnati	8	8	0	.500
Cleveland	4	12	0	.250
<b>AFC SOUTH</b>				
	W	L	T	Pct
Indianapolis	12	4	0	.750
Jacksonville	9	7	0	.562
Houston	7	9	0	.438
<b>Tennessee</b>	<b>5</b>	<b>11</b>	<b>0</b>	<b>.312</b>
<b>AFC WEST</b>				
	W	L	T	Pct
San Diego	13	3	0	.812
* Denver	10	6	0	.625
Kansas City	7	9	0	.438
Oakland	5	11	0	.312
<b>NATIONAL FOOTBALL CONFERENCE STANDINGS</b>				
<b>NFC EAST</b>				
	W	L	T	Pct
Philadelphia	13	3	0	.812
N.Y. Giants	6	10	0	.375
Dallas	6	10	0	.375
Washington	6	10	0	.375
<b>NFC NORTH</b>				
	W	L	T	Pct
Green Bay	10	6	0	.625
* Minnesota	8	8	0	.500
Detroit	6	10	0	.375
Chicago	5	11	0	.312
<b>NFC SOUTH</b>				
	W	L	T	Pct
Atlanta				





# 2002 SEASON (II-5 REGULAR SEASON, I-1 PLAYOFFS) • 1ST PLACE AFC SOUTH

DATE	OPPONENT	SCORE	W/L	ATT
Sep. 8	PHILADELPHIA	27-24	W	68,804
Sep. 15	at Dallas	13-21	L	62,527
Sep. 22	CLEVELAND	28-31*	L	68,804
Sep. 29	at Oakland	25-52	L	58,719
Oct. 6	WASHINGTON	14-31	L	68,804
Oct. 13	JACKSONVILLE	23-14	W	68,804
Oct. 20	BYE			
Oct. 27	at Cincinnati	30-24	W	52,822
Nov. 3	at Indianapolis	23-15	W	56,752
Nov. 10	HOUSTON	17-10	W	68,804
Nov. 17	PITTSBURGH	31-23	W	68,804
Nov. 24	at Baltimore	12-13	L	69,365
Dec. 1	at N.Y. Giants	32-29*	W	78,640
Dec. 8	INDIANAPOLIS	27-17	W	68,804
Dec. 16	NEW ENGLAND	24-7	W	68,809
Dec. 22	at Jacksonville	28-10	W	51,033
Dec. 29	at Houston	13-3	W	70,694
Jan. 11	PITTSBURGH	34-31*	W	68,809
Jan. 19	at Oakland	24-41	L	62,544

\* Overtime

	TITANS	OPP
<b>Total First Downs</b>	<b>312</b>	<b>297</b>
Rushing	112	75
Passing	182	197
Penalty	18	25
3rd Down: Made/Att	94/216	76/202
3rd Down Pct.	43.5	37.6
4th Down: Made/Att	9/16	9/18
4th Down Pct.	56.3	50.0
<b>Possession Avg.</b>	<b>32:47</b>	<b>27:13</b>
<b>Total Net Yards</b>	<b>5272</b>	<b>4964</b>
Avg. Per Game	329.5	310.3
Total Plays	1032	974
Avg. Per Play	5.1	5.1
<b>Net Yards Rushing</b>	<b>1952</b>	<b>1424</b>
Avg. Per Game	122.0	89.0
Total Rushes	511	372
Avg. Per Play	3.8	3.8
<b>Net Yards Passing</b>	<b>3320</b>	<b>3540</b>
Avg. Per Game	207.5	221.3
Sacked/Yards Lost	21/121	40/213
Gross Yards	3441	3753
Att./Comp.	500/306	562/339
Completion Pct.	61.2	60.3
Had Intercepted	15	18
<b>Punts/Average</b>	<b>66/41.3</b>	<b>77/41.6</b>
<b>Net Punting Avg.</b>	<b>66/33.9</b>	<b>77/36.2</b>
<b>Penalties/Yards</b>	<b>112/891</b>	<b>99/853</b>
<b>Fumbles/Ball Lost</b>	<b>20/10</b>	<b>22/11</b>
<b>Touchdowns</b>	<b>42</b>	<b>40</b>
Rushing	16	7
Passing	22	27
Returns	4	6

BY PERIODS	1	2	3	4	OT	PTS
Titans	76	127	67	94	3	367
Opponents	72	71	68	110	3	324

SCORING	TD	RU	PA	RT	PAT	FG	S	TP
Nedney	0	0	0	0	36/36	25/31	0	111
George	14	12	2	0	0	0	0	86
Mason	5	0	5	0	0	0	0	30
K. Dyson	4	0	4	0	0	0	0	24
Simon	4	1	3	0	0	0	0	24
McNair	3	3	0	0	0	0	0	20
Bennett	2	0	2	0	0	0	0	12
McCareins	2	0	2	0	0	0	0	12
Wycheck	2	0	2	0	0	0	0	12
Bulluck	1	0	0	1	0	0	0	6
Coady	1	0	0	1	0	0	0	6
A. Dyson	1	0	0	1	0	0	0	6
Green	1	0	1	0	0	0	0	6
Meier	1	0	1	0	0	0	0	6
Simon	1	0	0	1	0	0	0	6
<b>Titans</b>	<b>42</b>	<b>16</b>	<b>22</b>	<b>4</b>	<b>36/36</b>	<b>25/31</b>	<b>0</b>	<b>367</b>
<b>Opponents</b>	<b>40</b>	<b>7</b>	<b>27</b>	<b>6</b>	<b>36/36</b>	<b>14/21</b>	<b>0</b>	<b>324</b>

2-Pt Conversions: George, McNair, Titans 2-6, Opponents 3-4

RUSHING	No	Yds	Avg	Lg	TD
George	343	1165	3.4	35	12
McNair	82	440	5.4	26	3
Holcombe	47	242	5.1	39	0
Green	21	71	3.4	12	0
McCareins	2	18	9.0	16	0
Simon	9	18	2.0	13	1
Hentrich	1	5	5.0	5	0

PASSING	Att	Cmp	Pct	Yards	Yds/Att	TD	Int	Lg	Sk/Yds	Rating
McNair	492	301	61.2	3387	6.88	22	15	55	21/121	84.0
O'Donnell	5	3	60.0	24	4.80	0	0	0	0/0	72.1
Wycheck	2	1	50.0	13	6.50	0	0	13	0/0	70.8
Hentrich	1	1	100.0	17	17.0	0	0	17	0/0	118.8
<b>Titans</b>	<b>500</b>	<b>306</b>	<b>61.2</b>	<b>3441</b>	<b>6.88</b>	<b>22</b>	<b>15</b>	<b>55</b>	<b>21/121</b>	<b>83.9</b>
<b>Opponents</b>	<b>562</b>	<b>339</b>	<b>60.3</b>	<b>3753</b>	<b>6.68</b>	<b>27</b>	<b>18</b>	<b>75</b>	<b>40/213</b>	<b>82.8</b>

Comella	1	0	0.0	0	0
O'Donnell	3	-3	-1.0	-1	0
K. Dyson	2	-4	-2.0	5	0
<b>Titans</b>	<b>511</b>	<b>1952</b>	<b>3.8</b>	<b>39</b>	<b>16</b>
<b>Opponents</b>	<b>372</b>	<b>1424</b>	<b>3.8</b>	<b>42</b>	<b>7</b>

RECEIVING	No	Yds	Avg	Lg	TD
Mason	79	1012	12.8	40	5
K. Dyson	41	460	11.2	40	4
Wycheck	40	346	8.7	19	2
George	36	255	7.1	14t	2
Bennett	33	478	14.5	53	2
McCareins	19	301	15.8	55	2
Simon	16	167	10.4	42t	3
Kinney	13	173	13.3	31	0
Holcombe	10	91	9.1	18	0
Comella	10	70	7.0	17	0
Green	7	57	8.1	21	1
Meier	1	17	17.0	17t	1
Berlin	1	14	14.0	14	0
<b>Titans</b>	<b>306</b>	<b>3441</b>	<b>11.2</b>	<b>55</b>	<b>22</b>
<b>Opponents</b>	<b>339</b>	<b>3753</b>	<b>11.1</b>	<b>75</b>	<b>27</b>

INTERCEPTIONS	No	Yds	Avg	Lg	TD
Schulters	6	56	9.3	28	0
Simon	3	88	29.3	32t	1
A. Dyson	3	27	9.0	16t	1
Rolle	2	0	0.0	0	0
Coady	1	24	24.0	24t	1
Bulluck	1	5	5.0	5	0
Williams	1	0	0.0	0	0
Mitchell	1	-2	-2.0	-2	0
<b>Titans</b>	<b>18</b>	<b>198</b>	<b>11.0</b>	<b>32t</b>	<b>3</b>
<b>Opponents</b>	<b>15</b>	<b>179</b>	<b>11.9</b>	<b>82t</b>	<b>2</b>

PUNTING	No	Yds	Avg	Net	TB	In	Lg	B
Hentrich	65	2725	41.9	33.9	5	28	56	1
<b>Titans</b>	<b>66</b>	<b>2725</b>	<b>41.3</b>	<b>33.9</b>	<b>5</b>	<b>28</b>	<b>56</b>	<b>1</b>
<b>Opponents</b>	<b>77</b>	<b>3202</b>	<b>41.6</b>	<b>36.2</b>	<b>10</b>	<b>22</b>	<b>61</b>	<b>1</b>

PUNT RETURNS	No	FC	Yds	Avg	Lg	TD
Simon	13	6	113	8.7	30	0
Mason	9	12	60	6.7	21	0
McCareins	6	4	44	7.3	16	0
<b>Titans</b>	<b>28</b>	<b>22</b>	<b>217</b>	<b>7.8</b>	<b>30</b>	<b>0</b>
<b>Opponents</b>	<b>28</b>	<b>19</b>	<b>390</b>	<b>13.9</b>	<b>83t</b>	<b>3</b>

KICKOFF RETURNS	No	Yds	Avg	Lg	TD
Simon	20	371	18.6	29	0
Berlin	13	260	20.0	32	0
McCareins	13	300	23.1	48	0
Kinney	3	41	13.7	25	0
Green	1	10	10.0	10	0
<b>Titans</b>	<b>50</b>	<b>982</b>	<b>19.6</b>	<b>48</b>	<b>0</b>
<b>Opponents</b>	<b>74</b>	<b>1482</b>	<b>20.0</b>	<b>54</b>	<b>0</b>

FIELD GOALS	1-19	20-29	30-39	40-49	50+
Nedney	0/0	9/9	10/12	5/8	1/2
<b>Titans</b>	<b>0/0</b>	<b>9/9</b>	<b>10/12</b>	<b>5/8</b>	<b>1/2</b>
<b>Opponents</b>	<b>1/2</b>	<b>3/3</b>	<b>5/7</b>	<b>4/6</b>	<b>1/3</b>

**Nedney:** (33G, 47G) (37G, 53G) ( ) ( ) ( ) (40G, 26G, 33G, 32N) (33G, 28G, 46G) (28G, 34G, 39G) (49N, 24G) (39N, 43G) (32G, 37G, 40G, 21G) (54N, 38G) (35G, 29G) (45N, 28G) (46N) (28G, 26G)

**Opponents:** (30G) ( ) (52N, 33G) (28G) (31G) ( ) (44G) (46N) (51G) (31N, 37N) (26G, 43G) (38G, 36G, 19G) (44G, 44N) ( ) (24G) (50N, 19N, 42G)

**SACKS**  
Carter 10.0, C. Hall 8.0, Ford 3.5, Smith 2.5, Kearse 2.0, Schulters 2.0, Simon 2.0, Thornton 2.0, Williams 2.0, Bulluck 1.0, A. Dyson 1.0, Godfrey 1.0, Haynesworth 1.0, J. Thomas 1.0  
**Titans 40.0, Opponents 21.0**

**TACKLES (Solo-Assists-Total)**  
Bulluck (116-64-180), Simon (83-47-130), Schulters (75-19-94), Smith (41-32-73), Carter (42-29-71), Hall (43-27-70), Williams (55-14-69), A. Dyson (54-7-61), Haynesworth (31-24-55), Mitchell (40-11-51), Ford (24-21-45), Rolle (37-7-44), Godfrey (27-17-44), Thornton (21-23-44), Chamberlin (14-13-27), Echols (13-6-19), Thomas (11-5-16), Calmus (9-4-13), Aldridge (8-5-13), Coady (10-2-12), Kearse (6-5-11), Morris (7-2-9), Boiman (1-5-6), Beckham (1-0-1), Kassell (0-1-1)  
**Team Totals: 769-390-1159**

### USUAL STARTING LINEUP

**OFFENSE**  
WR Derrick Mason (85)  
TE/FB Erron Kinney (88)/Greg Comella (33)  
LT Brad Hopkins (72)  
LG Zach Piller (69)  
C Gennaro DiNapoli (64)  
RG Benji Olson (75)  
RT Fred Miller (71)  
TE Frank Wycheck (89)  
WR Kevin Dyson (87)  
QB Steve McNair (9)  
RB Eddie George (27)

**DEFENSE**  
LE Kevin Carter (93)  
LT John Thornton (78)  
RT Henry Ford (92)  
RE Carlos Hall (97)  
LLB Peter Sirmon (59)  
MLB Randall Godfrey (56)  
RLB Keith Bulluck (53)  
LCB Andre Dyson (22)  
RCB Samari Rolle (21)  
SS Tank Williams (25)  
FS Lance Schulters (31)

**SPECIALISTS**  
K Joe Nedney (6)  
P Craig Hentrich (15)

**Pro Bowl**  
All-Pro

**GM:** Floyd Reese; **Head Coach:** Jeff Fisher  
**Asst. Coaches:** Mike Heimerdinger (off. coord.), Jim Schwartz (def. coord.), George Henshaw (asst. head coach/off.), Gunther Cunningham (asst. head coach defense/LB), Chuck Cecil (def. asst.), Ned James (off. asst.), Craig Johnson (QB), Alan Lowry (ST), Mike Munchak (OL), Sherman Smith (RB), Steve Walters (WR), Jim Washburn (DL), Steve Watterson (strength & rehab.), Everett Withers (DB)

### AMERICAN FOOTBALL CONFERENCE STANDINGS

AFC EAST	W	L	T	Pct
N.Y. Jets	9	7	0	.562
New England	9	7	0	.562
Miami	9	7	0	.562
Buffalo	8	8	0	.500
AFC NORTH	W	L	T	Pct
Pittsburgh	10	5	1	.656
* Cleveland	9	7	0	.562
Baltimore	7	9	0	.438
Cincinnati	2	14	0	.125
AFC SOUTH	W	L	T	Pct
<b>Tennessee</b>	<b>11</b>	<b>5</b>	<b>0</b>	<b>.688</b>
* Indianapolis	10	6	0	.625
Jacksonville	6	10	0	.375
Houston	4	12	0	.250
AFC WEST	W	L	T	Pct
Oakland	11	5	0	.688
Denver	9	7	0	.562
San Diego	8	8	0	.500
Kansas City	8	8	0	.500

### NATIONAL FOOTBALL CONFERENCE STANDINGS

NFC EAST	W	L	T	Pct
Philadelphia	12			

## 2001 SEASON (7-9 REGULAR SEASON, 0-0 PLAYOFFS) • 3RD PLACE AFC CENTRAL (TIED)

DATE	OPPONENT	SCORE	W/L	ATT
Sep. 9	MIAMI	23-31	L	68,798
Sep. 23	at Jacksonville	6-13	L	65,994
Sep. 30	BYE			
Oct. 7	at Baltimore	7-26	L	69,494
Oct. 14	TAMPA BAY	31-28*	W	68,798
Oct. 21	at Detroit	27-24	W	76,940
Oct. 29	at Pittsburgh	7-34	L	63,763
Nov. 4	JACKSONVILLE	28-24	W	68,798
Nov. 12	BALTIMORE	10-16	L	68,798
Nov. 18	at Cincinnati	20-7	W	63,865
Nov. 25	PITTSBURGH	24-34	L	68,801
Dec. 2	at Cleveland	31-15	W	72,818
Dec. 9	at Minnesota	24-42	L	64,271
Dec.16	GREEN BAY	26-20	W	68,804
Dec. 22	at Oakland	13-10	W	61,934
Dec. 30	CLEVELAND	38-41	L	68,798
Jan. 6	CINCINNATI	21-23	L	68,798

\* Overtime

	TITANS	OPP
<b>Total First Downs</b>	<b>288</b>	<b>300</b>
Rushing	87	79
Passing	179	192
Penalty	22	29
3rd Down: Made/Att	98/233	74/212
3rd Down Pct.	42.1	34.9
4th Down: Made/Att	2/15	7/14
4th Down Pct.	13.3	50.0
<b>Possession Avg.</b>	<b>31:29</b>	<b>28:31</b>
<b>Total Net Yards</b>	<b>5352</b>	<b>5515</b>
Avg. Per Game	334.5	344.7
Total Plays	1026	996
Avg. Per Play	5.2	5.5
<b>Net Yards Rushing</b>	<b>1794</b>	<b>1431</b>
Avg. Per Game	112.1	89.4
Total Rushes	468	405
Avg. Per Play	3.8	3.5
<b>Net Yards Passing</b>	<b>3558</b>	<b>4084</b>
Avg. Per Game	222.4	255.3
Sacked/Yards Lost	43/309	32/175
Gross Yards	3867	4259
Att./Comp.	515/307	559/328
Completion Pct.	59.6	58.7
Had Intercepted	17	13
<b>Punts/Average</b>	<b>85/42.0</b>	<b>82/41.3</b>
<b>Net Punting Avg.</b>	<b>85/37.0</b>	<b>82/35.7</b>
<b>Penalties/Yards</b>	<b>119/1025</b>	<b>88/832</b>
<b>Fumbles/Ball Lost</b>	<b>18/11</b>	<b>21/11</b>
<b>Touchdowns</b>	<b>39</b>	<b>46</b>
Rushing	12	17
Passing	23	27
Returns	4	2

BY PERIODS	1	2	3	4	OT	PTS
<b>Titans</b>	<b>84</b>	<b>73</b>	<b>90</b>	<b>86</b>	<b>3</b>	<b>336</b>
<b>Opponents</b>	<b>61</b>	<b>127</b>	<b>74</b>	<b>126</b>	<b>0</b>	<b>388</b>

SCORING	TD	RU	PA	RT	PAT	FG	S	TP
Nedney	0	0	0	0	34/35	20/28	0	94
Mason	10	0	9	1			0	62
K.Dyson	7	0	7	0			0	44
George	5	5	0	0			0	30
McNair	5	5	0	0			0	30
Wycheck	4	0	4	0			0	24
Green	2	1	1	0			0	12
Mitchell	2	0	0	2			0	12
Bennett	1	0	1	0			0	8
Hicks	1	1	0	0			0	6
Kinney	1	0	1	0			0	6
Myers	1	0	0	1			0	6
Fisk	0	0	0	0			1	2
<b>Titans</b>	<b>38</b>	<b>12</b>	<b>23</b>	<b>4</b>	<b>34/35</b>	<b>20/28</b>	<b>1</b>	<b>336</b>
<b>Opponents</b>	<b>46</b>	<b>17</b>	<b>27</b>	<b>2</b>	<b>44/44</b>	<b>22/29</b>	<b>0</b>	<b>388</b>

**2-Pt Conversions:** Mason, K. Dyson, Bennett, Titans 3-4, Opponents 1-2

RUSHING	No	Yds	Avg	Lg	TD
George	315	939	3.0	27	5
McNair	75	414	5.5	24	5
Hicks	56	341	6.1	51	1
Green	15	71	4.7	21	1
O'Donnell	6	28	4.7	15	0
Wycheck	1	1	1.0	1	0
<b>Titans</b>	<b>468</b>	<b>1794</b>	<b>3.8</b>	<b>51</b>	<b>12</b>
<b>Opponents</b>	<b>405</b>	<b>1431</b>	<b>3.5</b>	<b>48t</b>	<b>17</b>

PASSING	Att	Cmp	Pct	Yards	Yds/Att	TD	Int	Lg	Sk/Yds	Rating
McNair	431	264	61.3	3350	7.77	21	12	71t	37/251	90.2
O'Donnell	76	42	55.3	496	6.53	2	2	35t	6/58	73.1
Volek	3	0	0.0	0	0.00	0	0	0	0/0	39.6
Green	2	0	0.0	0	0.00	0	2	0	0/0	0.0
Hentrich	2	0	0.0	0	0.00	0	1	0	0/0	0
Wycheck	1	1	100.0	21	21.00	0	0	21	0/0	118.8
<b>Titans</b>	<b>515</b>	<b>307</b>	<b>59.6</b>	<b>3867</b>	<b>7.51</b>	<b>23</b>	<b>17</b>	<b>71t</b>	<b>43/309</b>	<b>84.2</b>
<b>Opponents</b>	<b>559</b>	<b>328</b>	<b>58.7</b>	<b>4259</b>	<b>7.62</b>	<b>27</b>	<b>13</b>	<b>78</b>	<b>32/175</b>	<b>89.1</b>

RECEIVING	No	Yds	Avg	Lg	TD
Mason	73	1128	15.5	71t	9
Wycheck	60	672	11.2	30	4
K.Dyson	54	825	15.3	68t	7
George	37	279	7.5	25	0
Kinney	25	263	10.5	24	1
Bennett	24	329	13.7	50	1
Green	12	64	5.3	10	1
Sanders	5	74	14.8	22	0
Hicks	5	22	4.4	9	0
McCareins	3	88	29.3	36	0
Meier	3	31	10.3	18	0
Natkin	2	42	21.0	27	0
Berlin	2	28	14.0	19	0
Coleman	1	19	19.0	19	0
Ours	1	3	3.0	3	0
<b>Titans</b>	<b>307</b>	<b>3867</b>	<b>12.6</b>	<b>71t</b>	<b>23</b>
<b>Opponents</b>	<b>328</b>	<b>4259</b>	<b>13.0</b>	<b>78</b>	<b>27</b>

INTERCEPTIONS	No	Yds	Avg	Lg	TD
A. Dyson	3	36	12.0	36	0
Rolle	3	3	1.0	3	0
Bulluck	2	21	10.5	21	0
Robinson	2	13	6.5	13	0
Godfrey	1	5	5.0	5	0
Booker	1	0	0.0	0	0
Favors	1	0	0.0	0	0
<b>Titans</b>	<b>13</b>	<b>78</b>	<b>6.0</b>	<b>36</b>	<b>0</b>
<b>Opponents</b>	<b>17</b>	<b>163</b>	<b>9.6</b>	<b>45t</b>	<b>2</b>

PUNTING	No	Yds	Avg	Net	TB	In	Lg	B
Hentrich	85	3567	42.0	37.0	8	28	70	0
<b>Titans</b>	<b>85</b>	<b>3567</b>	<b>42.0</b>	<b>37.0</b>	<b>8</b>	<b>28</b>	<b>70</b>	<b>0</b>
<b>Opponents</b>	<b>82</b>	<b>3388</b>	<b>41.3</b>	<b>35.7</b>	<b>9</b>	<b>25</b>	<b>58</b>	<b>1</b>

PUNT RETURNS	No	FC	Yds	Avg	Lg	TD
Mason	20	19	128	6.4	20	0
J.Walker	14	4	125	8.9	36	0
McCareins	2	0	29	14.5	18	0
<b>Titans</b>	<b>36</b>	<b>23</b>	<b>282</b>	<b>7.8</b>	<b>36</b>	<b>0</b>
<b>Opponents</b>	<b>36</b>	<b>20</b>	<b>264</b>	<b>7.3</b>	<b>31</b>	<b>0</b>

KICKOFF RETURNS	No	Yds	Avg	Lg	TD
Mason	34	748	22.0	101t	1
Berlin	13	253	19.5	32	0
Coleman	11	251	22.8	34	0
McCareins	4	70	17.5	21	0
J. Walker	3	33	11.0	19	0
Green	2	20	10.0	12	0
Bennett	1	11	11.0	11	0
Kinney	1	13	13.0	13	0
Long	1	10	10.0	10	0
Rolle	1	3	3.0	3	0
<b>Titans</b>	<b>71</b>	<b>1413</b>	<b>19.9</b>	<b>101t</b>	<b>1</b>
<b>Opponents</b>	<b>57</b>	<b>1418</b>	<b>24.9</b>	<b>81</b>	<b>0</b>

FIELD GOALS	1-19	20-29	30-39	40-49	50+
Nedney	0/0	6/6	5/5	8/15	1/2
<b>Titans</b>	<b>0/0</b>	<b>6/6</b>	<b>5/5</b>	<b>8/15</b>	<b>1/2</b>
<b>Opponents</b>	<b>0/0</b>	<b>4/4</b>	<b>15/17</b>	<b>2/7</b>	<b>1/1</b>

**Nedney:** (51G) (47N, 22G, 43G) (46N) (44G, 45G, 47N, 49G) (38G, 4G, 30G, 46G) (48N) (51N, 46G) (48N, 27G) (41G, 37G) (49G) (29G) (37G) (44N, 24G) (22G, 21G) (31G) () (49G) (37G) (35G, 37N, 39G) (26G, 25G) () (40B, 23G) (48N, 42G, 27G) (38G) (31G, 33G, 30G) () (39G, 47N, 37G) () () (33G, 54G) (40N, 35G, 33N, 42N) (30G, 44G) (30G, 33G, 34G)

**SACKS**  
 Kearse 10.0, Evans 5.5, Fisk 2.5, Carter 2.0, Rolle 2.0, Smith 2.0, Favors 1.5, Morris 1.5, Bulluck 1.0, Chamberlin 1.0, Ford 1.0, Godfrey 1.0, Robinson 1.0  
**Titans 32.0, Opponents 43.0**

**TACKLES (Solo-Assists-Total)**  
 Godfrey (79-32-111), Robinson (58-43-101) Phenix (63-24-87), Evans (53-24-77), Fisk (38-30-68), Kearse (39-25-64), Bulluck (35-29-64), Carter (39-22-61), Favors (34-27-61), A. Dyson (52-6-58), Rolle (52-4-56), Morris (34-12-46), Ford (24-20-44), Jenkins (12-3-15), Porter (26-5-31), Bishop (22-5-27), Mitchell (22-3-25), Salave'a (6-12-18), J. Walker (8-9-17), Smith (8-8-16), Chamberlin (12-3-15), Booker (6-2-8), Myers (2-2-4), Thomas (2-1-3), Green (1-0-1)  
**Team Totals: 751-352-1103**

### USUAL STARTING LINEUP

**OFFENSE**  
 WR Derrick Mason (85)  
 TE/FB Erron Kinney (88)  
 LT Brad Hopkins (72)  
 LG Zach Piller (69)  
**C Bruce Matthews (74)**  
 RG Benji Olson (75)  
 RT Fred Miller (71)  
 TE Frank Wycheck (89)  
 WR Kevin Dyson (87)  
 QB Steve McNair (9)  
 RB Eddie George (27)

**DEFENSE**  
 LE Kevin Carter (93)  
 LT Josh Evans (91)  
 RT Jason Fisk (97)  
**RE Jevon Kearse (90)**  
 LLB Greg Favors (51)  
 MLB Randall Godfrey (56)  
 RLB Eddie Robinson (55)  
 LCB Andre Dyson (22)  
 RCB Samari Rolle (21)  
 SS Aric Morris (28)  
 FS Pery Phenix (35)

**SPECIALISTS**  
 K Joe Nedney (6)  
 P Craig Hentrich (15)

**Pro Bowl**  
 All-Pro

**GM:** Floyd Reese; **Head Coach:** Jeff Fisher  
**Asst. Coaches:** Mike Heimerdinger (off. coord.), Jim Schwartz (def. coord.), George Henshaw (asst. head coach/off.), Gunther Cunningham (asst. head coach defense/LB), Chuck Cecil (def. asst.), Craig Johnson (off. asst.), Alan Lowry (ST), Mike Munchak (OL), Sherman Smith (RB), Steve Walters (WR), Jim Washburn (DL), Steve Watterson (strength & rehab.), Everett Withers (DB)

### AMERICAN FOOTBALL CONFERENCE STANDINGS

AFC EAST	W	L	T	Pct
New England	11	5	0	.688
* Miami	11	5	0	.688
* N.Y. Jets	10	6	0	.625
Indianapolis	6	10	0	.375
Buffalo	3	13	0	.188
AFC CENTRAL	W	L	T	Pct
Pittsburgh	13	3	0	.812
* Baltimore	10	6	0	.625
Cleveland	7	9	0	.438
<b>Tennessee</b>	<b>7</b>	<b>9</b>	<b>0</b>	<b>.438</b>
Jacksonville	6	10	0	.375
Cincinnati	6	10	0	.375
AFC WEST	W	L	T	Pct
Oakland	10	6	0	.625
Seattle	9	7	0	.562
Denver	8	8	0	.500
Kansas City	6	10	0	.375
San Diego	5	11	0	.312

### NATIONAL FOOTBALL CONFERENCE STANDINGS

NFC EAST	W
----------	---

# 2000 SEASON (13-3 REGULAR SEASON, 0-1 PLAYOFFS) · 1ST PLACE AFC CENTRAL

DATE	OPPONENT	SCORE	W/L	ATT
Sep. 3	at Buffalo	13-16	L	77,492
Sep. 10	KANSAS CITY	17-14*	W	68,203
Sep. 17	BYE			
Sep. 24	at Pittsburgh	23-20	W	51,769
Oct. 1	NY GIANTS	28-14	W	68,341
Oct. 8	at Cincinnati	23-14	W	63,406
Oct. 16	JACKSONVILLE	27-13	W	68,498
Oct. 22	at Baltimore	14-6	W	69,200
Oct. 30	at Washington	27-21	W	83,472
Nov. 5	PITTSBURGH	9-7	W	68,498
Nov. 12	BALTIMORE	23-24	L	68,490
Nov. 19	CLEVELAND	24-10	W	68,498
Nov. 26	at Jacksonville	13-16	L	65,454
Dec. 3	at Philadelphia	15-13	W	65,639
Dec. 10	CINCINNATI	35-3	W	68,498
Dec. 17	at Cleveland	24-0	W	72,318
Dec. 25	DALLAS	31-0	W	68,498
Jan. 7	BALTIMORE	10-24	L	68,527

\* Overtime

	TITANS	OPP
<b>Total First Downs</b>	<b>299</b>	<b>215</b>
Rushing	107	62
Passing	167	134
Penalty	25	19
<b>3rd Down: Made/Att</b>	<b>97/228</b>	<b>68/221</b>
3rd Down Pct.	42.5	30.8
4th Down: Made/Att	4/11	1/12
4th Down Pct.	36.4	8.3
<b>Possession Avg.</b>	<b>33:48</b>	<b>26:12</b>
<b>Total Net Yards</b>	<b>5350</b>	<b>3814</b>
Avg. Per Game	334.4	238.4
Total Plays	1036	908
Avg. Per Play	5.2	4.2
<b>Net Yards Rushing</b>	<b>2085</b>	<b>1390</b>
Avg. Per Game	130.3	86.9
Total Rushes	546	387
<b>Net Yards Passing</b>	<b>3265</b>	<b>2424</b>
Avg. Per Game	204.1	151.5
Sacked/Yards Lost	28/165	55/337
Gross Yards	3430	2761
Att./Comp.	462/286	466/242
Completion Pct.	61.9	51.9
Had Intercepted	16	17
<b>Punts/Average</b>	<b>76/40.8</b>	<b>105/42.7</b>
<b>Net Punting Avg.</b>	<b>76/36.3</b>	<b>105/35.0</b>
<b>Penalties/Yards</b>	<b>107/870</b>	<b>97/778</b>
<b>Fumbles/Ball Lost</b>	<b>24/14</b>	<b>39/13</b>
<b>Touchdowns</b>	<b>38</b>	<b>20</b>
Rushing	14	7
Passing	18	10
Returns	6	3

BY PERIODS	1	2	3	4	OT	PTS
<b>Titans</b>	<b>65</b>	<b>111</b>	<b>75</b>	<b>92</b>	<b>3</b>	<b>346</b>
<b>Opponents</b>	<b>36</b>	<b>50</b>	<b>30</b>	<b>75</b>	<b>0</b>	<b>191</b>

SCORING	TD	RU	PA	RT	PAT	FG	S	TP
Del Greco	0	0	0	0	37/38	27/33	0	118
George	16	14	2	0	0	0	0	96
Mason	6	0	5	1	0	0	0	36
Wycheck	4	0	4	0	0	0	0	24
Neal	2	0	2	0	0	0	0	12
Thigpen	2	0	2	0	0	0	0	12
Bulluck	1	0	0	1	0	0	0	6
K.Dyson	1	0	1	0	0	0	0	6
Ford	1	0	0	1	0	0	0	6
Godfrey	1	0	0	1	0	0	0	6
Kinney	1	0	1	0	0	0	0	6
Phenix	1	0	0	1	0	0	0	6
Rolle	1	0	0	1	0	0	0	6
Thomas	1	0	1	0	0	0	0	6
Henrich	0	0	0	0	0/0	0/1	0	0
<b>Titans</b>	<b>38</b>	<b>14</b>	<b>18</b>	<b>6</b>	<b>37/38</b>	<b>27/34</b>	<b>0</b>	<b>346</b>
<b>Opponents</b>	<b>20</b>	<b>7</b>	<b>10</b>	<b>3</b>	<b>20/20</b>	<b>17/22</b>	<b>0</b>	<b>191</b>

2-Pt Conversions: Titans 0-0, Opponents 0-0

RUSHING	No	Yds	Avg	Lg	TD
George	403	1509	3.7	35t	14
McNair	71	404	5.7	25	0
Thomas	61	175	2.9	20	0
Mason	1	1	1.0	1	0
Neal	1	-2	-2.0	-2	0
O'Donnell	9	-2	-2.2	4	0
<b>Titans</b>	<b>546</b>	<b>2085</b>	<b>3.8</b>	<b>35t</b>	<b>14</b>
<b>Opponents</b>	<b>387</b>	<b>1390</b>	<b>3.6</b>	<b>80t</b>	<b>7</b>

PASSING	Att	Cmp	Pct	Yards	Yds/Att	TD	Int	Lg	Sk/Yds	Rating
McNair	396	248	62.6	2847	7.19	15	13	56t	24/141	83.2
O'Donnell	64	36	56.3	530	8.28	2	3	67	3/23	74.3
Wycheck	2	2	100.0	53	26.50	1	0	30t	0/0	158.3
<b>Titans</b>	<b>462</b>	<b>286</b>	<b>61.9</b>	<b>3430</b>	<b>7.42</b>	<b>18</b>	<b>16</b>	<b>67</b>	<b>28/165</b>	<b>83.2</b>
<b>Opponents</b>	<b>466</b>	<b>242</b>	<b>51.9</b>	<b>2761</b>	<b>5.92</b>	<b>10</b>	<b>17</b>	<b>48</b>	<b>55/337</b>	<b>62.0</b>

RECEIVING	No	Yds	Avg	Lg	TD
Wycheck	70	636	9.1	26	4
Mason	63	895	14.2	34	5
George	50	453	9.1	24	2
Sanders	33	536	16.2	54	0
Kinney	19	197	10.4	19	1
Thigpen	15	289	19.3	56t	2
Pickens	10	242	24.2	67	0
Neal	9	31	3.4	8	2
Thomas	8	35	4.4	9t	1
Dyson	6	104	17.3	30t	1
Roan	3	12	4.0	6	0
<b>Titans</b>	<b>286</b>	<b>3430</b>	<b>12.0</b>	<b>67</b>	<b>18</b>
<b>Opponents</b>	<b>242</b>	<b>2761</b>	<b>11.4</b>	<b>48</b>	<b>10</b>

INTERCEPTIONS	No	Yds	Avg	Lg	TD
Rolle	7	140	20.0	81t	1
Sidney	3	19	6.3	19	0
Godfrey	2	25	12.5	24t	1
D. Walker	2	4	2.0	4	0
Phenix	1	87	87.0	87t	1
Bulluck	1	8	8.0	8t	1
Booker	1	2	2.0	2	0
<b>Titans</b>	<b>17</b>	<b>285</b>	<b>16.8</b>	<b>87t</b>	<b>4</b>
<b>Opponents</b>	<b>16</b>	<b>236</b>	<b>14.8</b>	<b>42t</b>	<b>3</b>

PUNTING	No	Yds	Avg	Net	TB	In	Lg	B
Henrich	76	3101	40.8	36.3	9	33	67	0
<b>Titans</b>	<b>76</b>	<b>3101</b>	<b>40.8</b>	<b>36.3</b>	<b>9</b>	<b>33</b>	<b>67</b>	<b>0</b>
<b>Opponents</b>	<b>105</b>	<b>4484</b>	<b>42.7</b>	<b>35.0</b>	<b>7</b>	<b>30</b>	<b>64</b>	<b>0</b>

PUNT RETURNS	No	FC	Yds	Avg	Lg	TD
Mason	51	17	662	13.0	69t	1
Thigpen	1	1	9	9.0	9	0
D.Walker	1	0	0	0.0	0	0
<b>Titans</b>	<b>53</b>	<b>18</b>	<b>671</b>	<b>12.7</b>	<b>69t</b>	<b>1</b>
<b>Opponents</b>	<b>28</b>	<b>21</b>	<b>160</b>	<b>5.7</b>	<b>20</b>	<b>0</b>

KICKOFF RETURNS	No	Yds	Avg	Lg	TD
Mason	42	1132	27.0	66	0
Coleman	2	54	27.0	27	0
Leach	1	10	10.0	10	0
Neal	1	15	15.0	15	0
Thornton	1	16	16.0	16	0
<b>Titans</b>	<b>47</b>	<b>1227</b>	<b>26.1</b>	<b>66</b>	<b>0</b>
<b>Opponents</b>	<b>76</b>	<b>1587</b>	<b>20.9</b>	<b>38</b>	<b>0</b>

FIELD GOALS	1-19	20-29	30-39	40-49	50+
Del Greco	0/0	13/15	7/8	6/9	1/1
Henrich	0/0	0/0	0/0	0/0	0/1
<b>Titans</b>	<b>0/0</b>	<b>13/15</b>	<b>7/8</b>	<b>6/9</b>	<b>1/2</b>
<b>Opponents</b>	<b>0/0</b>	<b>5/5</b>	<b>6/8</b>	<b>6/7</b>	<b>0/2</b>

**Del Greco:**(38G, 27G) (36G) (24G, 40G, 40G) (46N) (22G, 41G, 33N, 34G) (26G, 44N, 28G) () (46G, 21G) (21G, 24N, 31G, 29G) (23G, 43N) (22G) (30G, 38G, 28N) (26G, 42G, 22G, 44G, 50G) () (33G) (21G)  
**Henrich:** (60N) () () () () () () () () () () () () () () () ()  
**Opponents:** (51N, 42G, 41G, 33G) (36N) (32G, 32G, 50N) () (35B, 46N) (23G, 45G) (21G, 38G) () () (45G) (38G) (27G, 20G, 38G) (23G, 40G) (45G) () ()

**SACKS**  
 Kearse 11.5, Holmes 8.0, Favors 5.5, Robinson 4.0, Salave'a 4.0, Thornton 4.0, Embray 3.5, Godfrey 3.0, Bishop 2.5, Smith 2.5, Fisk 2.0, Ford 2.0, Rolle 1.5, Killens 1.0  
**Titans 55.0, Opponents 28.0**

**TACKLES (Solo-Assists-Total)**  
 Godfrey (97-72-169), Bishop (76-29-105), Robertson (62-30-92), Robinson (59-32-91), Kearse (53-31-84), Fisk (41-35-76), Holmes (44-29-73), Favors (37-24-61), Thornton (27-28-55), Ford (28-19-47), Salave'a (22-21-43), Walker (40-3-43), Rolle (27-15-42), Phenix (20-5-25), Sidney (15-6-21), Bulluck (13-8-21), Booker (11-9-20), Embray (7-9-16), Myers (8-3-11), McCullough (6-2-8), Smith (4-2-6), Chamberlin (0-2-2), Killens (2-0-2), Morris (0-1-1)  
**Team Totals: 693-416-1109**

### USUAL STARTING LINEUP

**OFFENSE**

**WR Derrick Mason (85)**  
**LT Brad Hopkins (72)**  
**LG Bruce Matthews (74)**  
 C Kevin Long (60)  
 RG Benji Olson (75)  
 RT Fred Miller (71)  
**TE Frank Wycheck (89)**  
 WR Chris Sanders (81)  
**QB Steve McNair (9)**  
**RB Eddie George (27)**  
 FB Lorenzo Neal (41)

**DEFENSE**

**LE Jevon Kearse (90)**  
 LT John Thornton (78)  
 RT Jason Fisk (97)  
 RE Kenny Holmes (99)  
 LLB Greg Favors (51)  
 MLB Randall Godfrey (56)  
 RLB Eddie Robinson (55)  
 LCB Denard Walker (25)  
**RCB Samari Rolle (21)**  
**SS Blaine Bishop (23)**  
 FS Marcus Robertson (31)

**SPECIALISTS**

K Al Del Greco (3)  
 P Craig Henrich (15)

**Pro Bowl**  
 All-Pro

**GM:** Floyd Reese; **Head Coach:** Jeff Fisher  
**Asst. Coaches:** Mike Heimerdinger (off. coord.), Gregg Williams (def. coord.), George Henshaw (asst. head coach/off.), Jerry Gray (DB), Craig Johnson (off. asst.), Alan Lowry (ST), Mike Munchak (OL), Jim Schwartz (LB), Sherman Smith (RB), Ronnie Vinkler (def. asst.), Steve Walters (WR), Jim Washburn (DL), Steve Watterson (strength & rehab.)

### AMERICAN FOOTBALL CONFERENCE STANDINGS

AFC EAST	W	L	T	Pct
Miami	11	5	0	.688
* Indianapolis	10	6	0	.625
N.Y. Jets	9	7	0	.563
Buffalo	8	8	0	.500
New England	5	11	0	.313

AFC CENTRAL	W	L	T	Pct
<b>Tennessee</b>	<b>13</b>	<b>3</b>	<b>0</b>	<b>.813</b>
* Baltimore	12	4	0	.750
Pittsburgh	9	7	0	.563
Jacksonville	7	9	0	.438
Cincinnati	4	12	0	.250
Cleveland	3	13	0	.188

AFC WEST	W	L	T	Pct
Oakland	12	4	0	.750
* Denver	11	5	0	.688
Kansas City	7	9	0	.438
Seattle	6	10	0	.375
San Diego	1	15	0	.063

### NATIONAL FOOTBALL CONFERENCE STANDINGS

NFC EAST	W	L	T	Pct
N.Y. Giants	12	4	0	.750
* Philadelphia	11	5	0	.688
Washington	8	8	0	.500
Dallas	5	11	0	.313
Arizona	3	13	0	.188

NFC CENTRAL	W	L	T	Pct
Minnesota	11	5	0	.688
* Tampa Bay	10	6	0	.625
Green Bay	9	7	0	.563
Detroit	9	7	0	.563
Chicago	5	11	0	.313

NFC WEST	W	L	T	Pct
New Orleans	10	6	0	.625
* St. Louis	10	6	0	.625
Carolina	7	9	0	.438

# 1999 SEASON (13-3 REGULAR SEASON, 3-1 PLAYOFFS) • 2ND PLACE AFC CENTRAL

DATE	OPPONENT	SCORE	W/L	ATT
Sep. 12	CINCINNATI	36-35	W	65,272
Sep. 19	CLEVELAND	26-9	W	65,904
Sep. 26	at Jacksonville	20-19	W	61,502
Oct. 3	at San Francisco	22-24	L	67,447
Oct. 10	BALTIMORE	14-11	W	65,486
Oct. 17	at New Orleans	24-21	W	51,875
Oct. 24	BYE			
Oct. 31	ST. LOUIS	24-21	W	66,415
Nov. 7	at Miami	0-17	L	74,109
Nov. 14	at Cincinnati	24-14	W	46,017
Nov. 21	PITTSBURGH	16-10	W	66,619
Nov. 28	at Cleveland	33-21	W	72,008
Dec. 5	at Baltimore	14-41	L	67,854
Dec. 9	OAKLAND	21-14	W	66,357
Dec. 19	ATLANTA	30-17	W	66,196
Dec. 26	JACKSONVILLE	41-14	W	66,641
Jan. 2	at Pittsburgh	47-36	W	48,025
Jan. 8	BUFFALO	22-16	W	66,782
Jan. 16	at Indianapolis	19-16	W	57,097
Jan. 23	at Jacksonville	33-14	W	75,206
Jan. 30	ST. LOUIS	16-23	L	72,625

\* Overtime

	TITANS	OPP
<b>Total First Downs</b>	<b>294</b>	<b>300</b>
Rushing	109	81
Passing	167	193
Penalty	18	26
3rd Down: Made/Att	83/217	70/200
3rd Down Pct.	38.2	35.0
4th Down: Made/Att	7/12	4/14
4th Down Pct.	58.3	28.6
<b>Possession Avg.</b>	<b>31:30</b>	<b>28:30</b>
<b>Total Net Yards</b>	<b>5296</b>	<b>5245</b>
Avg. Per Game	331.0	327.8
Total Plays	1011	994
Avg. Per Play	5.2	5.3
<b>Net Yards Rushing</b>	<b>1811</b>	<b>1550</b>
Avg. Per Game	113.2	96.9
Total Rushes	459	383
<b>Net Yards Passing</b>	<b>3485</b>	<b>3695</b>
Avg. Per Game	217.8	230.9
Sacked/Yards Lost	25/137	54/305
Gross Yards	3622	4000
Att./Comp.	527/304	557/312
Completion Pct.	57.7	56.0
Had Intercepted	13	16
<b>Punts/Average</b>	<b>90/42.5</b>	<b>80/42.9</b>
<b>Net Punting Avg.</b>	<b>90/38.1</b>	<b>80/37.2</b>
<b>Penalties/Yards</b>	<b>114/1069</b>	<b>128/1010</b>
<b>Fumbles/Ball Lost</b>	<b>17/9</b>	<b>39/24</b>
<b>Touchdowns</b>	<b>46</b>	<b>39</b>
Rushing	19	8
Passing	23	26
Returns	4	5

BY PERIODS	1	2	3	4	OT	PTS
Titans	113	97	85	97	0	392
Opponents	44	93	103	84	0	324

SCORING	TD	RU	PA	RT	PAT	FG	S	TP
Del Greco	0	0	0	0	43/43	21/25	0	106
E. George	13	9	4	0	0	0	0	78
McNair	8	8	0	0	0	0	0	48
Dyson	4	0	4	0	0	0	0	24
Thigpen	4	0	4	0	0	0	0	24
Neal	3	1	2	0	0	0	0	18
Roan	3	0	3	0	0	0	0	18
Byrd	2	0	2	0	0	0	0	12
Wycheck	2	0	2	0	0	0	0	12
Harris	1	0	1	0	0	0	0	8
Kearse	1	0	0	1	0	0	0	6
Mason	1	0	0	1	0	0	0	6
Mitchell	1	0	0	1	0	0	0	6
Sanders	1	0	1	0	0	0	0	6
Thomas	1	1	0	0	0	0	0	6
Walker	1	0	0	1	0	0	0	6
Thornton	0	0	0	0	1	2	0	2
<b>Titans</b>	<b>46</b>	<b>19</b>	<b>23</b>	<b>4</b>	<b>43/43</b>	<b>21/25</b>	<b>4</b>	<b>392</b>
<b>Opponents</b>	<b>39</b>	<b>8</b>	<b>26</b>	<b>5</b>	<b>33/33</b>	<b>15/22</b>	<b>2</b>	<b>324</b>

2-Pt Conversions: Harris, Titans 1-3, Opponents 4-6

RUSHING	No	Yds	Avg	Lg	TD
E. George	320	1304	4.1	40	9
McNair	72	337	4.7	38	8
Thomas	43	164	3.8	22	1
Dyson	1	3	3.0	3	0
Hentrich	2	1	0.5	1	0

PASSING	Att	Cmp	Pct	Yards	Yds/Att	TD	Int	Lg	Sk/Yds	Rating
McNair	331	187	56.5	2179	6.58	12	8	65t	16/74	78.6
O'Donnell	195	116	59.5	1382	7.09	10	5	54t	9/63	87.6
Wycheck	1	1	100.0	61	61.00	1	0	61t	0/0	158.3
<b>Titans</b>	<b>527</b>	<b>304</b>	<b>57.7</b>	<b>3622</b>	<b>6.87</b>	<b>23</b>	<b>13</b>	<b>65t</b>	<b>25/137</b>	<b>83.1</b>
<b>Opponents</b>	<b>557</b>	<b>312</b>	<b>56.0</b>	<b>4000</b>	<b>7.18</b>	<b>26</b>	<b>16</b>	<b>78t</b>	<b>54/305</b>	<b>82.3</b>

Neal	2	1	0.5	1t	1
O'Donnell	19	1	0.1	4	0
<b>Titans</b>	<b>459</b>	<b>1811</b>	<b>3.9</b>	<b>40</b>	<b>19</b>
<b>Opponents</b>	<b>383</b>	<b>1550</b>	<b>4.0</b>	<b>72</b>	<b>8</b>

RECEIVING	No	Yds	Avg	Lg	TD
Wycheck	69	641	9.3	35	2
Dyson	54	658	12.2	47t	4
E. George	47	458	9.7	54t	4
Thigpen	38	648	17.1	35	4
Harris	26	297	11.4	62t	1
Sanders	20	336	16.8	48t	1
Byrd	14	261	18.6	65t	2
Roan	9	93	10.3	24t	3
Thomas	9	72	8.0	26	0
Mason	8	89	11.1	31	0
Neal	7	27	3.9	8	2
Kent	3	42	14.0	25	0
<b>Titans</b>	<b>304</b>	<b>3622</b>	<b>11.9</b>	<b>65t</b>	<b>23</b>
<b>Opponents</b>	<b>312</b>	<b>4000</b>	<b>12.8</b>	<b>78t</b>	<b>26</b>

INTERCEPTIONS	No	Yds	Avg	Lg	TD
Rolle	4	65	16.3	30	0
Sidney	3	12	4.0	7	0
Holmes	2	17	8.5	19	0
Dorsett	1	43	43.0	43	0
Mitchell	1	42	42.0	42t	1
Bowden	1	29	29.0	29	0
Walker	1	27	27.0	27	0
Fisk	1	17	17.0	17	0
Robertson	1	3	3.0	3	0
Jackson	1	2	2.0	2	0
<b>Titans</b>	<b>16</b>	<b>257</b>	<b>16.1</b>	<b>43</b>	<b>1</b>
<b>Opponents</b>	<b>13</b>	<b>227</b>	<b>17.5</b>	<b>47t</b>	<b>2</b>

PUNTING	No	Yds	Avg	Net	TB	In	Lg	B
Hentrich	90	3824	42.5	38.1	3	35	78	0
<b>Titans</b>	<b>90</b>	<b>3824</b>	<b>42.5</b>	<b>38.1</b>	<b>3</b>	<b>35</b>	<b>78</b>	<b>0</b>
<b>Opponents</b>	<b>80</b>	<b>3435</b>	<b>42.9</b>	<b>37.2</b>	<b>5</b>	<b>25</b>	<b>72</b>	<b>2</b>

PUNT RETURNS	No	FC	Yds	Avg	Lg	TD
Mason	26	15	225	8.7	65t	1
Preston TM	8	2	59	7.4	12	0
Byrd	2	0	8	4.0	8	0
S. George	1	0	18	18.0	18	0
Rolle	1	0	23	23.0	23	0
Sidney	1	0	4	4.0	4	0
Thigpen	1	0	21	21.0	21	0
<b>Titans</b>	<b>40</b>	<b>17</b>	<b>358</b>	<b>9.0</b>	<b>65t</b>	<b>1</b>
<b>Opponents</b>	<b>45</b>	<b>22</b>	<b>335</b>	<b>7.4</b>	<b>32</b>	<b>0</b>

KICKOFF RETURNS	No	Yds	Avg	Lg	TD
Mason	41	805	19.6	41	0
Preston TM	5	119	23.8	29	0
S. George	4	63	15.8	22	0
Byrd	2	16	8.0	9	0
Kent	2	24	12.0	13	0
Neal	2	15	7.5	14	0
<b>Titans</b>	<b>56</b>	<b>1042</b>	<b>18.6</b>	<b>41</b>	<b>0</b>
<b>Opponents</b>	<b>76</b>	<b>1596</b>	<b>21.0</b>	<b>99t</b>	<b>2</b>

FIELD GOALS	1-19	20-29	30-39	40-49	50+
Del Greco	1/1	8/8	7/9	4/6	1/1
<b>Titans</b>	<b>1/1</b>	<b>8/8</b>	<b>7/9</b>	<b>4/6</b>	<b>1/1</b>
<b>Opponents</b>	<b>0/0</b>	<b>4/4</b>	<b>4/7</b>	<b>6/9</b>	<b>1/2</b>

**Del Greco:** (50G, 33G) (35G, 44N) (44G, 48G) (21G, 22G, 28G) ( ) (42N, 19G) (27G) (33N) (26G) ( ) (27G, 31G, 37N) (39G, 33G) ( ) (38G, 27G, 43N) (30G, 20G) (42G)  
**Opponents:** (33G, 38G) (41G) (42G) (39G) (44G, 46G, 50G) (24G, 42G) (54N, 38N) (43N, 46G) (32N) (44N, 24G) ( ) (21G, 27G) (32N, 45N) (32G) ( ) ( )

**SACKS**  
 Kearse 14.5, Robinson 6.0, Ford 5.5, Thornton 4.5, Fisk 4.0, Holmes 4.0, Bowden 3.5, Evans 3.5, Rolle 3.0, Bishop 2.5, Jones 1.0, Frederick 0.5, Jackson 0.5, Robertson 0.5, Wortham 0.5  
**Titans 54.0, Opponents 25.0**

**TACKLES (Solo-Assists-Total)**  
 Bishop (80-33-113), Robinson (84-49-113), Robertson (64-28-92), Kearse (59-26-85), Bowden (54-27-81), Wortham (50-31-81), Fisk (41-39-80), Rolle (57-13-70), Walker (47-9-56), Evans (26-28-54), Ford (26-15-41), Phenix (32-7-39), Sidney (34-5-39), Holmes (20-18-38), Thornton (23-10-33), Killens (13-12-25), Jackson (18-4-22), Colman (12-9-21), Jones (12-7-19), Dorsett (10-1-11), Frederick (2-8-10), Salave'a (4-6-10), Mitchell (6-1-7), McCullough (3-0-3)  
**Team Totals: 760-383-1143**

### USUAL STARTING LINEUP

**OFFENSE**  
 WR Kevin Dyson (87)  
 LT Brad Hopkins (72)  
**LG Bruce Matthews (74)**  
 C Kevin Long (60)  
 RG Benji Olson (75)  
 RT Jon Runyan (69)  
**TE Frank Wycheck (89)**  
 WR Yancey Thigpen (82)  
 QB Steve McNair (9)  
**RB Eddie George (27)**  
 FB Lorenzo Neal (41)

**DEFENSE**  
**LE Jevon Kearse (90)**  
 LT Josh Evans (91)  
 RT Jason Fisk (97)  
 RE Kenny Holmes (99)  
 LLB Eddie Robinson (55)  
 MLB Barron Wortham (82)  
 RLB Joe Bowden (58)  
 LCB Denard Walker (25)  
 RCB Samari Rolle (21)  
 SS Blaine Bishop (23)  
 FS Marcus Robertson (31)

**SPECIALISTS**  
 K Al Del Greco (3)  
 P Craig Hentrich (15)

### Pro Bowl

All-Pro

**GM:** Floyd Reese; **Head Coach:** Jeff Fisher  
**Asst. Coaches:** George Henshaw (asst. head coach/run game), Les Steckel (off. coord.), Gregg Williams (def. coord.), Bart Andrus (QB), O'Neill Gilbert (LB), Jerry Gray (DB), Alan Lowry (ST), Mike Munchak (OL), Jim Schwartz (def. asst.), Sherman Smith (RB), Steve Walters (WR), Jim Washburn (DL), Steve Watterson (strength & rehab.)

### AMERICAN FOOTBALL CONFERENCE STANDINGS

AFC EAST	W	L	T	Pct
Indianapolis	13	3	0	.813
* Buffalo	11	5	0	.688
* Miami	9	7	0	.563
N.Y. Jets	8	8	0	.500
New England	8	8	0	.500
<b>AFC CENTRAL</b>	<b>W</b>	<b>L</b>	<b>T</b>	<b>Pct</b>
Jacksonville	14	2	0	.875
* Tennessee	13	3	0	.813
Baltimore	8	8	0	.500
Pittsburgh	6	10	0	.375
Cincinnati	4	12	0	.250
Cleveland	2	14	0	.125
<b>AFC WEST</b>	<b>W</b>	<b>L</b>	<b>T</b>	<b>Pct</b>
Seattle	9	7	0	.563
Kansas City	9	7	0	.563
Oakland	8	8	0	.500
San Diego	8	8	0	.500
Denver	6	10	0	.375

### NATIONAL FOOTBALL CONFERENCE STANDINGS

NFC EAST	W	L	T	Pct
Washington	10	6	0	.625
* Dallas	8	8	0	.500
N.Y. Giants	7	9	0	.438
Arizona	6	10	0	.375
Philadelphia	5	11	0	.313
<b>NFC CENTRAL</b>	<b>W</b>	<b>L</b>	<b>T</b>	<b>Pct</b>
Tampa Bay	11	5	0	.688
* Minnesota	10	6	0	.625
* Detroit	8	8	0	.500
Green Bay	8	8	0	.500
Chicago	6	10	0	.375
<b>NFC WEST</b>	<b>W</b>	<b>L</b>	<b>T</b>	<b>Pct</b>
St. Louis	13	3	0	.813
Carolina	8	8	0	.500
Atlanta	5	11	0	.313
San Francisco	4	12	0	.250
New Orleans	3	13	0	.188

\* Wild Card for Playoffs



# ALL-TIME RESULTS

1998 (8-8)				
DATE	OPPONENT	SCORE	W/L	ATT
Sep. 6	at Cincinnati	23-14	W	55,848
Sep. 13	SAN DIEGO	7-13	L	41,089
Sep. 20	at New England	16-27	L	59,973
Sep. 27	JACKSONVILLE	22-27	L	34,656
Oct. 4	BYE			
Oct. 11	at Baltimore	12-8	W	68,561
Oct. 18	CINCINNATI	44-14	W	33,288
Oct. 25	CHICAGO	20-23	L	40,089
Nov. 1	at Pittsburgh	41-31	W	58,222
Nov. 8	at Tampa Bay	31-22	W	65,054
Nov. 15	PITTSBURGH	23-14	W	41,104
Nov. 22	NY JETS	3-24	L	37,084
Nov. 29	at Seattle	18-20	L	59,048
Dec. 6	BALTIMORE	16-14	W	31,124
Dec. 13	at Jacksonville	16-13	W	65,657
Dec. 20	at Green Bay	22-30	L	59,888
Dec. 26	MINNESOTA	16-26	L	41,121

1997 (8-8)				
DATE	OPPONENT	SCORE	W/L	ATT
Aug. 31	OAKLAND	24-21*	W	30,171
Sep. 7	at Miami	13-16*	L	64,439
Sep. 14	BYE			
Sep. 21	BALTIMORE	10-36	L	17,737
Sep. 28	at Pittsburgh	24-37	L	57,507
Oct. 5	at Seattle	13-16	L	49,897
Oct. 12	CINCINNATI	30-7	W	17,071
Oct. 19	WASHINGTON	28-14	W	31,042
Oct. 26	at Arizona	41-14	W	44,030
Nov. 2	JACKSONVILLE	24-30	L	27,208
Nov. 9	NY GIANTS	10-6	W	26,744
Nov. 16	at Jacksonville	9-17	L	70,070
Nov. 23	BUFFALO	31-14	W	23,571
Nov. 27	at Dallas	27-14	W	63,421
Dec. 4	at Cincinnati	14-41	L	49,086
Dec. 14	at Baltimore	19-21	L	60,558
Dec. 21	PITTSBURGH	16-6	W	50,677

1996 (8-8)				
DATE	OPPONENT	SCORE	W/L	ATT
Sep. 1	KANSAS CITY	19-20	L	27,725
Sep. 8	at Jacksonville	34-27	W	66,468
Sep. 15	BALTIMORE	29-13	W	20,082
Sep. 22	BYE			
Sep. 29	at Pittsburgh	16-30	L	58,608
Oct. 6	at Cincinnati	30-27*	W	44,680
Oct. 13	at Atlanta	23-13	W	35,401
Oct. 20	PITTSBURGH	23-13	W	50,337
Oct. 27	SAN FRANCISCO	9-10	L	53,664
Nov. 3	at Seattle	16-23	L	36,320
Nov. 10	at New Orleans	31-14	W	34,121
Nov. 17	MIAMI	20-23	L	47,358
Nov. 24	CAROLINA	6-31	L	20,107
Dec. 1	at NY Jets	35-10	W	21,731
Dec. 8	JACKSONVILLE	17-23	L	20,196
Dec. 15	CINCINNATI	13-21	L	15,131
Dec. 22	at Baltimore	24-21	W	52,704

1995 (7-9)				
DATE	OPPONENT	SCORE	W/L	ATT
Sep. 3	at Jacksonville	10-3	W	72,363
Sep. 10	PITTSBURGH	17-34	L	44,122
Sep. 17	CLEVELAND	7-14	L	36,077
Sep. 24	at Cincinnati	38-28	W	46,332
Oct. 1	JACKSONVILLE	16-17	L	36,346
Oct. 8	at Minnesota	17-23*	L	56,430
Oct. 15	BYE			
Oct. 22	at Chicago	32-35	L	63,545
Oct. 29	TAMPA BAY	19-7	W	31,489
Nov. 5	at Cleveland	37-10	W	57,881
Nov. 12	CINCINNATI	25-32	L	32,998
Nov. 19	at Kansas City	13-20	L	77,576
Nov. 26	DENVER	42-33	W	36,113
Dec. 3	at Pittsburgh	7-21	L	56,013
Dec. 10	DETROIT	17-24	L	35,842
Dec. 17	NY JETS	23-6	W	35,873
Dec. 24	at Buffalo	28-17	W	45,253

\* Overtime

1994 (2-14)				
DATE	OPPONENT	SCORE	W/L	ATT
Sep. 4	at Indianapolis	21-45	L	47,372
Sep. 11	at Dallas	17-20	L	64,402
Sep. 18	BUFFALO	7-15	L	55,424
Sep. 25	CINCINNATI	20-13	W	44,253
Oct. 3	at Pittsburgh	14-30	L	57,274
Oct. 9	BYE			
Oct. 13	CLEVELAND	8-11	L	50-364
Oct. 24	at Philadelphia	6-21	L	65,233
Oct. 30	at L.A. Raiders	14-17	L	40,473
Nov. 6	PITTSBURGH	9-12*	L	47,822
Nov. 13	at Cincinnati	31-34	L	54,908
Nov. 21	NY GIANTS	10-13	L	53,201
Nov. 27	at Cleveland	10-34	L	65,088
Dec. 4	ARIZONA	12-30	L	39,821
Dec. 11	SEATTLE	14-16	L	31,453
Dec. 18	at Kansas City	9-31	L	79,319
Dec. 24	NY JETS	24-10	W	31,176

\* Overtime

1993 (12-4, AFC CENTRAL CHAMPIONS)				
DATE	OPPONENT	SCORE	W/L	ATT
Sep. 5	at New Orleans	21-33	L	69,029
Sep. 12	KANSAS CITY	30-0	W	59,780
Sep. 19	at San Diego	17-18	L	58,519
Sep. 26	L.A. RAMS	13-28	L	53,072
Oct. 3	BYE			
Oct. 11	at Buffalo	7-35	L	79,613
Oct. 17	at New England	28-14	W	51,037
Oct. 24	CINCINNATI	28-12	W	50,039
Oct. 31	BYE			
Nov. 7	SEATTLE	24-14	W	50,447
Nov. 14	at Cincinnati	38-3	W	42,347
Nov. 21	at Cleveland	27-20	W	71,668
Nov. 28	PITTSBURGH	23-3	W	61,238
Dec. 5	ATLANTA	33-17	W	58,186
Dec. 12	CLEVELAND	19-17	W	58,720
Dec. 19	at Pittsburgh	26-17	W	57,592
Dec. 25	at San Francisco	10-7	W	61,744
Jan. 2	NY JETS	24-0	W	61,040
Jan. 16	KANSAS CITY	20-28	L	64,011

1992 (10-6, AFC WILD CARD)				
DATE	OPPONENT	SCORE	W/L	ATT
Sep. 6	PITTSBURGH	24-29	L	63,713
Sep. 13	at Indianapolis	20-10	W	44,851
Sep. 20	KANSAS CITY	23-20*	W	60,955
Sep. 27	SAN DIEGO	27-0	W	57,491
Oct. 4	BYE			
Oct. 11	at Cincinnati	38-24	W	54,254
Oct. 18	at Denver	21-27	L	74,827
Oct. 25	CINCINNATI	26-10	W	58,701
Nov. 1	at Pittsburgh	20-21	L	58,074
Nov. 8	CLEVELAND	14-24	L	57,348
Nov. 15	at Minnesota	17-13	W	56,726
Nov. 22	at Miami	16-19	L	63,597
Nov. 26	at Detroit	24-21	W	73,711
Dec. 7	CHICAGO	24-7	W	62,193
Dec. 13	GREEN BAY	14-16	L	57,285
Dec. 20	at Cleveland	17-14	W	59,898
Dec. 27	BUFFALO	27-3	W	61,742
Jan. 3	at Buffalo	38-41*	L	75,141

\* Overtime

1991 (11-5, AFC CENTRAL CHAMPIONS)				
DATE	OPPONENT	SCORE	W/L	ATT
Sep. 1	L.A. RAIDERS	47-17	W	61,367
Sep. 8	at Cincinnati	30-7	W	56,463
Sep. 16	KANSAS CITY	17-7	W	61,058
Sep. 22	at New England	20-24	L	30,702
Sep. 29	BYE			
Oct. 6	DENVER	42-14	W	59,145
Oct. 13	at NY Jets	23-20	W	70,758
Oct. 20	at Miami	17-13	W	60,705
Oct. 27	CINCINNATI	25-3	W	58,634
Nov. 3	at Washington	13-16*	L	55,096
Nov. 10	DALLAS	26-23*	W	63,001
Nov. 17	CLEVELAND	28-24	W	58,155
Nov. 24	at Pittsburgh	14-26	L	45,795
Dec. 2	PHILADELPHIA	6-13	L	62,141
Dec. 8	PITTSBURGH	31-6	W	59,225
Dec. 15	at Cleveland	17-14	W	55,680
Dec. 21	at NY Giants	20-24	L	63,421
Dec. 29	NY JETS	17-10	W	61,485
Jan. 4	at Denver	24-26	L	75,301

\* Overtime

1990 (9-7, AFC CENTRAL CHAMPIONS)				
DATE	OPPONENT	SCORE	W/L	ATT
Sep. 9	at Atlanta	27-47	L	56,222
Sep. 16	at Pittsburgh	9-20	L	54,814
Sep. 23	INDIANAPOLIS	24-10	W	50,093
Sep. 30	at San Diego	17-7	W	48,762
Oct. 7	SAN FRANCISCO	21-24	L	59,931
Oct. 14	CINCINNATI	48-17	W	53,501
Oct. 21	NEW ORLEANS	23-10	W	57,908
Oct. 28	NY JETS	12-17	L	56,337
Nov. 4	at L.A. Rams	13-17	L	52,628
Nov. 11	BYE			
Nov. 18	at Cleveland	35-23	W	76,726
Nov. 26	BUFFALO	27-24	W	60,130
Dec. 2	at Seattle	10-13*	L	57,592
Dec. 9	CLEVELAND	58-14	W	54,469
Dec. 16	at Kansas City	27-10	W	61,756
Dec. 23	at Cincinnati	20-40	L	60,044
Dec. 30	PITTSBURGH	34-14	W	56,906
Jan. 6	at Cincinnati	14-41	L	60,012

\* Overtime

1989 (9-7, AFC WILD CARD)				
DATE	OPPONENT	SCORE	W/L	ATT
Sep. 10	at Minnesota	7-38	L	54,015
Sep. 17	at San Diego	34-27	W	42,013
Sep. 24	BUFFALO	41-47*	L	57,278
Oct. 1	MIAMI	39-7	W	53,326
Oct. 8	at New England	13-23	L	59,828
Oct. 15	at Chicago	33-28	W	64,383
Oct. 22	PITTSBURGH	27-0	W	59,091
Oct. 29	at Cleveland	17-28	L	78,765
Nov. 5	DETROIT	35-31	W	48,056
Nov. 13	CINCINNATI	26-24	W	60,694
Nov. 19	L.A. RAIDERS	23-7	W	59,198
Nov. 26	at Kansas City	0-34	L	51,342
Dec. 3	at Pittsburgh	23-16	W	40,541
Dec. 10	TAMPA BAY	20-17	W	54,532
Dec. 17	at Cincinnati	7-61	L	47,510
Dec. 23	CLEVELAND	20-24	L	58,852
Dec. 31	PITTSBURGH	23-26*	L	58,306

\* Overtime

1988 (10-6, AFC WILD CARD)				
DATE	OPPONENT	SCORE	W/L	ATT
Sep. 4	at Indianapolis	17-14*	W	57,251
Sep. 11	L.A. RAIDERS	38-35	W	46,050
Sep. 18	at NY Jets	3-45	L	64,683
Sep. 25	NEW ENGLAND	31-6	W	38,646
Oct. 2	at Philadelphia	23-32	L	64,692
Oct. 9	KANSAS CITY	7-6	W	39,134
Oct. 16	at Pittsburgh	34-14	W	52,229
Oct. 23	at Cincinnati	21-44	L	54,659
Oct. 30	WASHINGTON	41-17	W	48,781
Nov. 7	CLEVELAND	24-17	W	51,467
Nov. 13	at Seattle	24-27	L	60,446
Nov. 20	PHOENIX	38-20	W	43,843
Nov. 24	at Dallas	25-17	W	50,845
Dec. 4	PITTSBURGH	34-37	L	47,791
Dec. 11	CINCINNATI	41-6	W	50,269
Dec. 18	at Cleveland	23-28	L	74,610
Dec. 24	at Cleveland	24-23	W	74,977
Jan. 1	at Buffalo	10-17	L	79,532

\* Overtime

1987 (9-6, AFC WILD CARD)					
DATE	OPPONENT	SCORE	W/L	ATT	
Sep. 13	L.A. RAMS	20-16	W	33,186	
Sep. 20	at Buffalo	30-34	L	56,534	
Sep. 27	L.A. RAIDERS	<i>Canceled due to players' strike</i>			
+Oct. 4	at Denver	40-10	W	38,494	
+Oct. 11	at Cleveland	15-10	W	38,927	
+Oct. 18	NEW ENGLAND	7-21	L	26,294	
Oct. 25	ATLANTA	37-33	W	29,062	
Nov. 1	at Cincinnati	31-29	W	52,700	
Nov. 8	at San Francisco	20-27	L	59,740	
Nov. 15	at Pittsburgh	23-3	W	56,177	
Nov. 22	CLEVELAND	7-40	L	51,161	
Nov. 29	at Indianapolis	27-51	L	54,999	
Dec. 6	SAN DIEGO	33-18	W	31,714	
Dec. 13	at New Orleans	10-24	L	68,257	
Dec. 20	PITTSBURGH	24-16	W	38,683	
Dec. 27	CINCINNATI	21-17	W	49,775	
Jan. 3	SEATTLE	23-20*	W	49,622	
Jan. 10	at Denver	10-34	L	75,968	

+ Replacement games

\* Overtime



# ALL-TIME RESULTS

1986 (5-11)					
DATE	OPPONENT	SCORE	W/L	ATT	
Sep. 7	at Green Bay	31-3	W	54,065	
Sep. 14	CLEVELAND	20-23	L	46,049	
Sep. 21	at Kansas City	13-27	L	43,699	
Sep. 29	PITTSBURGH	16-22*	L	42,001	
Oct. 5	at Detroit	13-24	L	41,960	
Oct. 12	CHICAGO	7-20	L	46,026	
Oct. 19	at Cincinnati	28-31	L	53,844	
Oct. 26	L.A. RAIDERS	17-28	L	41,641	
Nov. 2	at Miami	7-28	L	43,804	
Nov. 9	CINCINNATI	32-28	W	32,130	
Nov. 16	at Pittsburgh	10-21	L	49,724	
Nov. 23	INDIANAPOLIS	31-17	W	31,792	
Nov. 30	at Cleveland	10-13*	L	62,309	
Dec. 7	at San Diego	0-27	L	40,103	
Dec. 14	MINNESOTA	23-10	W	32,738	
Dec. 21	BUFFALO	16-7	W	31,409	
* Overtime					

1985 (5-11)					
DATE	OPPONENT	SCORE	W/L	ATT	
Sep. 8	MIAMI	26-23	W	47,656	
Sep. 15	at Washington	13-16	L	53,553	
Sep. 22	at Pittsburgh	0-20	L	58,572	
Sep. 29	DALLAS	10-17	L	49,686	
Oct. 6	at Denver	20-31	L	74,699	
Oct. 13	CLEVELAND	6-21	L	38,386	
Oct. 20	CINCINNATI	44-27	W	35,590	
Oct. 27	at St. Louis	20-10	W	43,190	
Nov. 3	KANSAS CITY	23-20	W	41,238	
Nov. 10	at Buffalo	0-20	L	21,881	
Nov. 17	PITTSBURGH	7-30	L	45,977	
Nov. 24	SAN DIEGO	37-35	W	34,336	
Dec. 1	at Cincinnati	27-45	L	46,140	
Dec. 8	NY GIANTS	14-35	L	36,576	
Dec. 15	at Cleveland	21-28	L	50,793	
Dec. 22	at Indianapolis	16-34	L	55,818	

1984 (3-13)					
DATE	OPPONENT	SCORE	W/L	ATT	
Sep. 2	L.A. RAIDERS	14-24	L	49,092	
Sep. 9	INDIANAPOLIS	21-35	L	43,820	
Sep. 16	at San Diego	14-31	L	52,266	
Sep. 23	at Atlanta	10-42	L	45,248	
Sep. 30	NEW ORLEANS	10-27	L	43,108	
Oct. 7	at Cincinnati	3-13	L	43,637	
Oct. 14	at Miami	10-28	L	54,080	
Oct. 21	SAN FRANCISCO	21-34	L	39,900	
Oct. 28	CINCINNATI	13-31	L	34,010	
Nov. 4	at Pittsburgh	7-35	L	48,892	
Nov. 11	at Kansas City	17-16	W	44,464	
Nov. 18	NY JETS	31-20	W	40,141	
Nov. 25	at Cleveland	10-27	L	46,077	
Dec. 2	PITTSBURGH	23-20*	W	39,786	
Dec. 9	at L.A. Rams	16-27	L	49,092	
Dec. 16	CLEVELAND	20-27	L	33,676	
* Overtime					

1983 (2-14)					
DATE	OPPONENT	SCORE	W/L	ATT	
Sep. 4	GREEN BAY	38-41*	L	44,073	
Sep. 11	at L.A. Raiders	6-20	L	37,526	
Sep. 18	PITTSBURGH	28-40	L	44,150	
Sep. 25	at Buffalo	13-30	L	60,070	
Oct. 2	at Pittsburgh	10-17	L	56,901	
Oct. 9	DENVER	14-26	L	44,209	
Oct. 16	at Minnesota	14-34	L	58,910	
Oct. 23	KANSAS CITY	10-13*	L	39,462	
Oct. 30	at Cleveland	19-25*	L	68,851	
Nov. 6	CINCINNATI	14-55	L	39,706	
Nov. 13	DETROIT	27-17	W	40,660	
Nov. 20	at Cincinnati	10-38	L	46,375	
Nov. 27	at Tampa Bay	24-33	L	38,625	
Dec. 4	MIAMI	17-24	L	39,434	
Dec. 11	CLEVELAND	34-27	W	29,746	
Dec. 18	at Baltimore	10-20	L	20,418	
* Overtime					

1982 (1-8)					
DATE	OPPONENT	SCORE	W/L	ATT	
Sep. 12	at Cincinnati	6-27	L	52,268	
Sep. 19	SEATTLE	23-21	W	43,117	
Nov. 21	PITTSBURGH	10-24	L	42,338	
Nov. 28	at New England	21-29	L	33,602	
Dec. 5	at NY Giants	14-17	L	71,184	
Dec. 13	DALLAS	7-37	L	51,808	
Dec. 19	at Philadelphia	14-35	L	44,119	
Dec. 26	CLEVELAND	14-20	L	36,559	
Jan. 2	CINCINNATI	27-35	L	26,522	

Note: strike-shortened season

1981 (7-9)					
DATE	OPPONENT	SCORE	W/L	ATT	
Sep. 6	at L.A. Rams	27-20	W	63,198	
Sep. 13	at Cleveland	9-3	W	79,483	
Sep. 20	MIAMI	10-16	L	47,379	
Sep. 27	at NY Jets	17-33	L	50,309	
Oct. 4	CINCINNATI	17-10	W	44,350	
Oct. 11	SEATTLE	35-17	W	42,671	
Oct. 18	at New England	10-38	L	60,474	
Oct. 26	at Pittsburgh	13-26	L	52,732	
Nov. 1	at Cincinnati	21-34	L	54,736	
Nov. 8	OAKLAND	17-16	W	45,519	
Nov. 15	at Kansas City	10-23	L	73,984	
Nov. 22	NEW ORLEANS	24-27	L	49,581	
Nov. 29	ATLANTA	27-31	L	40,201	
Dec. 3	CLEVELAND	17-13	W	44,502	
Dec. 13	at San Francisco	6-28	L	55,707	
Dec. 20	PITTSBURGH	21-20	W	41,056	

1980 (11-5, AFC CENTRAL CHAMPIONS)					
DATE	OPPONENT	SCORE	W/L	ATT	
Sep. 7	at Pittsburgh	17-31	L	54,386	
Sep. 15	at Cleveland	16-7	W	80,243	
Sep. 21	BALTIMORE	21-16	W	47,878	
Sep. 28	at Cincinnati	13-10	W	50,413	
Oct. 5	SEATTLE	7-26	L	46,860	
Oct. 12	at Kansas City	20-21	L	75,048	
Oct. 19	TAMPA BAY	20-14	W	48,167	
Oct. 26	CINCINNATI	23-3	W	49,189	
Nov. 2	at Denver	20-16	W	74,717	
Nov. 10	NEW ENGLAND	38-34	W	51,524	
Nov. 16	at Chicago	10-6	W	59,390	
Nov. 23	at NY Jets	28-31*	L	52,358	
Nov. 30	CLEVELAND	14-17	L	61,514	
Dec. 4	PITTSBURGH	6-0	W	53,960	
Dec. 14	at Green Bay	22-3	W	53,201	
Dec. 21	MINNESOTA	20-16	W	51,064	
<b>Dec. 28</b>	<b>at Oakland</b>	<b>7-27</b>	<b>L</b>	<b>52,762</b>	
* Overtime					

1979 (11-5, AFC WILD CARD)					
DATE	OPPONENT	SCORE	W/L	ATT	
Sep. 2	at Washington	29-27	W	54,582	
Sep. 9	at Pittsburgh	7-38	L	49,792	
Sep. 16	KANSAS CITY	20-6	W	45,684	
Sep. 23	at Cincinnati	30-27*	W	45,615	
Sep. 30	CLEVELAND	31-10	W	48,915	
Oct. 7	ST. LOUIS	17-24	L	53,043	
Oct. 14	at Baltimore	28-16	W	45,021	
Oct. 21	at Seattle	14-34	L	60,705	
Oct. 28	NY JETS	27-24*	W	45,825	
Nov. 5	at Miami	9-6	W	70,273	
Nov. 11	OAKLAND	31-17	W	48,614	
Nov. 18	CINCINNATI	42-21	W	49,829	
Nov. 22	at Dallas	30-24	W	63,897	
Dec. 2	at Cleveland	7-14	L	69,112	
Dec. 10	PITTSBURGH	20-17	W	55,293	
Dec. 16	PHILADELPHIA	20-26	L	49,407	
<b>Dec. 23</b>	<b>DENVER</b>	<b>13-7</b>	<b>W</b>	<b>48,776</b>	
<b>Dec. 29</b>	<b>at San Diego</b>	<b>17-14</b>	<b>W</b>	<b>51,192</b>	
<b>Jan. 6</b>	<b>at Pittsburgh</b>	<b>13-27</b>	<b>L</b>	<b>50,475</b>	
* Overtime					

1978 (10-6, AFC WILD CARD)					
DATE	OPPONENT	SCORE	W/L	ATT	
Sep. 3	at Atlanta	14-20	L	57,328	
Sep. 10	at Kansas City	20-17	W	40,213	
Sep. 17	SAN FRANCISCO	20-19	W	46,161	
Sep. 24	LOS ANGELES	6-10	L	45,749	
Oct. 1	at Cleveland	16-13	W	72,776	
Oct. 8	at Oakland	17-21	L	52,550	
Oct. 15	BUFFALO	17-10	W	47,727	
Oct. 23	at Pittsburgh	24-17	W	48,021	
Oct. 29	at Cincinnati	13-28	L	50,532	
Nov. 5	CLEVELAND	14-10	W	45,827	
Nov. 12	at New England	26-23	W	60,356	
Nov. 20	MIAMI	35-30	W	50,290	
Nov. 26	CINCINNATI	17-10	W	43,245	
Dec. 3	PITTSBURGH	3-13	L	54,261	
Dec. 10	at New Orleans	17-12	W	63,169	
Dec. 17	SAN DIEGO	24-45	L	49,554	
<b>Dec. 24</b>	<b>at Miami</b>	<b>17-9</b>	<b>W</b>	<b>70,036</b>	
<b>Dec. 31</b>	<b>at New England</b>	<b>31-14</b>	<b>W</b>	<b>61,297</b>	
<b>Jan. 7</b>	<b>at Pittsburgh</b>	<b>5-34</b>	<b>L</b>	<b>49,417</b>	

1977 (8-6)					
DATE	OPPONENT	SCORE	W/L	ATT	
Sep. 18	NY JETS	20-0	W	39,488	
Sep. 25	at Green Bay	16-10	W	55,071	
Oct. 2	at Miami	7-27	L	49,619	
Oct. 9	PITTSBURGH	27-10	W	49,226	
Oct. 16	CLEVELAND	23-24	L	47,888	
Oct. 23	at Pittsburgh	10-27	L	48,517	
Oct. 30	at Cincinnati	10-13*	L	53,194	
Nov. 6	CHICAGO	47-0	W	47,226	
Nov. 13	at Oakland	29-34	L	53,667	
Nov. 20	at Seattle	22-10	W	61,519	
Nov. 27	KANSAS CITY	34-20	W	42,934	
Dec. 4	DENVER	14-24	L	46,875	
Dec. 11	at Cleveland	19-15	W	30,898	
Dec. 18	CINCINNATI	21-16	W	46,212	
* Overtime					

1976 (5-9)					
DATE	OPPONENT	SCORE	W/L	ATT	
Sep. 12	TAMPA BAY	20-0	W	42,228	
Sep. 19	at Buffalo	13-3	W	61,364	
Sep. 26	OAKLAND	13-14	L	42,338	
Oct. 3	at New Orleans	31-26	W	51,973	
Oct. 10	DENVER	17-3	W	47,928	
Oct. 17	at San Diego	27-30	L	31,565	
Oct. 24	CINCINNATI	7-27	L	45,499	
Nov. 1	at Baltimore	14-38	L	60,020	
Nov. 7	CLEVELAND	7-21	L	39,828	
Nov. 14	at Cincinnati	27-31	L	53,243	
Nov. 21	at Pittsburgh	16-32	L	47,947	
Nov. 28	ATLANTA	20-14	W	25,838	
Dec. 5	at Cleveland	10-13	L	56,025	
Dec. 11	PITTSBURGH	0-21	L	44,743	

1975 (10-4)					
DATE	OPPONENT	SCORE	W/L	ATT	
Sep. 21	at New England	7-0	W	51,934	
Sep. 28	SAN DIEGO	33-17	W	33,765	
Oct. 5	CINCINNATI	19-21	L	42,412	
Oct. 12	at Cleveland	40-10	W	46,531	
Oct. 19	WASHINGTON	13-10	W	49,566	
Oct. 26	DETROIT	24-8	W	46,904	
Nov. 2	at Kansas City	17-13	W	62,989	
Nov. 9	at Pittsburgh	17-24	L	49,460	
Nov. 16	MIAMI	20-19	W	48,892	
Nov. 24	PITTSBURGH	9-32	L	49,947	
Nov. 30	at Cincinnati	19-23	L	46,128	
Dec. 7	at San Francisco	27-13	W	44,015	
Dec. 14	at Oakland	27-26	W	50,719	
Dec. 21	CLEVELAND	21-10	W	43,770	

1974 (7-7)					
DATE	OPPONENT	SCORE	W/L	ATT	
Sep. 15	SAN DIEGO	21-14	W	25,317	
Sep. 22	at Cleveland	7-20	L	55,242	
Sep. 29	KANSAS CITY	7-17	L	28,538	
Oct. 6	PITTSBURGH	7-13	L	30,049	
Oct. 13	at Minnesota	10-51	L	48,006	
Oct. 20	ST. LOUIS	27-31	L	26,371	
Oct. 27	at Cincinnati	34-21	W	55,434	
Nov. 3	at NY Jets	27-22	W	47,218	
Nov. 10	at Buffalo	21-9	W	79,144	
Nov. 17	CINCINNATI	20-3	W	44,054	

# ALL-TIME RESULTS

1972 (1-13)				
DATE	OPPONENT	SCORE	W/L	ATT
Sep. 17	at Denver	17-30	L	51,656
Sep. 24	at Miami	13-34	L	77,821
Oct. 1	NY JETS	26-20	W	51,423
Oct. 9	OAKLAND	0-34	L	51,378
Oct. 15	at Pittsburgh	7-24	L	42,929
Oct. 22	CLEVELAND	17-23	L	38,113
Oct. 29	at Cincinnati	7-30	L	59,409
Nov. 5	at Cleveland	0-20	L	61,985
Nov. 12	PHILADELPHIA	17-18	L	34,175
Nov. 19	GREEN BAY	10-23	L	41,752
Nov. 26	at San Diego	20-34	L	46,289
Dec. 3	at Atlanta	10-20	L	58,850
Dec. 10	PITTSBURGH	3-9	L	36,528
Dec. 17	CINCINNATI	17-61	L	32,482

1971 (4-9-1)				
DATE	OPPONENT	SCORE	W/L	ATT
Sep. 19	at Cleveland	0-31	L	73,387
Sep. 26	KANSAS CITY	16-20	L	46,498
Oct. 3	NEW ORLEANS	13-13	T	47,966
Oct. 10	at Washington	13-22	L	55,041
Oct. 17	DETROIT	7-31	L	45,885
Oct. 24	at Pittsburgh	16-23	L	45,872
Oct. 31	CINCINNATI	10-6	W	37,947
Nov. 7	at New England	20-28	L	53,155
Nov. 14	at Oakland	21-41	L	54,705
Nov. 21	at Cincinnati	13-28	L	59,390
Nov. 28	CLEVELAND	24-37	L	37,921
Dec. 5	PITTSBURGH	29-3	W	37,778
Dec. 12	at Buffalo	20-14	W	28,107
Dec. 19	SAN DIEGO	49-33	W	35,959

1970 (3-10-1)				
DATE	OPPONENT	SCORE	W/L	ATT
Sep. 20	at Pittsburgh	19-7	W	45,538
Sep. 27	MIAMI	10-20	L	39,840
Oct. 4	at Cincinnati	20-13	W	55,094
Oct. 11	BALTIMORE	20-24	L	48,050
Oct. 18	PITTSBURGH	3-7	L	42,799
Oct. 25	at San Diego	31-31	T	41,427
Nov. 1	at St. Louis	0-44	L	47,911
Nov. 8	at Kansas City	9-24	L	49,810
Nov. 15	SAN FRANCISCO	20-30	L	43,040
Nov. 22	at Cleveland	14-28	L	74,723
Nov. 29	DENVER	31-21	W	35,733
Dec. 7	CLEVELAND	10-21	L	50,582
Dec. 13	CINCINNATI	20-30	L	34,435
Dec. 20	at Dallas	10-52	L	50,504

1969 (6-6-2, AFL WILD CARD)				
DATE	OPPONENT	SCORE	W/L	ATT
Sep. 14	at Oakland	17-21	L	49,361
Sep. 21	at Buffalo	17-3	W	40,146
Sep. 28	MIAMI	22-10	W	41,086
Oct. 5	BUFFALO	28-14	W	46,485
Oct. 12	at Kansas City	0-24	L	45,805
Oct. 19	at New York	17-26	L	63,841
Oct. 26	DENVER	24-21	W	45,348
Nov. 2	at Boston	0-24	L	19,006
Nov. 9	CINCINNATI	31-31	T	45,298
Nov. 16	at Denver	20-20	T	45,002
Nov. 23	at Miami	32-7	W	27,218
Nov. 27	SAN DIEGO	17-21	L	40,065
Dec. 6	NEW YORK	26-34	L	51,923
Dec. 14	BOSTON	27-23	W	39,215
Dec. 21	at Oakland	7-56	L	53,539

1968 (7-7)				
DATE	OPPONENT	SCORE	W/L	ATT
Sep. 9	KANSAS CITY	21-26	L	45,083
Sep. 14	at Miami	24-10	W	40,067
Sep. 21	at San Diego	14-30	L	46,217
Sep. 29	OAKLAND	15-24	L	46,098
Oct. 6	MIAMI	7-24	L	36,109
Oct. 13	at Boston	16-0	W	32,502
Oct. 20	NEW YORK	14-20	L	51,710
Oct. 27	at Buffalo	30-7	W	34,339
Nov. 3	at Cincinnati	27-17	W	24,012
Nov. 10	at New York	7-26	L	60,242
Nov. 17	DENVER	38-17	W	36,075
Nov. 28	at Kansas City	10-24	L	48,493
Dec. 7	BUFFALO	35-6	W	34,110
Dec. 15	BOSTON	45-17	W	34,198

1967 (9-4-1, AFL EAST CHAMPIONS)				
DATE	OPPONENT	SCORE	W/L	ATT
Sep. 9	KANSAS CITY	20-25	L	28,003
Sep. 17	at Buffalo	20-3	W	41,384
Sep. 24	at San Diego	3-13	L	36,032
Oct. 1	DENVER	10-6	W	21,798
Oct. 15	at New York	28-28	T	62,729
Oct. 22	at Kansas City	24-19	W	46,365
Oct. 29	BUFFALO	10-3	W	30,060
Nov. 5	at Boston	7-18	L	19,422
Nov. 12	at Denver	20-18	W	30,392
Nov. 26	BOSTON	27-6	W	28,044
Dec. 3	MIAMI	17-14	W	20,979
Dec. 10	OAKLAND	7-19	L	36,375
Dec. 16	SAN DIEGO	24-17	W	19,870
Dec. 23	at Miami	41-10	W	25,982
Dec. 31	at Oakland	7-40	L	53,330

1966 (3-11)				
DATE	OPPONENT	SCORE	W/L	ATT
Sep. 3	DENVER	45-7	W	30,156
Sep. 10	OAKLAND	31-0	W	31,763
Sep. 18	at New York	13-52	L	54,681
Sep. 25	at Buffalo	20-27	L	42,526
Oct. 2	at Denver	38-40	L	27,203
Oct. 16	NEW YORK	24-0	W	30,823
Oct. 23	MIAMI	13-20	L	23,173
Oct. 30	at Kansas City	23-48	L	31,676
Nov. 6	at Oakland	23-38	L	34,102
Nov. 13	at Boston	21-27	L	23,426
Nov. 20	BUFFALO	20-42	L	27,312
Dec. 4	SAN DIEGO	22-28	L	17,569
Dec. 11	BOSTON	14-38	L	17,100
Dec. 18	at Miami	28-29	L	20,045

1965 (4-10)				
DATE	OPPONENT	SCORE	W/L	ATT
Sep. 12	NEW YORK	27-21	W	52,680
Sep. 19	BOSTON	31-10	W	32,445
Sep. 26	at Oakland	17-21	L	18,166
Oct. 3	at San Diego	14-31	L	28,190
Oct. 17	at Denver	17-28	L	32,492
Oct. 24	KANSAS CITY	38-36	W	34,670
Oct. 31	at Buffalo	19-17	W	44,267
Nov. 7	OAKLAND	21-33	L	35,729
Nov. 14	DENVER	21-31	L	28,126
Nov. 21	at New York	14-41	L	55,312
Nov. 28	at Kansas City	21-52	L	16,459
Dec. 5	BUFFALO	18-29	L	23,087
Dec. 12	SAN DIEGO	26-37	L	24,120
Dec. 18	at Boston	14-42	L	14,508

1964 (4-10)				
DATE	OPPONENT	SCORE	W/L	ATT
Sep. 12	at San Diego	21-27	L	22,632
Sep. 19	OAKLAND	42-28	W	26,482
Sep. 27	at Denver	38-17	W	22,651
Oct. 4	at Kansas City	7-28	L	22,727
Oct. 11	BUFFALO	17-48	L	26,218
Oct. 17	at New York	21-24	L	32,840
Oct. 25	SAN DIEGO	17-20	L	21,671
Nov. 1	at Buffalo	10-24	L	40,119
Nov. 6	at Boston	24-25	L	28,161
Nov. 15	at Oakland	10-20	L	16,375
Nov. 22	KANSAS CITY	19-28	L	17,782
Nov. 29	BOSTON	17-34	L	17,560
Dec. 13	NEW YORK	33-17	W	16,225
Dec. 20	DENVER	34-15	W	15,839

1963 (6-8)				
DATE	OPPONENT	SCORE	W/L	ATT
Sep. 7	OAKLAND	13-24	L	24,749
Sep. 14	DENVER	20-14	W	22,855
Sep. 22	at New York	17-24	L	9,336
Sep. 28	at Buffalo	31-20	W	32,340
Oct. 6	at Kansas City	7-28	L	27,801
Oct. 13	at Denver	33-24	W	24,087
Oct. 20	BUFFALO	28-14	W	23,948
Oct. 27	KANSAS CITY	28-7	W	26,331
Nov. 1	at Boston	3-45	L	31,185
Nov. 10	NEW YORK	31-27	W	23,615
Dec. 1	at San Diego	0-27	L	31,713
Dec. 8	BOSTON	28-46	L	23,462
Dec. 15	SAN DIEGO	14-20	L	18,540
Dec. 22	at Oakland	49-52	L	17,401

1962 (11-3, AFL EAST CHAMPIONS)				
DATE	OPPONENT	SCORE	W/L	ATT
Sep. 9	at Buffalo	28-23	W	31,236
Sep. 16	at Boston	21-34	L	32,276
Sep. 23	at San Diego	42-17	W	28,061
Oct. 7	BUFFALO	17-14	W	26,350
Oct. 14	NEW YORK	56-17	W	20,650
Oct. 21	at Denver	10-20	L	34,496
Oct. 28	DALLAS	7-31	L	31,750
Nov. 4	at Dallas	14-6	W	29,017
Nov. 11	at Oakland	28-20	W	11,000
Nov. 18	BOSTON	21-17	W	35,250
Nov. 25	SAN DIEGO	33-27	W	28,235
Dec. 2	DENVER	34-17	W	30,650
Dec. 9	OAKLAND	32-17	W	27,400
Dec. 15	at New York	44-10	W	8,167
Dec. 23	DALLAS	17-20*	L	37,981

\* Overtime

1961 (10-3-1, AFL EAST CHAMPIONS)				
DATE	OPPONENT	SCORE	W/L	ATT
Sep. 9	OAKLAND	55-0	W	16,231
Sep. 24	at San Diego	24-34	L	29,210
Oct. 1	at Dallas	21-26	L	28,000
Oct. 8	BUFFALO	12-22	L	22,761
Oct. 13	at Boston	31-31	T	15,070
Oct. 22	DALLAS	38-7	W	21,237
Oct. 29	at Buffalo	28-16	W	23,228
Nov. 5	at Denver	55-14	W	11,564
Nov. 12	BOSTON	27-15	W	35,649
Nov. 19	NEW YORK	49-13	W	33,428
Nov. 26	DENVER	45-14	W	27,864
Dec. 3	SAN DIEGO	33-13	W	37,845
Dec. 10	at New York	48-21	W	9,462
Dec. 17	at Oakland	47-16	W	4,821
Dec. 24	at San Diego	10-3	W	29,556

1960 (10-4, AFL EAST CHAMPIONS)				
DATE	OPPONENT	SCORE	W/L	ATT
Sep. 11	at Oakland	37-22	W	12,703
Sep. 18	LOS ANGELES	38-28	W	20,156
Sep. 25	OAKLAND	13-14	L	16,421
Oct. 9	NEW YORK	27-21	W	16,151
Oct. 16	DALLAS	20-10	W	19,026
Oct. 23	at New York	42-28	W	21,000
Oct. 30	at Buffalo	24-25	L	23,001
Nov. 6	at Denver	45-25	W	14,489
Nov. 13	at Los Angeles	21-24	L	21,805
Nov. 20	DENVER	20-10	W	20,778
Nov. 25	at Boston	24-10	W	27,123
Dec. 4	at Dallas	0-24	L	20,000
Dec. 11	BUFFALO	31-23	W	25,247
Dec. 18	BOSTON	37-21	W	22,352
Jan. 1	LOS ANGELES	24-16	W	32,183

## TITANS VS. THE NFL

All-time regular season and playoff records versus 31 current NFL opponents

OPPONENT	FIRST MEETING	REGULAR SEASON			POSTSEASON			COMBINED			STREAK	LAST TIME
		HOME	AWAY	TOTAL	HOME	AWAY	TOTAL	HOME	AWAY	TOTAL		
Arizona Cardinals	1970	2-4-0	2-3-0	4-7-0	0-0	0-0	0-0	2-4-0	2-3-0	4-7-0	L2	12/10/17 at Ari, L 7-12
Atlanta Falcons	1972	5-2-0	3-5-0	8-7-0	0-0	0-0	0-0	5-2-0	3-5-0	8-7-0	W1	9/29/19 at Atl, W 24-10
Baltimore Ravens	1996	6-5-0	5-5-0	11-10-0	0-2	2-0	2-2	6-7-0	7-5-0	13-12-0	W2	11/22/20 at Bal, W 30-24
Buffalo Bills	1960	14-8-0	14-9-0	28-17-0	1-0	0-2	1-2	15-8-0	14-11-0	29-19-0	W1	10/13/20 at Ten, W 42-16
Carolina Panthers	1996	1-2-0	2-1-0	3-3-0	0-0	0-0	0-0	1-2-0	2-1-0	3-3-0	L2	11/3/19 at Car, L 20-30
Chicago Bears	1973	3-4-0	4-2-0	7-6-0	0-0	0-0	0-0	3-4-0	4-2-0	7-6-0	W2	11/8/20 at Ten, W 24-17
Cincinnati Bengals	1968	23-13-1	17-21-0	40-34-1	0-0	0-1	0-1	23-13-1	17-22-0	40-35-1	L1	11/1/20 at Cin, L 20-31
Cleveland Browns	1970	14-19-0	17-16-0	31-35-0	0-0	1-0	1-0	14-19-0	17-16-0	31-35-0	W3	9/8/19 at Cle, W 43-13
Dallas Cowboys	1970	2-5-0	5-3-0	7-8-0	0-0	0-0	0-0	2-5-0	5-3-0	7-8-0	W1	11/5/18 at Dal, W 28-14
Denver Broncos	1960	15-6-0	8-10-1	23-16-1	1-0	0-2	1-2	16-6-0	8-12-1	24-18-1	W1	9/14/20 at Den, W 16-14
Detroit Lions	1971	5-2-0	4-1-0	9-3-0	0-0	0-0	0-0	5-2-0	4-1-0	9-3-0	W5	9/18/16 at Det, W 16-15
Green Bay Packers	1972	3-3-0	4-2-0	7-5-0	0-0	0-0	0-0	3-3-0	4-2-0	7-5-0	W1	11/13/16 at Ten, W 47-25
Houston Texans	2002	12-7-0	8-10-0	20-17-0	0-0	0-0	0-0	12-7-0	8-10-0	20-17-0	W2	10/18/20 at Ten, W 42-36
Indianapolis Colts	1970	8-16-0	9-19-0	17-35-0	0-0	1-0	1-0	8-16-0	10-19-0	18-35-0	W1	11/29/20 at Ind, W 45-26
Jacksonville Jaguars	1995	17-9-0	13-12-0	30-21-0	0-0	1-0	1-0	17-9-0	14-12-0	31-21-0	W2	9/20/20 at Ten, W 33-30
Kansas City Chiefs	1960	13-10-0	10-17-0	23-27-0	0-2	1-1	1-3	13-12-0	11-18-0	24-30-0	L1	1/19/20 at KC, L 24-35
Las Vegas Raiders	1960	15-14-0	6-12-0	21-26-0	0-0	0-4	0-4	15-14-0	6-16-0	21-30-0	W1	12/8/19 at Oak, W 42-21
Los Angeles Chargers	1960	12-9-0	3-18-1	15-27-1	1-0	2-1	3-1	13-9-0	5-19-1	18-28-1	W1	10/20/19 at Ten, W 23-20
Los Angeles Rams	1973	3-4-0	2-3-0	5-7-0	0-0	0-0	0-1*	3-4-0	2-3-0	5-8-0*	L1	12/24/17 at Ten, L 23-27
Miami Dolphins	1966	8-8-0	8-13-0	16-21-0	0-0	1-0	1-0	8-8-0	9-13-0	17-21-0	L2	9/9/18 at Mia, L 20-27
Minnesota Vikings	1974	3-2-0	2-7-0	5-9-0	0-0	0-0	0-0	3-2-0	2-7-0	5-9-0	W1	9/27/20 at Min, W 31-30
New England Patriots	1960	11-7-0	5-16-1	16-23-1	0-0	2-2	2-2	11-7-0	7-18-1	18-25-1	W2	1/4/20 at NE, W 20-13
New Orleans Saints	1971	2-4-1	6-2-0	8-6-1	0-0	0-0	0-0	2-4-1	6-2-0	8-6-1	L1	12/22/19 at TEN, L 28-38
New York Giants	1973	3-3-0	3-3-0	6-6-0	0-0	0-0	0-0	3-3-0	3-3-0	6-6-0	W1	12/16/18 at NY, W 17-0
New York Jets	1960	18-6-0	6-13-1	24-19-1	1-0	0-0	1-0	19-7-0	6-12-1	25-19-1	W1	12/2/18 at Ten, W 26-22
Philadelphia Eagles	1972	3-3-0	2-4-0	5-7-0	0-0	0-0	0-0	3-3-0	2-4-0	5-7-0	W1	9/30/18 at Ten, W 26-23 OT
Pittsburgh Steelers	1970	19-19-0	12-25-0	31-44-0	1-1	0-2	1-3	20-20-0	12-27-0	32-47-0	L3	10/25/20 at Ten, L 24-27
San Francisco 49ers	1970	2-5-0	3-4-0	5-9-0	0-0	0-0	0-0	2-5-0	3-4-0	5-9-0	L2	12/17/17 at SF, L 23-25
Seattle Seahawks	1977	4-3-0	2-7-0	6-10-0	1-0	0-0	1-0	5-3-0	2-7-0	7-10-0	W1	9/24/17 at Ten, W 33-27
Tampa Bay Buccaneers	1976	8-0-0	2-2-0	10-2-0	0-0	0-0	0-0	8-0-0	2-2-0	10-2-0	W3	10/27/19 at Ten, W 27-23
Washington	1971	4-2-0	3-4-0	7-6-0	0-0	0-0	0-0	3-2-0	3-4-0	6-6-0	W1	12/22/18 at Ten, W 25-16

\* Series vs. Los Angeles includes Super Bowl XXXIV loss in Atlanta, Ga.

^ Game played in London, U.K.

**Notes:** The Cardinals were previously the Phoenix Cardinals (1988-93), St. Louis Cardinals (1960-87) and Chicago Cardinals (1920-59). The Bears were previously the Decatur Staleys (1920) and Chicago Staleys (1921). The Browns did not play from 1996-98 and rejoined league as expansion team in 1999. The Colts were previously the Baltimore Colts (1953-83). The Chiefs were previously the Dallas Texans (1960-62). The Patriots were previously the Boston Patriots (1960-70). The Jets were previously the New York Titans (1960-62). The Raiders were previously the Oakland Raiders (1960-81 and 1995-2019) and the Los Angeles Raiders (1982-94). The Rams were previously the Cleveland Rams (1937-42, 1944-45) and the St. Louis Rams (1995-2015).

## TEAM-BY-TEAM RESULTS

### Oilers/Titans Home Stadium Dates

1960-64: Jeppesen Stadium, Houston  
 1965-67: Rice Stadium, Houston  
 1968-96: Astrodome, Houston  
 1997: Liberty Bowl, Memphis  
 1998: Vanderbilt Stadium, Nashville  
 1999-Present: Nissan Stadium, Nashville

### Abbreviations

AFL Champ - AFL Championship game  
 AFL Div - AFL Divisional playoff game  
 WC - first round playoff game (Wild Card)  
 Div - Divisional playoff game  
 Champ - AFC Championship game  
 SB - Super Bowl XXXIV



### vs. ARIZONA CARDINALS

Regular Season: 4-7 (Home 2-4, Away 2-3) • Playoffs: 0-0

Date	Site	W/L	Score
11-1-70	St.L	L	0-44
10-20-74	Hou	L	27-31
10-7-79	Hou	L	17-24
10-27-85	St.L	W	20-10
11-20-88	Hou	W	38-20
12-4-94	Hou	L	12-30
10-26-97	Ariz	W	41-14
10-23-05	Ariz	L	10-20

Date	Site	W/L	Score
11-29-09	Tenn	W	20-17
12-15-13	Tenn	L	34-37 OT
12-10-17	Ariz	L	7-12

Points: Titans 226, Cardinals 259  
 Longest Win Streak: 2 (1985-88)  
 Longest Losing Streak: 3 (1970-79)  
 At Nissan Stadium: 1-1  
 At Univ. of Phoenix Stadium: 0-1



### vs. ATLANTA FALCONS

Regular Season: 8-7 (Home 5-2, Away 3-5) • Playoffs: 0-0

Date	Site	W/L	Score
12-3-72	Atl	L	10-20
11-28-76	Hou	W	20-14
9-3-78	Atl	L	14-20
11-29-81	Hou	L	27-31
9-23-84	Atl	L	10-42
10-25-87	Hou	W	37-33

Date	Site	W/L	Score
9-9-90	Atl	L	27-47
12-5-93	Hou	W	33-17
10-13-96	Atl	W	23-13
12-19-99	Tenn	W	30-17
11-23-03	Atl	W	38-31
10-7-07	Tenn	W	20-13

Points: Titans 337, Falcons 341  
 Longest Win Streak: 5 (1993-2007)  
 Longest Losing Streak: 3 (1978-84)  
 At Nissan Stadium: 2-1  
 At Georgia Dome: 2-1  
 At Mercedes-Benz Stadium: 1-0



### vs. BALTIMORE RAVENS

Regular Season: 11-10 (Home 6-5, Away 5-5) • Playoffs: 2-2 (Home 0-2, Away 2-0)

Date	Site	W/L	Score
9-15-96	Hou	W	29-13
12-22-96	Balt	W	24-21 OT
9-21-97	Tenn	L	10-36
12-14-97	Balt	L	19-21
10-11-98	Balt	W	12-8
12-6-98	Tenn	W	16-14
10-10-99	Tenn	W	14-11
12-5-99	Balt	L	14-41
10-22-00	Balt	W	14-6

Date	Site	W/L	Score
11-12-00	Tenn	L	23-24
1-7-01	Tenn	L	10-24 (Div)
10-7-01	Balt	L	7-26
11-12-01	Tenn	L	10-16
11-24-02	Balt	L	12-13
1-3-04	Balt	W	20-17 (WC)
9-18-05	Tenn	W	25-10
11-12-06	Tenn	L	26-27
10-05-08	Balt	W	13-10

Points: Titans 422, Ravens 462  
 Longest Win Streak: 3 (1998-99)  
 Longest Losing Streak: 5 (2000-02)  
 At Nissan Stadium: 4-6  
 At M&T Bank Stadium: 6-4  
 Series Sweeps: Titans (1996, 98); Ravens (1997, 2001)



### vs. BUFFALO BILLS

Regular Season: 28-16 (Home 14-8, Away 14-8) • Playoffs: 1-2 (Home 1-0, Away 0-2)

Date	Site	W/L	Score
10-30-60	Buff	L	24-25
12-11-60	Hou	W	31-23
10-8-61	Hou	L	12-22
10-29-61	Buff	W	28-16
9-9-62	Buff	W	28-23
10-7-62	Hou	W	17-14
9-28-63	Buff	W	31-20
10-20-63	Hou	W	28-14
10-11-64	Hou	L	17-48
11-1-64	Buff	L	10-24
10-31-65	Buff	W	19-17
12-5-65	Hou	L	18-29
9-25-66	Buff	L	20-27
11-20-66	Hou	L	20-42
9-17-67	Buff	W	20-3

Date	Site	W/L	Score
10-29-67	Hou	W	10-3
10-27-68	Buff	W	30-7
12-7-68	Hou	W	35-6
9-21-69	Buff	W	17-3
10-5-69	Hou	W	28-14
12-12-71	Buff	W	20-14
11-10-74	Buff	W	21-9
9-19-76	Buff	W	13-3
10-15-78	Hou	W	17-10
9-25-83	Buff	L	13-30
11-10-85	Buff	L	0-20
12-21-86	Hou	W	16-7
9-20-87	Buff	L	30-34
1-1-89	Buff	L	10-17 (Div)
9-24-89	Hou	L	41-47 OT

Points: Titans 1,042, Bills 918  
 Longest Win Streak: 10 (1967-78)  
 Longest Losing Streak: 3 (last 2015-19)  
 At Nissan Stadium: 4-1 overall (1-0 post)  
 At Ralph Wilson Stadium: 6-7 overall (0-2 postseason)  
 At New Era Field: 0-1 overall  
 Series Sweeps: Titans (1962, 63, 67, 68, 69); Bills (1964, 66)



### vs. CAROLINA PANTHERS

Regular Season: 3-3 (Home 1-2, Away 2-1) • Playoffs: 0-0

Date	Site	W/L	Score
11-24-96	Hou	L	6-31
10-19-03	Car	W	37-17
11-4-07	Tenn	W	20-7
11-13-11	Car	W	30-3
11-15-15	Tenn	L	10-27

Date	Site	W/L	Score
11-3-19	Car	L	20-30

Total Points: Titans 123, Panthers 115  
 Longest Win Streak: 3 (2003-11)  
 Longest Losing Streak: 2 (2015-19)  
 At Nissan Stadium: 1-1  
 At Bank of America Stadium: 2-1





## vs. CHICAGO BEARS

Regular Season: 7-6 (Home 3-4, Away 4-2) • Playoffs: 0-0

Date	Site	W/L	Score
10-28-73	Chi	L	14-35
11-6-77	Hou	W	47-0
11-16-80	Chi	W	10-6
10-12-86	Hou	L	7-20
10-15-89	Chi	W	33-28

Date	Site	W/L	Score
12-7-92	Hou	W	24-7
10-22-95	Chi	L	32-35
10-25-98	Tenn	L	20-23
11-14-04	Tenn	L	17-19 OT
11-9-08	Chi	W	21-14

Date	Site	W/L	Score
11-4-12	Tenn	L	20-51
11-27-16	Chi	W	27-21
11-8-20	Tenn	W	24-17

**Total Points:** Titans 296, Bears 266  
**Longest Win Streak:** 2 (last 1989-92)  
**Longest Losing Streak:** 3 (1995-04)  
**At Nissan Stadium:** 1-2  
**At Soldier Field:** 4-2



## vs. CINCINNATI BENGALS

Regular Season: 40-34-1 (Home 23-13-1, Away 17-21) • Playoffs: 0-1 (Home 0-0, Away 0-1)

Date	Site	W/L	Score
11-3-68	Cin	W	27-17
11-9-69	Hou	T	31-31
10-4-70	Cin	W	20-13
12-13-70	Hou	L	20-30
10-31-71	Hou	W	10-6
11-21-71	Cin	L	13-28
10-29-72	Cin	L	7-30
12-17-72	Hou	L	17-61
9-23-73	Cin	L	10-24
12-16-73	Hou	L	24-27
10-27-74	Cin	W	21-34
11-17-74	Hou	W	20-3
10-5-75	Hou	L	19-21
11-30-75	Cin	L	19-23
10-24-76	Hou	L	7-27
11-14-76	Cin	L	27-31
10-30-77	Cin	L	10-13 OT
12-18-77	Hou	W	21-16
10-29-78	Cin	L	13-28
11-26-78	Hou	W	17-10
9-23-79	Cin	W	30-27 OT
11-18-79	Hou	W	42-21

Date	Site	W/L	Score
9-28-80	Cin	W	13-10
10-26-80	Hou	W	23-3
10-4-81	Hou	W	17-10
11-1-81	Cin	L	21-34
9-12-82	Cin	L	6-27
1-2-83	Hou	L	27-35
11-6-83	Hou	L	14-55
11-20-83	Cin	L	10-38
10-7-84	Cin	L	3-13
10-28-84	Hou	L	13-31
10-20-85	Hou	W	27-44
12-1-85	Cin	L	27-45
10-19-86	Cin	L	28-31
11-9-86	Hou	W	32-28
11-1-87	Cin	W	31-29
12-27-87	Hou	W	21-17
10-23-88	Cin	L	21-44
12-11-88	Hou	W	41-6
11-13-89	Hou	W	26-24
12-17-89	Cin	L	7-61
10-14-90	Hou	W	48-17
12-23-90	Cin	L	20-40

Date	Site	W/L	Score
<b>1-6-91</b>	<b>Cin</b>	<b>L</b>	<b>14-41 (WC)</b>
9-8-91	Cin	W	30-7
10-27-91	Hou	W	35-3
10-11-92	Cin	W	38-24
10-25-92	Hou	W	26-10
10-24-93	Hou	W	28-12
11-14-93	Cin	W	38-3
9-25-94	Hou	W	20-13
11-13-94	Cin	L	31-34
9-24-95	Cin	W	38-28
11-12-95	Hou	L	25-32
10-6-96	Cin	W	30-27 OT
12-15-96	Hou	L	13-21
10-12-97	Tenn	W	30-7
12-4-97	Cin	L	14-41
9-6-98	Cin	W	23-14
10-18-98	Tenn	W	44-14
9-12-99	Tenn	W	36-35
11-14-99	Cin	W	24-14
10-8-00	Cin	W	23-14
12-10-00	Tenn	W	35-3
11-18-01	Cin	W	20-7

Date	Site	W/L	Score
1-6-02	Tenn	L	21-23
10-27-02	Cin	W	30-24
10-31-04	Tenn	W	27-20
10-16-05	Tenn	L	23-31
11-25-07	Cin	L	6-35
9-14-08	Cin	W	24-7
11-6-11	Tenn	L	17-24
9-21-14	Cin	L	7-33
11-12-17	Tenn	W	24-20
11-1-20	Cin	L	20-31

**Total Points:** Titans 1,745, Bengals 1,785  
**Longest Win Streak:** 7 (last 1998-01)  
**Longest Losing Streak:** 7 (1981-84)  
**At Nissan Stadium:** 4-3  
**At Paul Brown Stadium:** 4-3  
**Series Sweeps:** Titans (1974, 79, 80, 87, 91, 92, 93, 98, 99, 00); Bengals (1972, 73, 75, 76, 82, 83, 84)



## vs. CLEVELAND BROWNS

Regular Season: 31-35 (Home 14-19, Away 17-16) • Playoffs: 1-0 (Home 0-0, Away 1-0)

Date	Site	W/L	Score
11-22-70	Clev	L	14-28
12-7-70	Hou	L	10-21
9-19-71	Clev	L	0-31
11-28-71	Hou	L	24-27
10-22-72	Hou	L	17-23
11-5-72	Clev	L	0-20
10-21-73	Clev	L	13-42
11-11-73	Hou	L	13-23
9-22-74	Clev	L	7-20
12-15-74	Hou	W	24-28
10-12-75	Clev	W	10-40
12-21-75	Hou	W	10-21
11-7-76	Hou	L	7-21
12-5-76	Clev	L	10-13
10-16-77	Hou	L	23-24
12-11-77	Clev	W	15-19
10-1-78	Clev	W	13-16
11-5-78	Hou	W	10-14
9-30-79	Hou	W	31-10
12-2-79	Clev	L	7-14

Date	Site	W/L	Score
9-15-80	Clev	W	7-16
11-30-80	Hou	L	14-17
9-13-81	Clev	W	9-3
12-3-81	Hou	W	17-13
12-26-82	Hou	L	14-20
10-30-83	Clev	L	19-25 OT
12-11-83	Hou	W	27-34
11-25-84	Clev	L	10-27
12-16-84	Hou	L	20-27
10-13-85	Hou	L	6-21
12-15-85	Clev	L	21-28
9-14-86	Hou	L	20-23
11-30-86	Clev	L	10-13 OT
10-11-87	Clev	W	15-10
11-22-87	Hou	L	7-40
11-7-88	Hou	W	24-17
12-18-88	Clev	L	23-28
<b>12-24-88</b>	<b>Clev</b>	<b>W</b>	<b>24-23 (WC)</b>
10-29-89	Clev	L	17-28
12-23-89	Hou	L	20-24

Date	Site	W/L	Score
11-18-90	Clev	W	35-23
12-9-90	Hou	W	58-14
11-17-91	Hou	W	28-24
12-15-91	Clev	W	17-14
11-8-92	Hou	L	14-24
12-20-92	Clev	W	17-14
11-21-93	Clev	W	27-20
12-12-93	Hou	W	19-17
10-13-94	Hou	L	8-11
11-27-94	Clev	L	10-34
9-17-95	Hou	L	7-14
11-5-95	Clev	W	37-10
9-19-99	Tenn	W	26-9
11-28-99	Clev	W	33-21
11-19-00	Tenn	W	24-10
12-17-00	Clev	W	24-0
12-2-01	Clev	W	31-15
12-30-01	Tenn	L	38-41
9-22-02	Tenn	L	28-31 OT
11-6-05	Clev	L	14-20

Date	Site	W/L	Score
12-7-08	Tenn	W	28-9
10-2-11	Clev	W	31-13
10-5-14	Tenn	L	28-29
9-20-15	Clev	L	14-28
10-16-16	Tenn	W	28-26
10-22-17	Clev	W	12-9
9-8-19	Clev	W	43-13

**Total Points:** Titans 1,333, Browns 1,323  
**Longest Win Streak:** 6 (1995-01)  
**Longest Losing Streak:** 9 (1970-74)  
**At Nissan Stadium:** 4-3  
**At FirstEnergy Stadium:** 6-2  
**Series Sweeps:** Titans (1975, 78, 81, 90, 91, 93, 99, 00); Browns (1970, 71, 72, 73, 76, 84, 85, 86, 89, 94)



## vs. DALLAS COWBOYS

Regular Season: 7-8 (Home 2-5, Away 5-3) • Playoffs: 0-0

Date	Site	W/L	Score
12-20-70	Dal	L	10-52
11-24-74	Hou	L	0-10
11-22-79	Dal	W	30-24
12-13-82	Hou	L	7-37
9-29-85	Hou	L	10-17
11-24-88	Dal	W	25-17
11-10-91	Hou	W	26-23 OT
9-11-94	Dal	L	17-20

Date	Site	W/L	Score
11-27-97	Dal	W	27-14
12-25-00	Tenn	W	31-0
9-15-02	Dal	L	13-21
10-1-06	Tenn	L	14-45
10-10-10	Dal	W	34-27
9-14-14	Tenn	L	10-26
11-5-18	Dal	W	28-14

**Total Points:** Titans 282, Cowboys 347  
**Longest Win Streak:** 2 (last 1997-00)  
**Longest Losing Streak:** 2 (last 2002-06)  
**At Nissan Stadium:** 1-1  
**At AT&T Stadium:** 2-0





## vs. DENVER BRONCOS

Regular Season: 23-16-1 (Home 15-6, Away 8-10-1) • Playoffs: 1-2 (Home 1-0, Away 0-2)

Date	Site	W/L	Score
11-6-60	Den	W	45-25
11-20-60	Hou	W	20-10
11-5-61	Den	W	55-13
11-26-61	Hou	W	45-14
10-21-62	Den	L	10-20
12-2-62	Hou	W	34-17
9-14-63	Hou	W	14-20
10-13-63	Den	W	33-24
9-27-64	Den	W	38-17
12-20-64	Hou	W	34-15
10-17-65	Den	L	17-28
11-14-65	Hou	L	21-31
9-3-66	Hou	W	45-7
10-2-66	Den	L	38-40

Date	Site	W/L	Score
10-1-67	Hou	W	10-6
11-12-67	Den	W	20-18
11-17-68	Hou	W	38-17
10-26-69	Hou	W	24-21
11-16-69	Den	T	20-20
11-29-70	Hou	W	31-21
9-17-72	Den	L	17-30
10-14-73	Hou	L	20-48
12-8-74	Den	L	14-38
10-10-76	Hou	W	17-3
12-4-77	Hou	L	14-24
<b>12-23-79</b>	<b>Hou</b>	<b>W</b>	<b>13-7 (WC)</b>
11-2-80	Den	W	20-16
10-9-83	Hou	L	14-26

Date	Site	W/L	Score
10-6-85	Den	L	20-31
10-4-87	Den	W	40-10
<b>1-10-88</b>	<b>Den</b>	<b>L</b>	<b>10-34 (Div)</b>
10-6-91	Hou	W	42-14
<b>1-4-92</b>	<b>Den</b>	<b>L</b>	<b>24-26 (Div)</b>
10-18-92	Den	L	21-27
11-26-95	Hou	W	42-33
12-25-04	Tenn	L	16-37
11-19-07	Den	L	20-34
10-3-10	Tenn	L	20-26
9-25-11	Tenn	W	17-14
12-8-13	Den	L	28-51
12-11-16	Tenn	W	13-10
10-13-19	Den	L	0-16

9-14-20 Den W 16-14

**Total Points:** Titans 1,056, Broncos 947

**Longest Win Streak:** 5 (1962-65)

**Longest Losing Streak:** 3 (1972-74, 2004-10)

**At Nissan Stadium:** 2-2

**At Empower Field at Mile High:** 1-3

**Series Sweeps:** Titans (1960, 61, 63, 64, 67, 68); Broncos (1965)



## vs. DETROIT LIONS

Regular Season: 9-3 (Home 5-2, Away 4-1) • Playoffs: 0-0

Date	Site	W/L	Score
10-17-71	Hou	L	7-31
10-26-75	Hou	W	24-8
11-13-83	Hou	W	27-17
10-5-86	Det	L	13-24
11-5-89	Hou	W	35-31
11-26-92	Det	W	24-21

Date	Site	W/L	Score
12-10-95	Hou	L	17-24
10-21-01	Det	W	27-24
1-2-05	Tenn	W	24-19
11-27-08	Det	W	47-10
9-23-12	Tenn	W	44-41 OT
9-18-16	Det	W	16-15

**Total Points:** Titans 305, Lions 265

**Longest Win Streak:** 5 (2001-16)

**Longest Losing Streak:** 1 (last 1995)

**At Nissan Stadium:** 2-0

**At Ford Field:** 2-0



## vs. GREEN BAY PACKERS

Regular Season: 7-5 (Home 3-3, Away 4-2) • Playoffs: 0-0

Date	Site	W/L	Score
11-19-72	Hou	L	10-23
9-25-77	GB	W	16-10
12-14-80	GB	W	22-3
9-4-83	Hou	L	38-41 OT
9-7-86	GB	W	31-3
12-13-92	Hou	L	14-16

Date	Site	W/L	Score
12-20-98	GB	L	22-30
12-16-01	Tenn	W	26-20
10-11-04	GB	W	48-27
11-02-08	Tenn	W	19-16 OT
12-23-12	GB	L	7-55
11-13-16	Tenn	W	47-25

**Total Points:** Titans 300, Packers 269

**Longest Win Streak:** 3 (last 2001-08)

**Longest Losing Streak:** 2 (1992-98)

**At Nissan Stadium:** 3-0

**At Lambeau Field:** 4-2



## vs. HOUSTON TEXANS

Regular Season: 20-17 (Home 12-7, Away 8-10) • Playoffs: 0-0

Date	Site	W/L	Score
11-10-02	Tenn	W	17-10
12-29-02	Hou	W	13-3
10-12-03	Tenn	W	38-17
12-21-03	Hou	W	27-24
10-17-04	Tenn	L	10-20
11-28-04	Hou	L	21-31
10-9-05	Hou	W	34-20
12-11-05	Tenn	W	13-10
10-29-06	Tenn	W	28-22
12-10-06	Hou	W	26-20 OT
10-21-07	Hou	W	38-36
12-2-07	Tenn	W	28-20
9-21-08	Tenn	W	31-12

Date	Site	W/L	Score
12-14-08	Hou	L	12-13
9-20-09	Tenn	L	31-34
11-23-09	Hou	W	20-17
11-28-10	Hou	L	0-20
12-19-10	Tenn	W	31-17
10-23-11	Tenn	L	7-41
1-1-12	Hou	W	23-22
9-30-12	Hou	L	14-38
12-2-12	Tenn	L	10-24
9-15-13	Hou	L	24-30 OT
12-29-13	Tenn	W	16-10
10-26-14	Tenn	L	16-30
11-30-14	Hou	L	21-45

11-1-15 Hou L 6-20

12-27-15 Tenn L 6-34

10-2-16 Hou L 20-27

1-1-17 Tenn W 24-17

10-1-17 Hou L 14-57

12-3-17 Tenn W 24-13

9-16-18 Tenn W 20-17

11-26-18 Hou L 17-34

12-15-19 Tenn L 21-24

12-29-19 Hou W 35-14

10-18-20 Tenn W 42-36 OT

**Total Points:** Titans 778, Texans 879

**Longest Win Streak:** 7 (2005-08)

**Longest Losing Streak:** 5 (2014-16)

**At Nissan Stadium:** 12-7

**At NRG Stadium:** 8-10

**Series Sweeps:** Titans (2002, 03, 05, 06, 07); Texans (2004, 12, 14, 15)



## vs. INDIANAPOLIS COLTS

Regular Season: 17-35 (Home 8-16, Away 9-19) • Playoffs: 1-0 (Home 0-0, Away 1-0)

Date	Site	W/L	Score
10-11-70	Hou	L	20-24
11-4-73	Balt	W	31-27
11-1-76	Balt	L	14-38
10-14-79	Balt	W	28-16
9-21-80	Hou	W	21-16
12-18-83	Balt	L	10-20
9-9-84	Hou	L	21-35
12-22-85	Ind	L	16-34
11-23-86	Hou	W	31-17
11-29-87	Ind	L	27-51
9-4-88	Ind	W	17-14 OT
9-23-90	Hou	W	24-10
9-13-92	Ind	W	20-10
9-4-94	Ind	L	21-45
<b>1-16-00</b>	<b>Ind</b>	<b>W</b>	<b>19-16 (Div)</b>
11-3-02	Ind	W	23-15
12-8-02	Tenn	W	27-17
9-14-03	Ind	L	7-33

Date	Site	W/L	Score
12-7-03	Tenn	L	27-29
9-19-04	Tenn	L	17-31
12-5-04	Ind	L	24-51
10-2-05	Tenn	L	10-31
12-4-05	Ind	L	3-35
10-8-06	Ind	L	13-14
12-3-06	Tenn	W	20-17
9-16-07	Tenn	L	20-22
12-30-07	Ind	W	16-10
10-27-08	Tenn	W	31-21
12-28-08	Ind	L	0-23
10-11-09	Tenn	L	9-31
12-06-09	Ind	L	17-27
12-9-10	Tenn	L	28-30
1-2-11	Ind	L	20-23
10-30-11	Tenn	W	27-10
12-18-11	Ind	L	13-27
10-28-12	Tenn	L	13-19 OT

Date	Site	W/L	Score
12-9-12	Ind	L	23-27
11-14-13	Tenn	L	27-30
12-1-13	Ind	L	14-22
9-28-14	Ind	L	17-41
12-28-14	Tenn	L	10-27
9-27-15	Tenn	L	33-35
1-3-16	Ind	L	24-30
10-23-16	Tenn	L	26-34
11-20-16	Ind	L	17-24
10-16-17	Tenn	W	36-22
11-26-17	Ind	W	20-16
11-18-18	Ind	L	10-38
12-30-18	Tenn	L	17-33
9-15-19	Tenn	L	17-19
12-1-19	Ind	W	31-17
11-12-20	Tenn	L	17-34
11-29-20	Ind	W	45-26

**Total Points:** Titans 1,069, Colts 1,464

**Longest Win Streak:** 3 (last 1999-02)

**Longest Losing Streak:** 11 (2011-16)

**At Nissan Stadium:** 5-14

**At RCA Dome:** 5-8

**At Lucas Oil Stadium:** 3-10

**Series Sweeps:** Titans (2002, 17); Colts (2003, 04, 05, 09, 10, 12, 13, 14, 15, 16, 18)



**vs. JACKSONVILLE JAGUARS** Regular Season: 30-21 (Home 17-9, Away 13-12) • Playoffs: 1-0 (Home 0-0, Away 1-0)

Date	Site	W/L	Score	Date	Site	W/L	Score	Date	Site	W/L	Score	Date	Site	W/L	Score
9-3-95	Jax	W	10-3	10-28-03	Jax	W	30-17	12-24-11	Tenn	W	23-17	9-20-20	Tenn	W	33-30
10-1-95	Hou	L	17-16	11-16-03	Tenn	W	10-3	11-25-12	Jax	L	19-24	<b>Total Points:</b> Titans 1,110, Jaguars 987			
9-8-96	Jax	W	34-27	9-26-04	Tenn	L	15-12	12-30-12	Tenn	W	38-20	<b>Longest Win Streak:</b> 5 (last 2001-03)			
12-8-96	Hou	L	17-23	11-21-04	Jax	W	18-15	11-10-13	Tenn	L	27-29	<b>Longest Losing Streak:</b> 4 (1996-98)			
11-2-97	Tenn	L	24-30	11-20-05	Tenn	L	28-31	12-22-13	Jax	W	20-16	<b>At Nissan Stadium:</b> 17-5			
11-16-97	Jax	L	9-17	1-1-06	Jax	L	13-40	10-12-14	Tenn	W	16-14	<b>At TIAA Bank Field:</b> 14-12			
9-27-98	Tenn	L	22-27	11-5-06	Jax	L	7-37	12-18-14	Jax	L	13-21	<b>Series Sweeps:</b> Titans (1999, 02, 08, 17); Jaguars (1997, 05)			
12-13-98	Jax	W	16-13	12-17-06	Tenn	W	24-17	11-19-15	Jax	L	13-19				
9-26-99	Jax	W	20-19	9-9-07	Jax	W	13-10	12-6-15	Tenn	W	42-39				
12-26-99	Tenn	W	41-14	11-11-07	Tenn	L	13-28	10-27-16	Tenn	W	36-22				
<b>1-23-00</b>	<b>Jax</b>	<b>W</b>	<b>33-14 (Champ)</b>	9-7-08	Tenn	W	17-10	12-24-16	Jax	L	17-38				
10-16-00	Tenn	W	27-13	11-16-08	Jax	W	24-14	9-17-17	Jax	W	37-16				
11-26-00	Jax	L	13-16	10-4-09	Jax	L	17-37	12-31-17	Tenn	W	15-10				
9-23-01	Jax	L	6-13	11-1-09	Tenn	W	30-13	9-23-18	Jax	W	9-6				
11-4-01	Tenn	W	28-24	10-18-10	Jax	W	30-3	12-6-18	Tenn	W	30-9				
10-13-02	Tenn	W	23-14	12-5-10	Tenn	L	6-17	9-19-19	Jax	L	7-20				
12-22-02	Jax	W	28-10	9-11-11	Jax	L	14-16	11-24-19	Tenn	W	42-20				



**vs. KANSAS CITY CHIEFS** Regular Season: 23-27 (Home 13-10, Away 10-17) • Playoffs: 1-3 (Home 0-2, Away 1-1)

Date	Site	W/L	Score	Date	Site	W/L	Score	Date	Site	W/L	Score	Date	Site	W/L	Score
10-16-60	Hou	W	20-10	10-22-67	KC	W	24-19	11-03-85	Hou	W	23-20	12-26-10	KC	L	14-34
12-04-60	Dal	L	0-24	9-09-68	Hou	L	21-26	9-21-86	KC	L	13-27	10-6-13	Tenn	L	17-26
10-01-61	Dal	L	21-26	11-28-68	KC	L	10-24	10-09-88	Hou	W	7-6	9-7-14	KC	W	26-10
10-22-61	Hou	W	38-7	10-12-69	KC	L	0-24	11-26-89	KC	L	0-34	12-18-16	KC	W	19-17
10-28-62	Hou	L	7-31	11-08-70	KC	L	9-24	12-16-90	KC	W	27-10	<b>1-6-18</b>	<b>KC</b>	<b>W</b>	<b>22-21 (WC)</b>
11-04-62	Dal	W	14-6	9-26-71	Hou	L	16-20	9-16-91	Hou	W	17-7	11-10-19	Tenn	W	35-32
<b>12-23-62</b>	<b>Hou</b>	<b>L</b>	<b>17-20 (AFL Champ)</b>	11-18-73	KC	L	14-38	9-20-92	Hou	W	23-20	<b>1-19-20</b>	<b>KC</b>	<b>L</b>	<b>24-35 (Champ)</b>
10-06-63	KC	L	7-28	9-29-74	Hou	L	7-17	9-12-93	Hou	W	30-0	<b>Total Points:</b> Titans 1,002, Chiefs 1,185			
10-27-63	Hou	W	28-7	11-02-75	KC	W	17-13	<b>1-16-94</b>	<b>Hou</b>	<b>L</b>	<b>20-28 (Div)</b>	<b>Longest Win Streak:</b> 4 (last 2014-19)			
10-04-64	KC	L	7-28	11-27-77	Hou	W	34-20	12-18-94	KC	L	9-31	<b>Longest Losing Streak:</b> 7 (1968-74)			
11-22-64	Hou	L	19-28	9-10-78	KC	W	20-17	11-19-95	KC	L	13-20	<b>At Nissan Stadium:</b> 2-2			
10-24-65	Hou	W	38-36	9-16-79	Hou	W	20-6	9-01-96	Hou	L	19-20	<b>At Arrowhead Stadium:</b> 9-9			
11-28-65	KC	L	21-52	10-12-80	KC	L	20-21	9-10-00	Ten	W	17-14				
10-30-66	KC	L	23-48	11-15-81	KC	L	10-23	12-13-04	Ten	L	38-49				
9-09-67	Hou	L	20-25	10-23-83	Hou	L	10-13	12-16-07	KC	W	26-17				
				11-11-84	KC	W	17-16	10-19-08	KC	W	34-10				



**vs. LAS VEGAS RAIDERS** Regular Season: 21-26 (Home 15-14, Away 6-12) • Playoffs: 0-4 (Home 0-0, Away 0-4)

Date	Site	W/L	Score	Date	Site	W/L	Score	Date	Site	W/L	Score	Date	Site	W/L	Score
9-11-60	Oak	W	37-22	9-29-68	Hou	L	15-24	11-19-89	Hou	W	23-7	12-8-19	Oak	W	42-21
9-25-60	Hou	L	13-14	9-14-69	Oak	L	17-21	9-1-91	Hou	W	47-17	<b>Total Points:</b> Titans 1,153, Raiders 1,221			
9-9-61	Hou	W	55-0	<b>12-21-69</b>	<b>Oak</b>	<b>L</b>	<b>7-56 (AFL Div)</b>	10-30-94	LA	L	14-17	<b>Longest Win Streak:</b> 4 (1961-62)			
12-17-61	Oak	W	47-16	11-14-71	Oak	L	21-41	8-31-97	Tenn	W	24-21 OT	<b>Longest Losing Streak:</b> 9 (1966-73)			
11-11-62	Oak	W	28-20	10-9-72	Hou	L	0-34	12-9-99	Tenn	W	21-14	<b>At Nissan Stadium:</b> 4-4			
12-9-62	Hou	W	32-17	12-2-73	Hou	L	6-17	12-22-01	Oak	W	13-10	<b>At Oakland Alameda Coliseum:</b> 3-11			
9-7-63	Hou	L	13-24	12-14-75	Hou	W	27-26	9-29-02	Oak	L	25-52	<b>At Allegiant Stadium:</b> 0-0			
12-22-63	Oak	L	49-52	9-26-76	Hou	L	13-14	<b>1-19-03</b>	<b>Oak</b>	<b>L</b>	<b>24-41 (Champ)</b>	<b>Series Sweeps:</b> Titans (1961,62); Raiders (1963, 65)			
9-19-64	Hou	W	42-28	11-13-77	Oak	L	29-34	9-7-03	Tenn	W	25-20				
11-15-64	Oak	L	10-20	10-8-78	Oak	L	17-21	12-19-04	Oak	L	35-40				
9-26-65	Oak	L	17-21	11-11-79	Hou	W	31-17	10-30-05	Tenn	L	25-34				
11-7-65	Hou	L	21-33	<b>12-28-80</b>	<b>Oak</b>	<b>L</b>	<b>7-27 (WC)</b>	10-28-07	Tenn	W	13-9				
9-10-66	Hou	W	31-0	11-8-81	Hou	W	17-16	9-12-10	Tenn	W	38-13				
11-6-66	Oak	L	23-38	9-11-83	LA	L	6-20	11-24-13	Oak	W	23-19				
12-10-67	Hou	L	7-19	9-2-84	Hou	L	14-24	11-29-15	Tenn	L	21-24				
<b>12-31-67</b>	<b>Oak</b>	<b>L</b>	<b>7-40 (AFL Champ)</b>	10-26-86	Hou	L	17-28	9-25-16	Tenn	L	10-17				
				9-11-88	Hou	W	38-35	9-10-17	Tenn	L	16-26				

 vs. LOS ANGELES CHARGERS Regular Season: 15-27-1 (Home 12-9, Away 3-18-1) • Playoffs: 3-1 (Home 1-0, Away 2-1)

Date	Site	W/L	Score	Date	Site	W/L	Score	Date	Site	W/L	Score	Total Points: Titans 1,001, Chargers 1,158 Longest Win Streak: 4 (1961-62, 1987-92) Longest Losing Streak: 9 (1993-2012) At Nissan Stadium: 2-2 At Qualcomm Stadium: 3-13-1 At StubHub Center: 0-0 At SoFi Stadium: 0-0 *At Wembley Stadium: 0-1 Series Sweeps: Titans (1962); Chargers (1963, 64, 65)
9-18-60	Hou	W	38-28	9-24-67	SD	L	3-13	9-30-90	SD	W	17-7	
11-13-60	LA	L	21-24	12-16-67	Hou	W	17-24	9-27-92	Hou	W	27-0	
<b>1-1-61</b>	<b>Hou</b>	<b>W</b>	<b>24-16 (AFL Champ)</b>	9-21-68	SD	L	14-30	9-19-93	SD	L	17-18	
9-24-61	SD	L	24-34	11-27-69	Hou	L	17-21	9-13-98	Tenn	L	7-13	
12-3-61	Hou	W	33-13	10-25-70	SD	T	31-31	10-3-04	SD	L	17-38	
<b>12-24-61</b>	<b>SD</b>	<b>W</b>	<b>10-3 (AFL Champ)</b>	12-19-71	Hou	W	49-33	9-17-06	SD	L	7-40	
9-23-62	SD	W	42-17	11-26-72	SD	L	20-34	12-9-07	Tenn	L	17-23 OT	
11-25-62	Hou	W	33-27	9-15-74	Hou	W	21-14	<b>1-6-08</b>	<b>SD</b>	<b>L</b>	<b>6-17 (WC)</b>	
12-1-63	SD	L	0-27	9-28-75	Hou	W	33-17	12-25-09	Tenn	L	17-42	
12-15-63	Hou	L	14-20	10-17-76	SD	L	27-30	10-31-10	SD	L	25-33	
9-12-64	SD	L	21-27	12-17-78	Hou	L	24-45	9-16-12	SD	L	10-38	
10-25-64	Hou	L	17-20	<b>12-29-79</b>	<b>SD</b>	<b>W</b>	<b>17-14 (Div)</b>	9-22-13	Tenn	W	20-17	
10-3-65	SD	L	14-31	9-16-84	SD	L	14-31	11-6-16	SD	L	35-43	
12-12-65	Hou	L	26-37	11-24-85	Hou	W	37-35	10-21-18	LA*	L	19-20	
12-4-66	Hou	L	22-28	12-7-86	SD	L	0-27	10-20-19	Tenn	W	23-20	
				12-6-87	Hou	W	33-18					
				9-17-89	SD	W	34-27					

 vs. LOS ANGELES RAMS Regular Season: 5-7 (Home 3-4, Away 2-3) • Playoffs: 0-1 (Neutral Site 0-1)

Date	Site	W/L	Score	Date	Site	W/L	Score	Total Points: Titans 286, Rams 279 Longest Win Streak: 2 (2009-13) Longest Losing Streak: 2 (last 2000-05) At Nissan Stadium: 2-1 At Edward Jones Dome: 1-1 At L.A. Memorial Coliseum: 0-0 At SoFi Stadium: 0-0
10-7-73	Hou	L	26-31	9-26-93	Hou	L	28-13	
9-24-78	Hou	L	6-10	10-31-99	Tenn	W	24-21	
9-6-81	LA	W	27-20	<b>1-30-00</b>	<b>Atl</b>	<b>L</b>	<b>16-23 (SB 34)</b>	
12-9-84	LA	L	16-27	9-25-05	St.L	L	27-31	
9-13-87	Hou	W	20-16	12-13-09	Tenn	W	47-7	
11-4-90	LA	L	13-17	11-3-13	StL	W	28-21	
9-26-93	Hou	L	28-13	12-24-17	Tenn	L	27-23	

 vs. MIAMI DOLPHINS Regular Season: 16-21 (Home 8-8, Away 8-13) • Playoffs: 1-0 (Home 0-0, Away 1-0)

Date	Site	W/L	Score	Date	Site	W/L	Score	Date	Site	W/L	Score	Total Points: Titans 712, Dolphins 719 Longest Win Streak: 3 (1967-68, 78-79) Longest Losing Streak: 5 (1992-01) At Nissan Stadium: 2-2 At Hard Rock Stadium: 4-8 Series Sweeps: Titans (1967, 69); Dolphins (1966)
10-23-66	Hou	L	13-20	11-20-78	Hou	W	35-30	9-7-97	Mia	L	13-16 OT	
12-18-66	Mia	L	28-29	<b>12-24-78</b>	<b>Mia</b>	<b>W</b>	<b>17-9 (WC)</b>	11-7-99	Mia	L	0-17	
12-3-67	Hou	W	17-14	11-5-79	Mia	W	9-6	9-9-01	Tenn	L	23-31	
12-23-67	Mia	W	41-10	9-20-81	Hou	L	10-16	11-9-03	Tenn	W	31-7	
9-14-68	Mia	W	24-10	12-4-83	Hou	L	17-24	9-11-04	Mia	W	17-7	
10-6-68	Hou	L	7-24	10-14-84	Mia	L	10-28	12-24-05	Mia	L	10-24	
9-28-69	Hou	W	22-10	9-8-85	Hou	W	26-23	9-24-06	Mia	L	10-13	
11-23-69	Mia	W	32-7	11-2-86	Mia	L	7-28	12-20-09	Tenn	W	27-24 OT	
9-27-70	Hou	L	10-20	10-1-89	Hou	W	39-7	11-14-10	Mia	L	17-29	
9-24-72	Mia	L	13-34	10-20-91	Mia	W	17-13	11-11-12	Mia	W	37-3	
11-16-75	Hou	W	20-19	11-22-92	Mia	L	16-19	10-18-15	Tenn	L	10-38	
10-2-77	Mia	L	7-27	11-17-96	Hou	L	20-23	10-9-16	Mia	W	30-17	

 vs. MINNESOTA VIKINGS Regular Season: 5-9 (Home 3-2, Away 2-7) • Playoffs: 0-0

Date	Site	W/L	Score	Date	Site	W/L	Score	Date	Site	W/L	Score	Total Points: Titans 219, Vikings 350 Longest Win Streak: 1 (last 2020) Longest Losing Streak: 4 (1995-04) At Nissan Stadium: 1-0 At Metrodome: 1-6 At U.S. Bank Stadium: 1-0
10-13-74	Min	L	10-51	10-8-95	Min	L	17-23	9-11-16	Tenn	L	16-25	
12-21-80	Hou	W	20-16	12-26-98	Tenn	L	16-26	9-27-20	Min	W	31-30	
10-16-83	Min	L	14-34	12-9-01	Min	L	24-42					
12-14-86	Hou	W	23-10	10-24-04	Min	L	3-20					
9-10-89	Min	L	7-38	9-28-08	Tenn	W	30-17					
11-15-92	Min	W	17-13	10-7-12	Min	L	7-30					

 vs. NEW ENGLAND PATRIOTS Regular Season: 16-23-1 (Home 11-7, Away 5-16-1) • Playoffs: 2-2 (Home 0-0, Away 2-2)

Date	Site	W/L	Score	Date	Site	W/L	Score	Date	Site	W/L	Score	Date	Site	W/L	Score	Total Points: Titans 891, Patriots 1,082 Longest Win Streak: 4 (1975-80) Longest Losing Streak: 6 (2003-15) At Nissan Stadium: 2-2 At Gillette Stadium: 1-5 Series Sweeps: Titans (1960, 68); Patriots (1963, 64, 66)
11-25-60	NE	W	24-10	11-5-67	NE	L	7-18	10-18-87	Hou	L	7-21	11-11-18	Tenn	W	34-10	
12-18-60	Hou	W	37-21	11-26-67	Hou	W	27-6	9-25-88	Hou	W	31-6	<b>1-4-20</b>	<b>NE</b>	<b>W</b>	<b>20-13 (WC)</b>	
10-13-61	NE	T	31-31	10-13-68	NE	W	16-0	10-8-89	NE	L	13-23					
11-12-61	Hou	W	27-15	12-15-68	Hou	W	45-17	9-22-91	NE	L	20-24					
9-16-62	NE	L	21-34	11-2-69	NE	L	0-24	10-17-93	NE	W	28-14					
11-18-62	Hou	W	21-17	12-14-69	Hou	W	23-27	9-20-98	NE	L	16-27					
11-1-63	NE	L	3-45	11-7-71	NE	L	20-28	12-16-02	Tenn	W	24-7					
12-8-63	Hou	L	28-46	11-25-73	Hou	L	0-32	10-5-03	NE	L	30-38					
11-6-64	NE	L	24-25	9-21-75	NE	W	7-0	<b>1-10-04</b>	<b>NE</b>	<b>L</b>	<b>14-17 (Div)</b>					
11-29-64	Hou	L	17-34	11-12-78	NE	W	26-23	12-31-06	Tenn	L	23-40					
9-19-65	Hou	W	10-31	<b>12-31-78</b>	<b>NE</b>	<b>W</b>	<b>31-14 (Div)</b>	10-18-09	NE	L	0-59					
12-18-65	NE	L	14-42	11-10-80	Hou	W	38-34	9-9-12	Tenn	L	13-34					
9-25-66	NE	L	21-27	10-18-81	NE	L	10-38	12-20-15	NE	L	16-33					
11-13-66	Hou	L	14-38	11-28-82	NE	L	21-29	<b>1-13-18</b>	<b>NE</b>	<b>L</b>	<b>14-35 (Div)</b>					

 **vs. NEW ORLEANS SAINTS** Regular Season: 8-6-1 (Home 2-4-1, Away 6-2) • Playoffs: 0-0

Date	Site	W/L	Score	Date	Site	W/L	Score	Date	Site	W/L	Score	Total Points:
10-3-71	Hou	T	13-13	10-21-90	Hou	W	23-10	12-11-11	Tenn	L	17-22	Titans 341, Saints 321
10-3-76	NO	W	31-26	9-5-93	NO	L	21-33	11-8-15	NO	W	34-28 OT	Longest Win Streak: 4 (1996-07)
12-10-78	NO	W	17-12	11-10-96	NO	W	31-14	12-22-19	Tenn	L	28-38	Longest Losing Streak: 3 (1981-87)
11-22-81	Hou	L	24-27	10-17-99	NO	W	24-21					At Nissan Stadium: 1-2
9-30-84	Hou	L	10-27	9-21-03	Tenn	W	27-12					At Superdome: 6-2
12-13-87	NO	L	10-24	9-24-07	NO	W	31-14					

 **vs. NEW YORK GIANTS** Regular Season: 6-6 (Home 3-3, Away 6-3) • Playoffs: 0-0

Date	Site	W/L	Score	Date	Site	W/L	Score	Date	Site	W/L	Score	Total Points:
9-16-73	NY	L	14-34	11-9-97	Tenn	W	10-6	12-7-14	Tenn	L	7-36	Titans 219, Giants 239
12-5-82	NY	L	14-17	10-1-00	Tenn	W	28-14	12-16-18	NY	W	17-0	Longest Win Streak: 5 (1997-10)
12-8-85	Hou	L	14-35	12-1-02	NY	W	32-29 OT					Longest Losing Streak: 5 (1973-94)
12-21-91	NY	L	20-24	11-26-06	Tenn	W	24-21					At Nissan Stadium: 2-1
11-21-94	Hou	L	10-13	9-26-10	NY	W	29-10					At Giants Stadium: 1-2
												At MetLife Stadium: 2-0

 **vs. NEW YORK JETS** Regular Season: 23-19-1 (Home 17-6, Away 6-13-1) • Playoffs: 1-0 (Home 1-0, Away 0-0)


Date	Site	W/L	Score	Date	Site	W/L	Score	Date	Site	W/L	Score	Date	Site	W/L	Score	Total Points:
10-9-60	Hou	W	27-21	10-15-67	NY	T	28-28	10-13-91	NY	W	23-20	12-14-14	Tenn	L	11-16	Titans 1,048, Jets 944
10-23-60	NY	W	42-28	10-20-68	Hou	L	14-20	<b>12-29-91</b>	<b>Hou</b>	<b>W</b>	<b>17-10 (WC)</b>	12-13-15	NYJ	L	8-30	Longest Win Streak: 6 (last 1991-96)
11-19-61	Hou	W	49-13	11-10-68	NY	L	7-26	1-2-94	Hou	W	24-0	12-2-18	Tenn	W	26-22	Longest Losing Streak: 4 (1968-69)
12-10-61	NY	W	48-21	10-20-69	NY	L	17-26	12-24-94	Hou	W	24-10					At Nissan Stadium: 4-3
10-14-62	Hou	W	56-17	12-6-69	Hou	L	26-34	12-17-95	Hou	W	23-6					At Giants Stadium: 2-3
12-15-62	NY	W	44-10	10-1-72	Hou	W	26-20	12-1-96	NY	W	35-10					At MetLife Stadium: 0-1
9-22-63	NY	L	17-24	11-3-74	NY	W	27-22	11-22-98	Tenn	L	3-24					Series Sweeps: Titans (1960, 61, 62); Jets (1968, 69)
11-10-63	Hou	W	31-27	9-18-77	Hou	W	20-0	12-1-03	NY	L	17-24					
10-17-64	NY	L	21-24	10-28-79	Hou	W	27-24	9-10-06	Tenn	L	16-23					
12-13-64	Hou	W	33-17	11-23-80	NY	L	28-31 OT	12-23-07	Tenn	W	10-6					
9-12-65	Hou	W	27-21	9-27-81	NY	L	17-33	11-23-08	Tenn	L	13-34					
11-21-65	NY	L	14-41	11-18-84	Hou	W	31-20	9-27-09	NY	L	17-24					
9-18-66	NY	L	13-52	9-18-88	NY	L	3-45	12-17-12	Tenn	W	14-10					
10-16-66	Hou	W	24-0	10-28-90	Hou	L	12-17	10-6-13	Tenn	W	38-13					


 **vs. PHILADELPHIA EAGLES** Regular Season: 5-7 (Home 3-3, Away 2-4) • Playoffs: 0-0


Date	Site	W/L	Score	Date	Site	W/L	Score	Date	Site	W/L	Score	Total Points:
11-12-72	Hou	L	17-18	10-24-94	Phil	L	6-21	11-23-14	Phil	L	24-43	Titans 246, Eagles 280
12-16-79	Hou	L	20-26	12-3-00	Phil	W	15-13	9-30-18	Ten	W	26-23	Longest Win Streak: 4 (2000-10)
12-19-82	Phil	L	14-35	9-8-02	Tenn	W	27-24					Longest Losing Streak: 6 (1972-94)
10-2-88	Phil	L	23-32	11-19-06	Phil	W	31-13					At Nissan Stadium: 3-0
12-2-91	Hou	L	6-13	10-24-10	Tenn	W	37-19					At Lincoln Financial Field: 1-1


 **vs. PITTSBURGH STEELERS** Regular Season: 31-44 (Home 19-19, Away 12-25) • Playoffs: 1-3 (Home 1-1, Away 0-2)

Date	Site	W/L	Score	Date	Site	W/L	Score	Date	Site	W/L	Score	Date	Site	W/L	Score	Total Points:
9-20-70	Pitt	W	19-7	12-4-80	Hou	W	6-0	9-6-92	Hou	L	24-29	9-11-05	Pitt	L	7-34	Titans 1,393, Steelers 1,691
10-18-70	Hou	L	3-7	10-26-81	Pitt	L	13-26	11-1-92	Pitt	L	20-21	12-21-08	Tenn	W	31-14	Longest Win Streak: 7 (1997-00)
10-24-71	Pitt	L	16-23	12-20-81	Hou	W	21-20	11-28-93	Hou	W	23-3	9-10-09	Pitt	L	10-13 OT	Longest Losing Streak: 5 (last 1994-96)
12-5-71	Hou	W	29-3	11-21-82	Hou	L	10-24	12-19-93	Pitt	W	26-17	9-19-10	Tenn	L	11-19	At Nissan Stadium: 6-4
10-15-72	Pitt	L	7-24	9-18-83	Hou	L	28-40	10-3-94	Pitt	L	14-30	10-9-11	Pitt	L	17-38	At Heinz Field: 2-5
12-10-72	Hou	L	3-9	10-2-83	Pitt	L	10-17	11-6-94	Hou	L	9-12 OT	10-11-12	Tenn	W	26-23	Series Sweeps: Titans (1987, 89, 93, 98, 99, 00); Steelers (1972, 73, 75, 76, 83, 85, 86, 92, 94, 95, 01)
9-30-73	Hou	L	7-36	11-4-84	Pitt	L	7-35	9-10-95	Hou	L	17-34	9-8-13	Pit	W	16-9	
12-9-73	Pitt	L	7-33	12-2-84	Hou	W	23-20 OT	12-3-95	Pitt	L	7-21	11-17-14	Tenn	L	24-27	
10-6-74	Hou	L	7-13	9-22-85	Pitt	L	0-20	9-29-96	Pitt	L	16-30	11-16-17	Pit	L	17-40	
12-1-74	Pitt	W	13-10	11-17-85	Hou	L	7-30	10-20-96	Hou	W	23-13	10-25-20	Tenn	L	24-27	
11-9-75	Pitt	L	17-24	9-28-86	Hou	L	16-22 OT	9-28-97	Pitt	L	24-37					
11-24-75	Hou	L	9-32	11-16-86	Pitt	L	10-21	12-21-97	Tenn	W	16-6					
11-21-76	Pitt	L	16-32	11-15-87	Pitt	W	23-3	11-1-98	Pitt	W	41-31					
12-11-76	Hou	L	0-21	12-20-87	Hou	W	24-16	11-15-98	Tenn	W	23-14					
10-9-77	Hou	W	27-10	10-16-88	Pitt	W	34-14	11-21-99	Tenn	W	16-10					
10-23-77	Pitt	L	10-27	12-4-88	Hou	L	34-37	1-2-00	Pitt	W	47-36					
10-23-78	Pitt	W	24-17	10-22-89	Hou	W	27-0	9-24-00	Pitt	W	23-20					
12-3-78	Hou	L	3-13	12-3-89	Pitt	W	23-16	11-5-00	Tenn	W	9-7					
<b>1-7-79</b>	<b>Pitt</b>	<b>L</b>	<b>5-34 (Champ)</b>	<b>12-31-89</b>	<b>Hou</b>	<b>L</b>	<b>26-23 OT (WC)</b>	10-29-01	Pitt	L	7-34					
9-9-79	Pitt	L	7-38	9-16-90	Pitt	L	9-20	11-25-01	Tenn	L	24-34					
12-10-79	Hou	W	20-17	12-30-90	Hou	W	34-14	11-17-02	Tenn	W	31-23					
<b>1-6-80</b>	<b>Pitt</b>	<b>L</b>	<b>13-27 (Champ)</b>	11-24-91	Pitt	L	14-26	<b>1-11-03</b>	<b>Tenn</b>	<b>W</b>	<b>34-31 OT (Div)</b>					
9-7-80	Pitt	L	17-31	12-8-91	Hou	W	31-6	9-28-03	Pitt	W	30-13					

 vs. SAN FRANCISCO 49ERS				Regular Season: 5-9 (Home 2-5, Away 3-4) • Playoffs: 0-0								
Date	Site	W/L	Score	Date	Site	W/L	Score	Date	Site	W/L	Score	<b>Total Points:</b> Titans 283, 49ers 321 <b>Longest Win Streak:</b> 2 (1975-78, 2005-09) <b>Longest Losing Streak:</b> 4 (1981-90) <b>At Nissan Stadium:</b> 1-1 <b>At Candlestick Park:</b> 3-3 <b>At Levi's Stadium:</b> 0-1
11-15-70	Hou	L	20-30	10-7-90	Hou	L	21-24	10-20-13	Tenn	L	17-31	
12-7-75	SF	W	27-13	12-25-93	SF	W	10-7	12-17-17	SF	L	23-25	
9-17-78	Hou	W	20-19	10-27-96	Hou	L	9-10					
12-13-81	SF	L	6-28	10-3-99	SF	L	22-24					
10-21-84	Hou	L	21-34	11-27-05	Tenn	W	33-22					
11-8-87	SF	L	20-27	11-8-09	SF	W	34-27					

 vs. SEATTLE SEAHAWKS				Regular Season: 6-10 (Home 4-3, Away 2-7) • Playoffs: 1-0 (Home 1-0, Away 0-0)								
Date	Site	W/L	Score	Date	Site	W/L	Score	Date	Site	W/L	Score	<b>Total Points:</b> Titans 330, Seahawks 345 <b>Longest Win Streak:</b> 3 (1981-87) <b>Longest Losing Streak:</b> 5 (1994-05) <b>At Nissan Stadium:</b> 1-1 <b>At CenturyLink Field:</b> 1-1
11-20-77	Sea	W	22-10	11-13-88	Sea	L	24-27	11-29-98	Sea	L	18-20	
10-21-79	Sea	L	14-34	12-2-90	Sea	L	10-13 OT	12-18-05	Tenn	L	24-28	
10-5-80	Hou	L	7-26	11-7-93	Hou	W	24-14	1-3-10	Sea	W	17-13	
10-11-81	Hou	W	35-17	12-11-94	Hou	L	14-16	10-13-13	Sea	L	13-20	
9-19-82	Hou	W	23-21	11-3-96	Sea	L	16-23	9-24-17	Tenn	W	33-27	
1-3-88	Hou	W	23-20 OT (WC)	10-5-97	Sea	L	13-16					

 vs. TAMPA BAY BUCCANEERS				Regular Season: 10-2 (Home 8-0, Away 2-2) • Playoffs: 0-0				
Date	Site	W/L	Score	Date	Site	W/L	Score	<b>Total Points:</b> Titans 300, Buccaneers 201 <b>Longest Win Streak:</b> 5 (1989-03) <b>Longest Losing Streak:</b> 1 (1983, 2007) <b>At Nissan Stadium:</b> 4-0 <b>At Raymond James Stadium:</b> 2-1
9-12-76	Hou	W	20-0	10-14-01	Tenn	W	31-28 OT	
10-19-80	Hou	W	20-14	12-28-03	Tenn	W	33-13	
11-27-83	TB	L	24-33	10-14-07	TB	L	10-13	
12-10-89	Hou	W	20-17	11-27-11	Tenn	W	23-17	
10-29-95	Hou	W	19-7	9-13-15	TB	W	42-14	
11-8-98	TB	W	31-22	10-27-19	Tenn	W	27-23	

 vs. WASHINGTON FOOTBALL TEAM				Regular Season: 7-6 (Home 4-2, Away 3-4) • Playoffs: 0-0								
Date	Site	W/L	Score	Date	Site	W/L	Score	Date	Site	W/L	Score	<b>At Nissan Stadium:</b> 1-2 <b>At FedEx Field:</b> 2-1  <b>Total Points:</b> Titans 258, Washington 231 <b>Longest Win Streak:</b> 2 (last 1997-00) <b>Longest Losing Streak:</b> 2 (2010-14)
10-10-71	Wash	L	13-22	10-19-97	Tenn	W	28-14	12-22-18	Tenn	W	25-16	
10-19-75	Hou	W	13-10	10-30-00	Wash	W	27-21					
9-2-79	Wash	W	29-27	10-6-02	Tenn	L	14-31					
9-15-85	Wash	L	16-13	10-15-06	Wash	W	25-22					
10-30-88	Hou	W	41-17	11-21-10	Tenn	L	16-19 OT					
11-3-91	Wash	L	13-16 OT	10-20-14	Wash	L	17-19					

## TITANS ALL-TIME FIRST-ROUND DRAFT PICKS

Year	Pick	Player	Pos.	College	Year	Pick	Player	Pos.	College
2020	29	Isaiah Wilson	T	Georgia	1993	13	Brad Hopkins	T	Illinois
2019	19	Jeffery Simmons	DL	Mississippi State	1992		(none)		
2018	22	Rashaan Evans	LB	Alabama	1991		(none)		
2017	5	Corey Davis	WR	Western Michigan	1990	15	Lamar Lathon	LB	Houston
	18	Adoree' Jackson	CB	Southern California	1989	23	David Williams	T	Florida
2016	8	Jack Conklin	T	Michigan State	1988	22	Lorenzo White	RB	Michigan State
2015	2	Marcus Mariota	QB	Oregon	1987	3	Alonzo Highsmith	RB	Miami (Fla.)
2014	11	Taylor Lewan	T	Michigan		20	Haywood Jeffires	WR	NC State
2013	10	Chance Warmack	G	Alabama	1986	3	Jim Everett	QB	Purdue
2012	20	Kendall Wright	WR	Baylor	1985	3	Ray Childress	DE	Texas A&M
2011	8	Jake Locker	QB	Washington		11	Richard Johnson	DB	Wisconsin
2010	16	Derrick Morgan	DE	Georgia Tech	1984	2	Dean Steinkuhler	T	Nebraska
2009	30	Kenny Britt	WR	Rutgers	1983	9	Bruce Matthews	G	USC
2008	24	Chris Johnson	RB	East Carolina	1982	8	Mike Munchak	G	Penn State
2007	19	Michael Griffin	DB	Texas	1981		(none)		
2006	3	Vince Young	QB	Texas	1980		(none)		
2005	6	Pacman Jones	CB	West Virginia	1979		(none)		
2004		(none)			1978	1	Earl Campbell	RB	Texas
2003	28	Andre Woolfolk	CB	Oklahoma	1977	11	Morris Towns	T	Missouri
2002	15	Albert Haynesworth	DT	Tennessee	1976		(none)		
2001		(none)			1975	6	Robert Brazile	LB	Jackson State
2000	30	Keith Bulluck	LB	Syracuse		15	Don Hardeman	RB	Texas A&M-Kingsville
1999	16	Jevon Kearse	DE	Florida	1974		(none)		
1998	16	Kevin Dyson	WR	Utah	1973	1	John Matuszak	DE	Tampa
1997	18	Kenny Holmes	DE	Miami (Fla.)		14	George Amundson	RB	Iowa State
1996	14	Eddie George	RB	Ohio State		6	Greg Sampson	DE	Stanford
1995	3	Steve McNair	QB	Alcorn State	1972	3	Dan Pastorini	QB	Santa Clara
1994	26	Henry Ford	DE	Arkansas	1971	3	Dan Pastorini	QB	Santa Clara
					1970	14	Doug Wilkerson	G	NC Central





The Titans drafted Isaiah Wilson in the first round of the 2020 NFL Draft.

## TITANS ALL-TIME FIRST-ROUND DRAFT PICKS

Year	Pick	Player	Pos.	College	Year	Pick	Player	Pos.	College
1969	15	Ron Pritchard	LB	Arizona State	1964		Scott Appleton	DT	Texas
1968		(none)			1963		Danny Brabham	LB	Arkansas
1967	5	George Webster	LB	Michigan St.	1962		Ray Jacobs	DT	Howard Payne
	23	Tom Regner	G	Notre Dame	1961		Mike Ditka	TE	Pittsburgh
1966		Tommy Nobis	LB	Texas	1960		Billy Cannon	HB	LSU
1965		Lawrence Elkins	TE	Baylor					

## 1999-2020 DRAFT SELECTIONS

### 2020

Rd.	Pick	Player	Pos.	College
1	29	Isaiah Wilson	T	Georgia
2	61	Kristian Fulton	CB	Louisiana State
3	93	Darrynton Evans	RB	Appalachian State
4	135	(Traded to Miami)		
5	174	Larrell Murchison	DL	North Carolina State
6	208	(Traded to Green Bay)		
7a	224	Cole McDonald	QB	Hawaii
7b	237	(Traded to Kansas City)		
7c	243	Chris Jackson	DB	Marshall

#### Draft Notes

General Manager: Jon Robinson

- 4 – Pick traded to Miami in 2019 (see 2019, 6a)
- 6 – Pick traded to Green Bay in 2019 for OLB Reggie Gilbert
- 7a – Pick acquired in a 2019 trade with Cleveland for WR Taywan Taylor
- 7b – Pick acquired in a trade with Denver for DT Jurrell Casey and then traded to Kansas City for a sixth-round choice in 2021

### 2019

Rd.	Pick	Player	Pos.	College
1	19	Jeffery Simmons	DL	Mississippi State
2	51	A.J. Brown	WR	Mississippi
3	82	Nate Davis	OL	Charlotte
4a	116	Amani Hooker	DB	Iowa
4b	121	(Traded to N.Y. Jets)		
5a	157	(Traded to N.Y. Jets)		
5b	168	D'Andre Walker	OLB	Georgia
6a	188	David Long	LB	West Virginia
6b	191	(Traded to Baltimore)		
7	233	(Traded to Miami)		

#### Draft Notes

General Manager: Jon Robinson

- 4a, 5b – Picks acquired in a trade with N.Y. Jets for 4b and 5a
- 6a – Pick and QB Ryan Tannehill acquired in a trade with Miami for a seventh-round pick (233 overall) and a fourth-round pick in 2020
- 6b – Pick acquired in a trade with Baltimore for LB Kamalei Correa

### 2018

Rd.	Pick	Player	Pos.	College
1a	22	Rashaan Evans	LB	Alabama
1b	25	(traded to Baltimore)		
2a	41	Harold Landry	OLB	Boston College
2b	57	(traded to Oakland)		
3	89	(traded to Oakland)		
4	125	(traded to Baltimore)		
5a	152	Dane Cruikshank	DB	Arizona
5b	162	(traded to Baltimore)		
6a	199	Luke Falk	QB	Washington State
6b	215	(acquired from Baltimore and traded back to Baltimore)		
7	243	(traded to Kansas City)		

#### Draft Notes

General Manager: Jon Robinson

- 1a, 6b – Picks acquired in a trade with Baltimore for 1b and 4 (6b later traded back to Baltimore)
- 2a – Pick acquired in a trade with Oakland for 2b and 3
- 5a – Pick acquired in a trade with Baltimore for 5b and 6b (6b originally traded from Baltimore to Tennessee before being traded back to Baltimore)
- 7 – Pick traded to Kansas City in 2017 for defensive lineman David King

## 1999-2020 DRAFT SELECTIONS

## 2017

Rd.	Pick	Player	Pos.	College
1a	5	Corey Davis	WR	Western Michigan
1b	18	Adoree' Jackson	CB	Southern California
2	52	(traded to Cleveland)		
3a	72	Taywan Taylor	WR	Western Kentucky
3b	83	(traded to New England)		
3c	100	Jonnu Smith	TE	Florida International
4	124	(Traded to New England)		
5a	155	Jayon Brown	LB	UCLA
5b	164	(Traded to Philadelphia)		
6a	200	(Traded to N.Y. Giants)		
6b	203	(Traded to Denver)		
6c	207	(Traded to Cincinnati)		
6d	214	(Traded to Philadelphia)		
6e	217	Corey Levin	OL	Chattanooga
7a	227	Josh Carraway	OLB	Texas Christian
7b	236	Brad Seaton	T	Villanova
7c	241	Khalfani Muhammad	RB	California

## Draft Notes

General Manager: Jon Robinson

- 2 – Pick traded to Cleveland during 2016 draft (see 2016, 1b)
- 3a, 6a – Picks acquired in a trade with New England for 3b and 4
- 3c – Compensatory selection; acquired in a trade with the Los Angeles Rams during the 2016 draft (see 2016, 1a)
- 5a – Pick acquired in a trade with Philadelphia for 5b, 6d
- 6b – Pick traded to Denver during 2016 draft (see 2016, 5b)
- 6c, 7c – Picks acquired in a trade with the N.Y. Giants for 6a
- 6d – Pick acquired in a trade with Atlanta in 2015 (see 2016, 6c)
- 6e, 7a – Picks acquired in a trade with Cincinnati for 6c

## 2016

Rd.	Pick	Player	Pos.	College
1a	1	(traded to Los Angeles Rams)		
1b	8	Jack Conklin	T	Michigan State
1c	15	(traded to Cleveland)		
2a	33	Kevin Dodd	OLB	Clemson
2b	43	Austin Johnson	DL	Penn State
2c	45	Derrick Henry	RB	Alabama
3a	64	Kevin Byard	S	Middle Tennessee St.
3b	76	(traded to Cleveland)		
4a	100	(traded to Philadelphia)		
4b	113	(traded to Los Angeles Rams)		
5a	140	Tajae Sharpe	WR	Massachusetts
5b	157	LeShaun Sims	CB	Southern Utah
6a	176	(traded to Denver)		
6b	177	(traded to Los Angeles Rams)		
6c	193	Sebastian Tretola	G	Arkansas
7a	222	Aaron Wallace	OLB	UCLA
7b	253	Kalan Reed	CB	Southern Mississippi

## Draft Notes

General Manager: Jon Robinson

- 1b, 6a – Picks acquired in a trade with Cleveland for 1c, 3b and a 2017 second-round choice
- 1c, 2b, 2c, 3b – Picks and 2017 first-round and third-round choices acquired in a trade with the L.A. Rams for 1a, 4b and 6b
- 4b – Pick acquired in a trade with Philadelphia for 4a and RB DeMarco Murray
- 5b, 7b – Picks acquired in a trade with Denver for 6a and a 2017 sixth-round choice
- 6c – Pick and a 2017 sixth-round choice acquired in 2015 from Atlanta for G Andy Levitre.

## 2015

Rd.	Pick	Player	Pos.	College
1	2	Marcus Mariota	QB	Oregon
2a	33	(traded to New York Giants)		
2b	40	Dorial Green-Beckham	WR	Oklahoma
3	66	Jeremiah Poutasi	OL	Utah
4a	100	Angelo Blackson	DE	Auburn

4b	108	Jalston Fowler	FB	Alabama
5	138	David Cobb	RB	Minnesota
6a	177	Deiontrez Mount	OLB	Louisville
6b	208	Andy Gallik	C	Boston College
7a	219	(traded to New England)		
7b	245	Tre McBride	WR	William & Mary

## Draft Notes

General Manager: Ruston Webster

- 2b, 4b, 7 – Picks acquired from New York Giants for 2a.
- 6b – Pick acquired in 2014 from New England for LB Akeem Ayers and 7a.

## 2014

Rd.	Pick	Player	Pos.	College
1	11	Taylor Lewan	T	Michigan
2a	42	(traded to Philadelphia)		
2b	54	Bishop Sankey	RB	Washington
3	77	(traded to San Francisco)		
4a	112	DaQuan Jones	DL	Penn State
4b	122	Marqueston Huff	DB	Wyoming
5	151	Avery Williamson	LB	Kentucky
6a	178	Zach Mettenberger	QB	Louisiana State
6b	186	(traded to Washington)		
7	228	(traded to Washington)		

## Draft Notes

General Manager: Ruston Webster

- 2b, 4b – Picks acquired in trade with Philadelphia for 2a.
- 3 – Pick traded to San Francisco during 2013 draft (see 2013, 2a).
- 6a – Pick acquired in trade with Washington for 6b and 7.

## 2013

Rd.	Pick	Player	Pos.	College
1	10	Chance Warmack	G	Alabama
2a	34	Justin Hunter	WR	Tennessee
2b	40	(traded to San Francisco)		
3a	70	Blidi Wreh-Wilson	CB	Connecticut
3b	97	Zaviar Gooden	LB	Missouri
4	107	Brian Schwenke	C	California
5	142	Lavar Edwards	DE	Louisiana State
6a	176	(traded to Minnesota)		
6b	202	Khalid Wooten	CB	Nevada
7a	216	(traded to San Francisco)		
7b	248	Daimion Stafford	S	Nebraska

## Draft Notes

General Manager: Ruston Webster

- 2a – Pick acquired in trade with San Francisco for 2b, 7a and a third-round pick in 2014.
- 6a – Pick traded to Minnesota in 2012 for a seventh-round pick in 2012.
- 3b, 6b, 7b – Awarded as compensatory selections

## 2012

Rd.	Pick	Player	Pos.	College
1	20	Kendall Wright	WR	Baylor
2	52	Zach Brown	LB	North Carolina
3	82	Mike Martin	DT	Michigan
4	115	Coty Sensabaugh	CB	Clemson
5a	145	Taylor Thompson	TE	Southern Methodist
5b	155	(traded to Miami)		
6	190	Markelle Martin	S	Oklahoma State
7a	211	Scott Solomon	DE	Rice
7b	227	(traded to Miami)		

## Draft Notes

General Manager: Ruston Webster

- 5a – Pick acquired in trade with Miami for 5b and 7b
- 7a – Pick acquired in trade with Minnesota for a sixth-round choice in 2013

## 1999-2020 DRAFT SELECTIONS

### 2011

Rd.	Pick	Player	Pos.	College
1	8	Jake Locker	QB	Washington
2	39	Akeem Ayers	LB	UCLA
3	77	Jurrell Casey	DT	Southern California
4a	109	Colin McCarthy	LB	Miami (Fla.)
4b	130	Jamie Harper	RB	Clemson
5	142	Karl Klug	DL	Iowa
6	175	Byron Stingily	T	Louisville
7a	212	Zach Clayton	DT	Auburn
7b	251	Tommie Campbell	DB	California (Pa.)

#### Draft Notes

General Manager: Mike Reinfeldt

- 4b, 7b – Awarded as compensatory selections

### 2010

Rd.	Pick	Player	Pos.	College
1	16	Derrick Morgan	DE	Georgia Tech
2	47	(traded to New England)		
3a	77	Damian Williams	WR	Southern California
3b	97	Rennie Curran	LB	Georgia
4a	104	Alterraun Verner	CB	UCLA
4b	111	(traded to Seattle)		
5	148	Robert Johnson	S	Utah
6a	176	Rusty Smith	QB	Florida Atlantic
6b	185	(traded to Seattle)		
6c	207	Myron Rolle	S	Florida State
7a	222	Marc Mariani	WR	Montana
7b	241	David Howard	DT	Brown

#### Draft Notes

General Manager: Mike Reinfeldt

- 3b, 6c, 7b – Awarded as compensatory selections
- 2 – Traded to New England in 2009 (see 2009 3a)
- 4a, 6a – Picks acquired in trade with Seattle for RB LenDale White, DT Kevin Vickerson, 4b and 6b

### 2009

Rd.	Pick	Player	Pos.	College
1	30	Kenny Britt	WR	Rutgers
2	62	Sen'Derrick Marks	DT	Auburn
3a	89	Jared Cook	TE	South Carolina
3b	94	Ryan Mouton	CB	Hawaii
4a	130	Gerald McRath	LB	Southern Mississippi
4b	135	Troy Kropog	T/G	Tulane
5a	166	(Traded to Dallas)		
5b	173	Javon Ringer	RB	Michigan State
6a	203	Jason McCourty	CB	Rutgers
6b	206	Dominique Edison	WR	Stephen F. Austin
7a	239	Ryan Durand	G	Syracuse
7b	242	Nick Schommer	S	North Dakota State

#### Draft Notes

General Manager: Mike Reinfeldt

- 4b, 5b, 6b, 7b – Awarded as compensatory selections
- 3a – Pick acquired in trade with New England for second round pick in 2010
- 5a – Pick traded to Dallas (see 2008 4c)

### 2008

Rd.	Pick	Player	Pos.	College
1	24	Chris Johnson	RB	East Carolina
2	54	Jason Jones	DL	Eastern Michigan
3	85	Craig Stevens	TE	California
4a	103	William Hayes	DE	Winston-Salem State
4b	124	(Traded to Washington)		
4c	126	Lavelle Hawkins	WR	California
4d	134	Stanford Keglar	LB	Purdue
5	157	(Traded to Washington)		
6	189	(Traded to Seattle)		
7	229	Cary Williams	CB	Washburn

#### Draft Notes

General Manager: Mike Reinfeldt

- 4d – Awarded as compensatory selection
- 4a – Pick acquired in trade with Washington for fourth round pick (#124 overall) and fifth round pick (#157 overall).
- 4b – Traded to Washington (see 4a)
- 4c – Pick acquired in trade with Dallas for Pacman Jones
- 5 – Pick traded to Washington (see 4a)
- 6 – Pick traded to Seattle for Bryce Fisher

### 2007

Rd.	Pick	Player	Pos.	College
1	19	Michael Griffin	S	Texas
2	50	Chris Henry	RB	Arizona
3	80	Paul Williams	WR	Fresno State
4a	115	Leroy Harris	G/C	N.C. State
4b	128	Chris Davis	WR	Florida State
5	152	Antonio Johnson	DT	Mississippi State
6a	188	Joel Filani	WR	Texas Tech
6b	204	Jacob Ford	DE	Central Arkansas
6c	206	Ryan Smith	CB	Florida
7	223	Mike Otto	T	Purdue

#### Draft Notes

General Manager: Mike Reinfeldt

- 4b – Pick acquired in trade with Baltimore for Steve McNair in 2006.
- 6b – Pick acquired in trade with San Diego for Billy Volek in 2006.
- 6c – Pick acquired in trade with Indianapolis for seventh round pick (#238 overall) in 2006. That selection was originally obtained from Indianapolis for Rocky Calmus.

### 2006

Rd.	Pick	Player	Pos.	College
1	3	Vince Young	QB	Texas
2a	39	(Traded to Philadelphia)		
2b	45	LenDale White	RB	Southern California
3	70	(Traded to Buffalo)		
4a	102	Calvin Lowry	S	Penn State
4b	116	Stephen Tulloch	LB	N.C. State
5a	137	Terna Nande	LB	Miami (Ohio)
5b	169	Jesse Mahelona	DT	Tennessee
6	172	Jonathan Orr	WR	Wisconsin
7a	215	Cortland Finnegan	CB	Samford
7b	238	(Traded to Indianapolis)		
7c	245	Spencer Toone	LB	Utah
7d	246	Quinton Ganther	RB	Utah

#### Draft Notes

General Manager: Floyd Reese

- 5b, 7c and 7d – awarded as compensatory selections
- 2a – Pick traded to Philadelphia (see 2b)
- 2b – Pick acquired from Philadelphia along with 2006 fourth round pick (116 overall) for the Titans second round pick (39 overall)
- 3 – Pick traded to Buffalo for RB Travis Henry in 2005
- 7b – Pick acquired from Indianapolis for LB Rocky Calmus in 2005 and traded back to Indianapolis for sixth round selection in 2007

### 2005

Rd.	Pick	Player	Pos.	College
1	6	Adam Jones	CB	West Virginia
2a	37	(Traded to Detroit)		
2b	41	Michael Roos	T	Eastern Washington
3a	68	Courtney Roby	WR	Indiana
3b	96	Brandon Jones	WR	Oklahoma
4a	108	Vincent Fuller	S	Virginia Tech
4b	113	David Stewart	T	Mississippi State
4c	136	Roydell Williams	WR	Tulane
5a	142	Damien Nash	RB	Missouri
5b	150	Daniel Loper	T	Texas Tech
6	179	Bo Scaife	TE	Texas
7	218	Reynaldo Hill	CB	Florida

## 1999-2020 DRAFT SELECTIONS

### Draft Notes

General Manager: Floyd Reese

- 3b and 4c – awarded as compensatory selections
- 2a – Pick traded to Detroit (see 2b)
- 2b – Pick acquired from Detroit along with 2005 fourth round pick (113 overall) for the Titans second round pick (37 overall)
- 4b – Pick acquired from Detroit (see 2b)
- 5b – Pick acquired from Kansas City for DE Carlos Hall

### 2004

Rd.	Pick	Player	Pos.	College
1	27	(Traded to Houston)		
2a	40	Ben Troupe	TE	Florida
2b	42	Travis LaBoy	DE	Hawaii
2c	57	Antwan Odom	DE	Alabama
3a	71	Randy Starks	DT	Maryland
3b	92	Rich Gardner	CB	Penn State
4a	103	Bo Schobel	DE	TCU
4b	124	Michael Waddell	CB	North Carolina
5a	138	Jacob Bell	G	Miami (Ohio)
5b	159	(Traded to Houston)		
5c	165	Robert Reynolds	LB	Ohio State
6	191	Troy Fleming	RB	Tennessee
7a	230	Jared Clauss	DT	Iowa
7b	239	Eugene Amano	C	S.E. Missouri State
7c	241	Sean McHugh	TE	Penn State

### Draft Notes

General Manager: Floyd Reese

- 5c, 7b, 7c – awarded as compensatory selections
- 1 – Pick traded to Houston (see 2a)
- 2a – Pick acquired from Houston along with 2004 third round pick (71 overall), fourth round pick (103 overall) and fifth round pick (138 overall) for the Titans 2004 first round pick (27 overall) and fifth round pick (159 overall)
- 2b – Pick acquired from New York Jets for WR Justin McCarens
- 3a – Pick acquired in Houston trade (see 2a)
- 4a – Pick acquired in Houston trade (see 2a)
- 5a – Pick acquired in Houston trade (see 2a)
- 5b – Pick traded to Houston (see 2a)

### 2003

Rd.	Pick	Player	Pos.	College
1	28	Andre Woolfolk	CB	Oklahoma
2	60	Tyrone Calico	WR	Middle Tennessee State
3	93	Chris Brown	RB	Colorado
4	126	Rien Long	DT	Washington State
5a	154	Donnie Nickey	S	Ohio State
5b	164	(Traded to New England)		
6	201	(Traded to New England)		
7a	225	Todd Williams	T	Florida State
7b	243	(Traded to New England)		

### Draft Notes

General Manager: Floyd Reese

- 5a – Pick acquired from New England along with 2003 seventh round pick (225 overall) for the Titans 2003 fifth round pick (164 overall), sixth round pick (201 overall) and seventh round pick (243 overall)
- 5b – Pick traded to New England (see 5a)
- 6 – Pick traded to New England (see 5a)
- 7a – Pick acquired in New England trade (see 5a)
- 7b – Pick traded to New England (see 5a)

### 2002

Rd.	Pick	Player	Pos.	College
1a	14	(Traded to N.Y. Giants)		
1b	15	Albert Haynesworth	DT	Tennessee
2	45	Tank Williams	S	Stanford
3	77	Rocky Calmus	LB	Oklahoma
4a	110	Mike Echols	CB	Wisconsin
4b	115	Tony Beckham	CB	Wisconsin-Stout
4c	133	Rocky Boiman	LB	Notre Dame

5	151	Jake Schifino	WR	Akron
6	187	Justin Hartwig	G	Kansas
7a	225	Darrell Hill	WR	Northern Illinois
7b	240	Carlos Hall	DE	Arkansas

### Draft Notes

General Manager: Floyd Reese

- 4c – awarded as compensatory selection
- 1a – Pick traded to N.Y. Giants (see 1b)
- 1b – Pick acquired from the New York Giants along with 2002 fourth round pick (115 overall) for the Titans 2002 first round pick (14 overall)
- 4b – Pick acquired in Giants trade (see 1b)
- 7b – Pick acquired from Green Bay for DT Rod Walker

### 2001

Rd.	Pick	Player	Pos.	College
1	29	(Traded to St. Louis)		
2	60	Andre Dyson	CB	Utah
3	90	Shad Meier	TE	Kansas State
4	124	Justin McCarens	WR	Northern Illinois
5	159	Eddie Berlin	WR	Northern Iowa
6a	192	Dan Alexander	RB	Nebraska
6b	199	Adam Haayer	T	Minnesota
7a	229	(Traded to Oakland)		
7b	232	Keith Adams	LB	Clemson

### Draft Notes

General Manager: Floyd Reese

- 6b, 7b – awarded as compensatory selections
- 1 – Pick traded to St. Louis for DE Kevin Carter
- 7a – Pick traded to Oakland for C Gennaro DiNapoli

### 2000

Rd.	Pick	Player	Pos.	College
1	30	Keith Bulluck	LB	Syracuse
3a	68	Erron Kinney	TE	Florida
3b	93	Byron Frisch	DE	Brigham Young
4a	124	Bobby Myers	S	Wisconsin
4b	128	Peter Sirmon	LB	Oregon
5a	135	Aric Morris	S	Michigan State
5b	160	Frank Chamberlin	LB	Boston College
6	197	Robaire Smith	DE	Michigan State
7a	213	Mike Green	RB	Houston
7b	237	Wes Shivers	T	Mississippi State

### Draft Notes

General Manager: Floyd Reese

- 4b – awarded as compensatory selection
- 7a – Pick acquired from Chicago for LB Lemanski Hall

### 1999

Rd.	Pick	Player	Pos.	College
1	16	Jevon Kearse	DE	Florida
2a	46	(Traded to New England)		
2b	52	John Thornton	DT	West Virginia
3	81	Zach Piller	G	Florida
4a	114	Brad Ware	S	Auburn
4b	117	Donald Mitchell	CB	Southern Methodist
5	151	Kevin Daft	QB	California-Davis
6	186	Darran Hall	WR	Colorado State
7	222	Phil Glover	LB	Utah

### Draft Notes

General Manager: Floyd Reese

- 2a – Pick traded to New England (see 2b)
- 2b – Pick acquired from New England along with 1999 fourth round pick (117 overall) for Titans 1999 second round pick (46 overall)
- 4b – Pick acquired in New England trade (see 2b)





The Titans traded for Ryan Tannehill in 2019.

## TITANS TRADE HISTORY SINCE 1997

### 2020 TRADES

Trade Date/Teams	Compensation	Overall	Player Selected	Note
<b>1. March 19, 2020</b>				
Tennessee Receives:	Draft Choice:	Round 7, 2020	#237 CB Thakarius Keyes	Pick traded to Kansas City; originally from New England
Denver Receives:	Player:	DT Jurrell Casey		
<b>2. April 25, 2020 (Draft Day Trade)</b>				
Tennessee Receives:	Draft Choice:	Round 6, 2021	#237 CB Thakarius Keyes	Pick originally from New England through Denver
Kansas City Receives:	Draft Choice:	Round 7, 2020		
<b>3. Oct. 14, 2020</b>				
Tennessee Receives:	Draft Choice:	Round 6, 2021		
Jacksonville Receives:	Draft Choice:	Round 7, 2021		
	Player:	OLB Kamalei Correa		
<b>4. Nov. 2, 2020</b>				
Tennessee Receives:	Player:	CB Desmond King II		Pick originally from Jacksonville
L.A. Chargers Receive:	Draft Choice:	Round 6, 2021		

### 2019 TRADES

Trade Date/Teams	Compensation	Overall	Player Selected	Note	
<b>1. March 15, 2019</b>					
Tennessee Receives:	Player:	QB Ryan Tannehill		Pick traded to Pittsburgh	
	Draft Choice:	Round 6, 2019			#188 LB David Long
Miami Receives:	Draft Choice:	Round 7, 2019			#233 RB Chandler Cox
	Draft Choice:	Round 4, 2020	#135 G Kevin Dotson		
<b>2. April 27, 2019 (Draft Day Trade)</b>					
Tennessee Receives:	Draft Choice:	Round 4, 2019	#116 DB Amani Hooker	Pick originally from Miami through New Orleans	
	Draft Choice:	Round 5, 2019	#168 OLB D'Andre Walker		
N.Y. Jets Receive:	Draft Choice:	Round 4, 2019	#121 TE Trevon Wesco	Pick originally from New Orleans	
	Draft Choice:	Round 5, 2019	#157 LB Blake Cashman		
<b>3. August 29, 2019</b>					
Tennessee Receives:	Player:	OLB Reggie Gilbert			
Green Bay Receives:	Draft Choice:	Round 6, 2020			#208 C Jake Hanson
<b>4. August 31, 2019</b>					
Tennessee Receives:	Draft Choice:	Round 7, 2020	#224 QB Cole McDonald		
Cleveland Receives:	Player:	WR Taywan Taylor			



## TITANS TRADE HISTORY SINCE 1997

### 2018 TRADES

Trade Date/Teams	Compensation	Overall	Player Selected	Note	
<b>1. April 26, 2018 (Draft Day Trade)</b>					
Tennessee Receives:	Draft Choice:	Round 1, 2018	#22	LB Rashaan Evans	Pick originally from Kansas City through Buffalo
	Draft Choice:	Round 6, 2018	#215	C Bradley Bozeman	Pick traded back to Baltimore
Baltimore Receives:	Draft Choice:	Round 1, 2018	#25	TE Hayden Hurst	
	Draft Choice:	Round 4, 2018	#125	DB Avonte Maddox	Pick traded to Philadelphia
<b>2. April 27, 2018 (Draft Day Trade)</b>					
Tennessee Receives:	Draft Choice:	Round 2, 2018	#41	OLB Harold Landry	
Oakland Receives:	Draft Choice:	Round 2, 2018	#57	DT P.J. Hall	
	Draft Choice:	Round 3, 2018	#89	T Joseph Noteboom	Pick traded to L.A. Rams
<b>3. April 28, 2018 (Draft Day Trade)</b>					
Tennessee Receives:	Draft Choice:	Round 5, 2018	#152	DB Dane Cruikshank	
Baltimore Receives:	Draft Choice:	Round 5, 2018	#162	WR Jordan Lasley	
	Draft Choice:	Round 6, 2018	#215	C Bradley Bozeman	Pick originally from Baltimore
<b>4. August 28, 2018</b>					
Tennessee Receives:	Player:	OLB Kamalei Correa			
Baltimore Receives:	Draft Choice:	Round 6, 2019		DB Marcus Epps	Pick traded to Minnesota

### 2017 TRADES

Trade Date/Teams	Compensation	Overall	Player Selected	Note	
<b>1. April 28, 2017 (Draft Day Trade)</b>					
New England Receives:	Draft Choice:	Round 3, 2017	#83	DE Derek Rivers	
	Draft Choice:	Round 4, 2017	#124	LB Jalen Reeves-Maybin	Pick traded to Detroit
Tennessee Receives:	Draft Choice:	Round 3, 2017	#72	WR Taywan Taylor	Pick originally from Carolina
	Draft Choice:	Round 6, 2017	#200	T Adam Bisnowaty	Pick traded to N.Y. Giants; originally from Indianapolis
<b>2. April 29, 2017 (Draft Day Trade)</b>					
Philadelphia Receives:	Draft Choice:	Round 5, 2017	#164	G Isaac Asiata	Pick traded to Miami
	Draft Choice:	Round 6, 2017	#214	DT Elijah Qualls	Pick originally from Atlanta
Tennessee Receives:	Draft Choice:	Round 5, 2017	#155	LB Jayon Brown	
<b>3. April 29, 2017 (Draft Day Trade)</b>					
N.Y. Giants Receive:	Draft Choice:	Round 6, 2017	#200	T Adam Bisnowaty	Pick originally from Indianapolis through New England
Tennessee Receives:	Draft Choice:	Round 6, 2017	#207	DB Brandon Wilson	Pick traded to Cincinnati
	Draft Choice:	Round 7, 2017	#241	RB Khalfani Muhammad	
<b>4. April 29, 2017 (Draft Day Trade)</b>					
Cincinnati Receives:	Draft Choice:	Round 6, 2017	#207	DB Brandon Wilson	Pick originally from N.Y. Giants
Tennessee Receives:	Draft Choice:	Round 6, 2017	#217	OL Corey Levin	Compensatory pick
	Draft Choice:	Round 7, 2017	#227	OLB Josh Carraway	
<b>5. Sept. 1, 2017</b>					
Kansas City Receives:	Draft Choice:	Round 7, 2018	#243	DB Keion Crossen	Conditional draft choice; traded to New England
Tennessee Receives:	Player:	DE David King			

### 2016 TRADES

Trade Date/Teams	Compensation	Overall	Player Selected	Note	
<b>1. March 9, 2016</b>					
Philadelphia Receives:	Draft Choice:	Round 4, 2016	#100	QB Connor Cook	Pick traded from Philadelphia to Cleveland to Oakland
Tennessee Receives:	Player:	RB DeMarco Murray			
	Draft Choice:	Round 4, 2016	#113	LB Nick Kwiatkoski	Pick traded from Tennessee to Los Angeles to Chicago
<b>2. April 14, 2016</b>					
Los Angeles Receives:	Draft Choice:	Round 1, 2016	#1	QB Jared Goff	
	Draft Choice:	Round 4, 2016	#113	LB Nick Kwiatkoski	Pick originally from Philadelphia; traded from Los Angeles to Chicago
	Draft Choice:	Round 6, 2016	#177	TE Temarrick Hemingway	

## TITANS TRADE HISTORY SINCE 1997

Tennessee Receives:	Draft Choice:	Round 1, 2016	#15	WR Corey Coleman	Pick traded from Tennessee to Cleveland
	Draft Choice:	Round 2, 2016	#43	DL Austin Johnson	Pick originally from Philadelphia
	Draft Choice:	Round 2, 2016	#45	RB Derrick Henry	
	Draft Choice:	Round 3, 2016	#76	T Shon Coleman	Pick traded from Tennessee to Cleveland
	Draft Choice:	Round 1, 2017	#5	WR Corey Davis	
	Draft Choice:	Round 3, 2017	#100	TE Jonnu Smith	Compensatory pick

### 3. April 28, 2016 (Draft Day Trade)

Cleveland Receives:	Draft Choice:	Round 1, 2016	#15	WR Corey Coleman	Pick originally from Los Angeles
	Draft Choice:	Round 3, 2016	#76	T Shon Coleman	Pick originally from Los Angeles
	Draft Choice:	Round 2, 2017	#52	QB DeShone Kizer	
Tennessee Receives:	Draft Choice:	Round 1, 2016	#8	T Jack Conklin	Pick originally from Miami through Philadelphia
	Draft Choice:	Round 6, 2016	#176	RB Andy Janovich	Pick traded from Tennessee to Denver

### 4. April 30, 2016 (Draft Day Trade)

Denver Receives:	Draft Choice:	Round 6, 2016	#176	RB Andy Janovich	Pick originally from Cleveland
	Draft Choice:	Round 6, 2017	#203	RB De'Angelo Henderson	
Tennessee Receives:	Draft Choice:	Round 5, 2016	#157	CB LeShaun Sims	Pick originally from N.Y. Jets
	Draft Choice:	Round 7, 2016	#253	CB Kalan Reed	

### 5. Aug. 16, 2016

Tennessee Receives:	Player:	G/T Dennis Kelly			
Philadelphia Receives:	Player:	WR Dorial Green-Beckham			

## 2015 TRADES

Trade Date/Teams	Compensation	Overall	Player Selected	Note	
<b>1. May 1, 2015 (Draft Day Trade)</b>					
New York Giants Receive:	Draft Choice:	Round 2, 2015	#33	S Landon Collins	
Tennessee Receives:	Draft Choice:	Round 2, 2015	#40	WR Dorial Green-Beckham	
	Draft Choice:	Round 4, 2015	#108	FB Jalston Fowler	
	Draft Choice:	Round 7, 2015	#245	WR Tre McBride	Pick originally from Denver
<b>2. Sept. 4, 2015</b>					
Atlanta Receives:	Player:	G Andy Levitre			
Tennessee Receives:	Draft Choice:	Round 6, 2016	#193	G Sebastian Tretola	
	Draft Choice:	Round 6, 2017	#214	DT Elijah Qualls	Pick traded to Philadelphia
<b>3. Sept. 6, 2015</b>					
Cleveland Receives:	Draft Choice:	Conditional 2016 Pick	(none)	Conditions not met for Cleveland to receive pick	
Tennessee Receives:	Player:	RB Terrance West			

## 2014 TRADES

Trade Date/Teams	Compensation	Overall	Player Selected	Note	
<b>1. May 9, 2014 (Draft Day Trade)</b>					
Philadelphia Receives:	Draft Choice:	Round 2, 2014	#42	WR Jordan Matthews	
Tennessee Receives:	Draft Choice:	Round 2, 2014	#54	RB Bishop Sankey	
	Draft Choice:	Round 4, 2014	#122	DB Marqueston Huff	
<b>2. May 10, 2014 (Draft Day Trade)</b>					
Washington Receives:	Draft Choice:	Round 6, 2014	#186	RB Lache Seastrunk	
	Draft Choice:	Round 7, 2014	#228	K Zach Hocker	
Tennessee Receives:	Draft Choice:	Round 6, 2014	#178	QB Zach Mettenberger	
<b>3. Aug. 30, 2014</b>					
Dallas Receives:	Player:	DE Lavar Edwards			
Tennessee Receives:	Draft Choice:	Conditional 2015 Pick	(none)	Conditions not met for Tennessee to receive pick	
<b>4. Oct. 22, 2014</b>					
New England Receives:	Player:	LB Akeem Ayers			
	Draft Choice:	Round 7, 2015	#219	ILB Hayes Pullard	Pick by Cleveland after trade from New England
Tennessee Receives:	Draft Choice:	Round 6, 2015	#208	C Andy Gallik	

## TITANS TRADE HISTORY SINCE 1997

### 2013 TRADES

Trade Date/Teams	Compensation	Overall	Player Selected	Note
<b>1. April 26, 2013 (Draft Day Trade)</b>				
San Francisco Receives:	Draft Choice:	Round 2, 2013	#40	DE Cornelius Carradine
	Draft Choice:	Round 7, 2013	#216	WR Charles Johnson
	Draft Choice:	Round 3, 2014	#77	LB Chris Borland
Tennessee Receives:	Draft Choice:	Round 2, 2013	#34	WR Justin Hunter

### 2012 TRADES

Trade Date/Teams	Compensation	Overall	Player Selected	Note
<b>1. April 28, 2012 (Draft Day Trade)</b>				
Miami Receives:	Draft Choice:	Round 5, 2012	#155	LB Josh Kaddu
	Draft Choice:	Round 7, 2012	#227	WR Rishard Matthews
Tennessee Receives	Draft Choice:	Round 5, 2012	#145	TE Taylor Thompson
<b>2. April 28, 2012 (Draft Day Trade)</b>				
Minnesota Receives:	Draft Choice:	Round 6, 2013	#176	T David Quessenberry
				Pick by Houston after trade from MIN to AZ to OAK to HOU
Tennessee Receives:	Draft Choice:	Round 7, 2012	#211	DE Scott Solomon

### 2011 TRADES

Trade Date/Teams	Compensation	Overall	Player Selected	Note
<b>1. Sept. 3, 2011</b>				
Green Bay Receives:	Draft Choice:	Conditional 2012 Pick	(none)	Conditions not met for Green Bay to receive pick
Tennessee Receives:	Player:	FB Quinn Johnson		

### 2010 TRADES

Trade Date/Teams	Compensation	Overall	Player Selected	Note
<b>1. April 24, 2010 (Draft Day Trade)</b>				
Seattle Receives:	Draft Choice:	Round 4, 2010	#111	DB Walter Thurmond
	Draft Choice:	Round 6, 2010	#185	TE Anthony McCoy
	Player:	RB LenDale White		
	Player:	DT Kevin Vickerson		
Tennessee Receives:	Draft Choice:	Round 4, 2010	#104	CB Alterraun Verner
	Draft Choice:	Round 6, 2010	#176	QB Rusty Smith

### 2009 TRADES

Trade Date/Teams	Compensation	Overall	Player Selected	Note
<b>1. April 26, 2009 (Draft Day)</b>				
New England Receives:	Draft Choice:	Round 2, 2010	#47	LB Daryl Washington
Tennessee Receives:	Draft Choice:	Round 3, 2009	#89	TE Jared Cook

### 2008 TRADES

Trade Date/Teams	Compensation	Overall	Player Selected	Note
<b>1. April 26, 2008 (Draft Day)</b>				
Dallas Receives:	Player:	CB Pacman Jones		
	Draft Choice:	Round 5, 2009	#166	DB Michael Hamlin
Tennessee Receives:	Draft Choice:	Round 4, 2008	#126	WR Lavelle Hawkins
<b>2. April 27, 2008 (Draft Day)</b>				
Washington Receives:	Draft Choices:	Round 4, 2008	#124	CB Justin Tryon
	Draft Choice:	Round 5, 2008	#157	G Roy Schuening
Tennessee Receives:	Draft Choice:	Round 4, 2008	#103	DE William Hayes
				Pick later traded to St. Louis
				Pick originally from Atlanta

## TITANS TRADE HISTORY SINCE 1997

### 2007 TRADES

Trade Date/Teams	Compensation	Overall	Player Selected	Note
<b>1. Sept. 11, 2007</b>				
Seattle Receives:	Draft Choice:	Round 6, 2008	#189	LS Tyler Schmitt
Tennessee Receives:	Player:	DE Bryce Fisher		

### 2006 TRADES

Trade Date/Teams	Compensation	Overall	Player Selected	Note
<b>1. April 29, 2006 (Draft Day)</b>				
Philadelphia Receives:	Draft Choice:	Round 2, 2006	#39	T Winston Justice
Tennessee Receives:	Draft Choice:	Round 2, 2006	#45	RB LenDale White
	Draft Choice:	Round 4, 2006	#116	LB Stephen Tulloch
<b>2. April 30, 2006 (Draft Day)</b>				
Indianapolis Receives:	Draft Choice:	Round 7, 2006	#238	CB T.J. Rushing
Tennessee Receives:	Draft Choice:	Round 6, 2007	#206	CB Ryan Smith
				Pick originally obtained from Ind. for Rocky Calmus
<b>3. June 9, 2006</b>				
Baltimore Receives:	Player:	QB Steve McNair		
Tennessee Receives:	Draft Choice:	Round 4, 2007	#128	WR Chris Davis
<b>4. Sept. 20, 2006</b>				
San Diego Receives:	Player:	QB Billy Volek		
Tennessee Receives:	Draft Choice:	Round 6, 2007	#204	DE Jacob Ford

### 2005 TRADES

Trade Date/Teams	Compensation	Overall	Player Selected	Note
<b>1. April 6, 2005</b>				
Kansas City Receives:	Player:	DE Carlos Hall		
Tennessee Receives:	Draft Choice:	Round 5, 2005	#150	T Daniel Loper
<b>2. April 23, 2005 (Draft Day)</b>				
Detroit Receives:	Draft Choice:	Round 2, 2005	#37	DE Shaun Cody
Tennessee Receives:	Draft Choice:	Round 2, 2005	#41	T Michael Roos
	Draft Choice:	Round 4, 2005	#113	T David Stewart
<b>3. July 19, 2005</b>				
Buffalo Receives:	Draft Choice:	Round 3, 2006	#70	CB Ashton Youboty
Tennessee Receives:	Player:	RB Travis Henry		
<b>4. Sept. 3, 2005</b>				
Indianapolis Receives:	Player:	LB Rocky Calmus		
Tennessee Receives:	Draft Choice:	Round 7, 2006	#238	CB T.J. Rushing
				Pick traded back to Ind. on April 30, 2006

### 2004 TRADES

Trade Date/Teams	Compensation	Overall	Player Selected	Note
<b>1. March 8, 2004</b>				
New York Jets Receive:	Player:	WR Justin McCareins		
Tennessee Receives:	Draft Choice:	Round 2, 2004	#42	DE Travis LaBoy
<b>2. April 24, 2004 (Draft Day)</b>				
Houston Receives:	Draft Choice:	Round 1, 2004	#27	DE Jason Babin
	Draft Choice:	Round 5, 2004	#159	T Sean Bubin
Tennessee Receives:	Draft Choice:	Round 2, 2004	#40	TE Ben Troupe
	Draft Choice:	Round 3, 2004	#71	DT Randy Starks
	Draft Choice:	Round 4, 2004	#103	DE Bo Schobel
	Draft Choice:	Round 5, 2004	#138	G Jacob Bell
				Pick later traded to Jacksonville

## TITANS TRADE HISTORY SINCE 1997

### 2003 TRADES

Trade Date/Teams	Compensation	Overall	Player Selected	Note	
<b>1. April 27, 2003 (Draft Day)</b>					
New England Receives:	Draft Choice:	Round 5, 2003	#164	C Dan Koppen	
	Draft Choice:	Round 6, 2003	#201	QB Kliff Kingsbury	
	Draft Choice:	Round 7, 2003	#243	DT Ethan Kelley	
Tennessee Receives:	Draft Choice:	Round 5, 2003	#154	S Donnie Nickey	Pick originally from Houston
	Draft Choice:	Round 7, 2003	#225	T Todd Williams	Pick originally from St. Louis

### 2002 TRADES

Trade Date/Teams	Compensation	Overall	Player Selected	Note
<b>1. April 20, 2002 (Draft Day)</b>				
N.Y. Giants Receive:	Draft Choice:	Round 1, 2002	#14	TE Jeremy Shockey
Tennessee Receives:	Draft Choice:	Round 1, 2002	#15	DT Albert Haynesworth
	Draft Choice:	Round 4, 2002	#115	CB Tony Beckham

### 2001 TRADES

Trade Date/Teams	Compensation	Overall	Player Selected	Note
<b>1. April 4, 2001</b>				
St. Louis Receives:	Draft Choice:	Round 1, 2001	#29	DT Ryan Pickett
Tennessee Receives:	Player:	DE Kevin Carter		
<b>2. Sept. 2, 2001</b>				
Green Bay Receives:	Player:	DT Rod Walker		
Tennessee Receives:	Draft Choice:	Round 7, 2002	#240	DE Carlos Hall
<b>3. Sept. 2, 2001</b>				
Carolina Receives:	Player:	S Perry Phenix		
Tennessee Receives:	Draft Choice:	Conditional Future Pick	(none)	Conditions not met for Tennessee to receive pick

### 2000 TRADES

Trade Date/Teams	Compensation	Overall	Player Selected	Note
<b>1. April 15, 2000 (Draft Day)</b>				
Philadelphia Receives:	Draft Choice:	Round 2, 2000	#61	G Bobby Williams
Tennessee Receives:	Draft Choice:	Round 3, 2000	#68	TE Erron Kinney
	Draft Choice:	Round 5, 2000	#135	S Aric Morris
<b>2. Aug. 27, 2000</b>				
Oakland Receives:	Draft Choice:	Round 7, 2001	#229	WR Ken-Yon Rambo
Tennessee Receives:	Player:	C Gennaro DiNapoli		

### 1999 TRADES

Trade Date/Teams	Compensation	Overall	Player Selected	Note
<b>1. April 17, 1999 (Draft Day)</b>				
New England Receives:	Draft Choice:	Round 2, 1999	#46	RB Kevin Faulk
Tennessee Receives:	Draft Choice:	Round 2, 1999	#52	DT John Thornton
	Draft Choice:	Round 4, 1999	#117	CB Donald Mitchell

### 1998 TRADES

Trade Date/Teams	Compensation	Overall	Player Selected	Note
<b>1. Sept. 1, 1998</b>				
Chicago Receives:	Player:	LB Lemanski Hall		
Tennessee Receives:	Draft Choice:	Round 7, 2000	#213	RB Mike Green



## TITANS TRADE HISTORY SINCE 1997

### 1997 TRADES

Trade Date/Teams	Compensation	Overall	Player Selected	Note
<b>1. Feb. 24, 1997</b>				
Atlanta Receives:	Player:		QB Chris Chandler	
Tennessee Receives:	Draft Choice:	Round 4, 1997	#98 WR Derrick Mason	
	Draft Choice:	Round 6, 1997	#165 TE Nicky Savoie	Pick later traded to New Orleans
<b>2. April 19, 1997 (Draft Day)</b>				
Kansas City Receives:	Draft Choice:	Round 1, 1997	#13 TE Tony Gonzalez	
	Draft Choice:	Round 4, 1997	#110 QB Pat Barnes	
Tennessee Receives:	Draft Choice:	Round 1, 1997	#18 DE Kenny Holmes	
	Draft Choice:	Round 3, 1997	#81 T Scott Sanderson	
	Draft Choice:	Round 4, 1997	#116 WR Keith Poole	Pick later traded to New Orleans
	Draft Choice:	Round 6, 1997	#181 LB Dennis Stallings	
<b>3. April 20, 1997 (Draft Day)</b>				
New Orleans Receives:	Draft Choice:	Round 4, 1997	#116 WR Keith Poole	Pick originally from Kansas City
	Draft Choice:	Round 6, 1997	#165 TE Nicky Savoie	Pick originally from Atlanta
Tennessee Receives:	Draft Choice:	Round 4, 1997	#107 DE Pratt Lyons	

## RECENT VETERAN FREE AGENCY HISTORY

### 2020

#### Players Signed (7)

OLB Vic Beasley, Jr. (Atlanta)  
 DB Ibraheim Campbell (Green Bay)  
 DL Jack Crawford (Atlanta)  
 LB Nick Dzubnar (L.A. Chargers)  
 CB Johnathan Joseph (Houston)  
 RB Seniorise Perry (Buffalo)  
 T Ty Sambrailo (Atlanta)

#### Players Lost (6)

T Jack Conklin (Cleveland)  
 WR Darius Jennings (L.A. Chargers)  
 DL Austin Johnson (N.Y. Giants)  
 QB Marcus Mariota (Las Vegas)  
 WR Tajaé Sharpe (Minnesota)  
 CB LeShaun Sims (Cincinnati)

### 2019

#### Players Signed (4)

WR Adam Humphries (Tampa Bay)  
 G Rodger Saffold (L.A. Rams)  
 DL Brent Urban (Baltimore)  
 OLB Cameron Wake (Miami)

#### Players Lost (2)

TE Luke Stocker (Atlanta)  
 G Quinton Spain (Buffalo)

### 2018

#### Players Signed (10)

CB Malcolm Butler (New England)  
 WR Michael Campanaro (Baltimore)  
 LB Will Compton (Washington)  
 QB Blaine Gabbert (Arizona)  
 RB Dion Lewis (New England)  
 S Kendrick Lewis (Baltimore)  
 DL Bennie Logan (Kansas City)  
 G Kevin Pamphile (Tampa Bay)  
 OL Xavier Su'a-Filo (Houston)  
 WR Nick Williams (Atlanta)

#### Players Lost (3)

DB Curtis Riley (N.Y. Giants)  
 QB Brandon Weeden (Houston)  
 LB Avery Williamson (N.Y. Jets)

### 2017

#### Players Signed (8)

LB Daren Bates (Oakland)  
 S Johnathan Cyprien (Jacksonville)  
 CB Demontre Hurst (Chicago)  
 OL Tim Lelito (New Orleans)  
 CB Logan Ryan (New England)  
 S Brynden Trawick (Oakland)  
 KR/WR Eric Weems (Atlanta)  
 NT Sylvester Williams (Denver)

#### Players Lost (9)

LB David Bass (Seattle)  
 T/G Byron Bell (Dallas)  
 CB Valentino Blake (N.Y. Giants)  
 TE Anthony Fasano (Miami)  
 C/G Brian Schwenke (Indianapolis)  
 LB Sean Spence (Indianapolis)  
 S Daimion Stafford (Pittsburgh)  
 G Chance Warmack (Philadelphia)  
 WR Kendall Wright (Chicago)

### 2016

#### Players Signed (7)

CB Brice McCain (Miami)  
 C Ben Jones (Houston)  
 QB Matt Cassel (Dallas)  
 WR Rishard Matthews (Miami)  
 LB Sean Spence (Pittsburgh)  
 CB Antwon Blake (Pittsburgh)  
 S Rashad Johnson (Arizona)

#### Players Lost (5)

LB Zach Brown (Buffalo)  
 FB Steven Johnson (Pittsburgh)  
 OL Joe Looney (Dallas)  
 DT Mike Martin (Philadelphia)  
 CB Coty Sensabaugh (Los Angeles)

### 2015

#### Players Signed (7)

T Byron Bell (Carolina)  
 CB Perrish Cox (San Francisco)  
 WR Harry Douglas (Atlanta)  
 TE Anthony Fasano (Kansas City)  
 WR Hakeem Nicks (Indianapolis)  
 OLB Brian Orakpo (Washington)

S Da'Norris Searcy (Buffalo)

#### Players Lost (3)

CB Brandon Ghee (Cincinnati)  
 FB Collin Mooney (Atlanta)  
 WR Nate Washington (Houston)

### 2014

#### Players Signed (8)

RB Dexter McCluster (Kansas City)  
 DL Al Woods (Pittsburgh)  
 QB Charlie Whitehurst (San Diego)  
 LB Wesley Woodyard (Denver)  
 T Michael Oher (Baltimore)  
 LB Shaun Phillips (Denver)  
 G/C Eric Olsen (Pittsburgh)  
 WR Brian Robiskie (Atlanta)

#### Players Lost (4)

CB Alterraun Verner (Tampa Bay)  
 WR Damian Williams (Miami)  
 WR Kenny Britt (St. Louis)  
 QB Rusty Smith (N.Y. Giants)

### 2013

#### Players Signed (14)

S George Wilson (Buffalo)  
 LB Moise Fokou (Indianapolis)  
 RB Shonn Greene (N.Y. Jets)  
 DT Sammie Hill (Detroit)  
 G Andy Levitre (Buffalo)  
 TE Delanie Walker (San Francisco)  
 G/C Rob Turner (St. Louis)  
 QB Ryan Fitzpatrick (Buffalo)  
 S Bernard Pollard (Baltimore)  
 DE Ropati Pitoitua (Kansas City)  
 WR Kevin Walter (Houston)  
 C/G Chris Spencer (Chicago)  
 RB Jalen Parmele (Jacksonville)  
 DT Antonio Johnson (Indianapolis)

#### Players Lost (5)

TE Jared Cook (St. Louis)  
 LB Zac Diles (Kansas City)  
 G Leroy Harris (Detroit)  
 DT Sen'Derrick Marks (Jacksonville)  
 DE Jarius Wynn (San Diego)

## RECENT VETERAN FREE AGENCY HISTORY

### 2012

#### Players Signed (7)

G Steve Hutchinson (Minnesota)  
 DE Kamerion Wimbley (Oakland)  
 DE Leger Douzable (Jacksonville)  
 LB Zac Diles (Indianapolis)  
 G Kyle DeVan (Philadelphia)  
 C Jon Cooper (Minnesota)  
 S Aaron Francisco (Detroit)

#### Players Lost (6)

WR Donnie Avery (Indianapolis)  
 CB Cortland Finnegan (St. Louis)  
 S Chris Hope (Atlanta)  
 DE William Hayes (St. Louis)  
 DE Jason Jones (Seattle)  
 LB Barrett Ruud (Seattle)

### 2011

#### Players Signed (11)

QB Matt Hasselbeck (Seattle)  
 DT Shaun Smith (Kansas City)  
 TE Daniel Graham (Denver)  
 LB Barrett Ruud (Tampa Bay)  
 CB Frank Walker (Minnesota)  
 S Jordan Babineaux (Seattle)  
 T Pat McQuistan (Miami)  
 S Anthony Smith (Green Bay)  
 T Adam Terry (Jacksonville)  
 RB Kestahn Moore (Washington)  
 WR Kevin Curtis (Kansas City)

#### Players Lost (4)

DE Jason Babin (Philadelphia)  
 QB Kerry Collins (Indianapolis)  
 LB Stephen Tulloch (Detroit)  
 TE Bo Scaife (Cincinnati)

### 2010

#### Players Signed (6)

LB Will Witherspoon (Philadelphia)  
 P/K Ricky Schmitt (San Francisco)  
 DE Jason Babin (Philadelphia)  
 CB Tye Hill (Atlanta)  
 QB Chris Simms (Denver)  
 TE Sean Ryan (Washington)

#### Players Lost (2)

DE Kyle Vanden Bosch (Detroit)  
 TE Alge Crumpler (New England)

### 2009

#### Players Signed (5)

CB DeMarcus Faggins (Houston)  
 DT Jovan Haye (Tampa Bay)  
 WR Mark Jones (Carolina)  
 QB Patrick Ramsey (Denver)  
 WR Nate Washington (Pittsburgh)

#### Players Lost (6)

CB Chris Carr (Baltimore)  
 DT Albert Haynesworth (Washington)  
 WR Brandon Jones (San Francisco)  
 CB Eric King (Detroit)  
 T Daniel Loper (Detroit)  
 QB Chris Simms (Denver)

### 2008

#### Players Signed (7)

TE Dwayne Blakley (Atlanta)  
 CB Chris Carr (RFA-Oakland)  
 TE Alge Crumpler (Atlanta)  
 DE Jevon Kearse (Philadelphia)  
 WR Justin McCareins (N.Y. Jets)  
 OT Jake Scott (Indianapolis)  
 LB Josh Stamer (Buffalo)

#### Players Lost (8)

G Jacob Bell (St. Louis)  
 RB Chris Brown (Houston)  
 LB Gilbert Gardner (Detroit)  
 TE Ben Hartssock (Atlanta)  
 DE Travis LaBoy (Arizona)  
 DE Antwan Odom (Cincinnati)  
 DT Randy Starks (Miami)  
 TE Ben Troupe (Tampa Bay)

### 2007

#### Players Signed (6)

LB Ryan Fowler (RFA-Dallas)  
 WR Justin Gage (Chicago)  
 CB Nick Harper (Indianapolis)  
 CB Kelly Herndon (Seattle)  
 QB Tim Rattay (Tampa Bay)  
 S Bryan Scott (New Orleans)

#### Players Lost (3)

WR Drew Bennett (St. Louis)  
 DT Robaire Smith (Cleveland)  
 WR Bobby Wade (Minnesota)

### 2006

#### Players Signed (4)

WR David Givens (New England)  
 S Chris Hope (Pittsburgh)  
 C Kevin Mawae (N.Y. Jets)  
 LB David Thornton (Indianapolis)

#### Players Lost (4)

LB Rocky Boiman (Dallas)  
 C Justin Hartwig (Carolina)  
 LB Brad Kassell (N.Y. Jets)  
 S Tank Williams (Minnesota)

### 2005

#### Players Signed (1)

DE Kyle Vanden Bosch (Arizona)

#### Players Lost (4)

RB Antowain Smith (New Orleans)  
 WR Eddie Berlin (Chicago)  
 CB Andre Dyson (Seattle)  
 TE Shad Meier (New Orleans)

### 2004

#### Players Signed (0)

#### Players Lost (2)

DE Jevon Kearse (Philadelphia)  
 DT Robaire Smith (Houston)

### 2003

#### Players Signed (0)

#### Players Lost (5)

WR Kevin Dyson (Carolina)  
 DT John Thornton (Cincinnati)

CB Dainon Sidney (Buffalo)  
 CB Donald Mitchell (Dallas)  
 S Rich Coady (Indianapolis)

### 2002

#### Players Signed (4)

S Lance Schulters (San Francisco)  
 FB Greg Comella (N.Y. Giants)  
 C Jeff Smith (Jacksonville)  
 RB Robert Holcombe (St. Louis)

#### Players Lost (4)

DT Jason Fisk (San Diego)  
 DT Josh Evans (N.Y. Jets)  
 LB Greg Favors (Indianapolis)  
 C Kevin Long (Jacksonville)

### 2001

#### Players Signed (2)

K Joe Nedney (Carolina)  
 CB DeRon Jenkins (San Diego)

#### Players Lost (2)

DE Kenny Holmes (N.Y. Giants)  
 CB Denard Walker (Denver)

### 2000

#### Players Signed (2)

LB Randall Godfrey (Dallas)  
 T Fred Miller (St. Louis)

#### Players Lost (5)

LB Joe Bowden (Dallas)  
 LB Doug Colman (Oakland)  
 S Anthony Dorsett (Oakland)  
 TE Jackie Harris (Dallas)  
 T Jon Runyan (Philadelphia)

### 1999

#### Players Signed (5)

DT Jason Fisk (Minnesota)  
 DT Mike Jones (New England)  
 FB Lorenzo Neal (Tampa Bay)  
 QB Neil O'Donnell (Cincinnati)  
 DE Mike Frederick (Jets)

#### Players Lost (3)

DE Anthony Cook (Washington)  
 C Mark Stepnoksi (Dallas)  
 DT Gary Walker (Jacksonville)

### 1998

#### Players Signed (3)

TE Jackie Harris (Tampa Bay)  
 P Craig Hentrich (Green Bay)  
 WR Yancey Thigpen (Pittsburgh)

#### Players Lost (1)

G Kevin Donnalley (Miami)

### 1997

#### Players Signed (2)

QB Dave Krieg (Chicago)  
 LB Lonnie Marts (Tampa Bay)

#### Players Lost (2)

LB Michael Barrow (Carolina)  
 CB Cris Dishman (Washington)

**ALL-TIME HEAD COACHES SUMMARY**

COACH	YEARS	WON	LOST	TIED	PCT.	PTS.	ALLOWED
Lou Rymkus*	1960-61	12	7	1	.625	546	414
Wally Lemm	1961, 1966-70	38	40	4	.487	1,785	1,702
Frank "Pop" Ivy	1962-63	17	12	0	.586	706	662
Sammy Baugh	1964	4	10	0	.285	310	355
Hugh "Bones" Taylor	1965	4	10	0	.285	298	429
Ed Hughes	1971	4	9	1	.321	251	330
Bill Peterson**	1972-73	1	18	0	.052	241	553
Sid Gillman	1973-74	8	15	0	.347	358	556
O.A. "Bum" Phillips	1975-80	59	38	0	.608	1,857	1,741
Ed Biles***	1981-83	8	23	0	.258	526	774
Chuck Studley	1983	2	8	0	.200	179	286
Hugh Campbell****	1984-85	8	22	0	.266	487	787
Jerry Glanville	1985-89	35	35	0	.500	1,535	1,637
Jack Pardee#	1990-94	44	35	0	.556	1,771	1,418
Jeff Fisher	1994-2010	147	126	0	.538	5,872	5,719
Mike Munchak	2011-13	22	26	0	.458	1,017	1,069
Ken Whisenhunt##	2014-15	3	20	0	.130	379	597
Mike Mularkey	2015-17	21	22	0	.488	925	1,054
Mike Vrabel	2018-20	28	18	0	.609	1,108	979
<b>TOTALS</b>	<b>1960-2020</b>	<b>464</b>	<b>494</b>	<b>6</b>	<b>.484</b>	<b>20,106</b>	<b>21,036</b>

(includes postseason)

\* Released after five games in 1961  
 \*\* Released after five games in 1973

\*\*\* Resigned after six games in 1983  
 \*\*\*\* Released after 14 games in 1985

# Released after 10 games in 1994  
 ## Released after seven games in 2015



Mike Vrabel was hired as head coach in January 2018.



## ALL-TIME STARTING QUARTERBACK SUMMARY (REGULAR SEASON)

Quarterback	Seasons	Wins	Losses	Ties	Pct.	Quarterback	Seasons	Wins	Losses	Ties	Pct.
George Blanda	1960-66	44	38	0	.537	Billy Joe Tolliver	1994	0	7	0	.000
Jacky Lee	1960-67	4	5	1	.450	Bucky Richardson	1992-94	1	3	0	.250
Don Trull	1964-69	4	9	2	.333	Chris Chandler	1995-96	11	14	0	.440
Buddy Humphrey	1966	0	1	0	.000	Steve McNair	1995-05	76	55	0	.580
Pete Beathard	1967-69	15	11	0	.577	Neil O'Donnell	1999-03	6	2	0	.750
Bob Davis	1967-69	3	2	1	.583	Billy Volek	2000-06	3	7	0	.300
Charley Johnson	1970-71	3	11	0	.214	Matt Mauck	2005	0	1	0	.000
Jerry Rhome	1970	0	3	1	.125	Vince Young	2006-10	30	17	0	.638
Dan Pastorini	1971-79	53	54	0	.495	Kerry Collins	2006-10	15	17	0	.469
Lynn Dickey	1971-74	2	7	1	.250	Rusty Smith	2010-11	0	1	0	.000
Kent Nix	1972	0	2	0	.000	Matt Hasselbeck	2011-12	11	10	0	.524
John Hadl	1976-77	1	5	0	.167	Jake Locker	2011-14	9	14	0	.391
Gifford Nielsen	1978-83	3	11	0	.214	Ryan Fitzpatrick	2013	3	6	0	.333
Ken Stabler	1980-81	16	12	0	.571	Charlie Whitehurst	2014	1	4	0	.200
John Reaves	1981	1	1	0	.500	Zach Mettenberger	2014-15	0	10	0	.000
Archie Manning	1982-83	0	8	0	.000	Marcus Mariota	2015-19	29	32	0	.475
Oliver Luck	1982-86	3	6	0	.333	Matt Cassel	2016-17	1	1	0	.500
Warren Moon	1984-93	70	69	0	.504	Blaine Gabbert	2018	2	1	0	.667
Brent Pease	1987-88	2	1	0	.667	Ryan Tannehill	2019-20	15	6	0	.714
Cody Carlson	1987-94	11	8	0	.579						

## YEAR-BY-YEAR STARTING QUARTERBACKS SINCE 1999

### 2020 (8-3)

Date	W-L	Opponent	Starter
Sept. 14	W	Denver	Tannehill
Sept. 20	W	Jacksonville	Tannehill
Sept. 27	W	Minnesota	Tannehill
Oct. 13	W	Buffalo	Tannehill
Oct. 18	W	Houston	Tannehill
Oct. 25	L	Pittsburgh	Tannehill
Nov. 1	L	Cincinnati	Tannehill
Nov. 8	W	Chicago	Tannehill
Nov. 12	L	Indianapolis	Tannehill
Nov. 22	W	Baltimore	Tannehill
Nov. 29	W	Indianapolis	Tannehill

### Tannehill (8-3)

### 2019 (9-7)

Date	W-L	Opponent	Starter
Sept. 8	W	Cleveland	Mariota
Sept. 15	L	Indianapolis	Mariota
Sept. 19	L	Jacksonville	Mariota
Sept. 29	W	Atlanta	Mariota
Oct. 6	L	Buffalo	Mariota
Oct. 13	L	Denver	Mariota
Oct. 20	W	L.A. Chargers	Tannehill
Oct. 27	W	Tampa Bay	Tannehill
Nov. 3	L	Carolina	Tannehill
Nov. 10	W	Kansas City	Tannehill
Nov. 24	W	Jacksonville	Tannehill
Dec. 1	W	Indianapolis	Tannehill
Dec. 8	W	Oakland	Tannehill
Dec. 15	L	Houston	Tannehill
Dec. 22	L	New Orleans	Tannehill
Dec. 30	W	Houston	Tannehill

### Wild Card

Jan. 4 W New England Tannehill

### Divisional

Jan. 11 W Baltimore Tannehill

### AFC Championship

Jan. 19 L Kansas City Tannehill

### Mariota (2-4), Tannehill (7-3, 2-1)

### 2018 (9-7)

Date	W-L	Opponent	Starter
Sept. 9	L	Miami	Mariota
Sept. 16	W	Houston	Gabbert

Sept. 23	W	Jacksonville	Gabbert
Sept. 30	W	Philadelphia	Mariota
Oct. 7	L	Buffalo	Mariota
Oct. 14	L	Baltimore	Mariota
Oct. 21	L	L.A. Chargers	Mariota
Nov. 5	W	Dallas	Mariota
Nov. 11	W	New England	Mariota
Nov. 18	L	Indianapolis	Mariota
Nov. 26	L	Houston	Mariota
Dec. 2	W	N.Y. Jets	Mariota
Dec. 6	W	Jacksonville	Mariota
Dec. 16	W	N.Y. Giants	Mariota
Dec. 22	W	Washington	Mariota
Dec. 30	L	Indianapolis	Gabbert

### Mariota (7-6), Gabbert (2-1)

### 2017 (9-7)

Date	W-L	Opponent	Starter
Sept. 10	L	Oakland	Mariota
Sept. 17	W	Jacksonville	Mariota
Sept. 24	W	Seattle	Mariota
Oct. 1	L	Houston	Mariota
Oct. 8	L	Miami	Cassel
Oct. 16	W	Indianapolis	Mariota
Oct. 22	W	Cleveland	Mariota
Nov. 5	W	Baltimore	Mariota
Nov. 12	W	Cincinnati	Mariota
Nov. 16	L	Pittsburgh	Mariota
Nov. 26	W	Indianapolis	Mariota
Dec. 3	W	Houston	Mariota
Dec. 10	L	Arizona	Mariota
Dec. 17	L	San Francisco	Mariota
Dec. 24	L	Los Angeles Rams	Mariota
Dec. 31	W	Jacksonville	Mariota

### Wild Card

Jan. 6 W Kansas City Mariota

### Divisional

Jan. 13 L New England Mariota

### Mariota (9-6, 1-1), Cassel (0-1)

### 2016 (9-7)

Date	W-L	Opponent	Starter
Sept. 11	L	Minnesota	Mariota
Sept. 18	W	at Detroit	Mariota
Sept. 25	L	Oakland	Mariota

Oct. 2	L	at Houston	Mariota
Oct. 9	W	at Miami	Mariota
Oct. 16	W	Cleveland	Mariota
Oct. 23	L	Indianapolis	Mariota
Oct. 27	W	Jacksonville	Mariota
Nov. 6	L	at San Diego	Mariota
Nov. 13	W	Green Bay	Mariota
Nov. 20	L	at Indianapolis	Mariota
Nov. 27	W	at Chicago	Mariota
Dec. 11	W	Denver	Mariota
Dec. 18	W	at Kansas City	Mariota
Dec. 24	L	at Jacksonville	Mariota
Jan. 1	W	Houston	Cassel

### Mariota (8-7), Cassel (1-0)

### 2015 (3-13)

Date	W-L	Opponent	Starter
Sept. 13	W	at Tampa Bay	Mariota
Sept. 20	L	at Cleveland	Mariota
Sept. 27	L	Indianapolis	Mariota
Oct. 11	L	Buffalo	Mariota
Oct. 18	L	Miami	Mariota
Oct. 25	L	Atlanta	Mettenberger
Nov. 1	L	at Houston	Mettenberger
Nov. 8	W	at New Orleans	Mariota
Nov. 15	L	Carolina	Mariota
Nov. 19	L	at Jacksonville	Mariota
Nov. 29	L	Oakland	Mariota
Dec. 6	W	Jacksonville	Mariota
Dec. 13	L	at N.Y. Jets	Mariota
Dec. 20	L	at New England	Mariota
Dec. 27	L	Houston	Mettenberger
Jan. 3	L	at Indianapolis	Mettenberger

### Mariota (3-9), Mettenberger (0-4)

### 2014 (2-14)

Date	W-L	Opponent	Starter
Sept. 7	W	at Kansas City	Locker
Sept. 14	L	Dallas	Locker
Sept. 21	L	at Cincinnati	Locker
Sept. 28	L	at Indianapolis	Whitehurst
Oct. 5	L	Cleveland	Locker
Oct. 12	W	Jacksonville	Whitehurst
Oct. 19	L	at Washington	Whitehurst
Oct. 26	L	Houston	Mettenberger

## YEAR-BY-YEAR STARTING QUARTERBACKS SINCE 1999

Nov. 9	L	at Baltimore	Mettenberger
Nov. 17	L	Pittsburgh	Mettenberger
Nov. 23	L	at Philadelphia	Mettenberger
Nov. 30	L	at Houston	Mettenberger
Dec. 7	L	N.Y. Giants	Mettenberger
Dec. 14	L	N.Y. Jets	Locker
Dec. 18	L	at Jacksonville	Whitehurst
Dec. 28	L	Indianapolis	Whitehurst

**Locker (1-4), Whitehurst (1-4), Mettenberger (0-6)**

### 2013 (7-9)

Date	W-L	Opponent	Starter
Sept. 8	W	at Pittsburgh	Locker
Sept. 15	L	at Houston	Locker
Sept. 22	W	San Diego	Locker
Sept. 29	W	N.Y. Jets	Locker
Oct. 6	L	Kansas City	Fitzpatrick
Oct. 13	L	at Seattle	Fitzpatrick
Oct. 20	L	San Francisco	Locker
Nov. 3	W	at St. Louis	Locker
Nov. 10	L	Jacksonville	Locker
Nov. 14	L	Indianapolis	Fitzpatrick
Nov. 24	W	at Oakland	Fitzpatrick
Dec. 1	L	at Indianapolis	Fitzpatrick
Dec. 8	L	at Denver	Fitzpatrick
Dec. 15	L	Arizona	Fitzpatrick
Dec. 22	W	at Jacksonville	Fitzpatrick
Dec. 29	W	Houston	Fitzpatrick

**Locker (4-3), Fitzpatrick (3-6)**

### 2012 (6-10)

Date	W-L	Opponent	Starter
Sept. 9	L	New England	Locker
Sept. 16	L	at San Diego	Locker
Sept. 23	W	Detroit	Locker
Sept. 30	L	at Houston	Locker
Oct. 7	L	at Minnesota	Hasselbeck
Oct. 11	W	Pittsburgh	Hasselbeck
Oct. 21	W	at Buffalo	Hasselbeck
Oct. 28	L	Indianapolis	Hasselbeck
Nov. 4	L	Chicago	Hasselbeck
Nov. 11	W	at Miami	Locker
Nov. 25	L	at Jacksonville	Locker
Dec. 2	L	Houston	Locker
Dec. 9	L	at Indianapolis	Locker
Dec. 17	W	N.Y. Jets	Locker
Dec. 23	L	at Green Bay	Locker
Dec. 30	W	Jacksonville	Locker

**Locker (4-7), Hasselbeck (2-3)**

### 2011 (9-7)

Date	W-L	Opponent	Starter
Sept. 11	L	at Jacksonville	Hasselbeck
Sept. 18	W	Baltimore	Hasselbeck
Sept. 25	W	Denver	Hasselbeck
Oct. 2	W	at Cleveland	Hasselbeck
Oct. 9	L	at Pittsburgh	Hasselbeck
Oct. 23	L	Houston	Hasselbeck
Oct. 30	W	Indianapolis	Hasselbeck
Nov. 6	L	Cincinnati	Hasselbeck
Nov. 13	W	at Carolina	Hasselbeck
Nov. 20	L	at Atlanta	Hasselbeck
Nov. 27	W	Tampa Bay	Hasselbeck
Dec. 4	W	at Buffalo	Hasselbeck
Dec. 11	L	New Orleans	Hasselbeck
Dec. 18	L	at Indianapolis	Hasselbeck
Dec. 24	W	Jacksonville	Hasselbeck
Jan. 1	W	at Houston	Hasselbeck

**Hasselbeck (9-7)**

### 2010 (6-10)

Date	W-L	Opponent	Starter
Sept. 12	W	Oakland	Young
Sept. 19	L	Pittsburgh	Young
Sept. 26	W	at N.Y. Giants	Young
Oct. 3	L	Denver	Young
Oct. 10	W	at Dallas	Young
Oct. 18	W	at Jacksonville	Young
Oct. 24	W	Philadelphia	Collins
Oct. 31	L	at San Diego	Young
Nov. 14	L	at Miami	Collins
Nov. 21	L	Washington	Young
Nov. 28	L	at Houston	Smith
Dec. 5	L	Jacksonville	Collins
Dec. 9	L	Indianapolis	Collins
Dec. 19	W	Houston	Collins
Dec. 26	L	at Kansas City	Collins
Jan. 2	L	at Indianapolis	Collins

**Young (4-4), Collins (2-5), Smith (0-1)**

### 2009 (8-8)

Date	W-L	Opponent	Starter
Sept. 10	L	at Pittsburgh	Collins
Sept. 20	L	Houston	Collins
Sept. 27	L	at N.Y. Jets	Collins
Oct. 4	L	at Jacksonville	Collins
Oct. 11	L	Indianapolis	Collins
Oct. 18	L	at New England	Collins
Nov. 1	W	Jacksonville	Young
Nov. 8	W	at San Francisco	Young
Nov. 15	W	Buffalo	Young
Nov. 23	W	at Houston	Young
Nov. 29	W	Arizona	Young
Dec. 6	L	at Indianapolis	Young
Dec. 13	W	St. Louis	Young
Dec. 20	W	Miami	Young
Dec. 25	L	San Diego	Young
Jan. 3	W	at Seattle	Young

**Young (8-2), Collins (0-6)**

### 2008 (13-3)

Date	W-L	Opponent	Starter
Sept. 7	W	Jacksonville	Young
Sept. 14	W	at Cincinnati	Collins
Sept. 21	W	Houston	Collins
Sept. 28	W	Minnesota	Collins
Oct. 5	W	at Baltimore	Collins
Oct. 19	W	at Kansas City	Collins
Oct. 27	W	Indianapolis	Collins
Nov. 2	W	Green Bay	Collins
Nov. 9	W	at Chicago	Collins
Nov. 16	W	at Jacksonville	Collins
Nov. 23	L	N.Y. Jets	Collins
Nov. 27	W	at Detroit	Collins
Dec. 7	W	Cleveland	Collins
Dec. 14	L	at Houston	Collins
Dec. 21	W	Pittsburgh	Collins
Dec. 28	L	at Indianapolis	Collins

#### Divisional

Jan. 10 L (P) Baltimore Collins

**Young (1-0), Collins (12-3, 0-1)**

### 2007 (10-6)

Date	W-L	Opponent	Starter
Sept. 9	W	at Jacksonville	Young
Sept. 16	L	Indianapolis	Young
Sept. 24	W	at New Orleans	Young
Oct. 7	W	Atlanta	Young
Oct. 14	L	at Tampa Bay	Young
Oct. 21	W	at Houston	Collins
Oct. 28	W	Oakland	Young

Nov. 4	W	Carolina	Young
Nov. 11	L	Jacksonville	Young
Nov. 19	L	at Denver	Young
Nov. 25	L	at Cincinnati	Young
Dec. 2	W	Houston	Young
Dec. 9	L	San Diego	Young
Dec. 16	W	at Kansas City	Young
Dec. 23	W	N.Y. Jets	Young
Dec. 30	W	at Indianapolis	Young

#### Wild Card

Jan. 6 L (P) at San Diego Young

**Young (9-6, 0-1), Collins (1-0)**

### 2006 (8-8)

Date	W-L	Opponent	Starter
Sept. 10	L	N.Y. Jets	Collins
Sept. 17	L	at San Diego	Collins
Sept. 24	L	at Miami	Collins
Oct. 1	L	Dallas	Young
Oct. 8	L	at Indianapolis	Young
Oct. 15	W	at Washington	Young
Oct. 29	W	Houston	Young
Nov. 5	L	at Jacksonville	Young
Nov. 12	L	Baltimore	Young
Nov. 19	W	at Philadelphia	Young
Nov. 26	W	N.Y. Giants	Young
Dec. 3	W	Indianapolis	Young
Dec. 10	W	at Houston	Young
Dec. 17	W	Jacksonville	Young
Dec. 24	W	at Buffalo	Young
Dec. 31	L	New England	Young

**Young (8-5), Collins (0-3)**

### 2005 (4-12)

Date	W-L	Opponent	Starter
Sept. 11	L	at Pittsburgh	McNair
Sept. 18	W	Baltimore	McNair
Sept. 25	L	at St. Louis	McNair
Oct. 2	L	Indianapolis	McNair
Oct. 9	W	at Houston	McNair
Oct. 16	L	Cincinnati	McNair
Oct. 23	L	at Arizona	Volek
Oct. 30	L	Oakland	McNair
Nov. 6	L	at Cleveland	McNair
Nov. 20	L	Jacksonville	McNair
Nov. 27	W	San Francisco	McNair
Dec. 4	L	at Indianapolis	McNair
Dec. 11	W	Houston	McNair
Dec. 18	L	Seattle	McNair
Dec. 24	L	at Miami	McNair
Jan. 1	L	at Jacksonville	Mauck

**McNair (4-10), Volek (0-1), Mauck (0-1)**

### 2004 (5-11)

Date	W-L	Opponent	Starter
Sept. 11	W	at Miami	McNair
Sept. 19	L	Indianapolis	McNair
Sept. 26	L	Jacksonville	McNair
Oct. 3	L	at San Diego	Volek
Oct. 11	W	at Green Bay	McNair
Oct. 17	L	Houston	McNair
Oct. 24	L	at Minnesota	McNair
Oct. 31	W	Cincinnati	Volek
Nov. 14	L	Chicago	Volek
Nov. 21	W	at Jacksonville	McNair
Nov. 28	L	at Houston	McNair
Dec. 5	L	at Indianapolis	Volek
Dec. 13	L	Kansas City	Volek
Dec. 19	L	at Oakland	Volek
Dec. 25	L	Denver	Volek
Jan. 2	W	Detroit	Volek



## YEAR-BY-YEAR STARTING QUARTERBACKS SINCE 1999

**Volek (2-6), McNair (3-5)**

### 2003 (12-4)

Date	W-L	Opponent	Starter
Sept. 7	W	Oakland	McNair
Sept. 14	L	at Indianapolis	McNair
Sept. 21	W	New Orleans	McNair
Sept. 28	W	at Pittsburgh	McNair
Oct. 5	L	at New England	McNair
Oct. 12	W	Houston	McNair
Oct. 19	W	at Carolina	McNair
Oct. 26	W	at Jacksonville	McNair
Nov. 9	W	Miami	McNair
Nov. 16	W	Jacksonville	McNair
Nov. 23	W	at Atlanta	McNair
Dec. 1	L	at N.Y. Jets	McNair
Dec. 7	L	at Indianapolis	McNair
Dec. 14	W	Buffalo	Volek
Dec. 21	W	at Houston	McNair
Dec. 28	W	Tampa Bay	O'Donnell

#### Wild Card

Jan. 3 W (P) at Baltimore McNair

#### Divisional

Jan. 10 L (P) at New England McNair

**McNair (10-4, 1-1), Volek (1-0), O'Donnell (1-0)**

### 2002 (11-5)

Date	W-L	Opponent	Starter
Sept. 8	W	Philadelphia	McNair
Sept. 15	L	at Dallas	McNair
Sept. 22	L	Cleveland	McNair
Sept. 28	L	at Oakland	McNair
Oct. 6	L	Washington	McNair
Oct. 13	W	Jacksonville	McNair
Oct. 27	W	at Cincinnati	McNair
Nov. 3	W	at Indianapolis	McNair
Nov. 10	W	Houston	McNair
Nov. 17	W	Pittsburgh	McNair
Nov. 24	L	at Baltimore	McNair
Dec. 1	W	at N.Y. Giants	McNair
Dec. 8	W	Indianapolis	McNair
Dec. 16	W	New England	McNair
Dec. 22	W	at Jacksonville	McNair
Dec. 29	W	at Houston	McNair

#### Divisional

Jan. 11 W (P) Pittsburgh McNair

#### AFC Championship

Jan. 19 L (P) at Oakland McNair

**McNair (11-5, 1-1)**

### 2001 (7-9)

Date	W-L	Opponent	Starter
Sept. 9	L	Miami	McNair
Sept. 23	L	at Jacksonville	O'Donnell
Oct. 7	L	at Baltimore	McNair
Oct. 14	W	Tampa Bay	McNair
Oct. 21	W	at Detroit	McNair
Oct. 29	L	at Pittsburgh	McNair
Nov. 4	W	Jacksonville	McNair
Nov. 12	L	Baltimore	McNair
Nov. 18	W	at Cincinnati	McNair
Nov. 25	L	Pittsburgh	McNair
Dec. 2	W	at Cleveland	McNair
Dec. 9	L	at Minnesota	McNair
Dec. 16	W	Green Bay	McNair
Dec. 22	W	at Oakland	McNair
Dec. 30	L	Cleveland	McNair
Jan. 6	L	Cincinnati	McNair

**McNair (7-8), O'Donnell (0-1)**

### 2000 (13-3)

Date	W-L	Opponent	Starter
Sept. 3	L	at Buffalo	McNair
Sept. 10	W	Kansas City	McNair
Sept. 24	W	at Pittsburgh	O'Donnell
Oct. 1	W	N.Y. Giants	McNair
Oct. 8	W	at Cincinnati	McNair
Oct. 16	W	Jacksonville	McNair
Oct. 22	W	at Baltimore	McNair
Oct. 30	W	at Washington	McNair
Nov. 5	W	Pittsburgh	McNair
Nov. 12	L	Baltimore	McNair
Nov. 19	W	Cleveland	McNair
Nov. 26	L	at Jacksonville	McNair
Dec. 3	W	at Philadelphia	McNair
Dec. 10	W	Cincinnati	McNair
Dec. 17	W	at Cleveland	McNair
Dec. 25	W	Dallas	McNair

#### Divisional

Jan. 7 L (P) Baltimore McNair

**McNair (12-3, 0-1), O'Donnell (1-0)**

### 1999 (13-3)

Date	W-L	Opponent	Starter
Sept. 12	W	Cincinnati	McNair
Sept. 19	W	Cleveland	O'Donnell
Sept. 26	W	at Jacksonville	O'Donnell
Oct. 3	L	at San Francisco	O'Donnell
Oct. 10	W	Baltimore	O'Donnell
Oct. 17	W	at New Orleans	O'Donnell
Oct. 31	W	St. Louis	McNair
Nov. 7	L	at Miami	McNair
Nov. 14	W	at Cincinnati	McNair
Nov. 21	W	Pittsburgh	McNair
Nov. 28	W	at Cleveland	McNair
Dec. 5	L	at Baltimore	McNair
Dec. 9	W	Oakland	McNair
Dec. 19	W	Atlanta	McNair
Dec. 26	W	Jacksonville	McNair
Jan. 2	W	at Pittsburgh	McNair

#### Wild Card

Jan. 8 W (P) Buffalo McNair

#### Divisional

Jan. 16 W (P) at Indianapolis McNair

#### AFC Championship

Jan. 23 W (P) at Jacksonville McNair

#### Super Bowl XXXIV

Jan. 30 L (P) St. Louis McNair

**McNair (9-2, 3-1), O'Donnell (4-1)**

## ALL-TIME ALL-PRO SELECTIONS

### AFL ALL-PRO

- 1960** George Blanda, QB (Honorable Mention, UPI)  
 Billy Cannon, RB (Second Team, UPI, OF)  
 Mike Dukes, LB (First Team, UPI)  
 Don Floyd, DE (Honorable Mention, UPI)  
 Bill Groman, E (First Team, UPI, OF)  
 Charlie Hennigan, RB (Honorable Mention, UPI)  
 Al Jamison, T (First Team, AP, Second Team OF)  
 Mark Johnston, S (First Team, AP, Second Team, UPI, OF)  
 Rich Michael, T (First Team, UPI, OF)  
 Dennit Morris, LB (Second Team OF, Honorable Mention, UPI)  
 Jim Norton, S (Honorable Mention, UPI)  
 Hugh Pitts, LB (Honorable Mention, UPI)  
 Dave Smith, (First Team, AP, UPI, OF)  
 Julian Spence, CB (First Team, UPI)  
 Orville Trask, DT (Second Team, UPI, OF)  
 Fred Wallner, T (Honorable Mention, UPI)
- 1961** Tony Banfield, CB (First Team, AP, UPI, OF, SN, Second Team, NY)  
 George Blanda, QB (First Team, AP, UPI, OF, SN, NY)  
 Billy Cannon, HB (First Team, AP, UPI, OF, SN, NY)  
 Don Floyd, DE (First Team, OF)  
 Bill Groman, E (First Team, AP, SN, Second Team, UPI, NY)  
 Charlie Hennigan, E (First Team, AP, UPI, OF, SN, NY)  
 Ed Husmann, DT (Second Team, UPI, NY)  
 Al Jamison, T (First Team, AP, UPI, OF, SN, NY)  
 Mark Johnston, S (First Team, NY)  
 Jim Norton, S (Second Team, UPI, NY)  
 Bob Schmidt, C (Second Team, OF)  
 Bob Talamini, G (Second Team, OF, UPI)  
 Charley Tolar, FB (Second Team, UPI, OF)
- 1962** Tony Banfield, CB, (First Team, AP, UPI, OF)  
 George Blanda, QB (Second Team, AP, UPI)  
 Doug Cline, OLB (Second Team, AP UPI)  
 Don Floyd, DE (First Team, AP, UPI, OF)  
 Charlie Hennigan, E (First Team, AP, UPI, OF)  
 Ed Husmann, DT (First Team AP, UPI)  
 Al Jamison, T (First Team, AP, UPI)  
 Jim Norton, S (First Team, UPI, Second Team, AP)  
 Bob Schmidt, C (Second Team, AP, UPI)  
 Bob Talamini, G (First Team UPI, OF)  
 Charley Tolar, FB (Second Team, AP, UPI)
- 1963** Tony Banfield, CB (First Team, AP, UPI, OF, PF)  
 George Blanda, QB (Second Team, AP, NY)  
 Doug Cline, OLB (Second Team, AP, NY, UPI)  
 Don Floyd, DE (Second Team, NY)  
 Fred Glick, S (First Team, AP, UPI, OF, NEA, NY)  
 Charlie Hennigan, E (Second Team, NEA, NY, Honorable Mention, AP)  
 Ed Husmann, DT (Second Team, UPI)  
 Bobby Jancik, S (Second Team, NY, Honorable Mention, AP, UPI)  
 Rich Michael, T (Honorable Mention, UPI)  
 Bob Schmidt, C (Second Team, UPI, NEA)  
 Bob Talamini, G (First Team, AP, OF, NEA, NY, Second Team, UPI)  
 Hogan Wharton, G (Honorable Mention, AP)
- 1964** Sonny Bishop, T (Second Team, UPI)  
 Sid Blanks, T (Second Team, UPI)  
 Don Floyd, DE (Second Team, UPI)  
 Fred Glick, S (First Team, OF, Second Team, NEA)  
 Charlie Hennigan, E (First Team, AP, UPI, NEA, OF, NY)  
 Pete Jaquess, CB (Second Team, AP)  
 Bob Talamini, G (First Team, NEA, OF, Second Team, AP, UPI, NY)
- 1965** Sonny Bishop, G (Second Team, NY)  
 Ode Burrell, RB (Second Team, NY)  
 Willie Frazier, TE (First Team, AP, UPI, OF, NEA, NY)  
 W.K. Hicks, CB (Second Team, AP, UPI, NY)  
 Bob Talamini, G (First Team, AP, UPI, OF, NY)
- 1966** Johnny Baker, OLB (Second Team, NEA)  
 George Blanda, K (Second Team, NY)  
 Walter Suggs, T (Second Team, UPI, NEA)  
 Bob Talamini, G (First Team, OF, Second Team, UPI, NEA, NY)
- 1967** Miller Farr, CB (First Team, AP, UPI, NEA, SN, FN, NY, DE)

### LEGEND

- AP** - Associated Press  
**CP** - College & Pro Football Newsweekly  
**DMN** - Dallas Morning News  
**DB** - Dick Butkus Football Network  
**DE** - Detroit News  
**DH** - Don Heinrich (Pro Football Scouts)  
**DP** - Diet Pepsi Rookie Rookie of the Year  
**DZ** - Paul Zimmerman (N.Y. Post, 1969 -78; Sports Ill., 1979-present)  
**FD** - Football Digest  
**FI** - NFL Films  
**FN** - Football News  
**FO** - Gordon Forbes, USA Today  
**FW** - Pro Football Weekly  
**FX** - Larry Fox, N.Y. Daily News  
**GN** - Gannett News Service  
**HF** - Pro Football Hall of Fame  
**JT** - Joe Theismann  
**NA** - The National  
**NBC** - NBC Sports.com  
**NEA** - Newspaper Enterprise Association  
**NY** - New York Daily News  
**OA** - Bob Oates, L.A. Times  
**OF** - Official AFL Team  
**PF** - Pro Football Digest  
**PK** - Peter King, Sports Illust.  
**RS** - Pamela Robbins Scott  
**SI** - Sports Illustrated  
**SN** - The Sporting News  
**TP** - Topps All-Pro Team  
**UPI** - United Press International  
**USA** - USA Today  
**WA** - Pro Football Writers of America

- Hoyle Granger, RB (Second Team, AP, UPI, NEA)  
 Pat Holmes, DE (First Team, AP, UPI, NEA, FN, DE, Second Team, SN, NY)  
 Bobby Maples, C (Second Team, AP, UPI, NY)  
 Jim Norton, S (First Team, FN, DE, Second Team, AP, UPI, NY)  
 Walter Suggs, T (First Team, SN, FN, Second Team, AP, UPI, NEA)  
 Bob Talamini, G (First Team, AP, UPI, NEA, SN, FN, DE)  
 George Webster, OL (First Team, AP, UPI, NEA, SN, FN, NY, DE)
- 1968** Miller Farr, CB (First Team, PF, AP, UPI, NEA, SN, FN, NY, FW)  
 Hoyle Granger, RB (Second Team, FN)  
 Ken Houston, S (Second Team, SN, NEA)  
 Alvin Reed, TE (First Team, SN, FN, NY, Second Team, AP, UPI)  
 Walter Suggs, T (First Team, SN, Second Team, AP, UPI, NEA, FN)  
 George Webster, OLB (First Team, PF, WA, AP, UPI, NEA, SN, FN, NY, FW)
- 1969** Elvin Bethea, DE (Second Team, UPI)  
 Sonny Bishop, G (Second Team, SN, Honorable Mention, UPI)  
 Garland Boyette, MLB (Honorable Mention, UPI)  
 Miller Farr, CB (First Team, SN, Second Team, AP, UPI, NEA, NY, SI)  
 Hoyle Granger, RB (Second Team, SI, Honorable Mention, UPI, PF)  
 Ken Houston, S (First Team, NY, SI, Second Team, AP, UPI, SN,

## ALL-TIME ALL-PRO SELECTIONS

FN)  
 Alvin Reed, TE (First Team, SN, Second Team, AP, UPI, NEA, NY, SI, PF)  
 Tom Regner, G (Honorable Mention, UPI)  
 George Webster, OLB (First Team, WA, AP, UPI, NEA, SN, NY, SI, PF, Second Team, HF, NEA)  
 Walter Suggs, T (Second Team, AP, UPI, NEA, NY)

### NFL ALL-PRO

**1970** Ken Houston, S (Second Team, NEA)  
**1971** Ken Houston, S (First Team, DZ, TP, FW, Second Team, WA, NEA, FN)  
**1972** Ken Houston, S (Second Team, WA, NEA)  
**1973** Elvin Bethea, DE (Second Team, NEA)  
**1975** Elvin Bethea, DE (First Team, FN, CP, Second Team, AP, NEA)  
 Robert Brazile, OLB (First Team, DZ)  
 Curley Culp, DT (First Team, AP, WA, NEA, NY, FW)  
 Billy Johnson, KR (First Team, FW, Second Team, FN)  
**1976** Robert Brazile, OLB (First Team, WA, FN, NY, Second Team, AP)  
**1977** Robert Brazile, OLB (First Team, NEA, Second Team, AP)  
 Ken Burrough, WR (Second Team, AP, NEA)  
 Curley Culp, DT (Second Team, NEA)  
 Billy Johnson, KR (First Team, AP, WA, TP, NY, FX, CP, RS, FW)  
**1978** Elvin Bethea, DE (Second Team, NEA)  
 Robert Brazile, OLB (First Team, AP, WA, NEA, CP, FW)  
 Earl Campbell, RB (First Team, AP, WA, NEA, CP, DZ, NY, FX, FW)  
 Curley Culp, DT (Second Team, AP, NEA)  
**1979** Elvin Bethea, DE (Second Team, AP)  
 Robert Brazile, OLB (First Team, AP, FW, NEA, WA)  
 Earl Campbell, RB (First Team, AP, SN, FW, NEA, WA)  
 Curly Culp, DT (Second Team, AP)  
 Toni Fritsch, PK (First Team, AP, WA, NEA, DZ)  
 Leon Gray, T (First Team, AP, WA, NEA, CP, FW)  
 Vernon Perry, S (First Team, DZ)  
 Mike Reinfeldt, S (First Team, AP, WA, NEA, CP, NY, FX, FW)  
**1980** Gregg Bingham, ILB (First Team, FX)  
 Robert Brazile, OLB (First Team, WA, NEA, SN, CP, FD, FX, FW, Second Team, AP)  
 Earl Campbell, RB (First Team, AP, WA, NEA, SN, CP, FD, DZ, NY, FX, FW)  
 Leon Gray, T (First Team, AP, WA, SN, FD, FW, Second Team, NEA)  
 Bob Young, G (First Team, FD)  
**1981** Gregg Bingham, ILB (Honorable Mention, DH)  
 Robert Brazile, OLB (Second Team, AP, DH)  
 Earl Campbell, RB (First Team, CP, Second Team, DH)  
 Dave Casper, TE (Honorable Mention, DH)  
 Vernon Perry, S (First Team, CP, Honorable Mention, DH)  
**1982** Earl Campbell, RB (Honorable Mention, DH)  
 Dave Casper, TE (Honorable Mention, OA)  
**1983** Earl Campbell, RB (Honorable Mention, DH)  
 Mike Munchak, G (Second Team, NEA)  
**1984** Mike Munchak, G (Second Team, NEA, DH)  
**1985** Bo Eason, S (Second Team, NEA)  
 Bruce Matthews, T (Honorable Mention, DH)  
 Mike Munchak, T (First Team, FD, Second Team, AP, NEA, DH)  
**1986** Bruce Matthews, T (Third Team, GN)  
**1987** Keith Bostic, S (First Team, NEA, FD, FI, Second Team, AP, DH)  
 Ray Childress, DE (Honorable Mention, DH)  
 Ernest Givins, WR (Honorable Mention, DH)  
 Warren Moon, QB (Honorable Mention, DH)  
 Mike Munchak, G (First Team, AP, WA, NEA, SN, FO, FD, TP, DH)  
 Mike Rozier, RB (Honorable Mention, DH)  
**1988** Patrick Allen, CB (Honorable Mention, AP)  
 Keith Bostic, S (Honorable Mention, AP)  
 Ray Childress, DE (Second Team, AP, NEA, CP, FD, Honorable Mention, DH)  
 Jeff Donaldson, S (Second Team, CP, Honorable Mention, AP, DH)  
 Drew Hill, WR (First Team, DH, Honorable Mention, AP)  
 Bruce Matthews, G (First Team, AP, WA, SN, FD, FO, DZ, DH, FW, Second Team, NEA, CP)

Warren Moon, QB (Honorable Mention, DH)  
 Mike Munchak, G (First Team, WA, NEA, FO, FW, Second Team, AP)  
**1989** Ray Childress, DE (Second Team, AP, Honorable Mention, DH)  
 Bruce Matthews, G (First Team, AP, SN, DZ, FD, FI, FW, Second Team, NEA, CP)  
 Greg Montgomery, P (First Team, NEA, Honorable Mention, DH)  
 Warren Moon, QB (Honorable Mention, DH)  
 Mike Munchak, G (First Team, NEA, FO, Second Team, AP)  
 Eugene Seale, ST (First Team, FW)  
**1990** Ray Childress, DE (First Team, WA, CP, FO, DZ, SN, DH, Second Team, AP, NEA, NA, Honorable Mention, PK)  
 Ernest Givins, WR (Second Team, AP, Honorable Mention, DH, PK)  
 Drew Hill, WR (Honorable Mention, AP, DH)  
 Haywood Jeffires, WR (Second Team, CP, NA, Honorable Mention, DH)  
 Richard Johnson, CB (Second Team, CP, Honorable Mention, AP)  
 Terry Kinard, S (Honorable Mention, AP)  
 Bruce Matthews, G (First Team, AP, WA, NEA, CP, FO, SN, FI, DH, FW, Second Team, PK)  
 Bubba McDowell, S (Honorable Mention, AP, DH)  
 Greg Montgomery, P (Honorable Mention, AP, DH)  
 Warren Moon, QB (First Team, SN, FI, Second Team, AP, DH, Honorable Mention, FD, PK)  
 Mike Munchak, G (Second Team, AP, DH)  
**1991** Ray Childress, DT (First Team, NEA, CP, FO, FD, FI, DH, Honorable Mention, AP)  
 Cris Dishman, CB (First Team, AP, FO, FD, FI, DH, FW, Second Team, CP)  
 William Fuller, DE (Honorable Mention, AP, DH)  
 Haywood Jeffires, WR (First Team, AP, WA, FD, FI, Second Team, NEA, CP, DH)  
 Bruce Matthews, C (First Team, NEA, FD, FI, FW, Second Team, AP, CP)  
 Bubba McDowell, S (Second Team, AP, CP, DH)  
 Warren Moon, QB (Honorable Mention, AP, DH)  
 Mike Munchak, G (First Team, AP, WA, FW, CP, FD, Second Team, NEA, Honorable Mention, DH)  
 Bo Orlando, S (Honorable Mention, AP)  
 Al Smith, MLB (First Team, WA, FW, Second Team, CP, DH, Honorable Mention, AP)  
**1992** Ray Childress, DT (First Team, AP, WA, NEA, CP, FO, DZ, FI, JT)  
 Cris Dishman, S (Honorable Mention, AP)  
 William Fuller, DE (Honorable Mention, AP, JT)  
 Ernest Givins, WR (Honorable Mention, JT)  
 Haywood Jeffires, WR (Honorable Mention, AP, JT)  
 Bruce Matthews, C (First Team, AP, WA, NEA, SN, FD, JT, Second Team, CP)  
 Bubba McDowell, S (First Team, JT, Honorable Mention, AP)  
 Greg Montgomery, P (Honorable Mention, AP, JT)  
 Mike Munchak, G (Second Team, AP, CP, JT)  
 Al Smith, MLB (First Team, AP, FD, Second Team, NEA, CP, FO, Honorable Mention, JT)  
 Lorenzo White, RB (Honorable Mention, AP, JT)  
**1993** Ray Childress, DT (First Team, FO, Second Team, AP, CP, FD, Honorable Mention, JT)  
 Al Del Greco, K (Second Team, FD, Honorable Mention, AP)  
 Cris Dishman, CB (Honorable Mention, AP, JT)  
 Sean Jones, DE (Honorable Mention, AP, JT)  
 Bruce Matthews, C (First Team, WA, SN, CP, FD, FI, Second Team, AP)  
 Greg Montgomery, P (First Team, AP, WA, SN, CP, FD, FI, Honorable Mention, JT)  
 Warren Moon, QB (Honorable Mention, AP, JT)  
 Mike Munchak, G (First Team, FD, FI, Second Team, AP, CP)  
 Bo Orlando, S (Honorable Mention, AP)  
 Marcus Robertson, S (First Team, AP, SN, JT, Second Team, CP)  
 Webster Slaughter, WR (Honorable Mention, AP)  
 Al Smith, MLB (Honorable Mention, AP)  
**1994** Rich Camarillo, P (Honorable Mention, AP)  
 Bruce Matthews, C (Honorable Mention, AP)  
**1995** Michael Barrow, MLB (First Team, DZ)

## ALL-TIME ALL-PRO SELECTIONS

- Blaine Bishop, S (First Team, DZ, Second Team, FD, Honorable Mention, AP)  
 Darryll Lewis, CB (First Team, FD, TJ, Honorable Mention, AP)  
 Bruce Matthews, G (Second Team, BM, Honorable Mention, AP)  
 Mark Stepnoski, C (Honorable Mention, AP)
- 1996** Blaine Bishop, S (Honorable Mention, AP)  
 Al Del Greco, K (Honorable Mention, AP)  
 Cris Dishman, CB (Honorable Mention, AP)  
 Mel Gray, KR (Honorable Mention, AP)  
 Bruce Matthews, G, (First Team, DB, Second Team, AP, FD)  
 John Henry Mills, ST (Second Team, FI)  
 Mark Stepnoski, C (Second Team, AP, FD)
- 1997** Blaine Bishop, S (Honorable Mention, AP)  
 Brad Hopkins, T (First Team, DZ, Honorable Mention, AP)  
 Bruce Matthews, G (Honorable Mention, AP)  
 Marcus Robertson, S (First Team, DZ, Honorable Mention, AP)
- 1998** Craig Hentrich, P (First Team, AP, WA, CP, SN, FD, USA)  
 Bruce Matthews, G (First Team, AP, WA, SN, USA, Second Team, FD)  
 Frank Wycheck, TE (First Team, DZ, Second Team, CP, FD)
- 1999** Eddie George, RB (Second Team, AP, CP, FD)  
 Jevon Kearse, DE (First Team, AP, DZ, CP, SN, FD, FW, WA)  
 Bruce Matthews, G (First Team, AP, FD, FW, WA)  
 Jon Runyan, T (Second Team, AP, FD)
- 2000** Blaine Bishop, S (First Team, FD, Second Team, AP)  
 Keith Bulluck, ST (Second Team, FD)  
 Eddie George, RB (First Team, AP, CP, FD, FW, WA)  
 Jevon Kearse, DE (First Team, FO)  
 Derrick Mason, KR (First Team, AP, CP, DZ, FO, FW, SN, WA, Second Team, FD)  
 Bruce Matthews, G (First Team, AP, FW, SN, FD, WA)  
 Samari Rolle, CB (First Team, AP, CP, FD, FW, SN, WA)
- 2001** Frank Wycheck, TE (Second Team, AP)
- 2002** Keith Bulluck, LB (Second Team, AP)
- 2003** Keith Bulluck, LB (First Team, AP, DZ, FW, WA, PK)  
 Steve McNair, QB (Second Team, AP, FD, First Team, DZ)  
 Craig Hentrich, P (First Team, PD)
- 2004** Keith Bulluck, LB (First Team, DZ)
- 2007** Albert Haynesworth, DT (First Team, AP, DZ, FW, WA)  
 Rob Bironas, K (First Team, AP, SN, SI)
- 2008** Albert Haynesworth, DT (First Team, AP, SN, SI, NBC, DMN)  
 Cortland Finnegan, CB (First Team, AP, SN, SI, NBC, DMN)  
 Kevin Mawae, C (First Team, AP, NBC)  
 Michael Roos, OT (First Team, AP, SN, SI, DMN)  
 David Stewart, OT (Second Team, AP)
- 2009** Tony Brown, DT (SI)  
 Chris Johnson, RB (First Team, AP, SN, SI, FW/WA)  
 Michael Roos, OT (First Team, DMN, Second Team, AP)
- 2010** Michael Griffin, S (Second Team, AP)
- 2011** Michael Roos, OT (First Team, SN)
- 2013** Jurrell Casey, DT (Second Team, AP)  
 Alterraun Verner, CB (First Team, SI, Second Team, AP)
- 2016** Jack Conklin, T (First Team, AP)
- 2017** Kevin Byard, S (First Team, AP, WA)  
 Brett Kern, P (First Team, SN, Second Team, AP)  
 Taylor Lewan, T (First Team, SN)
- 2018** Kevin Byard, S (Second Team, WA)
- 2019** Derrick Henry, RB (First Team, WA, Second Team, AP)  
 Derrick Henry, Flex (Second Team, AP)  
 Brett Kern, P (First Team, AP, WA, SN)
- 1970** Elvin Bethea, DE (Honorable Mention, UPI)  
 Glen Ray Hines, T (Honorable Mention, UPI)  
 Ken Houston, S (First Team, FW, Second Team, UPI)  
 Jerry LeVias, WR (Honorable Mention, UPI)  
 Zeke Moore, CB (Honorable Mention, UPI)  
 Ron Pritchard, OLB (Second Team, UPI)  
 Alvin Reed, TE (First Team, UPI, FW)  
 Walter Suggs, T (Honorable Mention, UPI)
- 1971** Elvin Bethea, DE (First Team, FW, Second Team, UPI)
- Ken Houston, S (First Team, UPI, SN, FW)  
 Ron Pritchard, OLB (Second Team, UPI)
- 1972** Elvin Bethea, DE (First Team, SN, Second Team, UPI)  
 Ken Houston, S (Second Team, UPI)  
 Guy Murdock, C (All-Rookie)  
 Mike Tilleman, DT (Honorable Mention, UPI)
- 1973** Gregg Bingham, LB (All-Rookie)  
 Elvin Bethea, DE (Second Team, UPI)  
 John Matuszak, DT (All-Rookie)
- 1974** Elvin Bethea, DE (First Team, FW, TP, Second Team, UPI)  
 Gregg Bingham, MLB (Honorable Mention, UPI)  
 Ken Burrough, WR (Honorable Mention, UPI)
- 1975** Elvin Bethea, DE (First Team, NY)  
 Robert Brazile, OLB (Second Team, UPI, All-Rookie)  
 Curley Culp, DT (First Team, AP, UPI, SN, FW, NY, TP)  
 Billy Johnson, KR (First Team, FW, TP)
- 1976** Elvin Bethea, DE (Honorable Mention, UPI)  
 Robert Brazile, OLB (First Team, UPI, SN, FW, NY, TP, PB)  
 Curley Culp, DT (First Team, SN, FW, TP, PB, Second Team, UPI)
- 1977** Elvin Bethea, DE (Honorable Mention, UPI)  
 Robert Brazile, OLB (Second Team, UPI)  
 Ken Burrough, WR (Second Team, UPI)  
 Rob Carpenter, RB (All-Rookie)  
 Curley Culp, DT (First Team, FW, Honorable Mention, UPI)  
 Bill Currier, DB (All-Rookie)  
 Billy Johnson, KR (First Team, FW, NY)  
 George Reihner, G (All-Rookie)
- 1978** Elvin Bethea, DE (First Team, UPI, FW, NY, FX)  
 Robert Brazile, OLB (First Team, UPI, SN, FW, FX, TP)  
 Earl Campbell, RB (First Team, UPI, SN, FW, NY, FX, TP, All-Rookie)  
 Curley Culp, DT (Second Team, UPI)  
 Greg Sampson, T (Second Team, UPI)
- 1979** Jesse Baker, DE (All-Rookie)  
 Robert Brazile, OLB (First, UPI, SN, FW)  
 Earl Campbell, RB (First Team, UPI, SN, FW, NY, FX, TP)  
 Curley Culp, DT (Second Team, UPI)  
 Toni Fritsch, PK (First Team, UPI, SN, FW, NY, FX, TP)  
 Leon Gray, T (First Team, UPI, SN, FW)  
 Carl Mauck, C (Second Team, UPI)  
 Vernon Perry, S (All-Rookie)  
 Mike Reinfeldt, S (First Team, UPI, SN, FW, NY, FX, TP)
- 1980** Gregg Bingham, ILB (First Team, FX)  
 Robert Brazile, OLB (First Team, UPI, FW, NY, FX, TP, PB)  
 Earl Campbell, RB (First Team, UPI, FW, NY, FX, TP, PB)  
 Leon Gray, T (First Team, UPI, FW, TP)  
 Carl Mauck, C (First Team, FX, Honorable Mention, UPI)  
 Vernon Perry, S (Second Team, UPI)  
 Mike Reinfeldt, S (Second Team, UPI)  
 Carl Roaches, KR (All-Rookie)  
 Greg Stemrick, CB (Second Team, UPI)
- 1981** Robert Brazile, OLB (First Team, TP, Second Team, UPI)  
 Earl Campbell, RB (First Team, FX, NY, Second Team, UPI)  
 Leon Gray, T (Second Team, UPI)  
 Vernon Perry, S (First Team, FX)  
 Carl Roaches, KR (First Team, FW, TP)
- 1982** Robert Brazile, OLB (First Team, UPI)
- 1983** Steve Brown, CB (All-Rookie)  
 Bruce Matthews, T (All-Rookie)  
 Harvey Salem, T (All-Rookie)  
 Tim Smith, WR (First Team, FW)  
 Brian Sochia, DT (All-Rookie)
- 1984** Warren Moon (All-Rookie)  
 Mike Munchak, G (First Team, FW, Second Team, UPI)  
 Dean Steinkuhler, T (All-Rookie)
- 1985** Ray Childress, DE (All-Rookie, WA)  
 Mike Munchak, G (First Team, FN, Second Team, FN, UPI)
- 1986** Ray Childress, DE (First Team, FN)  
 Ernest Givins, WR (All-Rookie, FW, WA)
- 1987** Keith Bostic, S (First Team, UPI, FW)  
 Mike Munchak, G (First Team, UPI, FW, FN)  
 Mike Rozier, RB (Second Team, UPI)

### ALL-AFC



## ALL-TIME ALL-PRO SELECTIONS

- 1988** Ray Childress, DE (First Team, UPI, FW)  
Drew Hill, WR (Second Team, UPI)  
Bruce Matthews, G (First Team, UPI, FW, FN)  
Warren Moon, QB (Second Team, UPI)  
Mike Munchak, G (First Team, FW, Second Team, UPI)  
Eugene Seale, ST (First Team, FW)
- 1989** Ray Childress, DE (Second Team, UPI)  
John Grimsley, ILB (Second Team, UPI)  
Bruce Matthews, G (First Team, UPI, FW, FN)  
Bubba McDowell, CB (All-Rookie, FW, WA)  
Greg Montgomery, P (First Team, UPI, FW)  
Warren Moon, QB (First Team, UPI, FN)  
Mike Munchak, G (First Team, UPI, FW)  
Tony Zendejas, K (Second Team, UPI)
- 1990** Ray Childress, DT (First Team, FN, Second Team, UPI)  
Ernest Givins, WR (First Team, UPI)  
Drew Hill, WR (First Team, FN, Second Team, UPI)  
Bruce Matthews, G (First Team, UPI, FW, FN)  
Warren Moon, QB (First Team, UPI, FW, FN)  
Mike Munchak, G (First Team, FN, Second Team, UPI)
- 1991** Ray Childress, DT (First Team, UPI, FW)  
Cris Dishman, CB (First Team, UPI, FW, FN)  
John Flannery, G/C (All-Rookie, FW, WA)  
William Fuller, DE (First Team, UPI, FW, FN)  
Haywood Jeffires, WR (First Team, UPI, FW, FN)  
Bruce Matthews, C (First Team, FW)  
Mike Munchak, G (First Team, UPI, FW, FN)  
Al Smith, (First Team, UPI, FW, FN)
- 1992** Ray Childress, DT (First Team, FW)  
Haywood Jeffires, WR (First Team, UPI, FW, FN)  
Bruce Matthews, C (First Team, UPI, FW, FN)  
Greg Montgomery, P (First Team, UPI)  
Mike Munchak, G (First Team, UPI, FW, FN)  
Eddie Robinson, LB (All-Rookie, FW, WA)  
Al Smith, MLB (First Team, FW, FN)
- 1993** Ray Childress, DT (First Team, UPI, FW, FN)  
Brad Hopkins, T (All-Rookie, FW, WA)  
Bruce Matthews, C (First Team, UPI, FW, FN)  
Greg Montgomery, P (First Team, UPI, FW, FN)  
Mike Munchak, G (First Team, UPI, FW, FN)
- 1995** Blaine Bishop, S (First Team, UPI, FW, FN)  
Darryll Lewis, CB (First Team, FN, Second Team, UPI)  
Bruce Matthews, G (First Team, UPI, FW, FN)  
Marcus Robertson, S (First Team, UPI, FW)  
Chris Sanders, WR (All-Rookie, FW, WA)  
Gary Walker, DT (All-Rookie, FW, WA)
- 1996** Blaine Bishop, S (Second Team, UPI)
- Al Del Greco, K (Second Team, UPI)  
Eddie George, RB (Second Team, UPI, All-Rookie, FW, WA)  
Bruce Matthews, G (First Team, UPI, FW, FN)  
John Henry Mills, ST (First Team, FW)  
Mark Stepnoski, C (Second Team, UPI)
- 1997** Kenny Holmes, DE (All-Rookie, FW, WA)  
Bruce Matthews, G (First Team, FW, FN)
- 1998** Craig Hentrich, P (First Team, FW, FN)  
Kevin Long, C (All-Rookie, FW, WA)  
Bruce Matthews, G (First Team, FW, FN)
- 1999** Eddie George, RB (First Team, FW)  
Jevon Kearse, DE (First Team, FW, FN, All-Rookie, FW, WA)  
Bruce Matthews, G (First Team, FW, FN)  
John Thornton, DT (All-Rookie, FW, WA)
- 2000** Blaine Bishop, S (First Team, FN)  
Eddie George, RB (First Team, FN, FW)  
Brad Hopkins, T (First Team, FW)  
Derrick Mason, KR (First Team, FN, FW), PR (First Team, FW)  
Bruce Matthews, G (First Team, FN, FW)  
Samari Rolle, CB (First Team, FW, FN)
- 2002** Jeff Fisher (Coach of the Year, FD)  
Steve McNair, QB (First Team, SI) (3rd in MVP voting, AP)  
Carlos Hall, DE (All-Rookie, FW, WA)  
Keith Bulluck, LB (First Team, FW, FD) (Second Team All-Pro, AP)  
Lance Schulters, S (First Team, FW)  
Kevin Carter, DE (Second Team, FD)
- 2003** Keith Bulluck, LB (First Team, FW)  
Craig Hentrich, P (First Team, FW)
- 2004** Jacob Bell, G (All-Rookie, FW, WA)
- 2005** Pacman Jones, CB/PR/KR (All-Rookie, CP, FW, WA)
- 2006** Vince Young, QB (All-Rookie, PF, WA)
- 2007** Kevin Mawae, C (First Team, PK)
- 2008** Cortland Finnegan, CB (First Team, WA)  
Chris Johnson, RB (First Team, WA, All-Rookie, FW, WA, SN)  
Kevin Mawae, C (First Team, WA)
- 2009** Chris Johnson, RB (First Team, WA)
- 2010** Marc Mariani, PR/KR (All-Rookie, FW, WA, SN)
- 2013** Jurrell Casey, DT (First Team, WA)
- 2016** DeMarco Murray, RB (First Team, WA)
- 2017** Kevin Byard, S (First Team, WA)  
Brett Kern, P (First Team, WA)
- 2018** Derrick Henry, RB (First Team, WA)  
Brett Kern, P (First Team, WA)  
Taylor Lewan, T (First Team, WA)
- 2019** Derrick Henry, RB (First Team, WA)  
Brett Kern, P (First Team, WA)



*Punter Brett Kern was named first team Associated Press All-Pro and was selected to his third consecutive Pro Bowl in 2019.*



## ALL-TIME HONORS

*(Number of individual Pro Bowls selected in parenthesis)*

### AFL ALL-STARs

**1961** Tony Banfield, CB (1)  
George Blanda, QB (1)  
Billy Cannon, HB (1)  
Don Floyd, DE (1)  
Charlie Hennigan, E (1)  
Ed Husmann, DT (1)  
Al Jamison, T (1)  
Mark Johnston, S (1)  
Bob McLeod, E (1)  
Dennit Morris, LB (1)  
Bob Schmidt, C (1)  
Charley Tolar, FB (1)

**1962** Tony Banfield, CB (2)  
George Blanda, QB (2)  
Willard Dewveall, E (1)  
Don Floyd, DE (2)  
Fred Glick, S (1)  
Charlie Hennigan, E (2)  
Ed Husmann, DT (2)  
Al Jamison, T (2)  
Rich Michael, T (1)  
Jim Norton, S (1)  
Bob Schmidt, C (2)  
Bob Talamini, G (1)  
Charley Tolar, FB (2)

**1963** Tony Banfield, CB (3)  
George Blanda, QB (3)  
Fred Glick, S (2)  
Charlie Hennigan, E (3)  
Ed Husmann, DT (3)  
Rich Michael, T (2)  
Jim Norton, S (2)  
Bob Schmidt, C (3)  
Bob Talamini, G (2)

**1964** Sid Blanks, RB (1)  
Don Floyd, DE (3)  
Fred Glick, S (3)  
Charlie Hennigan, E (4)  
Pete Jaquess, CB (1)  
Bob Talamini, G (3)

**1965** Ode Burrell, RB (2)  
Willie Frazier, TE (1)  
Charlie Hennigan, E (5)  
Bob Talamini, G (4)

**1966** Charles Frazier, E (1)  
W.K. Hicks, CB (1)  
Bob Talamini, G (5)

**1967** Woody Campbell, RB (1)  
Miller Farr, CB (1)  
Hoyle Granger, RB (1)  
Pat Holmes, DE (1)  
Jim Norton, S (3)  
Walter Suggs, T (1)  
Bob Talamini, G (6)  
George Webster, LB (1)

**1968** Sonny Bishop, G (1)  
Garland Boyette, MLB (1)  
Miller Farr, CB (2)  
Hoyle Granger, RB (2)  
Glen Ray Hines, T (1)  
Pat Holmes, DE (2)  
Bobby Maples, C (1)  
Alvin Reed, TE (1)  
Walter Suggs, T (2)  
George Webster, LB (2)

**1969** Jim Beirne, WR (1)  
Elvin Bethea, DE (1)  
Garland Boyette, MLB (2)

Miller Farr, CB (3)  
Glen Ray Hines, T (2)  
Ken Houston, S (2)  
Jerry LeVias, WR (1)  
Zeke Moore, CB (1)  
Alvin Reed, TE (2)  
George Webster, LB (3)

### AFC PRO BOWL

**1970** Ken Houston, S (3)  
Zeke Moore, CB (2)

**1971** Elvin Bethea, DE (2)  
Ken Houston, S (4)

**1972** Elvin Bethea, DE (3)  
Ken Houston, S (5)

**1973** Elvin Bethea, DE (4)

**1974** Elvin Bethea, DE (5)

**1975** Elvin Bethea, DE (6)  
Ken Burrough, WR (1)  
Curley Culp, DT (1)  
Billy Johnson, KR (1)  
Dan Pastorini, QB (1)

**1976** Robert Brazile, OLB (1)  
Curley Culp, DT (2)

**1977** Robert Brazile, OLB (2)  
Ken Burrough, WR (2)  
Curley Culp, DT (3)  
Billy Johnson, KR (2)

**1978** Elvin Bethea, DE (7)  
Robert Brazile, OLB (3)  
Earl Campbell, RB (1)  
Curley Culp, DT (4)

**1979** Elvin Bethea, DE (8)  
Robert Brazile, OLB (4)  
Earl Campbell, RB (2)  
Toni Fritsch, K (1)  
Leon Gray, T (1)  
Mike Reinfeldt, S (1)

**1980** Robert Brazile, OLB (5)  
Dave Casper, TE (1)  
Earl Campbell, RB (3)  
Greg Stemrick, CB (1)

**1981** Robert Brazile, OLB (6)  
Earl Campbell, RB (4)  
Leon Gray, T (2)  
Carl Roaches, KR (1)

**1982** Robert Brazile, OLB (7)

**1983** Earl Campbell, RB (5)

**1984** Mike Munchak, G (1)

**1985** Mike Munchak, G (2)

**1987** Keith Bostic, S (1)  
Mike Munchak, G (3)  
Mike Rozier, RB (1)

**1988** Keith Bostic, S (2)  
Ray Childress, DE (1)  
John Grimsley, ILB (1)  
Drew Hill, WR (1)  
Bruce Matthews, G (1)  
Warren Moon, QB (1)  
Mike Munchak, G (4)  
Mike Rozier, RB (2)

**1989** Bruce Matthews, G (2)  
Warren Moon, QB (2)  
Mike Munchak, G (5)

**1990** Ray Childress, DT (2)  
Ernest Givins, WR (1)  
Drew Hill, WR (2)  
Bruce Matthews, G (3)  
Warren Moon, QB (3)  
Mike Munchak, G (6)

**1991** Ray Childress, DT (3)  
Cris Dishman, CB (1)

William Fuller, DE (1)  
Haywood Jeffires, WR (1)  
Bruce Matthews, C (4)  
Warren Moon, QB (4)  
Mike Munchak, G (7)  
Al Smith, MLB (1)

**1992** Ray Childress, DT (4)  
Curtis Duncan, WR (1)  
Ernest Givins, WR (2)  
Haywood Jeffires, WR (2)  
Bruce Matthews, C (5)  
Warren Moon, QB (5)  
Mike Munchak, G (8)  
Al Smith, MLB (2)  
Lorenzo White, RB (1)

**1993** Ray Childress, DT (5)  
Haywood Jeffires, WR (3)  
Sean Jones, DE (1)  
Bruce Matthews, C (6)  
Greg Montgomery, P (1)  
Warren Moon, QB (6)  
Mike Munchak, G (9)  
Webster Slaughter, WR (2,1)

**1994** Bruce Matthews, C (7)

**1995** Blaine Bishop, S (1)  
Darryll Lewis, CB (1)  
Bruce Matthews, C (8)  
Mark Stepanoski, C (4, 1)

**1996** Blaine Bishop, S (2)  
Bruce Matthews, G (9)  
John Henry Mills, ST (1)  
Mark Stepanoski, C (5, 2)

**1997** Blaine Bishop, S (3)  
Eddie George, RB (1)  
Bruce Matthews, G (10)

**1998** Eddie George, RB (2)  
Craig Hentrich, P (1)  
Bruce Matthews, G (11)  
Frank Wycheck, TE (1)

**1999** Eddie George, RB (3)  
Jevon Kearse, DE (1)  
Frank Wycheck, TE (2)  
Bruce Matthews, G (12)

**2000** Blaine Bishop, S (4)  
Eddie George, RB (4)  
Brad Hopkins, T (1)  
Jevon Kearse, DE (2)  
Derrick Mason, KR (1)  
Bruce Matthews, G (13)  
Steve McNair, QB (1)  
Samari Rolle, CB (1)  
Frank Wycheck, TE (3)

**2001** Bruce Matthews, G (14)  
Jevon Kearse, DE (3)

**2002** Kevin Carter, DE (2, 1)

**2003** Steve McNair, QB (2)  
Keith Bulluck, LB (1)  
Brad Hopkins, OT (2)  
Craig Hentrich, P (2)  
Derrick Mason, WR (2)

**2005** Steve McNair, QB (3)  
Kyle Vanden Bosch, DE (1)

**2006** Vince Young, QB (1)

**2007** Rob Bironas, K (1)  
Albert Haynesworth, DT (1)  
Kyle Vanden Bosch, DE (2)

**2008** Cortland Finnegan, CB (1)  
Albert Haynesworth, DT (2)  
Kevin Mawae, C (7, 1)  
Chris Hope, S (1)  
Chris Johnson, RB (1)  
Michael Roos, OT (1)

## ALL-TIME HONORS

	Kerry Collins, QB (2, 1)
	Michael Griffin, S (1)
<b>2009</b>	Chris Johnson, RB (2)
	Kevin Mawae, C (8, 2)
	Kyle Vanden Bosch, DE (3)
	Vince Young, QB (2)
<b>2010</b>	Jason Babin, DE (1)
	Michael Griffin, S (2)
	Chris Johnson, RB (3)
	Marc Mariani, KR/PR (1)
<b>2013</b>	Alterraun Verner, CB (1)
<b>2015</b>	Jurrell Casey, DT (1)
	Delanie Walker, TE (1)
<b>2016</b>	DT Jurrell Casey (2)
	T Taylor Lewan (1)
	RB DeMarco Murray (3, 1)
	OLB Brian Orakpo (4, 1)
	TE Delanie Walker (2)
<b>2017</b>	S Kevin Byard (1)
	DT Jurrell Casey (3)
	P Brett Kern (1)
	T Taylor Lewan (2)
	ST Brynden Trawick (1)
	TE Delanie Walker (3)
<b>2018</b>	DT Jurrell Casey (4)
	P Brett Kern (2)
	T Taylor Lewan (3)
<b>2019</b>	DT Jurrell Casey (5)
	RB Derrick Henry (1)
	P Brett Kern (3)
	QB Ryan Tannehill (1)

### ASSOCIATED PRESS NFL MVP

<b>1979</b>	Earl Campbell, RB
<b>2003</b>	Steve McNair, QB

### ASSOCIATED PRESS COMEBACK PLAYER OF THE YEAR

<b>2019</b>	Ryan Tannehill, QB
-------------	--------------------

### BERT BELL TROPHY

*(NFL Most Valuable Player presented by Philadelphia Maxwell Club)*

<b>1979</b>	Earl Campbell, RB
-------------	-------------------

### BERT BELL ROOKIE OF YEAR

*(NFL Rookie Most Valuable Player presented by Philadelphia Maxwell Club)*

<b>1996</b>	Eddie George, RB
-------------	------------------

### AFL PLAYER OF YEAR

<b>1961</b>	George Blanda, QB (UPI, SN)
<b>1967</b>	George Blanda, QB (SN)

### AFL DEFENSIVE ROOKIE OF YEAR

<b>1967</b>	George Webster, LB (SN)
-------------	-------------------------

### NFL PLAYER OF THE YEAR

<b>1978</b>	Earl Campbell, RB (NEA, WA, FD, NY)
<b>1979</b>	Earl Campbell, RB (NEA, WA)
<b>1980</b>	Earl Campbell, RB (NEA, NY, CP)
<b>2003</b>	Steve McNair, QB (DZ)

### NFL OFFENSIVE PLAYER OF YEAR

<b>1978</b>	Earl Campbell, RB (AP)
<b>1979</b>	Earl Campbell, RB (AP, FW)
<b>1980</b>	Earl Campbell, RB (AP)
<b>1990</b>	Warren Moon, QB (AP)
<b>2009</b>	Chris Johnson, RB (AP)

### NFL DEFENSIVE PLAYER OF YEAR

<b>1975</b>	Curley Culp, DT (NEA)
<b>1979</b>	Jesse Baker, DT (FW)

### NFL ROOKIE OF YEAR

<b>1978</b>	Earl Campbell, RB (AP)
<b>1979</b>	Jesse Baker, DT (FW)
<b>1996</b>	Eddie George, RB (SN, FW, SI)
<b>2006</b>	Vince Young, QB (SI, DP)

### NFL OFFENSIVE ROOKIE OF YEAR

<b>1978</b>	Earl Campbell, RB (FW)
<b>1996</b>	Eddie George, RB (AP, FW, FD, CP)
<b>2006</b>	Vince Young, QB (AP, PF, WA)

### NFL DEFENSIVE ROOKIE OF YEAR

<b>1975</b>	Robert Brazile, LB (AP)
<b>1979</b>	Jesse Baker, DT (FW)
<b>1999</b>	Jevon Kearse, DE (AP, FN, FW, CP, FD)

### AFC PLAYER OF YEAR

<b>1978</b>	Earl Campbell, RB (SN, NY)
<b>2000</b>	Eddie George, RB (FN)

### AFC OFFENSIVE PLAYER OF YEAR

<b>1978</b>	Earl Campbell, RB (UPI, KC)
<b>1990</b>	Warren Moon, QB (UPI)

### AFC DEFENSIVE PLAYER OF YEAR

<b>1975</b>	Robert Brazile, LB (SN)
<b>1979</b>	Jesse Baker, DT (FW)
	Mike Reinfeldt, S (KC)

### DIET PEPSI ROOKIE OF YEAR

<b>2006</b>	Vince Young, QB
-------------	-----------------

### ED BLOCK COURAGE AWARD

*(nominee from each NFL team for courage in battling injuries)*

<b>1984</b>	Bob Hamm
<b>1985</b>	Pat Howell
<b>1986</b>	Dean Steinkuhler
<b>1987</b>	Kent Hill
<b>1988</b>	Alonzo Highsmith
<b>1989</b>	Doug Smith
<b>1990</b>	Mike Munchak
<b>1991</b>	Bubba McDowell
<b>1992</b>	Warren Moon
<b>1993</b>	Curtis Duncan
<b>1994</b>	Marcus Robertson
<b>1995</b>	Barron Wortham
<b>1996</b>	Blaine Bishop
<b>1997</b>	Bruce Matthews
<b>1998</b>	Steve Jackson
<b>1999</b>	Steve McNair
<b>2000</b>	Kenny Holmes
<b>2001</b>	Kevin Dyson
<b>2002</b>	Eddie George
<b>2003</b>	Kevin Carter
<b>2004</b>	Keith Bulluck
<b>2005</b>	Tank Williams
<b>2006</b>	Brandon Jones
<b>2007</b>	David Thornton
<b>2008</b>	Chris Hope
<b>2009</b>	Kevin Mawae
<b>2010</b>	Will Witherspoon
<b>2011</b>	Derrick Morgan
<b>2012</b>	Kenny Britt
<b>2013</b>	David Stewart
<b>2014</b>	Michael Griffin

<b>2015</b>	Craig Stevens
<b>2016</b>	Jason McCourty
<b>2017</b>	Karl Klug
<b>2018</b>	Jack Conklin
<b>2019</b>	Jonnu Smith

### TITANS MAN OF THE YEAR

*(nominee from each NFL team for Walter Payton NFL Man of the Year)*

<b>1996</b>	Marcus Robertson
<b>1997</b>	Al Del Greco
<b>1998</b>	Al Del Greco
<b>1999</b>	Chris Sanders
<b>2000</b>	Kenny Holmes
<b>2001</b>	Jason Fisk
<b>2002</b>	Kevin Carter
<b>2003</b>	Kevin Carter
<b>2004</b>	Kevin Carter
<b>2005</b>	Steve McNair
<b>2006</b>	Keith Bulluck
<b>2007</b>	Keith Bulluck
<b>2008</b>	David Thornton
<b>2009</b>	Kyle Vanden Bosch
<b>2010</b>	Cortland Finnegan
<b>2011</b>	Cortland Finnegan
<b>2012</b>	Jared Cook
<b>2013</b>	Delanie Walker
<b>2014</b>	Jason McCourty
<b>2015</b>	Delanie Walker
<b>2016</b>	Jurrell Casey
<b>2017</b>	Wesley Woodyard
<b>2018</b>	Jurrell Casey
<b>2019</b>	Ben Jones
<b>2020</b>	Kevin Byard

### NFL PLAYER OF WEEK

<b>1984</b>	<b>Larry Moriarty, RB, Week 11</b> (AFC Offensive)
<b>1985</b>	<b>Steve Brown, CB, Week 1</b> (AFC Defensive)
	<b>Bo Eason, S, Week 12</b> (AFC Defensive)
<b>1987</b>	<b>Eugene Seale, LB, Week 4</b> (AFC Defensive)
<b>1988</b>	<b>Ray Childress, DT, Week 1</b> (AFC Defensive)
	<b>Allen Pinkett, RB, Week 4</b> (AFC Offensive)
	<b>Drew Hill, WR, Week 9</b> (AFC Offensive)
<b>1989</b>	<b>Warren Moon, QB, Week 6</b> (AFC Offensive)
<b>1990</b>	<b>Warren Moon, QB, Week 6</b> (AFC Offensive)
	<b>Johnny Meads, LB, Week 7</b> (AFC Defensive)
	<b>Warren Moon, QB, Week 11</b> (AFC Offensive)
	<b>Lorenzo White, RB, Week 12</b> (AFC Offensive)
	<b>Warren Moon, QB, Week 15</b> (AFC Offensive)
	<b>Cody Carlson, QB, Week 17</b> (AFC Offensive)
<b>1991</b>	<b>Lamar Lathon, LB, Week 2</b> (AFC Defensive)
	<b>Ernest Givins, WR, Week 6</b> (AFC Offensive)
	<b>Haywood Jeffires, WR, Week 7</b> (AFC Offensive)
	<b>Warren Moon, QB, Week 12</b> (AFC Offensive)

## ALL-TIME HONORS

	<b>Ray Childress, DT, Week 15</b> (AFC Defensive)		(AFC Special Teams)		(AFC Special Teams)
	<b>William Fuller, DE, Week 16</b> (AFC Defensive)		<b>Eddie Robinson, LB, Week 14</b> (AFC Defensive)		<b>2011</b> <b>Marc Mariani, KR/PR, Week 10</b> (AFC Special Teams)
<b>1992</b>	<b>Cody Carlson, QB, Week 13</b> (AFC Offensive)		<b>Eddie George, RB, Week 16</b> (AFC Offensive)		<b>Chris Johnson, RB, Week 12</b> (AFC Offensive)
	<b>Lorenzo White, RB, Week 16</b> (AFC Offensive)	<b>2001</b>	<b>Joe Nedney, K, Week 5</b> (AFC Special Teams)		<b>Colin McCarthy, LB, Week 13</b> (AFC Defensive)
	<b>Ray Childress, DT, Week 17</b> (AFC Defensive)		<b>Joe Nedney, K, Week 6</b> (AFC Special Teams)	<b>2012</b>	<b>Darius Reynaud, KR/PR, Week 3</b> (AFC Special Teams)
<b>1993</b>	<b>Marcus Robertson, S, Week 2</b> (AFC Defensive)		<b>Steve McNair, QB, Week 8</b> (AFC Offensive)		<b>Chris Johnson, RB, Week 7</b> (AFC Offensive)
	<b>Greg Montgomery, P, Week 7</b> (AFC Special Teams)		<b>Derrick Mason, WR, Week 10</b> (AFC Special Teams)		<b>Darius Reynaud, KR/PR, Week 17</b> (AFC Special Teams)
	<b>Warren Moon, QB, Week 8</b> (AFC Offensive)	<b>2002</b>	<b>Steve McNair, QB, Week 12</b> (AFC Offensive)	<b>2013</b>	<b>Alterraun Verner, CB, Week 4</b> (AFC Defensive)
	<b>Gary Brown, RB, Week 11</b> (AFC Offensive)		<b>Carlos Hall, DE, Week 1</b> (AFC Defensive)	<b>2014</b>	<b>Jurrell Casey, DT, Week 6</b> (AFC Defensive)
	<b>Marcus Robertson, S, Week 12</b> (AFC Defensive)		<b>Steve McNair, QB, Week 9</b> (AFC Offensive)	<b>2015</b>	<b>Marcus Mariota, QB, Week 1, 9</b> (AFC Offensive)
	<b>William Fuller, DE, Week 13</b> (AFC Defensive)		<b>Frank Wycheck, TE, Divisional</b> (NFL Offensive)	<b>2016</b>	<b>Marcus Mariota, QB, Week 10</b> (AFC Offensive)
	<b>Steve Jackson, CB, Week 14</b> (AFC Defensive)	<b>2003</b>	<b>Craig Hentrich, P, Week 1</b> (AFC Special Teams)		<b>Ryan Succop, K, Week 15</b> (AFC Special Teams)
	<b>Gary Brown, RB, Week 16</b> (AFC Offensive)		<b>Rocky Boiman, LB, Week 4</b> (AFC Defensive)	<b>2017</b>	<b>Ryan Succop, K, Week 6</b> (AFC Special Teams)
	<b>Blaine Bishop, S, Week 17</b> (AFC Defensive)		<b>Jevon Kearse, DE, Week 7</b> (AFC Defensive)		<b>Kevin Byard, S, Week 7, 17</b> (AFC Defensive)
	<b>Ray Childress, DT, Week 18</b> (AFC Defensive)		<b>Justin McCareins, WR, Week 12</b> (AFC Special Teams)	<b>2018</b>	<b>Dane Cruikshank, S, Week 2</b> (AFC Special Teams)
<b>1995</b>	<b>Chris Chandler, QB, Week 4</b> (AFC Offensive)		<b>Craig Hentrich, P, Week 16</b> (AFC Special Teams)		<b>Marcus Mariota, QB, Week 4</b> (AFC Offensive)
	<b>John Henry Mills, LB, Week 4</b> (AFC Special Teams)		<b>Gary Anderson, K, Week 17</b> (AFC Special Teams)		<b>Wesley Woodyard, LB, Week 10</b> (AFC Defensive)
	<b>Cris Dishman, CB, Week 9</b> (AFC Defensive)	<b>2004</b>	<b>Gary Anderson, K, Wild Card</b> (AFC Special Teams)		<b>Derrick Henry, RB, Week 14</b> (AFC Offensive)
<b>1996</b>	<b>Eddie George, RB, Week 2</b> (AFC Offensive)		<b>Chris Brown, RB, Week 5</b> (AFC Offensive)	<b>2019</b>	<b>Cameron Wake, OLB, Week 1</b> (AFC Defensive)
	<b>Mel Gray, KR, Week 6</b> (AFC Defensive)	<b>2005</b>	<b>Pacman Jones, CB, Week 14</b> (AFC Special Teams)		<b>Ryan Tannehill, QB, Week 14</b> (AFC Offensive)
<b>1997</b>	<b>Eddie George, RB, Week 1</b> (AFC Offensive)	<b>2006</b>	<b>Vince Young, QB, Week 16</b> (AFC Offensive)		<b>Derrick Henry, RB, Week 17</b> (AFC Offensive)
	<b>M. Robertson, FS, Week 14</b> (AFC Defensive)		<b>Casey Cramer, TE, Week 6</b> (AFC Special Teams)	<b>2020</b>	<b>Stephen Gostkowski, K, Week 3</b> (AFC Special Teams)
<b>1998</b>	<b>Blaine Bishop, SS, Week 6</b> (AFC Defensive)		<b>Rob Bironas, K, Week 13</b> (AFC Special Teams)		<b>Derrick Henry, RB, Week 6</b> (AFC Offensive)
	<b>Mike Archie, RB, Week 7</b> (AFC Special Teams)	<b>2007</b>	<b>Chris Brown, RB, Week 1</b> (AFC Offensive)		<b>Jeffery Simmons, DT, Week 9</b> (AFC Defensive)
	<b>Eddie George, RB, Week 10</b> (AFC Offensive)		<b>Keith Bulluck, LB, Week 3</b> (AFC Defensive)		
	<b>Craig Hentrich, P, Week 10</b> (AFC Special Teams)		<b>Kyle Vanden Bosch, DE, Week 16</b> (AFC Defensive)		
<b>1999</b>	<b>Al Del Greco, K, Divisional</b> (AFC Special Teams)		<b>Rob Bironas, K, Week 7</b> (AFC Special Teams)		
	<b>Steve McNair, QB, Week 8, 16,</b> <b>AFC Champ.</b> (AFC Offensive)		<b>Rob Bironas, K, Week 17</b> (AFC Special Teams)		
	<b>Derrick Mason, WR/KR,</b> <b>Week 12, AFC Champ.</b> (AFC Special Teams)	<b>2008</b>	<b>Cortland Finnegan, Week 1</b> (AFC Defensive)		
	<b>Eddie Robinson, LB, Week 14</b> (AFC Defensive)		<b>Keith Bulluck, LB, Week 2</b> (AFC Special Teams)		
	<b>Kevin Dyson, Frank Wycheck,</b> <b>Wild Card</b> (AFC Special Teams)		<b>Craig Hentrich, P, Week 10</b> (AFC Special Teams)		
<b>2000</b>	<b>Derrick Mason, KR/PR, Week 4</b> (AFC Special Teams)		<b>Chris Hope, S, Week 8</b> (AFC Defensive)	<b>2009</b>	<b>Chris Johnson, RB, Week 8</b> (AFC Offensive)
	<b>Randall Godfrey, LB, Week 8, 17</b> (AFC Defensive)		<b>Chris Johnson, RB, Week 8</b> (AFC Offensive)		<b>Vince Young, QB, Week 12</b> (AFC Offensive)
	<b>Samari Rolle, CB, Week 9</b> (AFC Defensive)		<b>Vince Young, QB, Week 12</b> (AFC Offensive)		<b>Keith Bulluck, LB, Week 14</b> (AFC Defensive)
	<b>Al Del Greco, K, Week 14</b> (AFC Defensive)	<b>2010</b>	<b>Chris Johnson, RB, Week 5</b> (AFC Offensive)		<b>Chris Johnson, RB, Week 5</b> (AFC Offensive)
			<b>Marc Mariani, KR/PR, Week 11</b> (AFC Special Teams)		<b>Marc Mariani, KR/PR, Week 11</b> (AFC Special Teams)

NFL.COM ALL-HEART  
PLAYER OF WEEK

<b>2000</b>	Eddie George, RB, Week 6 Bruce Matthews, G, Week 7
-------------	---

## NFL PLAYER OF MONTH

<b>1988</b>	<b>Drew Hill, WR, September</b> (AFC Offensive)
<b>1990</b>	<b>Warren Moon, QB, November</b> (AFC Offensive)
<b>1991</b>	<b>Cris Dishman, CB, October</b> (AFC Defensive)
<b>1992</b>	<b>Lorenzo White, RB, December</b> (AFC Offensive)
<b>1993</b>	<b>Gary Brown, RB, November</b> (AFC Offensive)
	<b>Al Del Greco, K, November</b> (AFC Special Teams)
	<b>Cris Dishman, CB, December</b> (AFC Defensive)
<b>1996</b>	<b>Al Del Greco, K, October</b> (AFC Special Teams)
<b>1998</b>	<b>Craig Hentrich, P, November</b>



## ALL-TIME HONORS

	(AFC Special Teams)
<b>1999</b>	<b>Jevon Kearse, DE, December</b> (AFC Defensive)
<b>2000</b>	<b>Derrick Mason, KR/PR, October</b> (AFC Special Teams)
<b>2002</b>	<b>Steve McNair, QB, December</b> (AFC Offensive)
<b>2003</b>	<b>Steve McNair, QB, October</b> (AFC Offensive)
<b>2007</b>	<b>Rob Bironas, K, October</b> (AFC Special Teams)
<b>2008</b>	<b>Albert Haynesworth, DT, September</b> (AFC Defensive)
<b>2009</b>	<b>Chris Johnson, RB, November</b> (AFC Offensive)
<b>2010</b>	<b>Michael Griffin, S, October</b> (AFC Defensive)
<b>2012</b>	<b>Darius Reynaud, KR/PR, September</b> (AFC Special Teams)
<b>2016</b>	<b>Marcus Mariota, QB, November</b> (AFC Offensive)
<b>2017</b>	<b>Ryan Succop, K, September</b> (AFC Special Teams)
<b>2018</b>	<b>Derrick Henry, RB, December</b> (AFC Offensive)
<b>2019</b>	<b>Ryan Tannehill, QB, December</b> (AFC Offensive)
<b>2020</b>	<b>Stephen Gostkowski, K, September</b> (AFC Special Teams) <b>Derrick Henry, RB, October</b> (AFC Offensive)

### FEDEX AIR PLAYER OF WEEK

<b>2003</b>	Steve McNair, QB, Week 6
<b>2004</b>	Billy Volek, QB, Week 14
<b>2015</b>	Marcus Mariota, QB, Week 9
<b>2016</b>	Marcus Mariota, QB, Week 10
<b>2019</b>	Ryan Tannehill, QB, Week 14
<b>2020</b>	Ryan Tannehill, QB, Week 6

### FEDEX GROUND PLAYER OF WEEK

<b>2004</b>	Chris Brown, RB, Week 5
<b>2007</b>	Chris Brown, RB, Week 1
<b>2009</b>	Chris Johnson, RB, Week 8 Chris Johnson, RB, Week 12
<b>2012</b>	Chris Johnson, RB, Week 7
<b>2013</b>	Chris Johnson, RB, Week 9
<b>2016</b>	DeMarco Murray, RB, Week 10
<b>2018</b>	Derrick Henry, RB, Week 14 Derrick Henry, RB, Week 15
<b>2019</b>	Derrick Henry, RB, Week 10 Derrick Henry, RB, Week 12 Derrick Henry, RB, Week 13 Derrick Henry, RB, Week 14 Derrick Henry, RB, Week 17
<b>2020</b>	Derrick Henry, RB, Week 6 Derrick Henry, RB, Week 11

### FEDEX GROUND PLAYER OF YEAR

<b>2009</b>	Chris Johnson, RB
<b>2019</b>	Derrick Henry, RB

### NFL ROOKIE OF MONTH

<b>1996</b>	Eddie George, RB, Sept.
<b>1999</b>	Jevon Kearse, DE, Sept., Nov., Dec.
<b>2008</b>	Chris Johnson, RB, Sept.
<b>2015</b>	Marcus Mariota, QB, Sept.
<b>2019</b>	A.J. Brown, WR, Dec.

### PEPSI NFL ROOKIE OF THE WEEK

<b>2006</b>	Vince Young, QB, Week 12
-------------	--------------------------

	Vince Young, QB, Week 13 Vince Young, QB, Week 14 Vince Young, QB, Week 16
<b>2008</b>	Chris Johnson, RB, Week 7 Chris Johnson, RB, Week 9
<b>2011</b>	Colin McCarthy, LB, Week 13
<b>2015</b>	Marcus Mariota, QB, Week 1
<b>2019</b>	A.J. Brown, WR, Week 12

### AFC OFFENSIVE ROOKIE OF YEAR

<b>1996</b>	Eddie George, RB (PF, FD, CP)
<b>2006</b>	Vince Young, QB (AP, PF, WA)

### AFC DEFENSIVE ROOKIE OF YEAR

<b>1999</b>	Jevon Kearse, DE (AP, PFW, FN, CFW)
-------------	-------------------------------------

### AFL ALL-ROOKIE

<b>1967</b>	George Webster, LB
-------------	--------------------

### NFL ALL-ROOKIE

<b>1972</b>	Guy Mardock, C
<b>1973</b>	Gregg Bingham, LB John Matuszak, DT
<b>1975</b>	Robert Brazile, LB
<b>1977</b>	Rob Carpenter, RB Bill Currier, DB George Reihner, G Earl Campbell, RB
<b>1978</b>	Jesse Baker, DT
<b>1979</b>	Vernon Perry, S Carl Roaches, KR
<b>1980</b>	Steve Brown, CB
<b>1983</b>	Bruce Matthews, T Harvey Salem, T Brian Sochia, DT
<b>1984</b>	Warren Moon, QB Dean Steinkuhler, T Ray Childress, DT
<b>1985</b>	Ernest Givins, WR
<b>1986</b>	Bubba McDowell, S
<b>1989</b>	John Flannery, C
<b>1991</b>	Eddie Robinson, LB
<b>1992</b>	Brad Hopkins, T
<b>1993</b>	Chris Sanders, WR
<b>1995</b>	Gary Walker, DT
<b>1996</b>	Eddie George, RB
<b>1997</b>	Kenny Holmes, DE
<b>1998</b>	Kevin Long, C
<b>1999</b>	Jevon Kearse, DE John Thornton, DT
<b>2002</b>	Carlos Hall, DE
<b>2004</b>	Jacob Bell, G
<b>2005</b>	Pacman Jones, CB/PR/KR
<b>2006</b>	Vince Young, QB
<b>2008</b>	Chris Johnson, RB
<b>2010</b>	Marc Mariani, PR/KR
<b>2014</b>	Taylor Lewan, T
<b>2016</b>	Jack Conklin, T
<b>2019</b>	A.J. Brown, WR

### PRO BOWL PLAYER OF GAME

<b>1976</b>	Billy Johnson, PR
<b>2017</b>	Delanie Walker, TE (Offensive MVP)

### NFL 75th ANNIVERSARY TEAM

Ken Houston, S
Billy Johnson, PR

### AFL ALL-TIME TEAM

George Blanda, K (First Team)
Miller Farr, CB (Second Team)
Charlie Hennigan, WR (Second Team)
Bob Talamini, G (Second Team)
George Webster, LB (First Team)

### NFL ALL-DECADE TEAM

<b>1970s</b>	Robert Brazile, LB (Second Team) Earl Campbell, RB (Second Team) Ken Houston, S (First Team) Billy Johnson, KR (Second Team) Billy Johnson, PR (First Team)
<b>1980s</b>	Mike Munchak, G (Second Team)
<b>1990s</b>	Mel Gray, PR & KR (Second Team) Bruce Matthews, G (First Team) Mark Stepnoski, C (Second Team)
<b>2000s</b>	Kevin Mawae, C (First Team)

### PRO FOOTBALL HALL OF FAME ALL-TIME TEAM

Bruce Matthews, G
George Blanda, K

### NFL ALUMNI

<b>1999</b>	Jevon Kearse, DE (Pass Rusher of the Year)
<b>2000</b>	Bruce Matthews, G (Offensive Lineman of the Year)

### TEAM CAPTAINS (SINCE 2007)

<b>2007</b>	Vince Young, QB (offense) Kevin Mawae, C (offense) Keith Bulluck, LB (defense) Kyle Vanden Bosch, DE (defense) Craig Hentrich, P (special teams)
<b>2008</b>	Vince Young, QB (offense) Kevin Mawae, C (offense) Keith Bulluck, LB (defense) Kyle Vanden Bosch, DE (defense) Craig Hentrich, P (special teams)
<b>2009</b>	Kerry Collins, QB (offense) Kyle Vanden Bosch, DE (defense) Craig Hentrich, P (special teams) Donnie Nickey, S (special teams)
<b>2010</b>	Vince Young, QB (offense) Ahmard Hall, FB (offense) Stephen Tulloch, LB (defense) Donnie Nickey, S (special teams)
<b>2011</b>	Matt Hasselbeck, QB (offense) Cortland Finnegan, CB (defense) Tim Shaw, LB (special teams)
<b>2012</b>	Jake Locker, QB (offense) Steve Hutchinson, G (offense) Jason McCourty, CB (defense) Colin McCarthy, LB (defense)
<b>2013</b>	Tim Shaw, LB (special teams) Jake Locker, QB (offense) Michael Roos, T (offense) Nate Washington, WR (offense) Jason McCourty, CB (defense) Bernard Pollard, S (defense) Patrick Bailey, LB (special teams)
<b>2014</b>	Jake Locker, QB (offense) Nate Washington, WR (offense) Jurrell Casey, DT (defense) Wesley Woodyard, LB (defense) George Wilson, S (special teams)
<b>2015</b>	Taylor Lewan, T (offense) Delanie Walker, TE (offense) Jurrell Casey, DT (defense)

## ALL-TIME HONORS

Marcus Mariota, QB (offense)  
Dexter McCluster, RB (offense)  
Jason McCourty, CB (defense)  
Brian Orakpo, OLB (defense)  
Wesley Woodyard, LB (special teams)

### TEAM CAPTAINS CONT.

**2016** Marcus Mariota, QB (offense)  
Delanie Walker, TE (offense)  
Jurrell Casey, DT (defense)  
Brian Orakpo, OLB (defense)  
Daimion Stafford, S (special teams)  
Wesley Woodyard, LB (special teams)

**2017** Marcus Mariota, QB (offense)

Delanie Walker, TE (offense)  
Jurrell Casey, DT (defense)  
Brian Orakpo, OLB (defense)  
Tim Shaw, Alumni (special teams)  
Wesley Woodyard, LB (special teams) **2020**

**2018** Ben Jones, C (offense)  
Marcus Mariota, QB (offense)  
Delanie Walker, TE (offense)  
Jurrell Casey, DT (defense)  
Wesley Woodyard, LB (defense)  
Daren Bates, LB (special teams)

**2019** Ben Jones, C (offense)  
Marcus Mariota, QB (offense)

Kevin Byard, S (defense)  
Jurrell Casey, DT (defense)  
Wesley Woodyard, LB (special teams)

Ryan Tannehill, QB (offense)  
Derrick Henry, RB (offense)  
Kevin Byard, S (defense)  
DaQuan Jones, DL (defense)  
Brett Kern, P (special teams)

## TITANS/OILERS HALL OF FAME

In recognition of the 40th season of the Houston Oilers/Tennessee Titans organization in 1999, the team's late owner K.S. "Bud" Adams, Jr. created an official team Hall of Fame, featuring players and staff from the past, while creating a special place for Titans stars of the future to be recognized. To date, 14 individuals have been named to the franchise's Hall of Fame:

NAME	POSITION	YEARS WITH FRANCHISE	INDUCTED
K.S. "Bud" Adams, Jr.	Team Owner/Founder	1959-2013	Sept. 7, 2008
Elvin Bethea	Defensive End	1968-83	Dec. 9, 1999
George Blanda	Quarterback/Kicker	1960-66	Dec. 9, 1999
Robert Brazile	Linebacker	1975-84	Oct. 14, 2018
Earl Campbell	Running Back	1978-84	Dec. 9, 1999
Eddie George	Running Back	1996-2003	Oct. 27, 2008
Mike Holovak	General Manager	1981-99	Dec. 9, 1999
Ken Houston	Safety	1967-72	Dec. 9, 1999
Bruce Matthews	Offensive Lineman	1983-2002	Dec. 8, 2002
Steve McNair	Quarterback	1995-2005	Oct. 27, 2008
Warren Moon	Quarterback	1984-93	Oct. 1, 2006
Mike Munchak	Guard	1982-93	Dec. 9, 1999
Jim Norton	Safety/Punter	1960-68	Dec. 9, 1999
Frank Wycheck	Tight End	1995-2003	Oct. 27, 2008



*Eddie George, Steve McNair and Frank Wycheck were inducted into the team's Hall of Fame during the 2008 season.*



## FRANCHISE PRO FOOTBALL HALL OF FAMERS

### **GEORGE BLANDA**

QUARTERBACK/KICKER • 6'2" • 215 lbs • COLLEGE: KENTUCKY  
NFL SEASONS: 26 • YEARS WITH OILERS: 7 (1960-66)  
HOMETOWN: YOUNGWOOD, PA. • BORN: SEPT. 27, 1927  
GAMES PLAYED: 340 • HALL OF FAME INDUCTION: 1981

George Blanda, who came out of retirement with the emergence of the American Football League in 1960, was the offensive catalyst for the explosive Oiler squads of the early 1960s. He played quarterback and handled the placekicking chores in Columbia blue for seven of his NFL-record 26 seasons in the league. Blanda was the team's leading passer and scorer in each of those seven seasons and still owns franchise records for most extra points (299), most touchdown passes in a season (36) and most touchdown passes in a game (7). He is also third in points scored with 596. The 36 scoring tosses stood as an NFL record for an astounding 23 years. Blanda's NFL career records included most games (340), most points (2,002) and most extra points (943). He also passed for 236 touchdowns. Blanda captained the Oilers to two consecutive AFL titles in 1960 and 1961, earning AFL Player of the Year honors in 1961. Blanda's career was divided into three distinct parts, 10 years with the Chicago Bears, seven seasons with the Houston Oilers and nine years with the Oakland Raiders. In 1970, he became the oldest quarterback to play in a title game. He was just a month shy of his 49th birthday when he retired before the 1976 season. Blanda passed away at age 83 on Sept. 27, 2010.

### **KEN HOUSTON**

SAFETY • 6'3" • 197 lbs • COLLEGE: PRAIRIE VIEW A&M  
NFL SEASONS: 14 • YEARS WITH OILERS: 6 (1967-72)  
HOMETOWN: LUFKIN, TEXAS • BORN: NOV. 12, 1944  
GAMES PLAYED: 196 • HALL OF FAME INDUCTION: 1986

Considered one of the best safeties in football history, Ken Houston picked off 49 passes (898 yards), recovered 21 fumbles and scored 12 touchdowns over his 14-season NFL career, earning Pro Bowl honors 12 consecutive times (1968-69 AFL, 1970-79 NFL). Houston returned an NFL-record nine interceptions for a touchdown in his six seasons as an Oiler. Four of those scores came in 1971, tying an NFL record. He returned two in one game against San Diego in the 1971 season finale, which also ties an NFL mark. His other three touchdowns came on a punt return, a fumble return and a blocked field goal return. Houston also holds the Oilers record for most career interception return yards with 650. With a long, fluid stride, Houston had excellent speed and quickness. His 6-3, 197-pound frame made him an ideal pass defender. Yet his lean, muscular body helped him to become a punishing tackler. Originally a ninth-round draft choice out of Prairie View A&M, Houston earned a starter's role by the third game of his rookie season. Two weeks later in a game against the New York Jets, he scored two touchdowns, one on a 71-yard blocked field goal attempt, and the other on a 43-yard interception return. After excelling for six years with the Oilers, Ken was traded to the Redskins for five veteran players in 1973. The Redskins once referred to Houston as "pro football's most underrated superstar," but his capabilities were widely recognized. He won all-league acclaim with the Oilers in 1969 and 1971, and then was either All-Pro or All-NFC with the Redskins every year from 1973 to 1979. He was selected for either the AFL All-Star game or the AFC-NFC Pro Bowl 12 straight seasons from 1968 through 1979. He played in 183 consecutive games before suffering a broken arm against the New York Giants Nov. 25, 1979.

### **EARL CAMPBELL**

RUNNING BACK • 5'11" • 232 lbs • COLLEGE: TEXAS  
NFL SEASONS: 8 • YEARS WITH OILERS: 7 (1978-84)  
HOMETOWN: TYLER, TEXAS • BORN: MARCH 29, 1955  
GAMES PLAYED: 115 • HALL OF FAME INDUCTION: 1991

Earl Campbell, a 5-11, 232-pound ball-carrying dynamo from the University of Texas, joined the Houston Oilers as the first player taken in the 1978 National Football League Draft. The first player to earn All-Southwest Conference honors four years, Campbell was a consensus All-America

and the Heisman Trophy winner in 1977. Campbell took the NFL by storm from the outset. In 1978, he was named the NFL's Most Valuable Player, All-Pro, and Rookie of the Year. He won the league rushing championship with a club-record 1,450 yards and was named to the AFC Pro Bowl squad. It was more of the same the next two years with NFL rushing titles, MVP honors, and consensus All-Pro acclaim each season. He followed his rookie campaign with 1,697 yards in 1979, but his finest year came in 1980 when he rushed for 1,934 yards, which at the time was second only to O. J. Simpson's 2,003 yards gained in 1973. That year, Campbell gained over 200 yards in four games. In 1981, he won his fourth straight AFC rushing title with 1,376 yards. A sensational runner, Campbell was picked for the Pro Bowl five of his first six NFL seasons (1978-81, 1983). In his eight-year career, which finished in New Orleans, Campbell rushed 2,187 times for 9,407 yards, and 74 touchdowns, retiring as the NFL's seventh all-time leading rusher. He also gained 806 yards on 121 receptions to bring his career combined net yards total to 10,213. He set Oilers records for most career yards (8,574), most career attempts (1,979), most touchdown runs (73) and most consecutive games with a rushing touchdown (5). His most famous performance came in a Monday night game against Miami in his rookie season. That night, he rushed for 199 yards and four touchdowns to lead the Oilers to a spectacular 35-30 victory. In spite of the constant pounding he took from opposing defenders, Earl missed only six games out of 115 because of injuries. Midway into his seventh season, he was traded by the Oilers to the New Orleans Saints for a first-round draft pick. He played a season and a half with the Saints before retiring after the 1985 campaign. Campbell is one of just four people officially designated a Texas Legend by the Texas State Legislature. The others are Davy Crockett, Sam Houston and Stephen F. Austin. Campbell was the only designee of the 20th century.

### **CHARLIE JOINER**

WIDE RECEIVER • 5'11" • 188 lbs • COLLEGE: GRAMBLING  
NFL SEASONS: 18 • YEARS WITH OILERS: 4 (1969-72)  
HOMETOWN: MANY, LA. • BORN: OCT. 14, 1947  
GAMES PLAYED: 239 • HALL OF FAME INDUCTION: 1996

Charlie Joiner played 18 seasons in the NFL, including his first four with the Houston Oilers. One of the league's most prolific receivers, he amassed 750 career receptions for 12,146 yards and 65 touchdowns, ranking as the league's leading receiver of all-time when he retired at the age of 39 in 1986. His 18 seasons played were longer than any other wide receiver in history at the time of his retirement. The Oilers originally targeted Joiner for the defensive backfield when they picked the 5-11, 180-pounder from Grambling in the fourth round of the 1969 AFL-NFL Draft. Joiner played briefly on defense and the kickoff return team but soon became established as a premier pass catcher. Joiner caught 82 of his 750 career passes as an Oiler, totaling 1,480 yards and 12 touchdowns. He paced the squad with 681 yards and seven touchdown grabs in 1971. In his fourth season in 1972, Houston sent him to the Cincinnati Bengals in a four-player swap. Four years later in 1976, he was traded to San Diego. With the Chargers, Joiner blossomed into super-stardom. He and quarterback Dan Fouts formed a lethal pass-catch team that accounted for the preponderance of his 586 receptions as a Charger. During his 11 years in San Diego, Joiner caught 50 or more passes seven times and had 70 or more receptions three seasons. Injuries cut into his playing time at the beginning, but in a 193-game span over his final 13 seasons, Joiner missed only one game. He was an All-NFL pick in 1980 and a Pro Bowl choice three times. In the 1980 AFC title game, he led the Chargers with six receptions for 130 yards and two touchdowns. Blessed with excellent speed and tantalizing moves, Joiner averaged 16.2 yards per catch and accounted for 12,146 yards and 65 touchdowns. When he was inducted into the Pro Football Hall of Fame in 1996, Joiner ranked fifth in receptions and sixth in receiving yardage on the NFL's all-time list. Joiner was once described by San Francisco 49ers coaching great Bill Walsh as "the most intelligent, the smartest, the most calculating receiver the game has ever known."

## FRANCHISE PRO FOOTBALL HALL OF FAMERS

### **MIKE MUNCHAK**

GUARD • 6'3" • 281 lbs • COLLEGE: PENN STATE  
NFL SEASONS: 12 • YEARS WITH OILERS: 12 (1982-93)  
HOMETOWN: SCRANTON, PA. • BORN: MARCH 5, 1960  
GAMES PLAYED: 159 • HALL OF FAME INDUCTION: 2001

Mike Munchak was the eighth player overall and the first offensive lineman chosen in the 1982 National Football League draft. Selected by the Oilers, the former Penn State standout was an immediate success with the Houston club, earning the starting left guard spot in his first training camp. The 6-3, 281-pound lineman wasted little time establishing himself as one of the premier guards in the NFL. In 1984, in just his third year in the league, he was named to the first of seven All-AFC teams. That same year he received the first of nine Pro Bowl invitations. Not coincidentally, the Oilers' on-the-field successes increased as Munchak's development and experience increased. From their dismal 1-8 record in the strike-shortened 1982 season, the Oilers improved nearly every year that Munchak played. Along the way, the team advanced to the playoffs seven consecutive years (1987-1993) and captured the 1991 and 1993 AFC Central Divisional crowns. Munchak was a devastating blocker and considered the key to an offensive line that kept the Oilers at or near the top of the NFL's offensive statistical categories. In 1988 he led the Oilers' offensive line that gave up just 24 quarterback sacks which was third in the NFL. It was also the fewest sacks allowed by the team in 10 seasons. The following season the offensive line held opponents to no sacks in six games. In 1991, the Oilers offensive line finished second in the AFC and fourth in the NFL in the fewest quarterback sacks allowed. Behind the Munchak-led line, Houston led the NFL in total offense in 1990 and passing offense in 1990 and 1991. The Oilers finished second in points scored in 1990 and second in total offense in 1991. Equally effective as a run blocker, Munchak led the Oilers offensive charge in 1993 as the team finished fourth in the NFL in both average gain per rushing play (4.4) and average gain per offensive play (5.3). Although he suffered from chronic knee problems, Munchak played in 159 regular season games. His 12 seasons with the Oilers tied him for second longest in the franchise's history at the time of his retirement. He became the first player inducted into the Hall of Fame who played his entire career with the Oilers. Long-time teammate Bruce Matthews presented Munchak for induction.

### **ELVIN BETHEA**

DEFENSIVE END • 6'2" • 260 lbs • COLLEGE: NORTH CAROLINA A&T  
NFL SEASONS: 16 • YEARS WITH OILERS: 16 (1968-83)  
HOMETOWN: TRENTON, N.J. • BORN: MARCH 1, 1946  
GAMES PLAYED: 210 • HALL OF FAME INDUCTION: 2003

Defensive end Elvin Bethea, an eight-time Pro Bowl selection during his outstanding career with the Houston Oilers, was named to the five-man class of the 2003 Pro Football Hall of Fame that included running back Marcus Allen, guard Joe DeLamielleure, wide receiver James Lofton, and coach Hank Stram. A third-round draft pick in 1968 (77th player overall) Bethea played in 210 games over 16 seasons, never missing a game until breaking his arm on Nov. 13, 1977. He was considered a "steal" in a draft class that produced three future Hall of Fame players in Larry Csonka, Art Shell, and Ron Yary. When he retired, he held three team records relating to career service: most seasons (16), most career regular season games played (210), and most consecutive regular season games played (135). Having led the team in sacks in six seasons, Bethea's unofficial 105-career sack total still ranks first in franchise history, including his team-best 17 sacks in 1973. He recorded four sacks and a fumble recovery in his best single game performance against San Diego in 1976. He played in eight playoff games and posted 691 career tackles. Bethea also played in eight Pro Bowls (1970, 1972-1976, 1979, 1980) and earned All-Pro second-team honors in 1973, 1975, 1978, and 1979. More than just a pass rusher, Bethea was also effective against the run. Eventhough 1974 was the first year such statistics were compiled by the Oilers, his 691 career tackles, are still among the best in franchise history, even excluding the first six years of his career. "When people ask me who the best guy I ever played against was I always tell them Elvin Bethea and Lyle Alzado because both

of them were complete ballplayers," said Art Shell, Hall of Fame member of the Oakland Raiders. "Elvin was one of the quickest guys I've ever been around. We always had to double-team him. There were times when I was supposed to block him when he would get by me so quick. And then Gene Upshaw was supposed to pick him up and he also got by him so quick that we would get back to the huddle and Upshaw would say, 'Did you see that?' and I'd say, 'Yeah, I saw that. He just beat the heck out of me too!' Elvin was just a great player."

### **WARREN MOON**

QUARTERBACK • 6'3" • 212 lbs • COLLEGE: WASHINGTON  
NFL SEASONS: 17 • YEARS WITH OILERS: 10 (1984-93)  
HOMETOWN: LOS ANGELES, CALIF. • BORN: NOVEMBER 18, 1956  
GAMES PLAYED: 208 • HALL OF FAME INDUCTION: 2006

Warren Moon, the fourth leading passer in NFL history, was inducted into the 2006 class of the Pro Football Hall of Fame. Moon played 10 years (1984-93) with the Oilers/Titans organization and holds the franchise records for passing yards (33,685) and touchdowns (196), while leading the Oilers to seven consecutive playoff appearances from 1987-93. During a 17-year NFL career, Moon played for the Houston Oilers, Minnesota Vikings, Seattle Seahawks and Kansas City Chiefs and amassed 49,325 passing yards, 291 touchdowns and 102 wins. He earned nine Pro Bowl invitations (tied for the most by a quarterback with John Elway and Dan Marino), posted nine 3,000 yard seasons, 49 300-yard games and led his team to nine playoff appearances. His eight consecutive playoff berths matched a feat accomplished by Terry Bradshaw and Joe Montana. At the time of his retirement, he held the single-season passing yardage record for three different franchises: Oilers (4,367 in 1991), Vikings (4,364 in 1994) and Seahawks (3,678 in 1997). Moon tallied many accomplishments during his Oiler career. His finest season came in 1990, throwing for 4,689 yards (363 for 584) and 33 touchdowns in only 15 games. He earned AP NFL Offensive Player of the Year for his efforts and his third of nine Pro Bowl invitations. Against Kansas City in 1990, Moon threw for 527 yards, which ranks as the second highest single-game total in NFL history (Norm Van Brocklin, 554 yards in 1951). In 1991, he surpassed the previous season's yardage total with 4,690 yards and became just the third player (Marino, Fouts) in NFL history to produce consecutive 4,000 yard passing seasons. Moon joined the Oilers and the NFL in 1984, after six seasons in the Canadian Football League, where he led his team to five Grey Cups (League Champions). In the CFL, Moon threw for 21,228 yards and 144 touchdowns. Moon was driven to play in the CFL after drawing little interest from the NFL as a starting quarterback following his senior season at the University of Washington. Moon became the first African-American quarterback to be inducted into the Pro Football Hall of Fame and his legacy as a minority quarterback cannot be underestimated. At the time of his arrival in the NFL only two black quarterbacks had been significant starters for their NFL teams (Shack Harris, Rams; Doug Williams, Tampa Bay).

### **BRUCE MATTHEWS**

GUARD/TACKLE/CENTER • 6'5" • 305 lbs • COLLEGE: USC  
NFL SEASONS: 19 • YEARS WITH OILERS: 19 (1983-2001)  
HOMETOWN: ARCADIA, CALIF. • BORN: AUGUST 8, 1961  
GAMES PLAYED: 296 • HALL OF FAME INDUCTION: 2007

Arguably one of the best offensive linemen to ever play the game, Bruce Matthews became the first Tennessee Titan to be inducted into the Pro Football Hall of Fame. At the time of his retirement, Matthews played in more NFL games (296) than any non-kicker in the league's history. Longevity and durability were his hallmarks, but that coupled with his unparalleled play, earning a league record 14 consecutive Pro Bowl (9 at guard and 6 at center) selections (tied with Merlin Olsen) and seven times named AP All-Pro, made him one of the all-time greats. He rose to the challenges presented to him in starting at every position on the offensive line during his NFL career (87 C, 99 LG, 67 RG, 22 RT, 17 LT). He becomes the first Hall of Fame offensive lineman to play significant time

## FRANCHISE PRO FOOTBALL HALL OF FAMERS

at all five offensive line positions. A constant for the Oilers/Titans franchise, Matthews started in a team record 229 consecutive games (streak started at Indianapolis, Nov. 29, 1987) and never missed a game because of injury. His 19 seasons also are a team record and he ranks second in NFL history for years with one team behind Jackie Slater, who spent 20 seasons with the Rams. Matthews and G Randall McDaniel (Vikings) were the only two NFL players to play in every game during the decade of the 90's. Matthews was a part of nearly one-half of the franchise's first 42-years of history and helped the team win 146 games, make the playoffs nine times, earn the only three AFC Central titles in team history, earn an AFC Championship and the franchise's only Super Bowl appearance. He blocked for 15 quarterbacks and 27 running backs, including five different 1,000-yard rushers (Earl Campbell, Mike Rozier, Lorenzo White, Gary Brown and Eddie George). During his career, he played in offenses that produced nine 1,000-yard rushing seasons and eight 3,000-yard passers. Additionally, he played in 42 different stadiums during his NFL career. During his career, Matthews blocked on a line that helped produce 65 100-yard rushing performances and 48 300-yard passing performances. Originally drafted by the Houston Oilers in the first round (ninth overall) of the 1983 NFL Draft, Matthews earned All-America honors at the University of Southern California. Matthews and his brother, Clay, each played 19 NFL seasons and the duo set an NFL record for games played by a pair of brothers with 574 games. Clay Matthews played in 278 games during his NFL career. Matthews had his number 74 jersey retired by the team and was inducted into the organization's Hall of Fame during a December, 2002 ceremony. Matthews joined a 2007 Hall of Fame class that included Dallas Cowboys WR Michael Irvin, Buffalo Bills RB Thurman Thomas, Detroit Lions TE Charlie Sanders, Cleveland Browns G Gene Hickerson, and St. Louis CB Roger Wehrli.

### **CURLY CULP**

**DEFENSIVE TACKLE • 6'2" • 265 lbs • COLLEGE: ARIZONA STATE  
NFL SEASONS: 14 • YEARS WITH OILERS: 7 (1974-1980)  
HOMETOWN: YUMA, ARIZ. • BORN: MARCH 10, 1946  
GAMES PLAYED: 179 • HALL OF FAME INDUCTION: 2013**

Curley Culp was voted into the Pro Football Hall of Fame in 2013. A six-time Pro Bowl selection, Culp played in 179 games during his NFL career with the Kansas City Chiefs (1968-1974), Houston Oilers (1974-1980) and Detroit Lions (1980-81). He was considered the prototypical nose tackle and helped pioneer the 3-4 defense. Hailing from Arizona State, where he was an All-American in both football and wrestling, Culp was selected in the second round of the 1968 NFL Draft by the Denver Broncos, who intended to use him as an offensive guard. However, his brief stint in Denver ended when he was traded to the Chiefs, who inserted him permanently on the defensive side. In 1969, the Chiefs won Super Bowl IV, and Culp was an instrumental member of one of the league's top defenses. He helped the Chiefs defeat the Oakland Raiders in the AFL Championship Game and the Minnesota Vikings in the Super Bowl. In 1974, during his seventh campaign in Kansas City, Culp was traded to the Oilers along with a first-round draft pick (used to select Robert Brazile) in exchange for John Matuszak. The move paid almost immediate dividends for the Oilers, who previously suffered through 1-13 records in both 1972 and 1973. In 1975, Culp's first full season in Houston, he helped the Oilers to a record of 10-4, the first winning mark for the club in eight years. With Culp anchoring the defense, the Oilers finished with the AFC's top-ranked run defense (third in the NFL). Individually, Culp produced arguably the finest season of his career, recording 11.5 sacks and earning NFL Defensive Player honors by the Newspaper Enterprise Association. Culp continued as a leader of the Oilers defense that culminated in back-to-back appearances in the AFC championship games in 1978 and 1979. He was named to one AFL All-Star Game and five Pro Bowls during his career. Culp also was picked as a first-team All-Pro in 1975 and a second-team selection in 1971, 1977, 1978, and 1979. He was selected first- or second-team All-AFC five times. "Curley Culp was perhaps the strongest man I ever lined up against," said Raiders Hall of Fame center Jim Otto. Culp used his strong wrestling background to create havoc for opposing guards and centers. He was the 1968 NCAA heavyweight wrestling champion and was named to the U.S.

Olympic wrestling team that year. Culp joined a 2013 Hall of Fame class that included offensive linemen Larry Allen and Jonathan Ogden, wide receiver Cris Carter, coach Bill Parcells, linebacker Dave Robinson and defensive lineman Warren Sapp.

### **ROBERT BRAZILE**

**LINEBACKER • 6'4" • 241 lbs • COLLEGE: JACKSON STATE  
NFL SEASONS: 10 • YEARS WITH OILERS: 10 (1975-84)  
HOMETOWN: MOBILE, ALA. • BORN: FEB. 7, 1953  
GAMES PLAYED: 147 • HALL OF FAME INDUCTION: 2018**

Robert Brazile was voted into the Pro Football Hall of Fame in 2018. As a rookie in 1975, he made an instant impact as he helped Houston notch the franchise's first winning season in eight years with a 10-4 record. He went on to win Defensive Rookie of the Year in 1975. With his speed, strength, tackling and coverage ability, Brazile helped revolutionize the outside linebacker position in a 3-4 defense. Nicknamed 'Dr. Doom,' Brazile started all 147 regular season games during his career and made seven postseason starts, including back-to-back AFC Championship Games (1978-79). He recorded nine tackles and one fumble recovery in the 1978 AFC Championship game. He was elected to seven career Pro Bowls and named All-Pro for five consecutive seasons (1976-80). Brazile registered a career-best 185 tackles in 1978 on his way to helping the Oilers secure three consecutive 10-win seasons and three consecutive playoff berths (1987-80). His career statistics include 13 interceptions, 14 fumble recoveries and 6.5 sacks in both 1976 and 1980. Brazile was named to the NFL's All-Decade Team of the 1970s.

### **KEVIN MAWAE**

**CENTER • 6'4" • 289 lbs • COLLEGE: LOUISIANA STATE  
NFL SEASONS: 16 • YEARS WITH TITANS: 4 (2005-09)  
HOMETOWN: LEEVILLE, LA. • BORN: JAN. 23, 1971  
GAMES PLAYED: 241 • HALL OF FAME INDUCTION: 2019**

Kevin Mawae was elected to the Pro Football Hall of Fame Class of 2019 and became the first established Titan without connections to the Houston Oilers to receive the honor. He played four seasons (2006-09) in Tennessee. Mawae entered the NFL as a second-round pick of the Seattle Seahawks in the 1994 NFL Draft. He began his career at right guard before being moved to center at the start of the 1996 season and remained at that position for the rest of his NFL career. After four seasons (1994-97) in the Northwest, the Louisiana State product signed a free agent deal with the New York Jets in 1998. In his first season in New York, Mawae helped running back Curtis Martin rush for a Jets franchise record eight 100-yard rushing games en route to 1,287-yard season. In 1999, he was named to his first of eight Pro Bowls and paved the way for Martin's then franchise-record 1,464 rushing yards. The 6-foot-4-inch, 289-pounder played in an astounding 177 consecutive games before a serious triceps injury ended his 2005 campaign after six games. Mawae signed a free agent deal with the Titans in 2006. In his first season with Tennessee, he made an immediate impact and was a part of an offense that ranked third in the AFC and fifth in the NFL in rushing with 2,214 yards. Three seasons later, he helped Chris Johnson amass a franchise-best 2,006 rushing yards, becoming just the sixth player all-time to accomplish the feat. In 241 career games over 16 seasons, Mawae was extremely durable and known for his toughness in the trenches. He was a first-team, all-decade center for the 2000s and blocked for a 1,000-yard rusher in 13 of his 16 seasons. Running backs Chris Warren (1,545 yards in 1994), Martin (1,697 in 2004), LenDale White (1,110 in 2007) and Johnson (2,006 in 2009) had the highest season rushing totals of their careers with Mawae on the line. He played 90 games in which there was a 100-yard rusher, the most by any offensive lineman in NFL history.



## RETIRED JERSEY NUMBERS

In the history of the Oilers/Titans franchise, only eight players have had the distinction of having their jersey number retired — **Jim Norton** (No. 43), **Elvin Bethea** (No. 65), **Earl Campbell** (No. 34), **Mike Munchak** (No. 63), **Bruce Matthews** (No. 74), **Warren Moon** (No. 1), **Eddie George** (No. 27) and **Steve McNair** (No. 9).



**Jim Norton** played nine seasons for the Oilers (1960-68) as a safety and as a punter, establishing team records at both positions. As a rookie from the University of Idaho, Norton was a member of the Oilers' 1960 AFL Championship team. A four-time league all-star, he holds the club record for most interceptions in a career with 45. Also an accomplished punter, Norton was tops in club history with 519 career punts for a 42.3-yard career average and a long kick of 79 yards (11/22/64 vs. Kansas City).




**Elvin Bethea** joined the Oilers in 1968 after an outstanding career at North Carolina A&T. He started at defensive end in the 1968 season opener and didn't miss a game until breaking his arm in November 1977. That streak of 135 consecutive games played stands third in team history. An eight-time Pro Bowler (1970, 1972-76, 1978-80), Bethea ranks second for most seasons played (16, 1968-83), while his 210 games played (1968-83) also stands second behind Bruce Matthews. Bethea led the team

in sacks six times, including a career-best mark of 17 in 1973. The Oilers honored him with an "Elvin Bethea Appreciation Night" on Aug. 4, 1983. He became the sixth player in franchise history to be inducted into the Pro Football Hall of Fame on Aug. 3, 2003.



**Earl Campbell**, the franchise's second leading rusher and a member of the Pro Football Hall of Fame, was honored by having his number retired at ceremonies on Aug. 13, 1987. He set a single-season club record with a league-leading 1,450 yards his rookie season. Campbell followed that performance with 1,697 yards in 1979 and an astounding 1,934 yards in 1980. Both those totals led the NFL and the latter was second only to O.J. Simpson's 2,003 yards in 1973. Campbell was selected to five

Pro Bowls (1978-81, 1983) and retired as the NFL's seventh all-time leading rusher (9,407). He ranks second in franchise history in career rushing yards (8,574) and attempts (1,979), first in touchdown runs (73) and first in most consecutive games with a rushing touchdown (5).



**Mike Munchak** joined the Oilers as a first-round draft pick in 1982 out of Penn State. He was the first offensive lineman selected in the draft and the eighth overall selection. Munchak won the starting left guard position as a rookie and went on to play in 12 campaigns (1982-93) and 159 games (156 starts) for the Oilers. He is tied for third on the team's all-time list for seasons played and ranks fifth in games played. Munchak became a fixture on an offensive line that helped the Oilers to seven consecutive

playoff appearances (1987-93). One of the premier guards in the National Football League, Munchak was selected to NFL's "Team of the Decade" for the 1980s and was chosen in 1989 to Oilers' 30th Anniversary "Dream Team." He ranks second in club annals with nine Pro Bowl selections, seven as a starter. Munchak announced his retirement on July 21, 1994, and on the same day, K.S. "Bud" Adams, Jr., announced that jersey No. 63 would be retired on "Mike Munchak Appreciation Day" on Nov. 6, 1994.



**Bruce Matthews** played in more games (296) than any non-kicker in NFL history. Longevity and durability were his hallmark. And that, coupled with his unparalleled play, in which he tied a league record with 14 Pro Bowl selections (tied with Merlin Olsen) and earned All-Pro honors six times, made him one of the all-time greats. He rose to the challenges presented to him in playing every position on the offensive line during his NFL career (87 at center, 99 at left guard, 67 at right guard, 22 at right tackle, and 17 at left tackle). His number was retired during a halftime ceremony in Nashville on Dec. 8, 2002.



**Warren Moon**, the fourth leading passer in NFL history at the time his number was retired, played 10 years (1984-93) with the organization and holds the franchise records for passing yards (33,685) and touchdowns (196), while leading the Oilers to seven consecutive playoff appearances from 1987-93. Moon's finest season came in 1990, throwing for 4,689 yards (363-for-584) and 33 touchdowns in only 15 games and becoming the third player in NFL history to produce consecutive 4,000-yard passing seasons. He earned AP NFL Offensive Player of the Year for his efforts and his third Pro Bowl berth. His jersey was retired in a halftime ceremony in Nashville on Oct. 1, 2006.



**Eddie George** became the organization's all-time leading rusher as well as its all-time scrimmage yards leader in eight seasons with the team. His 10,009 rushing yards from 1996–2003 ranked second in the NFL (Curtis Martin), while his 12,153 scrimmage yards in the same time frame were third (Marshall Faulk, Martin). His accolades included four Pro Bowl selections (1997–2000), AP All-Pro honors (2000) and the AP Rookie of the Year Award (1996). George also set franchise standards for career rushing

attempts (2,733), career touchdowns (74), 1,000-yard rushing seasons (seven), seasons as the team's leading rusher (eight) and career playoff rushing yards (776). During his time with the Titans he amassed 36 100-yard rushing performances (second to Earl Campbell's 39), resulting in a 30-6 record in those contests. He established an NFL mark with 130 consecutive starts by a running back to begin a career—a total which ranked second in NFL history for consecutive starts by a running back at any point. His jersey was retired in a halftime ceremony in Nashville on Sept. 15, 2019.



**Steve McNair** played 11 seasons with the organization (1995–2005), becoming its second all-time leading passer (27,141 yards) and recording the most wins as a starting quarterback (76). At the time his jersey was retired, he trailed only Warren Moon on the franchise's all-time passing yards list and also ranked second for the organization in completions (2,305), completion percentage (59.5) and passer rating (83.3). He ranked third in touchdown passes (156). His 3,439 rushing yards and 36 touchdown runs

were the most in team history by a quarterback. McNair earned three of his four career Pro Bowl berths with the Titans (2000, 2003 and 2005), and in 2003, he shared Associated Press NFL Most Valuable Player honors with Peyton Manning after leading the league with a 100.4 rating. He became the first African-American quarterback to win MVP honors. McNair was the third player in the history of the NFL to pass for 30,000 yards and rushed for 3,500 yards, along with Fran Tarkenton and Steve Young. Only Brett Favre and Manning started more combined NFL regular season and postseason games than McNair (134) from the time he became a full-time starter in 1997 through 2005. He was selected with the third overall draft pick in 1995. His jersey was retired in a halftime ceremony in Nashville on Sept. 15, 2019.

## HISTORICAL HIGHLIGHTS

### THE "FOOLISH CLUB"

In 1959, after numerous failed attempts to enter the NFL as owners through expansion or purchase (Chicago Cardinals), Lamar Hunt and K.S. "Bud" Adams, Jr. agree that forming a new league is a viable option to NFL ownership. They would recruit a number of other future owners, who like themselves were looking to enter the world of football ownership, but had been rebuffed. The eight original teams, which would later be dubbed the "Foolish Club" for taking on the NFL were: Dallas (Hunt), Houston (Adams), Denver (Bob Howsam), New York (Harry Wismer), Los Angeles (Barron Hilton), Buffalo (Ralph Wilson), Boston (William Sullivan) and Oakland (Wayne Valley). Minneapolis was set to become one of the original AFL teams, but they were replaced by Oakland when the NFL awarded an expansion franchise to the Minneapolis market in 1960.

All eight teams agreed to contribute \$25,000 to create a league office, which was headed by the first AFL commissioner, Joe Foss. The AFL held their first draft on Nov. 22, 1959 and began play in the fall of 1960 with games televised on ABC.

### 1959

**August 3** – K.S. "Bud" Adams, Jr., announces Houston's entry into the American Football League.

**August 15** – AFL formally organized with six cities: Los Angeles, New York, Denver, Dallas, Houston and Minneapolis-St Paul.

**October 31** – Adams names the team "Oilers" — "for sentimental and social reasons."

**November 22** – AFL conducts first player draft. Oilers select Heisman Trophy winner Billy Cannon of LSU.

**December 8** – Oilers sign first players, Don Hitt and Tony Banfield, both of Oklahoma State.

### 1960

**January 1** – Oilers sign their first draft choice in LSU's Billy Cannon.

**January 3** – Oilers name former Cleveland great Lou Rymkus as first head coach.

**February 20** – Oilers sign veteran pro quarterback George Blanda.

**March 8** – Houston School Board approves lease of Jeppesen Stadium to K.S. "Bud" Adams, Jr., and gives permission to increase seating capacity from 22,000 to 36,000.

**June 21** – Court rules that Billy Cannon will play with the Houston Oilers.

**July 15** – Houston opens first training camp at the University of Houston with daily practices to be held at Busch Field during season.

**August 6** – Oilers lose 27-10 to Dallas Texans in first preseason game at Tulsa.

**August 20** – Oilers defeat Denver 42-3 before 18,500 in home debut at Jeppesen.

**September 11** – Oilers win first regular season contest 37-22 over Oakland at San Francisco. Charles Hennigan scores first Oiler TD on a 43-yard pass from George Blanda. Dave Smith scores first Oiler rushing TD on eight-yard run.

**December 11** – Oilers clinch AFL Eastern Division title with 31-23 win over Buffalo at Houston.

**December 29** – Lou Rymkus named AFL's first Coach of the Year.

### 1961

**January 1** – Oilers win first AFL Championship by defeating Los Angeles Chargers 24-16 before 32,000 fans at Jeppesen Stadium. Billy Cannon is named game's MVP; Blanda completes 16 of 32 passes for 301 yards and three TDs. Winning players share: \$1,016.42.

**September 9** – Oilers open regular season with a 55-0 rout of Oakland at Jeppesen despite threats from Hurricane Carla.

**October 16** – Wally Lemm replaces Lou Rymkus as head coach after Oilers open with 1-3-1 record.

**October 22** – Oilers defeat Dallas Texans 38-7 in first outing under Wally Lemm. George Blanda comes off the bench to throw three TD passes, make a 53-yard field goal, and kick three PAT's.

**October 29** – George Blanda sets AFL passing record with 464 yards on 18-of-32 passing for four TDs as Oilers win 28-16 at Buffalo.

**November 19** – George Blanda throws seven touchdown passes against New York in 49-13 win to set AFL record and the all-time pro record.

**December 3** – Oilers defeat previously unbeaten San Diego 33-13 before Houston's largest crowd, 37,845. Charles Hennigan catches 10 passes for 214 yards and three TDs. George Blanda hits on 20 of 34 attempts for 351 yards and four TDs and kicks AFL-record 55-yard field goal.

**December 17** – Oilers win second consecutive Eastern Division crown by beating Oakland 47-16 in Oakland. Oilers become first pro team in history to score over 500 points in one season with 513 points in 14 games.

**December 20** – Wally Lemm is named AFL Coach of the Year.

**December 23** – George Blanda is named AFL Player of the Year.

**December 24** – Oilers win second consecutive AFL title, defeating Chargers 10-3 at San Diego. Billy Cannon wins MVP award for second consecutive year. Winning players share: \$1,724.00.

### 1962

**February 23** – Wally Lemm resigns to become the head coach of St. Louis Cardinals.

**March 5** – Oilers name Frank "Pop" Ivy as head coach.

**September 16** – Oilers lose to Boston 34-21 in first pro game in historic Harvard Stadium.

**October 14** – Oilers set AFL scoring record with 56-17 win over New York

### EARLY DOMINANCE & AFL SUPREMACY

With a mix of cast-off players from other professional leagues (QB George Blanda, C Bob Schmidt, T Al Jamison), pro football rookies (RB Billy Cannon, G Bob Talamini) and local college players who never entered the NFL (WR Charles Hennigan, DT Orville Trask), the Oilers quickly became the dominant team in the newly formed American Football League. In each of the league's first three years, the Oilers advanced to the AFL title game, winning the first two league championships (1960 and 1961). Amazingly, the Oilers reached each of those title games under three different coaches: Lou Rymkus (1960), Wally Lemm (1961) and Frank "Pop" Ivy (1962).

The fiery Rymkus led the inaugural Oilers to the Eastern Division title with a 10-4 mark. They met the Western Division winner Los Angeles Chargers at Jeppesen Stadium in Houston to crown the first AFL champion. The two teams split their two matchups during the regular season. The Oilers took a one-point lead into the fourth quarter and then Blanda hit Cannon for an 88-yard score early in the fourth quarter to end the scoring, 24-16. Blanda tallied 301 passing yards and three touchdowns in the game.

After the Oilers opened the 1961 season 1-3-1, head coach Lou Rymkus was replaced by Wally Lemm, who had been on the 1960 staff but left for private business prior to the 1961 season. The Oilers would win nine consecutive games under Lemm to end the regular season with a 10-3-1 mark and first place in the Eastern Division. The 1961 AFL Championship game was a defensive struggle as the Oilers defeated the San Diego Chargers 10-3 in San Diego.

After leading the Oilers to a second title, the St. Louis Cardinals hired Wally Lemm as their head coach for the 1962 season. The Oilers tabbed Frank "Pop" Ivy to lead the team in 1962. The team again won the Eastern Division with an 11-3 record and faced the Dallas Texans at Jeppesen Stadium for the 1962 AFL title. Dallas raced out to a 17-0 halftime lead, but the Oilers mounted a second half rally to knot the score at 17 with five minutes remaining in the game. The game would go to overtime and was eventually decided in double overtime (6th quarter) with a Dallas 25-yard field goal.



## HISTORICAL HIGHLIGHTS

### OILERS' AFL SUMMARY

In the 10-year history of the AFL from 1960-69, the Oilers amassed a 70-66-5 record, reached the AFL title game four times (1960, '61, '62, '67) and won two AFL titles (1960 and 1961). They had some of the greats of the game, including QB George Blanda, WR Charlie Hennigan, G Bob Talamini, CB Ken Houston and DE Elvin Bethea. Four decades removed from their playing days, these names still sit atop several categories throughout the franchise record book: Blanda threw a franchise-best 36 touchdowns in 1961, Hennigan caught a franchise-best 101 balls in 1964, Houston returned nine interceptions for touchdowns during his Oilers career, and Bethea (unofficially) totaled 105 sacks during his career. The Oilers also saw profound popularity growth as they averaged 20,000 fans in their inaugural 1960 season at Jeppesen Stadium all the way to moving into the Astrodome in 1968, and averaging 44,000 fans in their final AFL campaign.

as George Blanda throws six TD passes.

**December 15** – Oilers win third consecutive Eastern Division title with 44-10 victory over New York. Charlie Tolar gets 107 yards on 18 carries to become the first Oiler back to gain over 1,000 yards in a season. Oilers compile best regular season record in club's history with 11-3 mark.

**December 23** – Oilers lose AFL title to Dallas Texans 20-17 in historic six-quarter game.

### 1963

**December 22** – Oilers lose 52-49 at Oakland in "Pop" Ivy's final game as head coach.

### 1964

**March 1** – Oilers announce building of a new training site at Fannin and Braeswood in Houston.

**June 2** – Frank "Pop" Ivy relieved of head coach-general manager duties. "Bud" Adams names Sammy Baugh as head coach and Carroll Martin as general manager.

**July 15** – Oilers open training camp at new site—Fannin and Braeswood.

**September 8** – Oilers trade Billy Cannon to Oakland for Bob Jackson, Sonny Bishop and Dobie Craig.

**September 13** – Rookie Sid Blanks sets AFL record with 91-yard TD run against New York at Houston.

**December 18** – Sammy Baugh resigns as Oiler head coach.

**December 20** – Oilers play final game in Jeppesen Stadium, defeating Denver 34-15 to end season with 4-10 record. Charles Hennigan catches 101st pass of season to set new all-time pro record.

**December 22** – Hugh "Bones" Taylor named Oiler head coach as Sammy Baugh stays on staff as assistant.

### 1965

**June 5** – Oilers announce they will not play in Harris County Dome Stadium because of "unrealistic lease agreement"; sign five-year lease with Rice University for use of Rice Stadium.

### 1966

**January 13** – K.S. "Bud" Adams, Jr., names Don Klosterman as Oilers' Executive Vice-President and General Manager.

**January 29** – Wally Lemm is named Oiler Head Coach by Dan Klosterman.

**June 8** – Oilers sign Ernie Ladd; Commissioner awards Willie Frazier and Pete Jaquess to San Diego in compensation.

**June 9** – The AFL and NFL announce plans to merge into one league by 1970. Common draft and championship game are scheduled immediately.

**September 3** – Oilers open regular season play with 45-7 home victory over the Denver Broncos. Denver was held to no first downs, an AFL record.

### 1967

**March 14** – First common draft between AFL and NFL; Oilers take Michigan

State All-America George Webster as their No. 1 choice.

**April 2** – Oilers announce they will hold 1967 training camp at Schreiner Institute in Kerrville, Texas. Only third time in history Oilers will have trained outside Houston.

**December 17** – Oilers clinch Eastern Division title with 24-17 win over San Diego at Rice Stadium and become first team to go from cellar to division title in one season, a feat accomplished with 15 rookies on the squad.

**December 20** – Four Oilers are named to All-AFL team. DE Pat Holmes, CB Miller Farr, G Bob Talamini and rookie LB George Webster named to AFL elite unit.

**December 23** – Oiler LB George Webster is unanimous choice as AFL's Defensive Rookie of the Year.

**December 31** – Oakland Raiders break open close game in second quarter and defeat Oilers 40-7 in AFL Championship Game. The only Oiler touchdown comes in fourth quarter on pass from Pete Beathard to Charles Frazier.

### 1968

**February 10** – Oiler owner K.S. "Bud" Adams, Jr., announces that the Oilers will move to the Harris County Dome Stadium for the 1968 season. Contract with Rice will be settled.

**September 9** – Oilers play their first game in the Astrodome, a 25-21 loss to Kansas City before 45,083 fans, and become the first professional football team to play their home games in a domed stadium.

### 1969

**January 25** – Oiler LB George Webster is one of four AFL players named to Pro Football Writers Association's first combined All-Pro team.

**April 15** – Jim Norton, last of the original Houston Oilers, announces his retirement after nine years and Oiler owner K.S. "Bud" Adams, Jr., retires his No. 43 jersey.

**December 14** – Oilers need victory over Boston in Astrodome to assure playoff spot as runner-up team in Eastern Division despite 5-6-2 record. Oilers come from behind to take 27-23 triumph.

**December 21** – Oilers lose bid for championship in 56-7 loss to Oakland in playoff game. Daryle Lamonica hurls six TD passes for Raiders.

### 1970

**January 15** – Oiler LB George Webster named to Pro Football Hall of Fame's All-Time AFL defensive unit. The three-year Oiler veteran was youngest player named to the team.

**June 30** – Oiler veterans join NFL Players Association strike. Owners bar veterans from training camps. Dispute revolved around pension plan.

**July 14** – Oilers open training camp at Schreiner Institute in Kerrville, Texas with only rookies reporting.

**August 3** – Veterans report to training camp after settlement of NFL-NFLPA pension dispute.

**November 1** – Oiler Head Coach Wally Lemm, who led Oilers to AFL title in 1961 and to Eastern Division title in 1967, announces he will retire at the end of 1970 season.

### 1971

**January 21** – Oiler owner K.S. "Bud" Adams, Jr., names Ed Hughes to be the sixth head coach in Oiler history.

**January 26** – Oilers trade RB Hoyle Granger, T Terry Stoepel and DE Charles Blossom to New Orleans for DT Dave Rowe and WR Ken Burrough.

**January 28** – The Oilers, who pick third behind Boston and New Orleans in the college draft, select QB Dan Pastorini of Santa Clara in the first round and grab QB Lynn Dickey of Kansas State in the third round.

**May 5** – Oilers name John W. Breen as general manager, replacing Bob Brodhead. Breen was the first employee hired by Oiler owner K.S. "Bud" Adams, Jr., in 1959 when the American Football League was formed.

**December 12** – S Ken Houston ties all-time pro record for touchdowns on interceptions with theft against Buffalo in Oilers' 20-14 victory. Houston tied record of seven set by Erich Barnes and Herb Adderley.

**December 19** – Oilers close out season with third straight victory by blasting San Diego 49-33 for highest point production since 1963. S Ken Houston establishes all-time pro record with two touchdowns on interceptions. The five-year veteran intercepted successive John Hadl passes in the third quarter and returned them for touchdowns of 35 and 29 yards to run his

## HISTORICAL HIGHLIGHTS

career total to nine. His four returns of interceptions for TDs in one year is also an NFL record.

**December 24** – Oiler DE Elvin Bethea and S Ken Houston are named to AFC Pro Bowl squad. It is second straight selection for Houston.

**December 30** – Oilers name former Florida State and Rice University coach Bill Peterson as their new head coach.

### 1972

**March 21** – K.S. "Bud" Adams, Jr., spearheads a drive which lands the 1974 Super Bowl game for Houston. The game will be played in Rice Stadium on January 13, 1974.

**October 1** – Oilers stun Joe Namath and New York Jets 26-20 in the Astrodome for only victory of 1972 season.

### 1973

**March 2** – Veteran coach and front office executive Sid Gillman accepts position of Executive Vice-President and General Manager of Houston Oilers, replacing John Breen, who retired.

**October 16** – Bill Peterson is fired as head coach of Oilers after 48-20 loss to Denver, making Peterson's regular season record in 1 1/2 years 1-18. Sid Gillman assumes dual role of General Manager/Head Coach for the rest of year.

**November 5** – Oilers win only game of 1973 season, 31-27, over Baltimore Colts as QB Lynn Dickey completes 22-of-32 passes for 340 yards and three touchdowns.

**December 19** – Oiler DE Elvin Bethea named to Pro Bowl team for third straight year.

### 1974

**January 18** – Sid Gillman announces decision to remain as General Manager/Head Coach for at least one more season, ending speculation that a new head coach would be named.

**February 8** – Former New Orleans and New York Jets coach Ed Biles joins Oilers as defensive assistant.

**March 7** – O.A. "Bum" Phillips, a veteran Texas high school and college coach who was with Sid Gillman at San Diego, is hired by Oilers as defensive coordinator.

**August 28** – Oiler T John Matuszak tries to jump his contract and sign with World Football League Houston Texans. Oilers obtain temporary restraining order and present it to Matuszak at Texans' game with New York Stars. Matuszak is put on inactive list until trial.

**September 9** – State District Judge Arthur Leshner grants temporary injunction against John Matuszak playing for any other team than Oilers until further court hearings. Matuszak remains on inactive list.

**October 22** – Oilers trade John Matuszak and No. 3 draft choice to Kansas City for Curley Culp and draft choice, ending court battle.

### BUM PHILLIPS

If ever there was a coach made for a team and a team that embodied their coach, it was the marriage between O.A. "Bum" Phillips and the Houston Oilers. A native of Orange, Texas, Phillips spent the majority of his first 15 years in coaching in the Texas high school ranks before moving up the ladder as a defensive coordinator in the college and pro level. He would join the Oilers as a defensive coordinator in 1974 and was named head coach in 1975, where he would remain through the 1980 season. Known for strolling the sidelines in his cowboy hat and boots, he was the face of the Oilers for six seasons (59-38 record) and saw the birth of the "Luv Ya Blue" era. In 1978, he led the Oilers back to the playoffs for the first time in 11 years with their march to the AFC Championship. The Oilers would again reach the AFC Championship game in 1979 and wild card round in 1980. Phillips was let go by the Oilers following the 1980 season.

### LUV YA BLUE!

With Oiler fever in full bloom following the march to the AFC Championship game in the 1978 season, the team looked to tap into the frenzy with a marketing campaign that captured that team spirit. The result was the "Luv Ya Blue!" phrase that would sweep the area and be forever remembered with the 1979 and 1980 seasons. The phrase was trademarked by the team and became as popular as regular Oilers merchandise. The campaign included a song which was written and sung by Mack Hayes, a local musician and was performed before each game at the Astrodome during those seasons.

### 1975

**January 25** – O.A. "Bum" Phillips named Oiler head coach by Sid Gillman, who says he will remain in single role as general manager.

**February 14** – Sid Gillman leaves Oilers as general manager by mutual consent with owner "Bud" Adams. Bum Phillips adds title of general manager to head coaching duties.

**October 19** – Oilers come from behind to defeat Washington 13-10 in Astrodome for first win ever over NFC team.

**November 16** – Oilers get 20-19 win over Miami as Billy Johnson ties all-time pro record for return TDs in one season (4).

**December 21** – Oilers close out finest season since 1962 with 21-10 win over Cleveland, giving Bum Phillips a 10-4-0 record in his first year as a head coach. Oilers set a new home attendance record, averaging 48,000 in seven home games.

### 1976

**February 10** – Wade Phillips, son of Head Coach Bum Phillips, named to Oiler coaching staff as LB coach. Phillips had been an assistant at University of Kansas.

**April 1** – Oilers lose Fred Hoaglin, Mark Cotney and Jesse O'Neal in NFL expansion draft.

**April 2** – Oilers trade QB Lynn Dickey to Green Bay for QB John Hadl, CB Ken Ellis, draft choices and cash.

### 1977

**October 9** – Oilers march into first place in the AFC Central Division after whipping Pittsburgh 27-10 at the Astrodome, but lose Dan Pastorini to an ankle and back injury.

**November 13** – Oakland holds off Oilers 34-29 as Houston DE Elvin Bethea suffers a broken arm after playing in 135 consecutive games, a team record.

### 1978

**January 7** – Owner K.S. "Bud" Adams, Jr., announces the appointment of Ladd K. Herzeg as Senior Vice-President and Chief Administrative Officer of the Houston Oilers.

**January 24** – Curley Culp, Ken Burrough, Billy Johnson and Robert Brazile play for AFC on Pro Bowl team.

**April 24** – Oilers trade three draft picks and TE Jimmie Giles to Tampa Bay for rights to 1978 number one draft selection in order to choose Texas All-America and Heisman Trophy winner Earl Campbell.

**October 23** – Houston ends Pittsburgh's seven-game win streak with Monday night victory over the Steelers, 21-17. It marks Houston's first win ever on Monday Night Football.

**November 12** – Houston comes from 23-0 deficit to capture 26-23 win over New England Patriots.

**November 20** – Earl Campbell rushes for four touchdowns against Miami Dolphins in Oilers' 35-30 victory. Campbell's two Monday night appearances net him 7 of his 13 season TDs.

**November 26** – Earl Campbell gains 100 yards rushing vs. Cincinnati before home crowd to tie NFL record for most 100-yard games by a rookie – 7 (ties Franco Harris and Don Woods). Also breaks Oiler single season records for most yards rushing (Hoyle Granger, 1,194 yards in 1967) and most rushing attempts (Charlie Tolar, 224 yards in 1962).

**December 10** – Houston captures 17-12 decision over New Orleans Saints

## HISTORICAL HIGHLIGHTS

### EARL CAMPBELL

Tabbed the "Tyler Rose", Earl Campbell was a Texas high school legend who would go on to the University of Texas and earn the 1977 Heisman Trophy. The Oilers pulled off a draft blockbuster to acquire Campbell, trading four picks and TE Jimmie Giles to acquire the first pick in the 1978 draft from the Tampa Bay Buccaneers. Campbell made an immediate impact as a rookie, gaining 1,450 yards and scoring 13 touchdowns in his initial campaign and earning NFL Rookie of the Year and NFL Offensive Player of the Year honors. In one of the most famous performances in Monday Night Football history, Campbell gained 199 yards and scored four touchdowns on 28 carries against the Miami Dolphins in November of 1978. From 1978 to 1984 Campbell led the Oilers to three playoff appearances, gained 8,547 yards and earned five Pro Bowl invitations. During the 1984 season, Campbell was traded to New Orleans to be reunited with Bum Phillips for a first round draft choice. He was inducted into the Pro Football Hall of Fame in 1991.

to clinch berth in AFC Wild Card game versus Miami.

**December 24** – Houston wins first playoff game since 1961 by defeating Miami 17-9 in the Orange Bowl.

**December 31** – Oilers continue playoff march with 31-14 win against New England before 61,297 chilled fans in Foxboro, Mass.

### 1979

**January 7** – Houston playoff dreams end as Pittsburgh takes 34-5 victory in AFC Championship Game. Oilers welcomed by 50,000 loyal fans in the Astrodome as radio station KILT sponsors homecoming.

**January 30** – Earl Campbell, Elvin Bethea, Robert Brazile and Curley Culp represent Houston in the Pro Bowl in Los Angeles.

**August 3** – Oiler T Greg Sampson undergoes brain surgery which signals the end to a promising career.

**December 10** – Before national television audience, Houston defeats division nemesis Pittsburgh 20-17, giving Oilers spot in 1979 playoffs.

**December 17** – Several Oilers lock up individual titles: Earl Campbell is NFL rushing champion for the second consecutive year; Mike Reinfeldt captures the crown for most interceptions in NFL with 12; Toni Fritsch is the most accurate field goal kicker, connecting on 21-25 attempts; and Jesse Baker leads the AFC in QB sacks with 15 1/2.

**December 23** – In first playoff game played in Houston since 1962, Oilers defeat Denver Broncos 13-7. Key offensive players Earl Campbell, Dan Pastorini and Ken Burrough are all injured in the contest.

**December 29** – Oilers defeat San Diego 17-14 without injured Earl Campbell, Dan Pastorini and Ken Burrough. Backup QB Gifford Nielsen plays conservative offense as Rob Carpenter, who was injured earlier in the week and was on crutches the night before the game, gains 67 yards rushing in his best effort of the season. The big star of the game is S Vernon Perry, as he intercepts an NFL-record four passes in a playoff game.

### 1980

**January 6** – In a rematch of the 1978 AFC Championship Game, the Steelers win 27-13 in a game that saw a controversial call keep Mike Renfro from scoring what would have been the tying score late in third quarter.

**January 7** – In the wee hours of the morning, the Oilers return from Pittsburgh to an excited throng of 70,000 people at the Astrodome.

**January 28** – Six Oilers represent Houston in the Pro Bowl: RB Earl Campbell, T Leon Gray, PK Toni Fritsch, LB Robert Brazile, S Mike Reinfeldt and DE Elvin Bethea.

**September 15** – Before the largest stadium crowd to ever witness an Oilers' game (80,243), Houston defeats the Browns in Cleveland Stadium 16-7. The game was also televised before a national audience on Monday Night Football.

**October 14** – Oilers acquire All-Pro TE Dave Casper from Oakland for undisclosed draft picks.

**October 19** – Earl Campbell becomes only the second RB in the history of the Oiler franchise to rush for over 200 yards in a single game when he leads the Oilers to a 21-14 triumph over Tampa Bay with 206 yards. Club rushing record for single game is 216 yards by Billy Cannon (Dec. 10, 1961 vs. New York Titans).

**October 26** – Earl Campbell ties NFL record for most consecutive 200-yard games rushing (two) with 202 yards vs. Cincinnati in the Astrodome. Campbell now shares record with O.J. Simpson (Buffalo, 1973, 1976). Oilers defeat Bengals 23-3.

**December 4** – Houston's defense shuts out the Pittsburgh Steelers 6-0. Toni Fritsch provides all the points the Oilers need with two field goals. This marked the third evening prime-time win of the season for the Oilers as the game was played in the Astrodome before a sellout crowd and a national television audience. It marked the first shutout registered by the Oilers since a 47-0 win over the Chicago Bears. (November 6, 1977).

**December 21** – Oilers clinch third playoff spot in as many years with 20-16 victory over the Minnesota Vikings in the Astrodome. Earl Campbell sets NFL record by rushing for over 200 yards in single game four times in one season. He finishes season with 1,934 yards, second highest total in NFL history behind O.J. Simpson's 2,003 yards in 1973. The Oilers must wait until the final game of the season to see who their playoff opponent will be, as their 11-5 record equals that of division foe Cleveland, but Oilers become Wild Card participant due to tie-breaker procedures.

**December 28** – Oilers season comes to an end with disappointing AFC Wild Card loss at the hands of the eventual Super Bowl champion Oakland Raiders. The loss marks the third consecutive year that the Oilers have been eliminated from the playoff picture by the eventual Super Bowl champions (Pittsburgh Steelers in both 1978 and 1979).

**December 31** – K.S. "Bud" Adams Jr., relieves Bum Phillips of his duties as Head Coach and General Manager. Ladd K. Herzog is promoted from post of Senior Vice-President/Chief Administrative Officer to the position of Executive Vice-President and General Manager of the Oilers.

### 1981

**January 3** – announce the selection of Ed Biles as their new head coach. Biles had been Oilers' defensive coordinator since 1975.

**February 8** – Dick Nolan, former Head Coach for the New Orleans Saints and the San Francisco 49ers, is named defensive coordinator.

**February 15** – Mike Holovak is named as Assistant General Manager by the Oilers.

**September 6** – Oilers defeat Rams at season opener at Los Angeles 27-20 as rookie Willie Tullis returns kickoff 95 yards for score in final minute of game. Win gives Ed Biles his first as head coach of NFL club.

### 1982

**January 19** – Former All-Pro S Ken Houston returns to Oilers as defensive assistant assigned to work with the DBs. Houston had been All-Pro performer before being traded to Washington where he retired following 1980 season.

**January 31** – Oilers open 2.5 million dollar training facility less than two miles from Astrodome. Owner-President K.S. "Bud" Adams, Jr., provides funds for what is considered one of top facilities in the NFL.

**February 3** – Oilers announce new three-year contract with Mutual Broadcasting System for radio rights to Houston's games. KTRH-AM in Houston will serve as flagship station.

**March 18** – Oilers announce that head coach Ed Biles has been given a contract extension.

**April 28** – Oilers select Penn State G Mike Munchak in first round of NFL draft. It is the first number one choice in the draft that Oilers have had since Earl Campbell was selected in first round in 1978.

**May 3** – Computer added to Oilers offices to assist club with player personnel, college scouting, ticket and business operations as well as many other functions within the organization.

**September 17** – Oilers acquire QB Archie Manning from New Orleans Saints in one-for-one swap for T Leon Gray.

**September 20** – NFL Players Association strike announced.

**November 16** – Settlement of 57-day player strike announced by NFL Management Council and NFL Players Association.

### 1983

**January 2** – Oilers fall to Cincinnati Bengals 35-27 to conclude 1982



## HISTORICAL HIGHLIGHTS

regular season play in a game that was re-scheduled from November 14 (canceled due to players' strike).

**January 25** – Chuck Studley joins Oilers as defensive coordinator after successful stints with San Francisco 49ers (Super Bowl champs following '81 season) and Cincinnati Bengals.

**February 1** – Oilers perennial All-Pro DE Elvin Bethea decides not to retire following 1982 season and will return for his 16th year in the NFL, all with the Oilers.

**February 2** – Oilers announce promotion of Mike Holovak from Assistant General Manager to VP/Player Personnel.

**April 23** – The Oilers announce trade of their second pick in first round to Los Angeles Rams for the third pick overall in draft. Oilers receive Rams' fourth-round choice in 1983 and fourth-round choice in 1984 for moving down one notch in first round.

**April 24** – The Oilers announce their second trade in as many days involving Oilers' first-round draft pick. Oilers trade third choice overall in first round to Seattle for ninth choice overall in first round plus Seahawks' second- and third-round picks in 1983 (combining trades of April 24-25, Oilers moved from second position in first round to ninth and acquired Seahawks' second- and third-round choice in 1983 and Rams' fourth round choice in 1983 and 1984, a total of four additional picks).

**April 26** – Oilers select T Bruce Matthews from USC in round one of NFL draft with the ninth choice in the round. Also, for first time since 1969, the Oilers had each of their choices through the first nine rounds.

**August 4** – In preseason opener, ceremonies honoring Elvin Bethea's 16 years with the club occur at halftime. Bethea's jersey, No. 65, will be retired at the conclusion of the season.

**October 10** – Head Coach Ed Biles resigns after two and one-half years as head coach.

**October 11** – The Oilers appoint Defensive Coordinator Chuck Studley as interim head coach.

**October 20** – Oilers trade QB Archie Manning and TE Dave Casper to Minnesota for second- and fourth-round picks in 1984 draft.

**December 18** – Oilers close season with 20-10 loss at Baltimore in what would be the Colts' final game played in Baltimore before moving to Indianapolis.

### 1984

**January 3** – The Oilers name Hugh Campbell as new head coach.

**January 30** – Announcement is made that Kay Dalton will remain as offensive coordinator and also that Jerry Glanville will become new defensive coordinator.

**February 3** – The Oilers announce that they win the "recruiting war" for free agent QB Warren Moon.

**February 10** – Entire organization loses tremendous friend with the passing of radio talk-show host John Breen. Breen was first employee hired by the Oilers in 1959 and served in numerous front office capacities, including General Manager and Director of Player Personnel.

**May 1** – Oilers draft Dean Steinkuhler among a total of 14 players during the one-day marathon. Of the 14 players selected, 10 were defensive players.

**September 6** – Oilers and City of Houston celebrate 25th season of professional football at "Silver Salute," which is held on the floor of the Astrodome. The black-tie gala consists of dinner, dancing and an auction with all proceeds benefiting the Ronald McDonald House. This date is also proclaimed "Houston Oilers Day" by Mayor Kathryn J. Whitmire.

**October 9** – Oilers trade RB Earl Campbell to New Orleans Saints for first round choice in 1985 draft. The Oilers also obtain C Jim Romano from Raiders for Houston's third- and sixth-round picks in 1985.

**October 26** – Oilers announce that KODA-FM will be new flagship station for Oilers' radio broadcasts beginning in 1985. The Oilers and KODA-FM sign a multi-year contract.

**November 11** – Oilers defeat Chiefs 17-16 in Kansas City after losing opening 10 games of the season, as Hugh Campbell gets first win as NFL head coach.

**December 2** – Houston defeats Steelers in overtime thriller 23-20 for third win in four weeks before home crowd. Joe Cooper kicks winning field goal with 5:53 elapsed in extra period. It is the first overtime loss in Steeler history.

**December 12** – G Mike Munchak is selected to play in the AFC-NFC Pro Bowl game in Honolulu.

**December 17** – Warren Moon completes his first NFL season with 3,338 yards passing, breaking the team record set by George Blanda in 1961 (3,330). Tim Smith's 1,141 yards receiving enabled him to become third player in Oilers' history to post consecutive 1,000-yard receiving seasons after gaining 1,176 in 1983. Bill Groman (1960-61) and Charlie Hennigan (1963-64) were the others.

### 1985

**July 1** – The Oilers sign 1983 Heisman Trophy winner Mike Rozier. Rozier was selected by the Oilers in the first round of the 1984 Supplemental Draft of USFL players.

**July 2** – WR Drew Hill is acquired by the Oilers in a trade with the Los Angeles Rams.

**August 3** – The Oilers battle the New York Giants in the annual NFL Hall of Fame Game in Canton, Ohio, with the Giants winning 21-20. The game also makes radio history as the first stereo broadcast of an NFL game on KODA-FM.

**December 9** – Hugh Campbell is relieved of his duties as head coach. The club names Defensive Coordinator Jerry Glanville as interim head coach for the season's remaining two games.

### 1986

**January 2** – The Oilers release seven assistant coaches from their employment contracts: John Devlin, Joe Faragalli, Gene Gaines, Ken Houston, Bruce Lemmerman, Bob Padilla and Al Roberts.

**January 20** – Jerry Glanville signs a five-year contract as Head Coach of the Oilers.

**February 2** – G Mike Munchak starts for the AFC in the annual Pro Bowl in Honolulu, Hawaii.

**April 29** – The Oilers select Purdue QB Jim Everett with their first selection in the 1986 NFL Draft. The team follows by selecting Louisville WR Ernest Givins in the second round and RB Allen Pinkett of Notre Dame in the third round.

**September 18** – The Oilers trade QB Jim Everett, the third player selected in the 1986 draft, to the Los Angeles Rams in exchange for G Kent Hill, DE William Fuller, the Rams' number one draft choices in 1987 and '88 and L.A.'s fifth rounder in 1987.

**December 21** – Houston concludes the 1986 season on a positive note, defeating the Buffalo Bills 16-7. WR Drew Hill catches five passes for 114 yards giving him 1,112 yards for the season as he joins rookie Ernest Givins (1,062 yards) to form the 19th tandem in NFL history to each surpass the 1,000-yard receiving mark. In addition, QB Warren Moon throws for 208 yards to finish the year with 3,489 yards and break his own single-season club record. PK Tony Zendejas connects on all three of his field goal attempts and his 22 three-pointers establishes a new Oiler high.

### 1987

**July 1** – The Oilers announce plans to retire the No. 34 jersey of former RB Earl Campbell, the leading rusher in club history. The ceremony is scheduled for August 13.

**October 4** – The Oilers win their first "replacement" game in Denver 40-10 as QB Brent Pease throws for 260 yards and a TD and LB Eugene Seale returns an interception 73 yards for a touchdown.

**October 25** – With the players' strike over, the Oiler "regulars" return to action with a 37-33 win over the Falcons as RB Mike Rozier rushes for 144 yards while rookie WR Curtis Duncan catches two TD passes including the game-winner.

**October 28** – First-round draftee FB Alonzo Highsmith ends his holdout by agreeing to a multi-year contract.

**November 3** – The Oilers acquire veteran T Bruce Davis from the Raiders for what later becomes a 1988 second-round draft choice.

**November 4** – T/G Bruce Matthews ends his holdout by agreeing to terms with the Oilers.

**December 15** – Along with several prominent Houston business leaders, K.S. "Bud" Adams, Jr., holds a press conference to announce that the goal of marketing 75% of the new Columbia Suites by December 15 has been met.

**December 23** – The Oilers place three players on the AFC Pro Bowl roster, their largest contingent since 1981. Chosen to play in the Honolulu all-star game are S Keith Bostic, G Mike Munchak and RB Mike Rozier.

**December 27** – The Oilers clinch their first playoff berth since 1980 as they

## HISTORICAL HIGHLIGHTS

defeat the Bengals 21-17 before an SRO crowd at the Astrodome. Rookie FB Alonzo Highsmith scores two TDs and QB Warren Moon throws his 21st scoring pass of the season. That marks the most TD passes by an Oiler since George Blanda tossed 24 in 1963.

### 1988

**January 3** – In an AFC Wild Card Playoff, the Oilers defeat the Seahawks 23-20 in overtime on Tony Zendejas' 42-yard field goal.

**January 10** – The Oilers' season ends as the Broncos defeat them 34-10 in an AFC Divisional Playoff before 75,968 fans in Mile High Stadium.

**April 21** – The Oilers acquire DE Sean Jones from Raiders along with L.A.'s second-round draft choice. Houston gives up one of its first-round draft picks, a fourth-round selection and changes places with Raiders in the third round.

**May 6** – The Oilers announce that they will hold training camp at Southwest Texas State University in San Marcos. SWTSU thus becomes the Oilers' eighth training camp site since the team's inception in 1960.

**May 17** – Oilers re-assign Mike Holovak as Assistant to the General Manager.

**November 7** – The Oilers appear on Monday Night Football for the first time since 1982 and defeat the Cleveland Browns 24-17.

**December 14** – The rosters for the AFC-NFC Pro Bowl are released and feature eight Oilers: DE Ray Childress, WR Drew Hill, G Bruce Matthews, QB Warren Moon, G Mike Munchak and RB Mike Rozier.

**December 24** – The Oilers beat the Cleveland Browns 24-23 in an AFC Wild Card Playoff Game as RB Allen Pinkett scores two touchdowns.

### 1989

**January 1** – In an AFC Divisional Playoff Game, the Oilers drop a 17-10 decision to the Bills before 79,532 fans at Rich Stadium in Buffalo.

**February 1** – Executive Vice-President/General Manager Ladd K. Herzeg announces his resignation.

**February 2** – The Oilers announce the promotion of Mike Holovak to General Manager, replacing Ladd Herzeg. Also, under NFL's new "Plan B" free agency, 21 Oilers are left unprotected while 37 are protected.

**February 22** – The Oilers name Kevin Gilbride to the post of Quarterbacks Coach. He joins the club after serving as Offensive Coordinator at East Carolina.

**April 1** – The Oilers end up losing 15 players and signing seven under the NFL's first "Plan B" free agency system.

**April 7** – The Oilers sign QB Warren Moon to a new long-term contract.

**September 24** – Despite a sellout crowd in the first game in the newly-expanded Astrodome, the Oilers lose to the Buffalo Bills, 47-41 in OT.

**October 1** – The Oilers defeat the Miami Dolphins 39-7 as QB Warren Moon completes a career-best 82.6% of his passes (19/23). In addition, Houston's defense holds Dolphin QB Dan Marino to his worst game as a starter (11/29, 103 yds.).

**October 22** – The Oilers record the ninth shutout in club history and their first in nine years (spanning 132 games) with a 27-0 whitewash of the Pittsburgh Steelers. Pittsburgh manages just 132 total yards, the fewest yards allowed by Houston in 12 seasons.

**December 3** – The Oilers win at Pittsburgh 23-16 despite a blizzard and windchill temperatures of -20 degrees. RB Lorenzo White's one-yard run with 21 seconds remaining wins it as the Oilers claim sole possession of first place after the season's 13th game, the latest the team has been in first place in a season since 1967.

**December 10** – The Oilers honor their 30th Anniversary "Dream Team" while defeating the T.B. Buccaneers 20-17.

**December 20** – G Bruce Matthews, QB Warren Moon and G Mike Munchak are named starters for the February 4 Pro Bowl.

**December 23** – In a regular season finale battle for the AFC Central Division title, the Oilers lose to the Cleveland Browns 24-20 on RB Kevin Mack's TD with 39 seconds left. The Oilers fall short after battling back from a 17-0 deficit as QB Warren Moon establishes personal bests for attempts (51), completions (32) and yards (414, most since George Blanda's 418 in 1961). Oilers set all-time single season attendance record with 451,027 fans, eclipsing 411,652 in 1978.

**December 31** – In an AFC Wild Card playoff game, the Oilers lose a 26-23 OT decision to the Pittsburgh Steelers as PK Gary Anderson kicks a 50-yard field goal. Houston WR Ernest Givins catches 11 passes for 136 yards and two TDs.

### MOON ERA

In February of 1984, the Oilers won a recruiting battle for a five-time Canadian Football League champion quarterback named Warren Moon and by doing so, changed the future of the franchise. Houston had a leg up on the competition with the hiring of Hugh Campbell, who coached Moon for five seasons in Canada, just a month earlier. Moon would play 10 seasons for the Oilers and lead them to the playoffs in each of his final seven seasons (1987-93) with the team and earn six Pro Bowl invitations. Moon established many of the franchise's passing records, including career passing yards (33,685), career touchdowns (196), single season passing yards (4,690 in 1991), passing yards in a game (527 at KC in 1990) and career 300-yard passing games (38). His quick release, decision-making and mobility made him a perfect fit for the Oilers high-octane passing offense. Moon's reign at quarterback for the Oilers came to end with the advent of the salary cap prior to the 1994 season. Most of the Oilers' high-priced talent was released or traded away to comply with the new NFL structure, including Moon, who was traded to Minnesota in April 1994. In 2006, Moon became the first African-American quarterback to be inducted into the Pro Football Hall of Fame.

### 1990

**January 6** – Jerry Glanville leaves his position as Oilers' head coach by "mutual agreement."

**January 9** – Jack Pardee signs a five-year contract to become the 14th head coach in Houston Oiler history. Pardee joins the Oilers after enjoying a successful three seasons as the head coach at the University of Houston.

**January 30** – The Oilers extend the contract of Executive Vice President/General Manager Mike Holovak. In addition, the team names former LBs Coach Floyd Reese to the newly-created position of Assistant General Manager and promotes Quarterbacks Coach Kevin Gilbride to Offensive Coordinator. Also, the team announces the signing of a multi-year contract that allows KTRH-AM/KLOL-FM to broadcast all Oiler football games beginning in 1990.

**September 23** – The Oilers win their 1990 home opener 24-10 over the Indianapolis Colts as QB Warren Moon becomes the all-time leading passer in club history. Moon throws for 308 yards (plus three TDs) to surpass George Blanda's team record of 19,149 yards. The record fell on a third quarter seven-yard pass to WR Haywood Jeffires. WR Drew Hill catches ten passes for 123 yards to help key the victory.

**October 14** – QB Warren Moon passes for 369 yards and a career-best five TDs as the Oilers hammer the Cincinnati Bengals 48-17. Moon thus becomes the first player in pro football history to throw for over 20,000 yards in two different leagues (21,228 in Canadian Football League).

**December 9** – The Oilers shatter several team records while drubbing Cleveland 58-14. Included among the records set are most points in a game, in a quarter (31) and in a half (45). RB Lorenzo White ties a club mark with four rushing touchdowns, the first time that has been accomplished in the NFL in two years.

**December 16** – The Oilers win a key road game, beating Kansas City 27-10 at Arrowhead Stadium. QB Warren Moon again supplies the big news, completing 27-of-45 passes for 527 yards. That represents the second-best single-game passing performance in NFL history. The record belongs to the Rams' Norm Van Brocklin, who threw for 554 yards against the New York Yanks on September 28, 1951. Moon had an opportunity to break the record but declined to do so based on the Oilers' comfortable lead. Almost overshadowed by Moon's effort was WR Haywood Jeffires catching nine balls for 245 yards (including an 87-yard TD), which marked the second best receiving day in Oiler history. Charles Hennigan had 272 receiving yards versus the Patriots on October 13, 1961.

**December 19** – Six Oilers are named to the AFC squad for the Feb. 3 Pro Bowl. The six include starters G Bruce Matthews, QB Warren Moon and G Mike Munchak, plus reserves DT Ray Childress, WR Ernest Givins and WR Drew Hill.



## HISTORICAL HIGHLIGHTS

### RUN 'N SHOOT

Born in the 1970's under the offensive master "Mouse" Davis, the "Run 'N Shoot" offense and its concepts started to enter the NFL in the late 1980's. The Houston Oilers were one of the first teams to run the pass oriented offense that featured one running back and four wide receivers. The Oilers hired June Jones, a Mouse Davis disciple, in 1987 as quarterback coach and he integrated some of the "Run 'N Shoot" concepts into offense. Jones left following the 1988 season to join Wayne Fontes in Detroit. Kevin Gilbride, who also had worked with Davis, took over in 1989 and continued to mold the offense. With Jack Pardee's arrival as head coach in 1990, the Oilers offense became a full-time "Run 'N Shoot" offense, where in previous years it was only used in passing situations. During a three-year stretch (1990-92), the Oilers ranked first in the NFL in passing yards (avg. 4,485 passing yards per season) and second in total yards (avg. 5,954 yards per season). They set a then-franchise record for points scored in 1990 with 405. Warren Moon drove the offense and under his leadership the offense took flight and his receiving corps of Drew Hill, Haywood Jeffires, Ernest Givens and Curtis Duncan totaled unbelievable numbers as they tortured NFL defenses. Head coach Jack Pardee was relieved of his duties 10 games into the 1994 season and with that came the death of the "Run 'N Shoot" offense. New head coach Jeff Fisher moved the offense back to a conventional approach in 1995.

**December 30** – Led by backup QB Cody Carlson, who played for the injured Warren Moon (dislocated thumb), the Oilers earn a Wild Card playoff berth by defeating the Pittsburgh Steelers 34-14 in the Astrodome. Carlson completes 22 of 29 passes for 247 yards and three TDs. With the victory, the Oilers end up in a three-way tie for first place with Cincinnati and Pittsburgh in the AFC Central.

### 1991

**January 6** – The Oilers' 1990 season comes to a close as they are eliminated from the playoffs by the Cincinnati Bengals. Houston loses at Riverfront Stadium 41-14 in an AFC Wild Card game.

**January 26** – It is announced that Earl Campbell has been voted into the Pro Football Hall of Fame. The announcement is made in Tampa, Florida. Campbell is to be enshrined on July 27.

**May 17** – The Oilers and the City of San Antonio formally sign six-year contract which will allow the Oilers to hold training camp there. Trinity University is chosen as the host school.

**September 16** – In a pre-game ceremony, Earl Campbell receives his Hall of Fame ring from Hall Executive Director Pete Elliott. In the game that follows, the Oilers defeat Kansas City 17-7 to signal the first 3-0 start in franchise history.

**October 13** – In a 23-20 victory over the Jets at Giants Stadium, WR Haywood Jeffires ties Charlie Hennigan's 30-year-old team record for receptions in a game with 13 (186 yards). QB Warren Moon completes 35-of-50 passes for 423 yards, which is the fifth-best total in team annals. Also, WR Drew Hill surpasses Hennigan's 410 catches to become the all-time leading receiver in Oiler history.

**November 3** – Despite a 16-13 OT loss at Washington, WR Drew Hill moves past WR Ken Burrough's 6,907 receiving yards to become the Oilers' all-time leader in that category.

**November 10** – QB Warren Moon establishes career highs for completions (41) and attempts (56) as he throws for 432 yards, which is fourth best in team history, in Oilers' 26-23 OT victory over Dallas. Moon also passes Fran Tarkenton's 47,003 yards and moves into second place behind Ron Lancaster on all-time professional passing yards chart.

**December 8** – The Oilers defeat the Steelers 31-6 in the Astrodome as Houston captures its first-ever undisputed AFC Central Division championship. QB Warren Moon throws for 254 yards and becomes just the third QB in NFL history (Miami's Dan Marino, San Diego's Dan Fouts) to have back-to-back 4,000-yard seasons.

**December 15** – QB Warren Moon surpasses Dan Marino's NFL record

(378 in 1986) for completions in a season as the Oilers beat the Browns 17-14.

**December 18** – Eight Oilers (tied NFL-best), including a league-high six starters are named to the AFC team for the February 2 Pro Bowl. The six starters include CB Cris Dishman, DE William Fuller, WR Haywood Jeffires, C Bruce Matthews, G Mike Munchak and LB Al Smith. DT Ray Childress and QB Warren Moon are also named to the squad although Childress was eventually unable to play because of a back/rib injury.

**December 21** – WR Haywood Jeffires becomes just the fifth player in NFL history to record 100 receptions in a single season despite the Oilers' 24-20 road loss to the Giants. Coupled with Drew Hill's 90 catches, that pair's 190 represents the most receptions by two teammates in one season in league annals. In addition, QB Warren Moon eclipses Dan Marino's NFL record (623 in 1986) for attempts in a season. DE William Fuller registers his 15th sack of the season and thus becomes the first Oiler ever to lead the conference in that category.

**December 29** – The Oilers defeat the New York Jets 17-10 in an AFC Wild Card playoff game before 61,485 fans in the Astrodome. S Bubba McDowell intercepts two key passes inside the Oiler five-yard line to preserve the win.

### 1992

**January 4** – After leading for most of the game, the Oilers end up losing a 26-24 decision to the Denver Broncos in an AFC Divisional Playoff game in front of 75,301 fans at Mile High Stadium. PK David Treadwell's 28-yard field goal with 16 seconds left in the game proves to be the deciding points. The loss mars a great performance by Oiler QB Warren Moon, who completes 75% of his passes (27 of 36) for 325 yards and three touchdowns.

**March 6** – The Oilers name Steve Underwood as General Counsel. Underwood joins the Oilers from the Houston firm of Caldwell and Hurst where he has handled most of the team's legal work since 1977.

**August 1** – The Oilers defeat the Dallas Cowboys 34-23 in the American Bowl in Tokyo, Japan, which marks Houston's first game outside of the United States.

**August 31** – The Oilers and QB Warren Moon reach agreement on a new multi-year contract that includes a settlement of a controversial escalator clause.

**September 29** – The Oilers sign free agent WR Webster Slaughter to a two-year contract. Slaughter had been one of four players who were declared free agents by a Minneapolis judge on September 24.

**October 11** – In a 38-24 win at Cincinnati, QB Warren Moon ties a personal best with five TD passes to eclipse George Blanda's team record for career touchdown passes (165, Moon now has 169). Also, WR Haywood Jeffires catches three TD passes to tie the franchise record, and RB Lorenzo White rushes for a career-best 149 yards.

**October 18** – QB Warren Moon becomes the leading passer in professional football history by surpassing Ron Lancaster's 50,535 yards (in 19 years). After the Oilers' heartbreaking 27-21 loss at Denver, Moon now has 50,589 yards. Moon's total, accumulated in less than 15 seasons, includes 21,228 yards in the CFL and 29,361 yards in the NFL.

**November 15** – In Houston's 17-13 win at Minnesota, QB Warren Moon suffers a fractured upper left arm on a fourth quarter hit by Viking S Vencie Glenn and misses the next five games. Despite the injury, Moon becomes just the 14th NFL QB to surpass 30,000 passing yards as he accomplishes that faster (125 games) than any player in league history except for Miami's Dan Marino (114 games).

**November 26** – Subbing for the injured Warren Moon, QB Cody Carlson throws for a career-high 338 yards as the Oilers defeat the Lions 24-21 on Thanksgiving Day in Detroit.

**December 11** – After being diagnosed with kidney cancer, Offensive Coordinator Kevin Gilbride undergoes surgery for the removal of his cancerous kidney. He misses two games as Receivers Coach Chris Palmer and injured QB Warren Moon help to handle Gilbride's game day responsibilities.

**December 23** – An NFL-best nine Oilers earn Pro Bowl honors with four players designated as starters for the February 7 game. The starters include WR Haywood Jeffires, C Bruce Matthews, G Mike Munchak and LB Al Smith. The Houston reserves feature DT Ray Childress, WR Curtis Duncan, WR Ernest Givins, QB Warren Moon and RB Lorenzo White. The inclusion of Jeffires, Givins and Duncan represents the first time ever that three receivers from the same team have been designated as Pro Bowlers.

## HISTORICAL HIGHLIGHTS

**December 20** – Shortly after their exciting, come-from-behind 17-14 win at Cleveland, the Oilers learn that they have clinched a playoff berth for the sixth straight season. That represents the longest current post-season streak in the NFL.

**December 27** – As Houston routs Buffalo 27-3 in the regular season finale, WR Haywood Jeffires catches six passes to finish with 90 receptions. He thus leads the AFC in that category for the third straight season, becoming only the second player since the 1970 AFL-NFL merger to accomplish that feat.

### 1993

**January 3** – The Oilers lose a 41-38 OT decision at Buffalo in an AFC Wild Card playoff game. QB Warren Moon completes 36 of 50 passes for 371 yards and four first-half touchdowns.

**January 29** – The Oilers name Buddy Ryan as the team's defensive coordinator.

**July 2** – NFL Commissioner Paul Tagliabue rules in a dispute between the Oilers and Washington. Tagliabue completes a trade which sends Washington LB Wilber Marshall to Houston in exchange for the Oilers' third-round draft choice in 1994 and their fifth-round selection in 1995.

**November 21** – RB Gary Brown explodes for 194 rushing yards to lead Houston to its fifth consecutive win, a 27-20 victory at Cleveland. Brown's rushing total is the highest by any AFC back in three years and the most by an Oiler in 13 years. His back-to-back running sum of 360 yards is also the team's best in 13 seasons. Brown becomes the first NFL back in ten years to gain over 100 yards in his first two career starts.

**November 28** – In the Oilers' 23-3 Astrodome victory over the Steelers, WR Ernest Givins passes Drew Hill's 480 catches to become Houston's all-time leading receiver.

**December 5** – As Houston captures its seventh straight win with a 33-17 home decision over Atlanta, the Oilers' defense forces seven turnovers (including a team record-tying six interceptions) for its highest such total in 16 years.

**December 14** – Oilers DT Jeff Alm commits suicide following the death of his best friend in a traffic accident. The Oilers hold a memorial service for their teammate the following day.

**December 19** – The Oilers clinch their second outright AFC Central Division championship with a 26-17 win over the Steelers at Three Rivers Stadium. Houston thus cements a playoff berth for the seventh consecutive season, the longest current streak in the NFL. The Oilers also become just the second team since the 1970 AFL-NFL merger to go undefeated within the AFC's Central Division (also 1975 Steelers). Against Pittsburgh, PK Al Del Greco surpasses the team record of 115 points in a single season.

**December 28** – G Mike Munchak establishes an Oiler record by being named to the Pro Bowl for the ninth time (Elvin Bethea had eight appearances).

### 1994

**January 2** – The Oilers close the regular season with their club record 11th consecutive win, a 24-0 shutout of the Jets in the Astrodome. The winning streak is the longest in the NFL in nine years as the Oilers become just the fifth team in league history to close a season with 11 straight victories. The Oilers also set a franchise record with 12 wins for the season and go undefeated in both November and December for just the third time ever. Amazingly, RB Gary Brown finished with 1,002 yards in just eight starts.

**January 27** – The Oilers promote Assistant General Manager Floyd Reese to the position of Executive Vice-President/General Manager. Reese succeeds Mike Holovak, who assumes the title of Vice-President/Player Personnel and Scouting.

**February 9** – Houston names Jeff Fisher as its new Defensive Coordinator, replacing Buddy Ryan, who left the Oilers to become General Manager/Head Coach of the Arizona Cardinals.

**April 13** – The Minnesota Vikings announce that they have reached an agreement to acquire QB Warren Moon from the Oilers in exchange for draft choices.

**August 15** – The Oilers defeat the Dallas Cowboys 6-0 before 112,376 fans at Azteca Stadium in Mexico City. The in-house attendance is the largest ever for an NFL game.

**September 4** – WR Ernest Givins becomes Oilers' all-time receiving yardage leader, surpassing Drew Hill's mark of 7,477. Givins would end the season with 7,935 yards on 542 career receptions.

**November 6** – G Mike Munchak, who announced his retirement on July 21, 1994 to join the Oilers under the title of Assistant to Football Operations, is honored by Oiler Owner/President K.S. "Bud" Adams, Jr., by having his No. 63 jersey retired at halftime ceremonies of Oilers-Steelers game.

**November 14** – After a 1-9 start, Head Coach Jack Pardee and Assistant Head Coach/Offense Kevin Gilbride are relieved of their duties. Jeff Fisher is elevated to title of Head Coach/Defensive Coordinator.

**December 24** – Houston closes out season with 24-10 victory over the N.Y. Jets for Fisher's first win as a head coach.

### 1995

**January 5** – Oilers announce that Jeff Fisher will remain as head coach, officially becoming the 15th head coach in franchise history.

**January 17** – As his first hire, Fisher brings in Jerry Rhome under the title of Offensive Coordinator.

**March 3** – The Oilers jump into the free-agent pool and sign the NFL's all-time leading kickoff returner, Mel Gray. Gray joins the Oilers after successful stints with the Detroit Lions and New Orleans Saints.

**March 7** – The team announces five-year contract with KHTV/Channel 39 to broadcast Oilers' preseason games. The pact reunites the team and KHTV, which carried Oilers' preseason action in '89.

**March 23** – Houston lures in one of the most coveted unrestricted free agents by signing C Mark Stepnoski from the Dallas Cowboys.

**March 28** – The Oilers sign veteran QB Chris Chandler from the Rams.

**April 22** – With the third overall choice in the draft, Houston selects Alcorn State QB Steve McNair.

**July 25** – QB Steve McNair signs contract at press conference held at Oilers' training camp.

**August 11** – Tennessee newspaper reports that Nashville Mayor Phil Bredesen is meeting with Oiler officials. Nashville is willing to build new stadium if it will attract a professional team. K.S. "Bud" Adams, Jr. and Bredesen execute an agreement that gives the City of Nashville a 70-day exclusive negotiating period with the Houston Oilers to build a stadium and relocate the team.

**August 19** – Oilers-Chargers preseason game is canceled by NFL after field is deemed unplayable for safety reasons.

**September 3** – The Oilers travel to Jacksonville and defeat the Jaguars 10-3 in the expansion team's inaugural game.

**September 24** – QB Chris Chandler connects on 23 of 26 passes for 352 yards and four touchdowns, leading Oilers to a 38-28 win over the Bengals at Riverfront Stadium. Chandler's 88.46 completion percentage misses the NFL record by one completion. Chandler, who hooked up with rookie WR Chris Sanders on touchdown passes of 58 and 46 yards, is named AFC Offensive Player of the Week.

**November 2** – Oilers' long-time equipment assistant Bill "Mojo" Lackey passes away after a massive stroke.

**November 5** – Oilers win 37-10 over Browns and dedicate game to "Mojo" and his family. The win marks the Oilers' largest margin of victory at Cleveland since a 40-10 decision on Oct. 12, 1975.

**November 12** – K.S. "Bud" Adams, Jr. and the Oilers announce the establishment of the Bill "Mojo" Lackey Memorial Award, which would be given to the player, coach or front office staff member that best exemplifies the qualities of the former equipment assistant. A \$10,000 check is given to the winner to be awarded to charity in his or her name.

**November 16** – K.S. "Bud" Adams, Jr. and Nashville Mayor Phil Bredesen sign a relocation agreement to move the Oilers to Tennessee.

**December 14** – G Bruce Matthews, S Blaine Bishop, CB Darryll Lewis and C Mark Stepnoski are selected to the Pro Bowl. Matthews sets the Oiler mark for consecutive selections with his eighth consecutive Pro Bowl honor.

**December 17** – Paul "Hoss" Noska, equipment assistant, is honored with the first Bill "Mojo" Lackey Memorial Award.

### 1996

**March 26** – Oilers sign veteran WR Willie Davis from the Kansas City Chiefs.

**April 20** – After trading down in the first round (from 9th to 17th) to acquire extra picks from Oakland, General Manager Floyd Reese and Head Coach Jeff Fisher execute a trade with the Seattle Seahawks to move back up

## HISTORICAL HIGHLIGHTS

### McNAIR AND GEORGE

First round draft picks in consecutive years, QB Steve McNair (drafted in 1995) and RB Eddie George (drafted in 1996) became the centerpieces of a team that advanced to the playoffs in four of five years (1999, 2000, 2002, 2003). From 1997, McNair's first season as a starter, until Eddie George's final season as a Titan in 2003, the two combined to pull the franchise to new heights, including the team's first Super Bowl appearance (XXXIV).

The duo started in the same backfield 107 times during their seven seasons together and posted a 67-40 record (.626 winning percentage) in those games, and 5-4 in postseason. The 2003 season would be memorable for both as McNair was named Co-MVP of the NFL, becoming only the franchise's second player to garner the honor (Campbell in 1979) and George became the franchise's all-time leading rusher, passing Earl Campbell and becoming only the 17th running back to reach 10,000 career rushing yards.

Each player personified toughness with legendary stories told of McNair returning from injuries to lead his team to victory and George never missing a start in his eight year franchise career - 128 games - which represented the most consecutive starts in NFL history for a running back to start a career.

On June 12, 2019, Titans controlling owner Amy Adams Strunk announced that McNair's No. 9 jersey and George's No. 27 jersey would be retired by the club.

to the 14th spot in the 1996 draft to select Heisman Trophy winner Eddie George from Ohio State. Sent to the Seahawks in the trade was DT Glenn Montgomery.

**April 30** – The National Football League approves the team's relocation to Nashville in a special owners' meeting held in Atlanta, Ga.

**May 3** – Adding more weapons to the offense, the Oilers agree to terms with RB Ronnie Harmon from the San Diego Chargers.

**May 7** – Voters of Davidson County in Nashville, Tenn., overwhelmingly approve a referendum held to decide on the use of public funding for a new downtown stadium.

**October 20** – With a 22-yard field goal, K Al Del Greco sets the club record for most career field goals, surpassing K Tony Zendejas (117).

**October 27** – Del Greco kicks the longest field goal in team history with a 56-yarder at the end of the first half versus the 49ers.

**November 17** – In a clash with the Miami Dolphins, G Bruce Matthews becomes the Oilers' all-time leader in games played with his 211th contest, breaking Elvin Bethea's mark of 210. Matthews would go on to also set the team marks for most consecutive games played and started.

**December 12** – G Bruce Matthews, S Blaine Bishop, C Mark Stepnoski and ST player John Henry Mills are selected to the Pro Bowl. Matthews extends the Oiler mark for consecutive selections (9) and ties G Mike Munchak for most overall selections (9).

**December 15** – Oilers play their final game in Houston with a 21-13 loss to the Cincinnati Bengals in the Astrodome.

**December 22** – RB Eddie George finishes the 1996 season with 1,368 yards rushing en route to Rookie of the Year accolades. In addition, George's ground totals were only 82 yards shy of RB Earl Campbell's rookie record of 1,450. On this day, George would also help the Oilers to a 24-21 win over the Baltimore Ravens for a franchise-best 6-2 road record.

### 1997

**January 1** – The team promotes linebackers coach Gregg Williams to defensive coordinator.

**January 3** – After relieving Jerry Rhome of his duties, the Oilers make wide receivers coach Les Steckel the team's offensive coordinator/quarterbacks coach.

**February 24** – Oilers trade QB Chris Chandler to the Atlanta Falcons for two 1997 draft choices (4th and 6th).

**May 3** – City of Nashville holds ground-breaking ceremonies for the team's downtown stadium.

**May 8** – After formulating an agreement earlier with Harris County (Houston), K.S. "Bud" Adams, Jr. and Astrodome USA owner Drayton McLane, Jr. reach a settlement for the final year of Oilers' lease at the Astrodome. Under appointed mediator Alice Oliver Parrott, the two sides clear the biggest step in the team's ability to play games in Tennessee for the 1997 season.

**June 5** – Oilers reach agreement with Memphis Sports Authority, clearing the way for the team to play its games in the Liberty Bowl.

**June 12** – Oilers hold press conference in Nashville to formally announce the club's intention to play the 1997 season in Tennessee, and introduce an inaugural patch and logo which merges the Oilers traditional "Oil derrick" with the Tennessee state flag.

**July 18** – Oilers players report to Tennessee State University for their first training camp in the state of Tennessee. Also, Oilers sign DE Kenny Holmes, 1997 first-round selection, to a four-year contract.

**July 19** – Oilers sign GM Floyd Reese to a four-year extension running through 2001 season.

**August 2** – Oilers play first preseason game of 1997 season at Liberty Bowl in Memphis, falling to the New Orleans Saints 21-12.

**August 9** – Oilers play their first ever game at Vanderbilt Stadium, an 18-12 preseason loss to Washington.

**August 15** – Oilers move into their temporary training facility in Bellevue.

**August 23** – Oilers promote Don MacLachlan to Executive Vice President of Marketing, Broadcasting, and Ticketing.

**August 27** – Oilers sign free agent SS Blaine Bishop.

**August 31** – Oilers open their inaugural season in the state of Tennessee with a 24-21 overtime win over the Oakland Raiders at Liberty Bowl. RB Eddie George ties Billy Cannon's franchise record for rushing yards in a game with 216 yards on 35 carries. With the game-winning field goal in overtime, K Al Del Greco becomes the Oilers all-time points leader, surpassing George Blanda's total of 596 points.

**October 27** – In their first-ever trip to Arizona, the Oilers defeat the Cardinals 41-14.

**November 27** – Oilers defeat Dallas 27-14 on Thanksgiving Day in front of a national-television audience. It marked the first regular season game in Texas for the Oilers since their move to Tennessee.

**December 11** – G Bruce Matthews, RB Eddie George, and SS Blaine Bishop are selected to the Pro Bowl. Matthews extends the mark for consecutive selections (10) and surpasses G Mike Munchak for most overall selections (9).

**December 14** – Oilers fall to the Baltimore Ravens 21-19 in the final game at Baltimore's Memorial Stadium. It marked the second time the Oilers closed the stadium, because on Dec. 18, 1983, the Oilers played at the Baltimore Colts in what would be their final game in Baltimore.

**December 21** – Oilers close their inaugural season in Tennessee with an 8-8 record after a 16-6 win over Pittsburgh in Memphis.

### 1998

**February 14** – Oilers agree to terms with free agent WR Yancey Thigpen from Pittsburgh.

**February 19** – Oilers agree to terms with free agent P/K Craig Hentrich from Green Bay.

**February 24** – Oilers reach agreement with Shelby County Sports Authority and Memphis Park Commission to be released from the final year of their lease at the Liberty Bowl.

**March 4** – Oilers and Vanderbilt University reach tentative agreement for the Oilers to play at Vanderbilt Stadium for the 1998 season.

**March 11** – Oilers agree to terms with free agent TE Jackie Harris from Tampa Bay.

**April 16** – A tornado rips through Nashville, damaging three cranes and 10 portable trailers at the Oilers East Bank Stadium construction site.

**April 18** – In the franchise's first draft as the Tennessee Oilers, the club selects WR Kevin Dyson from Utah with its first-round selection (16th overall) in the NFL Draft.



## HISTORICAL HIGHLIGHTS

### HOUSTON OILERS TO TENNESSEE TITANS

After trying unsuccessfully for many years to construct a deal with the city of Houston for a new football or multi-use stadium, Oilers owner K.S. "Bud" Adams, Jr. decided that moving his franchise to another city might be the only solution left to keep the team financially competitive. In the spring of 1995, research was completed and several cities were identified as desirable for relocation and at the top of the list was Nashville, Tenn.

In the summer of 1995, Adams contacted Nashville's mayor, Phil Bredesen, to see if the city would be interested in having the team relocate to the region. A 70-day exclusive negotiating period was agreed to and in November the two had signed a relocation agreement that would bring the Oilers to Nashville. In April of 1996, the NFL approved the team's relocation and on May 7th, the voters of Davidson County approved a referendum on using public funding for the new downtown stadium.

Dec. 15, 1996 would mark the Oilers final home game at the Astrodome in Houston – a 21-13 loss to Cincinnati in front of 15,131 fans. In May of 1997, the team reached a settlement with the Astrodome that let them escape the final year of the contract and allowing the team to play the 1997 season in Tennessee.

With the new stadium in Nashville still two years from completion, the team decided to play at Memphis' Liberty Bowl until the stadium was complete. The Tennessee Oilers opened their inaugural season in the state of Tennessee with a 24-21 overtime win over the Oakland Raiders at the Liberty Bowl in front only 30,000 fans.

The Oilers struggled with low attendance throughout the 1997 season and by March of 1998, the Oilers reached an agreement to play the 1998 season at Vanderbilt Stadium in Nashville. Crowds at Vanderbilt Stadium were an improvement from the previous year, but the team could only muster a 3-5 home mark. During the 1998 season, Adams announced the Oilers name would be retired and the team would be renamed the Titans as they entered their new stadium for the 1999 season.

In April of 1999, the team unveiled their new Titans uniforms and in August the team played its first game at Nissan Stadium (named Adelphia Coliseum at the time). The 1999 season ended with the franchise's first Super Bowl berth in the team's 40-year history. A total of 20 players endured the entire odyssey of playing in Houston in 1996, Memphis in 1997, Vanderbilt in 1998 and LP Field in 1999.



*Bud Adams presents Nashville Mayor Phil Bredesen with an official team jersey.*

**April 23** – Oilers finalize deal to play at Vanderbilt Stadium for the 1998 season.

**May 15** – Oilers finalize deal to acquire land in MetroCenter for a permanent practice facility to be finished in the summer of 1999.

**May 28** – Oilers reach agreement with Tennessee State University to hold the Oilers 1998 Training Camp on TSU's campus. It marks the first time in club history that the Oilers have had consecutive training camps outside the state of Texas.

**July 29** – Owner K.S. "Bud" Adams, Jr., listens to the Tennessee fans and announces that he will change the name of the team. An advisory council is later formed to research names and a "Guess the Name" contest is introduced to fans to gain additional feedback.

**Oct. 18** – Oilers win first home game in Nashville, a 44-14 victory over Cincinnati.

**Oct. 29** – Former Oiler and nine-time Pro Bowl Guard Mike Munchak is announced among 76 nominees for the Pro Football Hall of Fame.

**Sept. 12** – Oilers play first regular season home game in Nashville vs. San Diego Chargers.

**Nov. 4** – First Oilers coach, Lou Rymkus, passes away at 78.

**Nov. 14** – Oilers owner K.S. "Bud" Adams, Jr., announces that the Oilers will become the "Tennessee Titans" beginning in 1999. "We wanted a new nickname to reflect strength, leadership and other heroic qualities," Adams said.

**Dec. 22** – Oilers owner K.S. "Bud" Adams, Jr., unveils new Tennessee Titans logo and colors, featuring the fire of the Titans and exemplifying power, strength, knowledge and excellence. "I feel we have developed a logo that fans throughout the state of Tennessee and around the country will embrace for years to come," Adams said.

**Dec. 26** – Oilers era comes to end against Minnesota Vikings.

### 1999

**January 1** – G Bruce Matthews and P Craig Hentrich earn All-Pro honors.

**February 8** – G Bruce Matthews, P Craig Hentrich, RB Eddie George & TE Frank Wycheck represent AFC in Pro Bowl.

**February 26** – Steve Walters (WR's) and Jim Washburn (DL) added to coaching staff.

**April 13** – Titans unveil new uniforms and helmets before packed crowd at the new stadium.

**April 17** – Titans make Florida DE Jevon Kearse their first selection in the 1999 NFL Draft.

**May 3** – Veteran players tour stadium and practice facility. Mr. Adams presents pair of tickets to each stadium worker in appreciation of their hard work.

**May 3** – George Henshaw promoted to Assistant Head Coach/Running game. Jim Schwartz added to staff as Defensive Assistant/Quality Control Coach.

**May 8** – Final auditions determine first ever Titans cheerleading squad.

**May 13** – 11-time Pro Bowl offensive lineman Bruce Matthews re-signs with team.

**May 14** – Stadium lights turned on for 100-hour test.

**May 17** – Titans announce that 1999 training camp will be held at Baptist Sports Park in Bellevue.



*Eddie George, Frank Wycheck, Craig Hentrich and Blaine Bishop model the Titans' new uniforms in 1999.*

## HISTORICAL HIGHLIGHTS

### HOME SWEET HOME

The newly-named Tennessee Titans opened their new stadium, Adelphia Coliseum (eventually to be named Nissan Stadium) with the regular season opener on Sept. 12, 1999 against the Cincinnati Bengals. The back and forth game would end with the Titans hanging on for a 36-35 win. The win would start a historic streak of 12 consecutive wins to open the new stadium. The 12 consecutive wins were the most in the modern era for a new stadium (Texas Stadium, 9 wins in 1971) and one short of the all-time record by the Buffalo Americans in 1920. The Titans first loss in their new home would come against the Baltimore Ravens on Nov. 12, 2000. The winning streak actually began in the spring of 1998, when a devastating tornado ripped through Nashville, but only gave a glancing blow to the under construction stadium and sparing it from destruction.

**May 18** – Stadium sod is laid down.

**July 8** – Adelphia Coliseum name and logo are unveiled at a downtown ceremony.

**July 23** – Titans name former Minnesota Senior Vice President Jeff Diamond President and Chief Operating Officer, and agree to terms with former Pittsburgh Pro Bowl quarterback Neil O'Donnell.

**July 27** – The Titans sign their first-round draft selection, Florida DE Jevon Kearse, to a multi-year contract.

**August 15** – The Tennessee franchise plays its first preseason game under the name Titans, a 22-20 loss at Kansas City. The game is the first in franchise history played in a uniform other than the Oilers.

**August 27** – Titans defeat Atlanta, 17-3, in the first preseason game at Adelphia Coliseum.

**September 2** – Owner K.S. "Bud" Adams, Jr. and his wife, Nancy, announce the creation of the Tennessee Titans Foundation, an organization established to serve the charitable interests of the state of Tennessee by providing financial support and other resources to non-profit organizations, enriching and strengthening communities throughout the state. Adams donates \$500,000 to start the foundation.



*Faith Hill sings at inaugural game of the new stadium.*

**September 5** – Cornerback Darryll Lewis, the team leader in interceptions in each of the past five seasons, is released.

**September 12** – Al Del Greco kicks a 33-yard field goal to lift the Titans to a 36-35 win over Cincinnati in the first regular season game and victory at Adelphia Coliseum. The win, in front of 65,272 fans, is the team's first as the Titans, and quarterback Steve McNair passes for a career-high 341 yards in the victory.

**September 26** – The team wins its first road contest as the Titans, a 20-19 victory at Jacksonville sealed by a Samari Rolle interception in the end zone with under a minute remaining.

**October 31** – Steve McNair returns after missing five games because of a back injury to lead the Titans to defeat the previously-unbeaten St. Louis Rams, 24-21 at Adelphia Coliseum. McNair is named Miller Lite NFL Player of the Week for his performance in the victory.

**December 19** – Tennessee clinches the franchise's first playoff berth since 1993 with a 30-17 win over Atlanta at Adelphia Coliseum.

**December 22** – G Bruce Matthews, RB Eddie George, DE Jevon Kearse and TE Frank Wycheck are named to the AFC team for the Pro Bowl. Matthews extends his franchise records for consecutive and overall selections (12), and Kearse becomes the first rookie defensive end selected to the Pro Bowl in AFC history and the first in the NFL since 1978.

**December 26** – Tennessee defeats Jacksonville for the fourth consecutive time, a 41-14 victory in which Steve McNair throws five touchdown passes. McNair earns his first AFC Offensive Player of the Week and his second Miller Lite NFL Player of the Week honor this season for his efforts. The win completes the first unbeaten home regular season in club history.

### 2000

**January 8** – In a play known as the "Music City Miracle," Kevin Dyson returns a Frank Wycheck lateral on a kickoff return 75 yards for a touchdown, lifting the Titans to a 22-16 victory in the AFC Wild Card playoff game over the Buffalo Bills. The improbable play, which occurred with just 16 seconds remaining in the game, gives the franchise its first playoff win in Tennessee in addition to its first since 1993.

**January 16** – Eddie George rushes for 162 yards, including a 68-yard touchdown run, as the Titans defeat the Indianapolis Colts, 19-16, in an AFC Divisional Playoff game at the RCA Dome.

**January 23** – The Titans beat Jacksonville for the third time of the season and fifth consecutive time, using 23 second-half points en route to a 33-14 win at Alltel Stadium in Jacksonville. Steve McNair runs for two touchdowns and Derrick Mason returns a kickoff 80 yards in the win. The win sends Tennessee to its first Super Bowl in franchise history and its first AFC/AFL Championship since 1961.

**January 30** – The Titans fall short in their quest to win Super Bowl XXXIV, as Kevin Dyson is stopped one yard short of the end zone on the final play of the game in a 23-16 St. Louis Rams victory.

**February 16** – The Titans sign unrestricted free agents LB Randall Godfrey



*Kevin Dyson races down the sideline in the Music City Miracle.*



*The Titans battle the Rams at Super Bowl XXXIV in Atlanta.*

(Dallas) and T Fred Miller (St. Louis).

**March 7** – Mike Heimerdinger is named offensive coordinator, replacing Les Steckel.

**March 13** – Craig Johnson (quality control/offense) and Ronnie Vinklerak (quality control/defense) are added to the coaching staff, while Jim Schwartz is promoted to linebackers coach.

**June 15** – The Titans extend the contract of Head Coach Jeff Fisher and expand his title to Executive Vice President.

**July 19** – The Titans extend the contract of RB Eddie George.

**August 14** – The Titans host Monday Night Football for the first time since moving to Tennessee. A sell-out crowd of 68,072 at Adelphia Coliseum watch the Titans defeat St. Louis, 30-3, in a preseason Super Bowl XXXIV rematch.

**October 16** – The Titans host their first regular season Monday Night Football game at Adelphia Coliseum, a 27-13 victory over the Jacksonville Jaguars.

**November 12** – Tennessee's NFL record of 12 consecutive victories to open a new stadium ends in a 24-23 loss to the Baltimore Ravens.



## HISTORICAL HIGHLIGHTS

**December 14** – S Blaine Bishop, RB Eddie George, T Brad Hopkins, DE Jevon Kearse, KR Derrick Mason, G Bruce Matthews, CB Samari Rolle and TE Frank Wycheck are named to the AFC team for the Pro Bowl. QB Steve McNair is added as an alternate, giving the Titans nine players on the Pro Bowl roster, the most for the franchise since nine players were selected in 1992.

**December 17** – At Cleveland, Bruce Matthews passes brother Clay on NFL games played list at 279 games. Both are honored in pre-game ceremony.

**December 25** – The Titans clinch the AFC Central Division Championship with a 31-0 victory against the Dallas Cowboys, earning a 13-3 record for the second-consecutive season and home-field advantage throughout the playoffs. The defensive unit finishes the season ranked first overall in the NFL.

### 2001

**January 7** – Baltimore defeats the Titans, 24-10, in an AFC Divisional Playoff game at Adelphia Coliseum.

**February 1** – Defensive coordinator Gregg Williams is hired as head coach of the Buffalo Bills.

**February 2** – Jim Schwartz is promoted to defensive coordinator.

**February 6** – Gunther Cunningham, former Kansas City Chiefs head coach, is named assistant head coach defense/linebackers.

**February 22** – Everett Withers is named defensive backs coach.

**March 2** – The Titans re-sign unrestricted free agent WR/KR Derrick Mason, who set an NFL record in 2000 with 2,690 all-purpose yards.

**March 7** – The Titans agree to terms with unrestricted free agent K Joe Nedney from the Carolina Panthers.

**March 8** – Former Pro Bowl safety Chuck Cecil is hired as defensive quality control coach.

**March 28** – The Titans agree to trade their first pick (29th overall) in the 2001 NFL Draft to the St. Louis Rams for defensive end Kevin Carter.

**April 21** – The Titans select DB Andre Dyson with their first selection (2nd round/60th overall) in the 2001 NFL Draft.

**May 22** – The NFL announces its plans to realign divisions beginning in 2002, placing the Titans in the new AFC South with the Jacksonville Jaguars, Indianapolis Colts and expansion Houston Texans.

**August 4** – Mike Munchak, Titans offensive line coach and former Houston Oilers guard, is inducted in the Pro Football Hall of Fame after being selected for enshrinement on Jan. 27.

**September 25** – Former Nashville Kats (Arena Football League) Head Coach Pat Sperduto is hired as director of arena football league operations.

**October 7** – Starting at center in Baltimore, Bruce Matthews plays in his 283rd NFL game and surpasses Jim Marshall for first place on league's all-time list for games played among non-kickers.

**December 30** – Eddie George records a season-high 130 yards rushing against Cleveland, marking the 30th 100-yard game of his career. Additionally, George becomes the first RB in franchise history to post 200 career pass receptions.

### 2002

**January 2** – Bruce Matthews is named to his 14th consecutive Pro Bowl, tying him with Merlin Olsen for the most Pro Bowl selections in league history. Jevon Kearse also is selected for the third consecutive year.

**April 5** – The team begins its fifth annual Tennessee Titans Caravan. With 16 players plus staff participating, Titans Caravan V goes on to make 64 stops, including 27 schools, in Tennessee, Kentucky and Alabama over a two-week period.

**April 20** – The Titans select DT Albert Haynesworth with their first pick (15th overall) in the 2002 NFL Draft.

**April 30** – Titans owner K.S. "Bud" Adams announces that he has purchased an expansion Arena Football League team that will begin play in Nashville in 2004. The team will keep the name of the previous AFL team that played in Nashville, the Nashville Kats.

**May 15** – The Titans reach an agreement with Citadel Communications to move the Titans' flagship radio station to Nashville's 103 WKDF (103.3 FM).

**May 30** – Craig Johnson is promoted to quarterbacks coach. Ned James is hired as offensive assistant.

**June 4** – The Titans reach a tentative agreement with Adelphia Business Solutions to have Adelphia's name removed from the coliseum, pending court approval.

**July 15** – Offensive lineman Bruce Matthews officially announces his NFL retirement from the offices of Titans owner K.S. "Bud" Adams, Jr., in Houston, Texas

**September 7** – Titans owner Bud Adams unveils his team's PSL Founder's Club display at Coliseum.

**December 1** – RB Eddie George becomes franchise's all-time leading rusher, passing Earl Campbell, in victory at New York Giants.

**December 8** – Former Titans/Oilers offensive lineman Bruce Matthews is inducted into Titans' Hall of Fame and has his jersey retired during special halftime ceremony during Colts game.

**December 22** – Titans clinch inaugural AFC South Division with 28-10 victory at Jacksonville.

**December 29** – Titans go undefeated in inaugural AFC South division with 13-3 victory at Houston, securing a first-round bye in playoffs. The Titans become NFL's third team to advance to playoffs after starting their season 1-4.

### 2003

**January 1** – QB Steve McNair finishes third in league MVP voting behind Rich Gannon and Brett Favre.

**January 11** – Titans defeat Steelers 34-31 in bruising AFC Divisional Playoff Game.

**January 19** – Titans play in franchise's fourth AFC Championship Game, but fall short at Oakland, 41-24.

**January 25** – Former Houston Oilers DE Elvin Bethea named to the Pro Football Hall of Fame's 2003 class.

**February 3** – Head coach Jeff Fisher coaches the AFC to a 45-20 victory in Pro Bowl.

**February 7** – Titans president Jeff Diamond signs a new one-year contract.

**April 26** – Titans select CB Andre Woolfolk with their first pick (28th overall) in the 2003 NFL Draft.

**June 25** – Head coach Jeff Fisher agrees to terms on a long-term contract extension.

**December 7** – Frank Wycheck becomes the fourth tight end in NFL history to record 500 career receptions in Tennessee's 29-27 loss at home to Indianapolis.

**December 7** – WR Derrick Mason catches six passes for 64 yards at home vs. Indianapolis to record his third consecutive 1,000-yard receiving season.

**December 18** – The NFL announces that four Titans are going to the 2004 Pro Bowl – QB Steve McNair (named the starter), along with LB Keith Bulluck, WR Derrick Mason, and P Craig Hentrich. OT Brad Hopkins would later be named to the Pro Bowl as a reserve.

**December 21** – QB Steve McNair leads a miraculous comeback at Houston, throwing the game-winning touchdown to Drew Bennett with 17 seconds left in Tennessee's 27-24 victory on the road. In the process, McNair surpasses 3,000 passing yards for the season, joining Warren Moon as only the second QB in franchise history to do so four times.

**December 28** – Recently re-signed QB Neil O'Donnell starts following injuries to Steve McNair and Billy Volek. He threw for 232 yards and a pair of touchdowns in Tennessee's season-ending 33-13 victory over the defending Super Bowl Champion Tampa Bay Buccaneers. It marked O'Donnell's last NFL game as he would announce his retirement following the season. Eddie George becomes the 17th running back in NFL history to record 10,000 rushing yards in the team's victory over the Bucs. George rushes for 87 yards to push him over the 1,000-yard rushing mark for the seventh time in his eight NFL seasons. It marked the final regular season game and the final home game for George as a Titan.



*Joe Nedney's field goal beats Steelers.*

### 2004

## HISTORICAL HIGHLIGHTS



*Eddie George salutes the fans following his final home game as a Titan.*

**January 2** – QB Steve McNair named NFL's co-MVP along with Colts QB Peyton Manning. Each player receives 16 votes from a national panel of 50 journalists.

**January 3** – Titans defeat Ravens 20-17 in AFC Wild Card Playoff Game in Baltimore.

**January 10** – Titans fall at New England in AFC Divisional Playoff Game, the coldest playoff game in franchise history (four degrees, minus 10 wind chill).

**January 11** – K Gary Anderson, the NFL's all-time leading scorer (2,346 points), announces his retirement after 22 seasons.

**January 20** – Titans owner K.S. "Bud" Adams re-assumes team president role after Jeff Diamond's contract expires.

**January 23** – TE Frank Wycheck announces his retirement from the NFL after 11 seasons in the league.

**April 24** – Titans select a league-high 13 players in the 2004 NFL Draft, including three players in the second round (the team traded its first-round pick) – TE Ben Troupe, DE Travis LaBoy and DE Antwan Odom.

**July 22** – Titans release RB Eddie George.

**September 11** – The Titans season opener at Miami is played on Saturday instead of Sunday due to impending Hurricane Ivan. Titans running back Chris Brown rushes for 100 yards in his first NFL start en route to the team's 17-7 victory.

**October 11** – On Monday Night Football, Steve McNair quarterbacks the Titans to a 48-27 victory over Green Bay to give him 71 career wins as a starter, surpassing Warren Moon's previous franchise record of 70 victories. The 48 points set a Lambeau Field record for a visiting team. Also in the game, running back Chris Brown carries 27 times for 148 yards and two touchdowns, joining Stump Mitchell (St. Louis Cardinals) and Don Calhoun (New England Patriots) to become the third player in NFL history to gain 100 or more rushing yards in four of his first five NFL starts.

**December 13** – Running back Chris Brown totals 91 yards against Kansas City to become the franchise's eighth player to eclipse 1,000 season rushing yards. He finishes the season with 1,067 yards on 220 carries.

**December 19** – Titans quarterback Billy Volek becomes fourth quarterback in NFL history to pass for 400 or more yards in two consecutive games after passing for 426 yards against Kansas City (12/13) and 492 yards at Oakland (12/19). The 918-yard total is the second-best two-game total in NFL history behind Phil Simms' record of 945 yards (1985).

### 2005

**January 28** – The Arena Football League's Nashville Kats begin play under owner K.S. "Bud" Adams, Jr., winning 47-38 at the Columbus Destroyers.

**February 9** – University of Southern California assistant Norm Chow is hired as Titans offensive coordinator after a 32-year career in college football.

**February 21** – Titans part ways with six veterans – K Joe Nedney, DE

Kevin Carter, CB Samari Rolle, RB/FB Robert Holcombe, T Fred Miller and WR Derrick Mason – due to salary cap concerns.

**April 23** – Titans select West Virginia cornerback Adam "Pacman" Jones with the sixth overall pick in the 2005 NFL Draft.

**May 6** – Titans owner K.S. "Bud" Adams, Jr. pledges \$600,000 over three years for scholarship program that provides money for college for one student-athlete from every high school in Tennessee.

**September 6** – Through his foundation, quarterback Steve McNair organizes a relief drive for victims of Hurricane Katrina. Titans fans respond in droves, arriving at LP Field to fill over 20 tractor trailers worth of goods to be sent to the Gulf Coast region.

**September 18** – Titans General Manager Floyd Reese becomes the first GM in team history to record 100 wins as the Titans defeat the Ravens by a score of 25-10.

**October 9** – Head Coach Jeff Fisher becomes the 34th coach in NFL history and the first in franchise history to notch 100 wins as the Titans win at Houston by a score of 34-20. Also in the game, quarterback Steve McNair became the 49th player in NFL history and second player in franchise history to reach 25,000 career passing yards.

### 2006

**February 12** – Titans defensive end Kyle Vanden Bosch plays in his first career Pro Bowl. In his first season with the Titans, Vanden Bosch finished fourth in the NFL with 12.5 sacks, the most by a team member since 1999.

**February 24** – K.S. "Bud" Adams, Jr. is inducted into the Tennessee Sports Hall of Fame.

**March 13-15** – After a delay to the start of the NFL year due to collective bargaining talks between the league and the NFL Players Association, the Titans strike quickly in the initial days of free agency. They agree to terms with four veteran unrestricted free agents – linebacker David Thornton (Indianapolis), wide receiver David Givens (New England), center Kevin Mawae (N.Y. Jets) and safety Chris Hope (Pittsburgh) – within a three day span.

**April 29** – Titans select quarterback Vince Young out of the University of Texas with the third overall pick in the 2006 NFL Draft.

**June 6** – Titans and Louisiana Pacific Corporation reach an agreement on a new naming rights sponsorship that calls for the team's home stadium to be named LP Field. LP obtains the naming rights for 10 years.

**June 9** – Titans trade quarterback Steve McNair to the Baltimore Ravens in exchange for a fourth-round draft choice in 2007.

**June 14** – Offensive tackle Brad Hopkins announces his retirement from the NFL. Hopkins retires after playing in 194 games, the third-most in franchise history at the time (Matthews, Bethea). His 188 starts were the second-most in team history for an offensive lineman (Matthews).

**July 29** – Titans sign first-round pick, QB Vince Young.

**August 26** – Steve Underwood promoted to Senior Executive Vice President/Chief Operating Officer.

**September 3** – Titans bring back Robaire Smith after the defensive tackle was waived by Houston.

**August 5** – Former Houston Oilers QB Warren Moon is inducted into the Pro Football Hall of Fame.

**November 26** – Trailing 21-0 entering the fourth quarter, Vince Young leads the Titans to 24 unanswered points, posting the largest comeback by a rookie QB in NFL history. Rob Bironas' 49-yard field goal caps the stunning victory over the Giants at LP Field.

**December 3** – Rob Bironas kicks franchise-long 60-yard field goal to beat the Colts, 20-17, at LP Field. The 60-yarder tied Steve Cox and Morten Andersen for the fourth-longest field goal in NFL history.

**December 10** – Vince Young returns to his hometown and runs for a 39-yard touchdown in overtime to defeat the Texans, 26-20, at Reliant Stadium.

**December 31** – Titans exercise 2007 option on head coach Jeff Fisher's contract.

### 2007

**January 3** – Vince Young named the Associated Press Offensive Rookie of the Year.

**January 5** – After 13 seasons at the helm, Floyd Reese resigns as general



*Steve McNair is named NFL co-MVP at the conclusion of the 2003 season.*



## HISTORICAL HIGHLIGHTS

manager of the Titans.

**February 1** – Vince Young named Diet Pepsi NFL Rookie of the Year.

**February 3** – Former offensive lineman Bruce Matthews becomes the first franchise player that wore the Titans uniform to be voted into the Pro Football Hall of Fame.

**February 10** – Vince Young becomes the first rookie quarterback in NFL history to play in the Pro Bowl.

**February 12** – Titans name former Oilers safety Mike Reinfeldt the team's new General Manager.

**February 28** – Vincent Marino hired from NFL office as Senior Director of Football Administration.

**April 10** – NFL suspends Adam "Pacman" Jones for 2007 season.

**April 23** – Titans hire Lake Dawson as Director of Pro Personnel.

**April 28** – Titans select Texas DB Michael Griffin with the 19th overall pick in the NFL Draft.

**May 3** – Titans announce they will conduct 2007 training camp at Baptist Sports Park.

**August 4** – Bruce Matthews inducted into Pro Football Hall of Fame.

**August 4** – NFL Commissioner Roger Goodell visits Titans training camp.

**September 24** – Keith Bulluck intercepts a career-high three passes as the Titans cruise to a 31-14 victory at New Orleans on Monday Night Football.

**October 21** – Rob Bironas kicks an NFL-record eight field goals, including a game-winning 29-yarder, as the Titans defeat the Houston Texans 38-36 at Reliant Stadium.

**December 30** – Titans win last three regular season games, including a 16-10 victory at Indianapolis in the season finale to clinch the AFC's final playoff spot and the team's first postseason berth since 2003.

### 2008

**January 6** – Vince Young becomes the youngest quarterback in franchise history to start in playoffs as the Titans fall 17-6 at San Diego in an AFC Wild Card game.

**January 15** – Titans release offensive coordinator Norm Chow of his duties.

**January 17** – Titans hire Mike Heimerdinger as offensive coordinator.

**February 10** – Albert Haynesworth, Kyle Vanden Bosch and Rob Bironas play in Pro Bowl.

**February 20** – Titans use franchise tag on DT Albert Haynesworth.

**February 27** – Titans agree to terms with WR Justin Gage to long-term contract.

**March 6** – Titans sign former Eagles DE Jevon Kearse as unrestricted free agent.

**March 12** – Titans sign former Jets WR Justin McCareins as an unrestricted free agent.

**March 27** – Veteran guard Benji Olson announces retirement after 10 NFL seasons.

**April 5** – Titans unveil new logo to celebrate team's 10th anniversary.

**April 17** – Titans hold press conference honoring retirement of former franchise QB Steve McNair.

**April 26** – Titans select East Carolina RB Chris Johnson with first pick (24th overall) in NFL Draft.

**April 26** – Titans trade CB Pacman Jones to Dallas Cowboys for fourth-round draft pick and additional considerations (resulted in 4th-round pick in 2009 from Titans to Cowboys).

**July 25** – The Titans reach a one-year contract agreement with franchised free agent defensive tackle Albert Haynesworth.

**September 7** – On the same day Titans owner K.S. "Bud" Adams, Jr. is added to the Titans/Oilers Hall of Fame, he unveils a Titans/Oilers Ring of Honor at LP Field during the season opener against Jacksonville. The initial members of the Ring of Honor include Adams, Elvin Bethea, George Blanda, Earl Campbell, Mike Holovak, Ken Houston, Mike Munchak, Jim Norton, Warren Moon and Bruce Matthews.

**September 21** – Cornerback Cortland Finnegan sets a club record with a 99-yard INT return for a TD in a win against the Houston Texans.

**September 28** – A 30-17 victory over the Minnesota Vikings at LP Field gives the Titans four consecutive wins to open the season for the first time in franchise history.

**October 19** – In a 34-10 victory at Kansas City, the Titans set a franchise

rushing record with 332 rushing yards, including 168 yards by Chris Johnson and 149 yards by LenDale White.

**October 27** – At halftime of a Monday night game against the Colts at LP Field, the Titans induct Steve McNair, Eddie George and Frank Wycheck to the Titans/Oilers Hall of Fame and the Ring of Honor.

**November 2** – On a day in which the Titans win in overtime against the Green Bay Packers, the club celebrates its 100th consecutive sellout at LP Field, including every preseason, regular season and playoff game from the time the stadium opened in 1999.

**November 16** – With a 24-14 win at Jacksonville, the Titans win their 10th consecutive game to open the 2008 season and their 13th consecutive regular season game dating back to the last three regular season games of 2007.

**November 27** – At Detroit on Thanksgiving, the Titans defeat the Lions 47-10, the team's seventh-highest margin of victory of all-time and Detroit's highest margin of defeat on Thanksgiving.

**December 7** – The Titans clinch the AFC South title with a 28-9 victory over the Cleveland Browns at LP Field. It is the ninth division crown in club history.

**December 16** – Six Titans are selected to the Pro Bowl – center Kevin Mawae, left tackle Michael Roos, running back Chris Johnson, defensive tackle Albert Haynesworth, safety Chris Hope and cornerback Cortland Finnegan. Additionally, quarterback Kerry Collins and safety Michael Griffin are named to the roster at a later date as alternates.

**December 31** – The Titans defeat the Pittsburgh Steelers 31-14 to secure home-field advantage throughout the AFC Playoffs and tie the franchise record for most regular season wins (13).

### 2009

**February 1** – Nancy Adams, co-owner, vice chairman of the board and wife of K.S. "Bud" Adams, Jr., passes away in Houston at the age of 84.

**February 12** – Chuck Cecil is elevated from secondary coach to defensive coordinator, replacing Jim Schwartz, who was hired as head coach by the Detroit Lions.

**February 27** – The Titans re-sign unrestricted free agent quarterback Kerry Collins.

**April 1** – The Titans unveil a new logo to celebrate the club's 50th season, incorporating the Oilers' oil derrick logo with the fireball logo and the number 50.

**March 2** – The Titans sign unrestricted free agent wide receiver Nate Washington from the Pittsburgh Steelers.

**April 25** – The Titans select Rutgers WR Kenny Britt with the 24th overall selection in the 2009 NFL Draft, the first of 11 Titans draft choices.

**July 4** – Former Titans quarterback Steve McNair is shot and killed in Nashville.

**July 8-9** – The Titans open LP Field to the public for fans to pay their respects to Steve McNair. On July 9, a memorial service is held at Mt. Zion Baptist Church in Whites Creek, Tenn.

**July 11** – After a funeral service at Reed Green Coliseum in Hattiesburg, Miss., Steve McNair's body is laid to rest at Griffith Cemetery, approximately 20 miles from his home in Mt. Olive, Miss.

**August 3** – The Titans celebrate the 50th anniversary (Aug. 3, 1959) of K.S. "Bud" Adams, Jr.'s announcement of Houston's entry in the American Football League.

**August 6** – The Titans announce that they will wear a "9" helmet sticker during the season to honor the late Steve McNair. The sticker appears on the back of the helmet and remains in place throughout the entire 2009 season.

**August 9** – In a 21-18 Hall of Fame Game victory over the Buffalo Bills in Canton, Ohio, the Titans debut their 50th anniversary "legacy" uniforms. They wear the uniforms a total of four times in 2009.



*Jevon Kearse celebrates the Titans' 10-0 start in 2008.*

## HISTORICAL HIGHLIGHTS

**September 10** – The Titans open the season with a 13-10 overtime loss at Pittsburgh in the NFL's Thursday night season opener.

**October 18** – The Titans suffer the worst loss in franchise history at New England, losing 59-0 in their sixth consecutive loss to open the season. After a bye the next week, they win five consecutive games and finish at 8-8, becoming the only team in NFL history to win more than six games after starting the season at 0-6.

**November 1** – At LP Field, Chris Johnson rushes for 228 yards in a victory over the Jacksonville Jaguars to set a new franchise single-game rushing record.

**November 29** – Quarterback Vince Young leads a 99-yard drive in the final minutes of a game against the Arizona Cardinals to give the Titans a 20-17 win at LP Field. Young connects with rookie wide receiver Kenny Britt on a 10-yard touchdown pass as time expires.

### 2010

**January 3** – With a 134-yard rushing performance in the season finale at Seattle, running back Chris Johnson becomes the sixth player in NFL history to reach 2,000 rushing yards in a season. Totalling 2,006 yards on 358 carries, he joined Eric Dickerson, Jamal Lewis, Barry Sanders, Terrell Davis and O.J. Simpson as the only players to accomplish the feat. He also set a new team single-season rushing record (Earl Campbell), and he became the NFL's new single-season leader in total yards from scrimmage (2,509), surpassing Marshall Faulk's former record. The Titans defeat the Seahawks 17-13.

**January 13** – Running back Chris Johnson is named Associated Press



*Johnson poses with offensive players and coaches after becoming just the sixth player in NFL history to reach 2,000 yards rushing in a season.*

NFL Offensive Player of the Year.

**February 18** – The Titans' all-time leading punter, Craig Hentrich, announces his NFL retirement.

**April 22** – The Titans select Georgia Tech defensive end Derrick Morgan with the 16th overall pick in the NFL Draft.

**October 24** – The Titans open the season with a 5-2 start after defeating the Philadelphia Eagles 37-19. Wide receiver Kenny Britt amasses the fifth-most receiving yards in franchise history with 225 yards on a career-high seven receptions with three touchdowns.

**November 21** – Marc Mariani returns a punt 87 yards for a touchdown against Washington becoming just the second Titans/Oilers player to record a punt return and a kickoff return for touchdowns in the same regular season.

### 2011

**January 21** – The Titans release defensive coordinator Chuck Cecil of his duties.

**January 28** – The Titans and head coach Jeff Fisher agree to part ways.

**February 7** – The Titans name Mike Munchak the 16th head coach in franchise history.

**February 8** – The Titans release offensive coordinator Mike Heimerdinger of his duties.

**February 12** – The Titans hire Jerry Gray as defensive coordinator.

**February 15** – The Titans hire Chris Palmer as offensive coordinator.

**March 4** – The Collective Bargaining Agreement between the NFL and the Players Association expires.

**March 11** – NFL players are locked out of team facilities due to the collective bargaining stalemate between the clubs and NFL Players Association.

**April 28** – The Titans select Washington quarterback Jake Locker with the eighth overall pick in the NFL Draft.

**July 25** – The lockout ends after a new CBA is reached.

**July 28** – The Titans terminate quarterback Vince Young's contract.

**July 29** – On the day players report to training camp, the Titans sign unrestricted free agent quarterback Matt Hasselbeck. In total, within a week of the lockout ending, the Titans sign contracts with nine draft choices, 14 rookie free agents, three restricted free agents and eight unrestricted free agents.

**September 1** – The Titans and Chris Johnson agree to terms on a new, multi-year contract, ending the running back's holdout.

**September 18** – Mike Munchak notches his first victory as a head coach as the Titans defeat the Baltimore Ravens 26-13 at LP Field.

**October 19** – The Titans and Nashville Mayor Karl Dean announce proposed renovation plans for LP Field, including much larger and sharper video screens, a greatly enhanced sound system, elevators to provide service for upper deck seat holders, and general improvements to LP Field infrastructure. The team announces that the improvements would not require new revenues, but instead will be covered by user fees already being collected.

**December 7** – Metro Council approves a bond issuance of up to \$28 million to finance renovations at LP Field.

### 2012

**January 1** – With a 23-22 victory in the season finale at Houston, the franchise records its 400th all-time win in the regular season and playoffs, all under the ownership of K.S. "Bud" Adams, Jr. In the victory, Matt Hasselbeck eclipses 3,500 passing yards on the season and Nate Washington reaches the 1,000-yard receiving mark. Additionally, Chris Johnson records 1,000 rushing yards for the fourth consecutive season.

**January 18** – The Titans elevate Mike Reinfeldt to senior executive vice president/chief operating officer and Ruston Webster to executive vice president/general manager. Lake Dawson is promoted to vice president of player personnel.

**February 4** – Titans Owner K.S. "Bud" Adams, Jr. is named the first winner of the NFL's Salute To Service Award. Adams is recognized at the NFL Honors event for his outstanding efforts in supporting U.S. service members and veterans.

**March 5** – The Titans use the franchise tag on safety Michael Griffin, who was scheduled to become an unrestricted free agent on March 13.

**April 26** – The Titans select Baylor wide receiver Kendall Wright with the 20th overall pick in the 2012 NFL Draft.

**June 19** – The Titans reach an agreement with franchise player Michael Griffin on a long-term contract.

**July 30** – Wide receiver O.J. Murdock is found dead in Tampa, Fla., of a self-inflicted wound.

**August 3** – Former Titans linebacker Keith Bulluck announces his retirement from the NFL during a press conference at Baptist Sports Park.

**September 9** – Quarterback Jake Locker records his first career NFL start, as the Titans fall to the Patriots 34-13 in the season opener.

**September 23** – In a 44-41 overtime victory over the Detroit Lions, the Titans become the first team in NFL history to score five touchdowns of 60 yards or longer in a game, reaching the end zone on a punt return by Tommie Campbell, a kickoff return by Darius Reynaud, a fumble return by Alterraun Verner and touchdown receptions by Jared Cook and Nate Washington. Locker passes for 378 yards in his first career win as a starter.

**November 26** – The Titans dismiss offensive coordinator Chris Palmer and name quarterbacks coach Dowell Loggains as the new offensive coordinator.

**December 17** – In a 14-10 victory over the New York Jets on *Monday Night Football*, Chris Johnson sets a franchise record with a 94-yard touchdown run.

**December 30** – The Titans defeat the Jacksonville Jaguars 38-20 and

## HISTORICAL HIGHLIGHTS

become the first team in NFL history with two punt return touchdowns (both by Darius Reynaud) and two interception return touchdowns (both by Zach Brown) in the same game. They also become only the second team in NFL history with four total return touchdowns in a game.

**December 31** – Mike Reinfeldt is dismissed as senior executive vice president/chief operating officer.

### 2013

**February 2** – Former Oilers defensive tackle Curley Culp is selected for enshrinement in the Pro Football Hall of Fame.

**February 7** – The Titans add Gregg Williams to the coaching staff as senior assistant/defense.

**March 14** – The Titans sign tight end Delanie Walker as an unrestricted free agent from the San Francisco 49ers.

**April 1** – Former Oilers head coach Jack Pardee passes away.

**April 25** – The Titans select Alabama guard Chance Warmack with the 10th overall pick in the 2013 NFL Draft.

**July 11** – Titans team headquarters is renamed Saint Thomas Sports Park after Saint Thomas Hospital announces it is renaming its Baptist Hospital properties.

**October 18** – Former Oilers head coach Bum Phillips passes away.

**October 21** – At his home in Houston, Titans Founder, Owner, Chairman of the Board, President and CEO K.S. "Bud" Adams, Jr. passes away from natural causes at the age of 90. Called a "pioneer and innovator" by NFL Commissioner Roger Goodell upon his death, Adams was in his 54th year leading the organization.

**October 28** – K.S. "Bud" Adams, Jr. is entombed at Forest Park Westheimer Cemetery in Houston.

**October 29** – The Titans announce Tommy Smith will be team president and chief executive officer; Susie Adams Smith and Amy Adams Hunt will serve as co-chairpersons; and Kenneth Adams IV will join the Titans board as a director.

### 2014

**January 4** – The Titans and head coach Mike Munchak agree to part ways.

**January 13** – San Diego Chargers offensive coordinator and former Arizona Cardinals head coach Ken Whisenhunt is hired as the 17th head coach in Titans/Oilers history.

**April 4** – The Titans release running back Chris Johnson.

**May 8** – The Titans select Michigan tackle Taylor Lewan with the 11th overall pick in the 2014 NFL Draft.

### 2015

**March 20** – President and CEO Tommy Smith announces he is retiring from that role. The Titans begin the search process for a new team CEO/president and install Steve Underwood as interim president.

**April 30** – The Titans select Oregon quarterback Marcus Mariota with the second overall pick in the 2015 NFL Draft.

**June 25** – The Titans and Nissan announce a 20-year agreement to rename the team's home venue Nissan Stadium.

**September 1** – Following a bout with cancer, 85-year-old Titans scout C.O. Brocato dies. Brocato spent 40 years with the organization after joining the club in 1975.

**September 13** – Quarterback Marcus Mariota makes his regular season debut, completing 13 of 15 passes for 209 yards with four touchdowns and no interceptions (158.3 passer rating). He becomes the second rookie in NFL history to throw four touchdown passes in a season opener, joining Fran Tarkenton (1961).

**November 3** – The Titans relieve head coach Ken Whisenhunt of his duties and name assistant head coach/tight ends Mike Mularkey as interim head coach for the remainder of the season.

### 2016

**January 4** – The Titans relieve general manager Ruston Webster of his duties. Steve Underwood is named as the team's president and chief executive officer on a permanent basis, with the interim tag removed from his title.

**January 14** – The Titans hire Tampa Bay Buccaneers director of player personnel Jon Robinson as general manager.

**January 16** – Mike Mularkey is named as the 18th head coach in franchise history, taking over the role after serving the final nine games of 2015 as the interim head coach.

**April 14** – Two weeks prior to the 2016 NFL Draft, the Titans trade the first overall pick to the Los Angeles Rams. The Titans also deal a fourth-round pick and a sixth-round pick in the deal. In exchange, the Titans receive a first-round pick (15th overall), a pair of second-round picks and a third-round pick in 2016, plus the Rams' 2017 first- and third-rounders.

**December 20** – Running back DeMarco Murray, tight end Delanie Walker, tackle Taylor Lewan, outside linebacker Brian Orakpo and defensive tackle Jurrell Casey are named to the Pro Bowl, giving the Titans five or more Pro Bowl selections for the first time since 2008.

### 2017

**January 5** – Jon Robinson is promoted to executive vice president/general manager.

**April 27** – The Titans select wide receiver Corey Davis (fifth overall) and cornerback Adoree' Jackson (18th overall) in the first round of the 2017 NFL Draft, marking the first time the team makes two picks in the first round since 1987.

**December 19** – Defensive tackle Jurrell Casey, punter Brett Kern and tackle Taylor Lewan are named to the Pro Bowl. Safety Kevin Byard, special teamer Brynden Trawick and tight end Delanie Walker are later named to the squad, giving the Titans five or more Pro Bowl selections in consecutive seasons.

**December 31** – The Titans clinch their 22nd playoff berth in franchise history with a 15-10 victory over the Jacksonville Jaguars in the regular season finale at Nissan Stadium.

### 2018

**January 6** – The Titans open the NFL postseason with a 22-21 win over the Kansas City Chiefs at Arrowhead Stadium, giving the franchise its first postseason win since Jan. 3, 2004. After the Titans trailed 21-3 at the start of the second half, their victory tied for the second-largest comeback by a road team in NFL playoff history.

**January 15** – The Titans and head coach Mike Mularkey agree to part ways.

**January 20** – Houston Texans defensive coordinator Mike Vrabel is hired as the 19th head coach in Titans/Oilers history.

**February 3** – Former Oilers outside linebacker Robert Brazile is elected to the Pro Football Hall of Fame (inducted Aug. 4, 2018).

**April 4** – In downtown Nashville, the Titans unveil new uniforms in front of an estimated audience of 15,000-20,000 fans. The event marked the first significant uniform alterations for the club since 1999.

**April 26** – The Titans select Alabama linebacker Rashaan Evans with the



22nd overall pick in the 2018 NFL Draft.

**May 23** – In Atlanta at the annual Spring League Meeting, the NFL announces that the 2019 NFL Draft will take place in Nashville.



## HISTORICAL HIGHLIGHTS

**September 9** – The Titans and Dolphins open the 2018 season with a seven-hour, 10-minute contest, the longest NFL game since the 1970 merger. The game features two separate lightning delays that totaled three hours and 59 minutes.

**October 21** – The Titans travel to London to face the Los Angeles Chargers at Wembley Stadium. The contest marks the franchise's first regular season game at an overseas location.

**December 6** – Running back Derrick Henry sets a franchise record with 238 rushing yards and ties a franchise mark with four rushing touchdowns, including an NFL-record-tying 99-yard rushing score against Jacksonville.

**December 20** – Defensive tackle Jurrell Casey, punter Brett Kern and tackle Taylor Lewan are named to the Pro Bowl.

### 2019

**February 2** – Former Titans center Kevin Mawae is elected to the Pro Football Hall of Fame (inducted Aug. 3, 2019).

**April 25-27** – The 2019 NFL Draft is held in downtown Nashville. Nashville shatters a draft record with more than 600,000 fans attending during the three-day event and sets another draft record with more than 47.5 million television viewers. For the city of Nashville, the event generated a record \$133 million in direct spending, a 79 percent increase over the previous draft in Dallas (\$74 million). The economic impact was another record-breaker at \$224 million, also a 79 percent increase over the \$125 million in 2018.

**April 25** – The Titans select Mississippi State defensive lineman Jeffery

**January 4** – The Titans defeat the New England Patriots 20-13 in a wild card game. Derrick Henry rushes for 182 yards to set a new franchise postseason record.

**January 11** – The Titans defeat the Baltimore Ravens 28-12 in a divisional



playoff game. Derrick Henry rushes for 195 yards to establish a franchise postseason record for the second consecutive week.

**January 19** – The Titans play at Kansas City in their first AFC Championship Game since Jan. 19, 2003. Their playoff run comes to an end with a 35-24 loss to the Chiefs.

**March 4** – The Titans Foundation and controlling owner Amy Adams Strunk announce a donation of \$1 million to The Community Foundation of Middle Tennessee following the devastation of an EF-3 tornado that swept through the region on the night of March 2-3. The NFL Foundation also contributes \$250,000. On March 6, Titans players and staff members volunteer with the cleanup and relief effort in Nashville.

**March 15** – A new collective bargaining between the NFL and NFL Players Association is ratified. The agreement runs through the 2030 season.

**March 15** – The Titans announce a multi-year contract extension with quarterback Ryan Tannehill.

**March 16** – The NFL announces the postponement of all in-person offseason programs in response to the coronavirus pandemic. Teams are later given the option of conducting virtual offseason programs but are prohibited from gathering at team facilities for the duration of the offseason.

**March 16** – The Titans place the franchise tag on running back Derrick Henry.

**April 23** – The Titans select Georgia tackle Isaiah Wilson with the 29th overall pick in the 2020 NFL Draft. The draft is held in a virtual setting with all team personnel and draftees at their own homes due to the COVID-19 pandemic.

**May 8** – The Titans elevate Burke Nihill to team president/CEO after Steve Underwood announces his retirement from a full-time role.

**June 11** – Titans controlling owner Amy Adams Strunk adds her voice and the voice of the organization to support the peaceful protests calling for equality and denouncing racism in the wake of the death of George Floyd. "Hearts, minds and institutions need to change throughout our country," she says. "Those who face racism need to be heard, and more importantly, understood by those who haven't listened before ... Hearing our players and coaches speak over the last two weeks has been constructive to this vital discussion. I support our players using peaceful protests and their platforms to advance us as a nation. I would encourage those who haven't thought about these issues before to understand the pain, anger and frustration of the black community. Black lives matter. We should all agree on that."



Simmons with the 19th overall pick in the first round of the 2019 NFL Draft.

**June 12** – Titans controlling owner Amy Adams Strunk announces that the franchise will retire Steve McNair's No. 9 jersey and Eddie George's No. 27 jersey.

**July 30** – Titans controlling owner Amy Adams Strunk announces \$450,000 in grant funding to 10 local non-profit organizations in the spaces of education, African American history and culture, social justice, diversionary and re-entry programs, immigrant outreach and domestic violence and sexual assault. The National Museum of African American Music and the NAACP Freedom Fund each receive \$100,000 grants.

**September 15** – During a halftime ceremony in a game against the Indianapolis Colts, the Titans retire Steve McNair's No. 9 jersey and Eddie George's No. 27 jersey.

**November 13** – The Titans announce plans to begin a 60,000-square-foot expansion of Saint Thomas Sports Park, nearly doubling the footprint of the team's headquarters in Nashville.

**December 13** – The Titans hold a groundbreaking ceremony for the expansion of Saint Thomas Sports Park. Controlling owner Amy Adams Strunk is joined by Tennessee Governor Bill Lee and U.S. Senators Lamar Alexander and Marsha Blackburn.

**December 29** – The Titans conclude the 2019 season with a 35-14 victory at Houston. They finish the regular season 9-7 and clinch a wild card playoff berth. Derrick Henry rushes for 211 yards (fifth-most in franchise history) and three touchdowns, and in the process, he captures the 2019 NFL rushing title with 1,540 rushing yards. A.J. Brown's 124 yards in the game make him the franchise's third 1,000-yard rookie receiver (Bill Groman and Ernest Givins).

### 2020

## SITUATIONAL REGULAR SEASON WIN-LOSS RECORD

### VS. AFC TEAMS

Total: 349-381-5  
Home: 209-160-1  
Away: 140-221-4

### VS. AFC SOUTH TEAMS

Total: 53-59-0  
Home: 30-27-0  
Away: 23-32-0

### VS. AFC NORTH/CENTRAL TEAMS

Total: 121-130-1  
Home: 65-60-1  
Away: 56-70-0

### VS. AFC EAST TEAMS

Total: 91-87-2  
Home: 54-32-0  
Away: 37-55-2

### VS. AFC WEST TEAMS

Total: 86-105-2  
Home: 58-42-0  
Away: 28-63-2

### VS. NFC TEAMS

Total: 97-93-1  
Home: 50-46-1  
Away: 47-47-0

### VS. NFC SOUTH TEAMS

Total: 13-7-0  
Home: 6-4-0  
Away: 7-3-0

### VS. NFC NORTH/CENTRAL TEAMS

Total: 34-24-0  
Home: 19-11-0  
Away: 15-13-0

### VS. NFC EAST TEAMS

Total: 28-31-0  
Home: 13-16-0  
Away: 15-15-0

### VS. NFC WEST TEAMS

Total: 22-31-1  
Home: 12-15-1  
Away: 10-16-0

### MONDAY NIGHT FOOTBALL

Total: 24-18-0  
Home: 14-9-0  
Away: 10-9-0

### WEEK AFTER MNF

Total: 20-22-0  
Home: 14-8-0  
Away: 6-14-0

### SUNDAY NIGHT FOOTBALL

Total: 11-10-0 (ESPN 8-6; TNT 2-2; NBC 1-2)  
Home: 8-5-0  
Away: 3-5-0

### TUESDAY NIGHT FOOTBALL

Total: 1-0-0 (CBS 1-0)  
Home: 1-0-0  
Away: 0-0-0

### THURSDAY NIGHT FOOTBALL

Total: 6-10-0 (ABC 2-0; ESPN 1-1; TNT 0-1; NBC 0-2\*; NFLN 3-7\*^; FOX 1-0^; Amazon 1-1^)  
Home: 5-4-0  
Away: 0-6-0  
\*11/16/17 at Pittsburgh was broadcasted on both NBC and NFLN.  
^12/6/18 vs. Jacksonville and 11/12/20 vs. Indianapolis were broadcasted on NFLN, FOX and Amazon.

### FRIDAY NIGHT FOOTBALL

Total: 0-1-0 (NFLN 0-1)  
Home: 0-1-0  
Away: 0-0-0

### SATURDAY NIGHT FOOTBALL

Total: 2-2-0 (ABC 1-0, ESPN 0-2, FOX/NFLN 1-0)  
Home: 1-2-0

Away 1-0-0

### OVERTIME

Total: 20-21-0  
Home: 13-11-0  
Away: 7-10-0

### SEASON OPENERS

Total: 31-29-0  
Home: 15-12-0  
Away: 16-17-0

### LONDON GAMES SERIES

Total: 0-1-0  
Home: 0-0-0  
Away: 0-1-0

### DOMES

Total: 141-142-2  
Astrodome (Houston): 113-103-2  
AT&T Stadium (Dallas): 2-0-0  
Edward Jones Dome (St. Louis): 0-1-0  
Ford Field (Detroit): 2-0-0  
Georgia Dome (Atlanta): 2-1-0  
Kingdome (Seattle): 1-6-0  
Lucas Oil Stadium (closed) (Indianapolis): 2-9-0  
Mercedes-Benz Stadium (closed) (Atlanta): 1-0  
Metrodome (Minneapolis): 1-6-0  
NRG Stadium (closed) (Houston): 6-6-0  
RCA Dome (Indianapolis): 4-7-0  
Silverdome (Detroit): 2-1-0  
Superdome (New Orleans): 6-2-0  
U.S. Bank Stadium (Minnesota): 1-0

## HOTTEST/COLDEST GAMES

### SIX HOTTEST GAMES

DATE	OPPONENT	SCORE	WEATHER
9/11/83	at L.A. Raiders	6-20 (L)	96°, clear
9/9/90	at Atlanta	27-47 (L)	94°, partly cloudy
10/7/62	BUFFALO	17-14 (W)	93°, showers
9/14/65	N.Y. JETS	27-21 (W)	93°, sunny
9/15/19	INDIANAPOLIS	17-19 (L)	93°, sunny
10/6/63	at Kansas City	7-28 (L)	92°, sunny

### 14 COLDEST GAMES

DATE	OPPONENT	SCORE	WEATHER
12/18/16	at Kansas City	19-17 (W)	1°, clear (-9° wind chill)
*1/10/04	at New England	14-17 (L)	4°, clear (-10° wind chill)
12/11/77	at Cleveland	19-15 (W)	7°, clear (-7° wind chill)
12/17/89	at Cincinnati	7-61 (L)	9°, overcast (0° wind chill)
*1/19/20	at Kansas City	24-35 (L)	17°, sunny (5° wind chill)
12/8/13	at Denver	28-51 (L)	18°, clear (11° wind chill)
12/26/10	at Kansas City	14-34 (L)	19°, cloudy (10° wind chill)
12/17/00	at Cleveland	24-0 (W)	20°, snow (-10° wind chill)
12/14/80	at Green Bay	22-3 (W)	20°, clear (9° wind chill)
*1/6/80	at Pittsburgh	13-27 (L)	22°, part. cloudy (12° wind chill)
12/15/85	at Cleveland	21-28 (L)	22°, overcast (-7° wind chill)
12/18/88	at Cleveland	23-28 (L)	22°, overcast (0° wind chill)
12/16/07	at Kansas City	26-17 (W)	22°, clear (14° wind chill)
12/31/17	vs. Jacksonville	15-10 (W)	23°, clear. (16° wind chill)

\* Playoff game

**ALL-TIME OFFENSIVE YARDS AND RANKINGS**

<b>Year</b>	<b>Total Plays</b>	<b>First Downs</b>	<b>Rush Yards (Rank)</b>	<b>Net Pass Yards (Rank)</b>	<b>Total Yards (Rank)</b>	<b>Total Points</b>
1960	930	262	1,565 (3)	3,371 (1)	4,936 (1)	379
1961	964	293	1,896 (2)	4,392 (1)	6,288 (1)	513
1962	943	266	1,742 (4)	3,229 (2)	4,971 (2)	387
1963	870	254	1,210 (7)	3,222 (1)	4,432 (4)	302
1964	942	284	1,347 (7)	3,527 (2)	4,874 (4)	310
1965	905	227	1,178 (7)	2,813 (2)	3,991 (5)	298
1966	926	246	1,515 (5)	2,897 (4)	4,412 (7)	335
1967	828	207	2,122 (1)	1,381 (9)	3,503 (8)	258
1968	905	240	1,804 (4)	2,548 (4)	4,352 (5)	303
1969	965	256	1,706 (5)	2,825 (2)	4,531 (4)	278
1970	922	232	1,556 (19)	2,506 (7)	4,062 (10)	217
1971	815	201	1,106 (26)	2,409 (6)	3,515 (22)	251
1972	817	183	1,518 (23)	1,673 (23)	3,191 (26)	164
1973	840	193	1,388 (26)	1,919 (16)	3,307 (24)	199
1974	817	200	1,361 (26)	1,977 (20)	3,338 (24)	236
1975	900	234	2,068 (12)	1,869 (23)	3,937 (19)	293
1976	878	199	1,498 (27)	2,072 (15)	3,570 (24)	222
1977	879	228	1,989 (14)	1,875 (17)	3,864 (18)	299
1978	993	276	2,476 (6)	2,338 (18)	4,814 (16)	283
1979	1,034	268	2,571 (4)	2,256 (25)	4,827 (22)	362
1980	1,063	329	2,635 (2)	3,007 (17)	5,642 (4)	295
1981	947	241	1,734 (23)	2,777 (23)	4,511 (27)	281
1982	551	138	799 (26)	1,574 (19)	2,373 (28)	136
1983	1,033	295	1,998 (18)	2,902 (23)	4,900 (24)	288
1984	969	284	1,656 (23)	3,228 (17)	4,884 (23)	240
1985	998	270	1,570 (25)	3,082 (19)	4,652 (24)	284
1986	1,089	299	1,700 (19)	3,449 (13)	5,149 (16)	274
1987	998	294	1,923 (14)	3,300 (7)	5,223 (8)	345
1988	1,010	308	2,249 (4t)	2,956 (22)	5,205 (14)	424
1989	1,028	327	1,928 (12)	3,499 (10)	5,427 (9)	365
1990	1,006	376	1,417 (24)	4,805 (1)	6,222 (1)	405
1991	1,022	353	1,366 (23)	4,621 (1)	5,987 (2)	386
1992	958	339	1,626 (18)	4,029 (1)	5,655 (3)	352
1993	1,066	330	1,792 (12)	3,866 (3)	5,658 (3)	368
1994	1,036	278	1,682 (12)	2,799 (25)	4,481 (26)	226
1995	1,046	295	1,664 (18)	3,241 (19)	4,905 (23)	348
1996	972	287	1,950 (6)	3,098 (21)	5,048 (18)	345
1997	993	288	2,414 (3)	2,505 (29)	4,919 (18)	333
1998	1,016	308	1,970 (9)	3,291 (15)	5,261 (9)	330
1999	1,011	294	1,811 (13)	3,479 (13t)	5,290 (13)	392
2000	1,036	299	2,084 (7)	3,266 (16)	5,350 (14)	346
2001	1,026	288	1,794 (12)	3,558 (8t)	5,352 (8)	336
2002	1,032	312	1,952 (11)	3,320 (20)	5,272 (17)	367
2003	1,013	310	1,623 (26)	3,878 (5)	5,501 (8)	435
2004	1,053	308	1,871 (14)	3,616 (10)	5,487 (11)	344
2005	1,022	279	1,525 (23)	3,597 (9)	5,122 (17)	299
2006	945	261	2,214 (5)	2,596 (30)	4,810 (27)	324
2007	1,037	306	2,109 (5)	2,878 (27)	4,987 (21)	301
2008	973	268	2,199 (7)	2,819 (27)	5,018 (21)	375
2009	990	288	2,592 (2)	3,031 (23)	5,623 (12)	354
2010	907	252	1,727 (17)	3,107 (25)	4,834 (27)	356
2011	984	281	1,438 (31)	3,923 (12)	5,361 (17)	325
2012	957	260	1,687 (21)	3,323 (22)	5,010 (26)	330
2013	1,032	311	1,894 (14)	3,496 (21)	5,390 (22)	362
2014	919	258	1,447 (26)	3,412 (22)	4,859 (29)	254
2015	976	298	1,485 (25)	3,503 (25t)	4,988 (30)	299
2016	1,008	322	2,187 (3)	3,541 (25)	5,728 (11)	381
2017	974	290	1,833 (15)	3,191 (23)	5,024 (23)	334
2018	938	289	2,023 (7)	2,975 (29)	4,998 (25)	310
2019	949	317	2,223 (3)	3,582 (21)	5,805 (12)	402

**ALL-TIME DEFENSIVE YARDS AND RANKINGS**

<b>Year</b>	<b>Total Plays</b>	<b>First Downs</b>	<b>Rush Yards (Rank)</b>	<b>Net Pass Yards (Rank)</b>	<b>Total Yards (Rank)</b>	<b>Total Points</b>
1960	995	282	1,027 (2)	3,874 (8)	4,901 (6)	285
1961	899	235	1,634 (6)	2,391 (2)	4,025 (2)	242
1962	880	217	1,569 (3)	2,561 (2)	4,130 (2)	270
1963	873	256	1,710 (7)	2,606 (3)	4,316 (6)	372
1964	896	267	1,961 (7)	3,280 (6)	5,241 (8)	355
1965	946	271	2,683 (8)	2,470 (2)	5,153 (8)	429
1966	881	244	1,833 (7)	3,162 (8)	4,995 (9)	396
1967	910	233	1,637 (7)	2,418 (3)	4,055 (4)	199
1968	854	198	1,704 (4)	1,671 (1)	3,375 (1)	248
1969	833	183	1,556 (5)	2,217 (2)	3,773 (2)	279
1970	840	227	1,793 (17)	2,605 (24)	4,398 (25)	352
1971	880	237	1,723 (11)	2,072 (10)	3,795 (9)	330
1972	894	263	2,591 (25)	2,143 (11)	4,734 (23)	380
1973	929	274	2,410 (23)	2,237 (20)	4,647 (24)	447
1974	919	268	2,050 (19)	2,375 (20)	4,425 (22)	282
1975	952	264	1,680 (3)	2,457 (17)	4,137 (11)	226
1976	935	226	2,072 (16)	1,915 (8)	3,987 (10)	273
1977	933	247	1,815 (10)	2,142 (20)	3,957 (14)	230
1978	1,021	292	2,072 (9)	2,842 (24)	4,914 (17t)	298
1979	1,038	304	2,225 (17)	2,765 (14)	4,990 (13)	331
1980	932	259	1,811 (8)	2,801 (4)	4,612 (5)	251
1981	1,084	325	2,411 (24)	3,315 (17)	5,726 (24)	355
1982	613	187	1,225 (23)	2,213 (25)	3,438 (28)	245
1983	1,031	332	2,787 (28)	2,845 (4)	5,632 (22)	460
1984	1,075	345	2,789 (28)	3,179 (11)	5,968 (27)	437
1985	1,091	356	2,814 (28)	3,341 (18)	6,155 (27)	412
1986	1,054	285	2,035 (20)	2,999 (8)	5,034 (13)	329
1987	976	287	1,848 (17)	3,145 (17)	4,993 (17)	349
1988	985	304	1,592 (4)	3,266 (13)	4,858 (8)	365
1989	940	314	1,669 (9)	3,542 (17)	5,211 (13)	412
1990	890	279	1,575 (8)	3,060 (14)	4,635 (11)	307
1991	984	280	1,540 (6)	3,208 (14)	4,748 (9)	251
1992	907	254	1,634 (9)	2,577 (3)	4,211 (3)	258
1993	1,003	289	1,273 (1)	3,601 (23)	4,874 (14)	238
1994	971	275	2,120 (28)	2,795 (2)	4,915 (9)	352
1995	983	267	1,526 (8)	3,125 (3)	4,651 (5)	324
1996	956	271	1,385 (2)	3,225 (13)	4,610 (6)	319
1997	992	292	1,573 (4)	3,658 (27)	5,231 (22)	310
1998	955	279	1,610 (9t)	3,511 (20)	5,121 (16)	320
1999	994	300	1,550 (10)	3,695 (25)	5,245 (17)	324
2000	908	215	1,390 (3)	2,423 (1)	3,813 (1)	191
2001	996	300	1,431 (5)	4,084 (31)	5,515 (25)	388
2002	974	297	1,424 (2)	3,540 (25)	4,964 (10)	324
2003	926	275	1,295 (1)	3,606 (30)	4,901 (12)	324
2004	977	318	1,917 (18)	3,807 (26)	5,724 (27)	439
2005	960	294	1,894 (22)	3,216 (17)	5,110 (19)	421
2006	1,062	329	2,313 (30)	3,602 (27)	5,915 (32)	400
2007	978	268	1,478 (5)	3,187 (10)	4,665 (5)	297
2008	1,022	276	1,502 (6)	3,196 (9)	4,698 (7)	234
2009	1,038	323	1,711 (10t)	4,139 (31)	5,850 (28)	402
2010	1,139	356	1,851 (20)	4,032 (29)	5,883 (26)	339
2011	1,080	324	2,053 (24)	3,629 (14)	5,682 (T-18)	317
2012	1,086	358	2,035 (24)	3,964 (26)	5,999 (27)	471
2013	1,027	329	1,795 (20)	3,612 (11)	5,407 (14)	381
2014	1,099	357	2,195 (31)	3,773 (15)	5,968 (27)	438
2015	1,003	317	1,797 (18)	3,678 (7)	5,475 (12)	423
2016	1,031	324	1,413 (2)	4,307 (30)	5,720 (20)	378
2017	1,046	323	1,420 (4)	3,828 (25)	5,248 (13)	356
2018	1,001	298	1,863 (18)	3,471 (6)	5,334 (8)	303
2019	1,056	335	1,672 (12)	4,080 (24)	5,752 (21)	331



TENNESSEE  
**TITANS**

**UPDATED RECORDS**



## ALL-PRO AND PRO BOWL LEADERS

### Most Associated Press All-Pro Seasons

Bruce Matthews, 7  
 Tony Banfield, 3  
 Charlie Hennigan, 3  
 Al Jamison, 3  
 Bob Talamini, 3  
 George Webster, 3  
 Robert Brazile, 2  
 Miller Farr, 2  
 Don Floyd, 2  
 Leon Gray, 2  
 Mike Munchak, 2

### Most Pro Bowl Seasons

(AFL All-Star Game 1962-70; AFC-NFC Pro Bowl 1971-present)

Bruce Matthews, 14  
 Mike Munchak, 9  
 Elvin Bethea, 8  
 Robert Brazile, 7  
 Warren Moon, 6  
 Bob Talamini, 6  
 Earl Campbell, 5  
 Jurrell Casey, 5  
 Ray Childress, 5  
 Charlie Hennigan, 5  
 Ken Houston, 5  
 Blaine Bishop, 4  
 Curley Culp, 4  
 Eddie George, 4  
 Tony Banfield, 3  
 George Blanda, 3  
 Miller Farr, 3  
 Fred Glick, 3  
 Ed Husmann, 3  
 Haywood Jeffires, 3  
 Chris Johnson, 3  
 Jevon Kearse, 3  
**Brett Kern**, 3  
**Taylor Lewan**, 3  
 Steve McNair, 3  
 Jim Norton, 3  
 Bob Schmidt, 3  
 Delanie Walker, 3  
 George Webster, 3  
 Frank Wycheck, 3

### Most Consecutive Pro Bowl Seasons

(AFL All-Star Game 1962-70; AFC-NFC Pro Bowl 1971-present)

Bruce Matthews, 14  
 Robert Brazile, 7  
 Mike Munchak, 7  
 Warren Moon, 6  
 Bob Talamini, 6  
 Jurrell Casey, 5  
 Charlie Hennigan, 5  
 Earl Campbell, 4  
 Ray Childress, 4  
 Curley Culp, 4  
 Eddie George, 4  
 Tony Banfield, 3  
 Blaine Bishop, 3  
 George Blanda, 3  
 Miller Farr, 3  
 Fred Glick, 3  
 Ed Husmann, 3  
 Haywood Jeffires, 3  
 Chris Johnson, 3  
 Jevon Kearse, 3  
**Brett Kern**, 3  
**Taylor Lewan**, 3  
 Bob Schmidt, 3  
 Delanie Walker, 3  
 George Webster, 3  
 Frank Wycheck, 3

## ALL-TIME LEAGUE SEASON LEADERS

### Rushing Yards

2019: **Derrick Henry**, 303-1,540  
 2009: Chris Johnson, 358-2,006  
 1980: Earl Campbell, 373-1,934  
 1979: Earl Campbell, 368-1,697  
 1978: Earl Campbell\*, 302-1,450  
 1961: Billy Cannon, 200-948

### Passing Touchdowns

1990: Warren Moon, 33  
 1961: George Blanda, 36

### Passer Rating

2019: **Ryan Tannehill**, 117.5  
 2003: Steve McNair, 100.4

### Receptions

1991: Haywood Jeffires, 100  
 1964: Charlie Hennigan, 101

### Receiving Yards

1975: Ken Burrough, 1,063  
 1964: Charlie Hennigan, 1,546  
 1961: Charlie Hennigan, 1,746

### Touchdowns

1979: Earl Campbell, 19 (19r)  
 1961: Bill Groman, 18 (1r, 17p)

### Interceptions

2017: **Kevin Byard**, 8  
 1979: Mike Reinfeldt, 12  
 1967: Miller Farr, 10  
 1965: W.K. Hicks, 9  
 1963: Fred Glick, 12

### Punting (Gross Avg.)

2017: **Brett Kern**, 49.7  
 1998: Craig Hentrich, 47.2  
 1993: Greg Montgomery, 45.6  
 1992: Greg Montgomery, 46.9

### Punt Returns

2006: Pacman Jones, 12.9  
 1977: Billy Johnson, 15.4  
 1975: Billy Johnson, 15.3  
 1964: Bobby Jancik, 18.3

### Kickoff Returns

2018: Darius Jennings, 31.7  
 1967: Zeke Moore\*, 28.9  
 1963: Bobby Jancik, 29.3  
 1962: Bobby Jancik\*, 30.3  
 1960: Ken Hall, 31.3

\* Rookie

## ALL-TIME TEAM LEADERS BY CATEGORY

### CAREER RUSHING YARDS

Player	Years	Att	Yds	Avg	Lg	TD
1. Eddie George	1996-03	2,733	10,009	3.7	76	64
2. Earl Campbell	1978-84	1,979	8,574	4.3	81t	73
3. Chris Johnson	2008-13	1,742	7,965	4.6	94t	50
<b>4. Derrick Henry</b>	<b>2016-20</b>	<b>1,060</b>	<b>5,090</b>	<b>4.8</b>	<b>99t</b>	<b>50</b>
4. Lorenzo White	1988-94	1,000	4,079	4.1	44	29
6. Hoyle Granger	1966-70,72	773	3,514	4.5	69t	18
7. Steve McNair (QB)	1995-05	614	3,439	5.6	71t	36
8. Mike Rozier	1985-90	910	3,426	3.8	41	27
9. Charles Tolar	1960-66	907	3,277	3.6	40	21
10. Ronnie Coleman	1974-81	700	2,769	4.0	46t	16
11. Chris Brown	2003-07	643	2,757	4.3	52	16
12. LenDale White	2006-09	628	2,349	3.7	80t	24
13. Allen Pinkett	1986-91	561	2,324	4.1	60	21
14. Gary Brown	1991-95	477	2,115	4.4	39t	12
15. Fred Willis	1972-76	603	2,114	3.5	44	11
16. Billy Cannon	1960-63	512	2,111	4.1	64	14
DeMarco Murray	2016-17	477	1,946	4.1	75t	15
18. Rodney Thomas	1995-00	495	1,847	3.7	74t	12
19. Rob Carpenter	1977-81	433	1,788	4.1	77	12
20. Larry Moriarty	1983-86	415	1,624	3.9	80	13

### SEASON RUSHING YARDS

Player	Year	Att	Yds	Avg	Lg	TD
1. Chris Johnson	2009	358	2,006	5.6	91t	14
2. Earl Campbell	1980	373	1,934	5.2	55t	13
3. Earl Campbell	1979	368	1,697	4.6	61t	19
<b>4. Derrick Henry</b>	<b>2019</b>	<b>303</b>	<b>1,540</b>	<b>5.1</b>	<b>74t</b>	<b>16</b>
5. Eddie George	2000	403	1,509	3.7	35t	14
6. Earl Campbell	1978	302	1,450	4.8	81t	13
7. Eddie George	1997	357	1,399	3.9	30	6
8. Earl Campbell	1981	361	1,376	3.8	43	10
9. Eddie George	1996	335	1,368	4.1	76	8
10. Chris Johnson	2010	316	1,364	4.3	76t	11
11. Eddie George	1999	320	1,304	4.1	40	9
12. Earl Campbell	1983	322	1,301	4.0	42	12
13. Eddie George	1998	348	1,294	3.7	37t	5
14. DeMarco Murray	2016	293	1,287	4.4	75t	9
<b>15. Derrick Henry</b>	<b>2020</b>	<b>256</b>	<b>1,257</b>	<b>4.9</b>	<b>94t</b>	<b>12</b>
16. Chris Johnson	2012	276	1,243	4.5	94t	6
17. Chris Johnson	2008	251	1,228	4.9	66t	9
18. Lorenzo White	1992	265	1,226	4.6	44	7
19. Travis Henry	2006	270	1,211	4.5	70t	7
20. Hoyle Granger	1967	236	1,194	5.1	67	6

### CAREER PASSING YARDS

Player	Years	Att	Cmp	Pct	Yds	Y/A	TD	Int	Lg	Sk	Lst	Rate
1. Warren Moon	1984-93	4,546	2,632	57.9	33,685	7.41	196	166	87t	315	2,403	80.4
2. Steve McNair	1995-05	3,871	2,305	59.5	27,141	7.01	156	103	83t	229	1,398	83.3
3. George Blanda	1960-66	2,784	1,347	48.4	19,149	6.88	165	189	95	-	-	62.5
4. Dan Pastorini	1971-79	2,768	1,426	51.5	16,864	6.09	96	139	85t	222	1,977	61.0
5. Marcus Mariota	2015-19	1,765	1,110	62.9	13,207	7.48	76	44	75	155	992	89.6
6. Vince Young	2006-10	1,190	689	57.9	8,098	6.81	42	42	73	75	415	75.7
7. Kerry Collins	2006-10	1,081	613	56.7	6,804	6.29	33	29	80t	36	253	74.6
<b>9. Ryan Tannehill</b>	<b>2019-20</b>	<b>620</b>	<b>418</b>	<b>67.4</b>	<b>5,350</b>	<b>8.63</b>	<b>45</b>	<b>10</b>	<b>91</b>	<b>46</b>	<b>324</b>	<b>111.7</b>
8. Ken Stabler	1980-81	742	458	61.7	5,190	6.99	27	46	79t	56	518	69.0
10. Pete Beathard	1967-69	822	379	46.1	5,128	6.24	26	51	86t	-	-	51.2
11. Jake Locker	2011-14	709	408	57.5	4,967	7.03	27	22	71t	60	378	79.0
12. Matt Hasselbeck	2011-12	739	457	61.8	4,938	6.68	25	19	80t	33	256	82.0
13. Chris Chandler	1995-96	676	409	60.5	4,559	6.74	33	21	76t	46	326	83.9
14. Cody Carlson	1988-94	659	370	56.1	4,469	6.78	21	28	81	54	374	70.0
15. Don Trull	1964-69	556	249	44.8	3,538	6.36	29	21	-	-	-	67.6
16. Billy Volek	2001-05	517	312	60.3	3,505	6.78	26	13	55t	45	306	86.9
17. Jacky Lee	1960-67	409	210	51.3	3,291	8.05	25	30	98t	-	-	68.2
18. Gifford Nielsen	1978-83	498	273	54.8	3,255	6.54	20	22	48	47	354	70.0
19. Neil O'Donnell	1999-03	367	215	58.6	2,664	7.26	16	11	67	18	144	83.2
Oliver Luck	1983-86	413	233	56.4	2,544	6.16	13	21	66	33	261	64.1

### SEASON PASSING YARDS

Player	Year	Att	Cmp	Pct	Yds	Y/A	TD	Int	Lg	Sk	Lst	Rate
1. Warren Moon	1991	655	404	61.7	4,690	7.16	23	21	61t	23	174	81.7
2. Warren Moon	1990	584	362	62.0	4,689	8.03	33	13	87t	36	252	96.8
3. Warren Moon	1989	464	280	60.3	3,631	7.83	23	14	55	35	267	88.9
4. Matt Hasselbeck	2011	518	319	61.6	3,571	6.89	18	14	80t	19	153	82.4
5. Warren Moon	1986	488	256	52.5	3,489	7.15	13	26	81t	41	332	62.3
6. Warren Moon	1993	520	303	58.3	3,485	6.70	21	21	80t	34	218	75.2
7. Marcus Mariota	2016	451	276	61.2	3,426	7.60	26	9	60	23	156	95.6
8. Steve McNair	2002	492	301	61.2	3,387	6.88	22	15	55	21	121	84.0
9. Steve McNair	2001	431	264	61.3	3,350	7.77	21	12	71t	37	251	90.2
10. Warren Moon	1984	450	259	57.6	3,338	7.42	12	14	76	47	371	76.9
11. George Blanda	1961	362	187	51.7	3,330	9.20	36	22	-	-	-	91.3
12. George Blanda	1964	505	262	51.9	3,287	6.51	17	27	-	-	-	61.4
13. Marcus Mariota	2017	453	281	62.0	3,232	7.13	13	15	75t	27	173	79.3
14. Steve McNair	1998	492	289	58.7	3,228	6.56	15	10	47	33	176	80.1
15. Steve McNair	2003	400	250	62.5	3,215	8.04	24	7	73	19	108	100.4
16. Ken Stabler	1980	457	293	64.1	3,202	7.01	13	28	79t	27	264	68.7
17. Steve McNair	2005	476	292	61.3	3,161	6.64	16	11	57	20	134	82.4
18. George Blanda	1963	423	224	53.0	3,003	7.10	24	25	-	-	-	70.1
19. Steve McNair	2000	396	248	62.6	2,847	7.19	15	13	56t	24	141	83.2
20. Marcus Mariota	2015	370	230	62.2	2,818	7.62	19	10	61t	38	258	91.5

## ALL-TIME TEAM LEADERS BY CATEGORY

### CAREER RECEPTIONS

Player	Years	No	Yds	Avg	Lg	TD
1. Ernest Givins	1986-94	542	7,935	14.6	83t	46
2. Haywood Jeffires	1987-95	515	6,119	11.9	87t	47
3. Frank Wycheck (TE)	1995-03	482	4,958	10.3	42	27
4. Drew Hill	1985-91	480	7,477	15.6	81t	47
5. Derrick Mason	1997-04	453	6,114	13.5	71t	37
6. Charlie Hennigan	1960-66	410	6,823	16.6	80t	51
7. Ken Burrough	1971-81	408	6,907	16.9	85t	47
8. Delanie Walker (TE)	2013-19	381	4,423	11.6	68	28
9. Curtis Duncan	1987-93	322	3,935	12.2	72	20
10. Nate Washington	2009-14	307	4,591	15.0	80t	28
11. Kendall Wright	2012-16	280	3,244	11.6	52t	18
12. Drew Bennett	2001-06	273	4,033	14.8	55	25
13. Chris Johnson (RB)	2008-13	272	2,003	7.4	69t	8
14. Eddie George (RB)	1996-03	259	2,144	8.3	54	10
15. Bo Scaife (TE)	2005-10	251	2,383	9.5	44	12
16. Tim Smith	1980-86	206	3,107	15.1	75t	12
17. Alvin Reed (TE)	1967-72	199	2,818	14.2	60	11
<b>18. Corey Davis</b>	<b>2017-20</b>	<b>184</b>	<b>2,486</b>	<b>13.5</b>	<b>51</b>	<b>9</b>
Webster Slaughter	1992-94	184	2,236	12.2	57	11
Lorenzo White (RB)	1988-94	184	1,674	9.1	69t	6

### SEASON RECEPTIONS

Player	Year	No	Yds	Avg	Lg	TD
1. Charlie Hennigan	1964	101	1,546	15.3	53	8
2. Haywood Jeffires	1991	100	1,181	11.8	44	7
3. Derrick Mason	2004	96	1,168	12.2	37t	7
4. Derrick Mason	2003	95	1,303	13.7	50t	8
5. Delanie Walker	2015	94	1,088	11.6	61t	6
Kendall Wright	2013	94	1,079	11.5	45	2
7. Drew Hill	1991	90	1,109	12.3	61t	4
Haywood Jeffires	1992	90	913	10.1	47	9
9. Tim Smith	1983	83	1,176	14.2	47t	6
10. Curtis Duncan	1992	82	954	11.6	72	1
Charlie Hennigan	1961	82	1,746	21.3	80	12
12. Drew Bennett	2004	80	1,247	15.6	48t	11
Butch Woolfolk	1985	80	814	10.2	80t	4
14. Derrick Mason	2002	79	1,012	12.8	40	5
15. Webster Slaughter	1993	77	904	11.7	41	5
16. Delanie Walker	2017	74	807	10.9	42	3
Drew Hill	1990	74	1,019	13.8	57	5
Haywood Jeffires	1990	74	1,048	14.2	87t	8
Nate Washington	2011	74	1,023	13.8	57	7
20. Derrick Mason	2001	73	1,128	15.5	71t	9

### CAREER RECEIVING YARDS

Player	Years	No	Yds	Avg	Lg	TD
1. Ernest Givins	1986-94	542	7,935	14.6	83t	46
2. Drew Hill	1985-91	480	7,477	15.6	81t	47
3. Ken Burrough	1971-81	408	6,906	16.9	85t	47
4. Charlie Hennigan	1960-66	410	6,823	16.6	83	51
5. Haywood Jeffires	1987-95	515	6,119	11.9	87t	47
6. Derrick Mason	1997-04	453	6,114	13.5	71t	37
7. Frank Wycheck	1995-03	482	4,958	10.3	42	27
8. Nate Washington	2009-14	307	4,591	15.0	80t	28
9. Delanie Walker	2013-19	381	4,423	11.6	68	28
10. Drew Bennett	2001-06	273	4,033	14.8	55t	25
11. Curtis Duncan	1987-93	322	3,935	12.2	72	20
12. Chris Sanders	1995-01	177	3,285	18.6	83t	17
13. Kendall Wright	2012-16	280	3,244	11.6	52t	18
14. Tim Smith	1980-86	206	3,107	15.1	75t	12
15. Charley Frazier	1962-68	179	3,060	17.1	80	22
16. Bill Groman	1960-62	143	2,976	20.8	80	32
17. Alvin Reed	1967-72	199	2,818	14.2	60	11
<b>18. Corey Davis</b>	<b>2017-20</b>	<b>184</b>	<b>2,486</b>	<b>13.5</b>	<b>51</b>	<b>9</b>
19. Kenny Britt	2009-13	157	2,450	15.6	80t	19
20. Bo Scaife	2005-10	251	2,383	9.5	44	12

### SEASON RECEIVING YARDS

Player	Year	No	Yds	Avg	Lg	TD
1. Charlie Hennigan	1961	82	1,746	21.3	80	12
2. Charlie Hennigan	1964	101	1,546	15.3	53	8
3. Bill Groman	1960	72	1,473	20.5	-	12
4. Derrick Mason	2003	95	1,303	13.7	50t	8
5. Drew Bennett	2004	80	1,247	15.6	48t	11
6. Haywood Jeffires	1991	100	1,181	11.8	44	7
7. Tim Smith	1983	83	1,176	14.2	47t	6
8. Bill Groman	1961	50	1,175	23.5	80	17
9. Drew Hill	1985	64	1,169	18.3	57t	9
10. Derrick Mason	2004	96	1,168	12.2	37t	7
11. Drew Hill	1988	72	1,141	15.8	57t	10
Tim Smith	1984	69	1,141	16.5	75t	4
13. Charley Frazier	1966	57	1,129	19.8	79	12
14. Derrick Mason	2001	73	1,128	15.5	71t	9
15. Drew Hill	1986	65	1,112	17.1	81t	5
16. Drew Hill	1991	90	1,109	12.3	61t	4
17. Delanie Walker	2015	94	1,088	11.6	61t	6
18. Kendall Wright	2013	94	1,079	11.5	45	2
19. Ken Burrough	1975	53	1,063	20.1	77t	8
20. Ernest Givins	1986	61	1,062	17.4	60	3

### CAREER SCORING

Player	Years	TD	Rush	Rec	Ret	XPM	FGM	2PT	Points
1. Al Del Greco	1991-00	0	0	0	0	322	246	0	1,060
2. Rob Bironas	2005-13	0	0	0	0	315	239	0	1,032
3. George Blanda	1960-66	4	4	0	0	301	91	0	598
4. Tony Zendejas	1985-90	0	0	0	0	197	117	0	548
5. Ryan Succop	2014-19	0	0	0	0	178	117	0	529
6. Eddie George	1996-03	74	64	10	0	0	0	3	450
7. Earl Campbell	1978-84	73	73	0	0	0	0	0	438
8. Toni Fritsch	1977-81	0	0	0	0	149	81	0	392
9. Chris Johnson	2008-13	58	50	8	0	0	0	1	350
10. Skip Butler	1972-77	0	0	0	0	122	70	0	332
<b>11. Derrick Henry</b>	<b>2016-20</b>	<b>53</b>	<b>50</b>	<b>3</b>	<b>0</b>	<b>0</b>	<b>0</b>	<b>0</b>	<b>318</b>
12. Charlie Hennigan	1960-66	51	0	51	0	0	0	0	306
13. Ken Burrough	1971-81	48	1	47	0	0	0	0	288
Ernest Givins	1986-94	48	1	46	1	0	0	0	288
Haywood Jeffires	1987-95	47	0	47	0	0	0	3	288
16. Drew Hill	1985-91	47	0	47	0	0	0	0	282
17. Derrick Mason	1997-04	40	0	37	3	0	0	1	242
18. Steve McNair	1995-05	36	36	0	0	0	0	3	222
19. Lorenzo White	1988-94	36	29	6	1	0	0	0	216
20. Billy Cannon	1960-63	35	14	20	1	0	0	1	212

## ALL-TIME TEAM LEADERS BY CATEGORY

### SEASON SCORING

Player	Year	TD	Rush	Rec	Ret	XPM	FGM	2PT	Points
1. Ryan Succop	2017	0	0	0	0	31	35	0	136
Al Del Greco	1998	0	0	0	0	28	36	0	136
3. Rob Bironas	2007	0	0	0	0	28	35	0	133
4. Al Del Greco	1996	0	0	0	0	35	32	0	131
5. Rob Bironas	2008	0	0	0	0	40	29	0	127
6. Al Del Greco	1993	0	0	0	0	39	29	0	126
7. Gary Anderson	2003	0	0	0	0	42	27	0	123
8. Rob Bironas	2011	0	0	0	0	34	29	0	121
9. Rob Bironas	2009	0	0	0	0	37	27	0	118
Al Del Greco	2000	0	0	0	0	37	27	0	118
11. Rob Bironas	2013	0	0	0	0	41	25	0	116
12. George Blanda	1960	4	4	0	0	46	15	0	115
Tony Zendejas	1989	0	0	0	0	40	25	0	115
14. Earl Campbell	1979	19	19	0	0	0	0	0	114
Al Del Greco	1995	0	0	0	0	33	27	0	114
Tony Zendejas	1988	0	0	0	0	48	22	0	114
17. Al Del Greco	1997	0	0	0	0	32	27	0	113
18. George Blanda	1961	0	0	0	0	64	16	0	112
19. Joe Nedney	2002	0	0	0	0	36	25	0	111
20. Rob Bironas	2012	0	0	0	0	35	25	0	110
Rob Bironas	2010	0	0	0	0	38	24	0	110

### CAREER KICKOFF RETURNS (YARDS)

Player	Years	No	Yds	Avg	Lg	TD
1. Bobby Jancik	1962-67	158	4,185	26.5	61	0
2. Derrick Mason	1997-04	156	3,496	22.4	101t	1
3. Carl Roaches	1980-84	150	3,276	21.8	97t	2
4. Billy Johnson	1974-80	121	2,902	24.0	81t	2
5. Marc Mariani	2010-13,16	118	2,838	24.1	98t	1
6. Mel Gray	1995-97	111	2,592	23.4	88	0
7. Adam Jones	2005-06	63	1,648	26.2	85	0
8. Zeke Moore	1967-77	64	1,618	25.3	92t	1
9. Darius Reynaud	2012-13	68	1,595	23.5	105t	1
10. Willie Drewrey	1985-93	75	1,581	21.1	50	0
11. Allen Pinkett	1986-91	80	1,577	19.7	48	0
12. Jerry LeVias	1969-70	64	1,538	24.0	87	0
13. Bobby Wade	2005-06	50	1,194	23.9	48	0
14. Billy Cannon	1960-63	46	1,186	25.8	88t	1
15. Leonard Harris	1987-93	53	1,130	21.3	63	0
16. Leon Washington	2013-14	47	1,219	25.9	95	0
17. Chris Carr	2008	35	984	28.1	52	0
18. Mike Archie	1996-98	46	961	20.9	50	0
19. Bob Gresham	1973-74	36	903	25.1	103t	1
20. Willie Tullis	1981-84	38	886	23.3	95t	1

### SEASON KICKOFF RETURNS (AVG.)

Player	Year	No	Yds	Avg	Lg	TD
1. Darius Jennings	2018	22	698	31.7	94t	1
2. Ken Hall	1960	19	594	31.3	104t	1
3. Bobby Jancik	1962	24	726	30.3	61	0
4. Bobby Jancik	1963	45	1,317	29.3	53	0
5. Chris Carr	2008	35	984	28.1	52	0
6. Carl Roaches	1981	28	769	27.5	96t	1
7. Billy Johnson	1974	29	785	27.1	67	0
8. Derrick Mason	2000	42	1,132	27.0	66	0
9. Bob Gresham	1973	27	723	26.8	103t	1
10. Adam Jones	2005	43	1,127	26.2	85	0
11. Linzy Cole	1971	32	834	26.1	45	0
12. Adam Jones	2006	20	521	26.1	70	0
13. Bobby Jancik	1966	34	875	25.7	53	0
14. Steve Brown	1983	31	795	25.6	93t	1
15. Marc Mariani	2010	60	1,530	25.5	98t	1
16. Billy Johnson	1977	25	630	25.2	76t	1
17. Alvin Haymond	1973	28	703	25.1	47	0
18. Jerry LeVias	1969	38	940	24.7	87	0
19. Willie Drewrey	1985	26	642	24.7	50	0
20. Zeke Moore	1968	32	787	24.6	45	0

### CAREER PUNT RETURNS (YARDS)

Player	Years	No	FC	Yds	Avg	Lg	TD
1. Billy Johnson	1974-80	155	21	2,040	13.2	87t	5
2. Derrick Mason	1997-04	182	94	1,590	8.7	69t	2
3. Carl Roaches	1980-84	151	31	1,095	7.3	68	0
4. Marc Mariani	2010-13,16	102	57	1,054	10.3	87t	2
5. Willie Drewrey	1985-93	104	45	771	7.4	25	0
6. Adam Jones	2005-06	63	11	712	11.3	90t	4
7. Mel Gray	1995-97	69	45	652	9.4	40	0
8. Bobby Jancik	1962-67	67	-	647	9.7	82	1
9. Darius Reynaud	2012-13	49	25	545	11.1	81t	2
10. Jerry LeVias	1969-70	60	19	505	8.4	46	0
11. Kenny Johnson	1986-89	73	32	488	6.7	26	0
<b>12. Adoree' Jackson</b>	<b>2017-19</b>	<b>53</b>	<b>19</b>	<b>464</b>	<b>8.8</b>	<b>46</b>	<b>0</b>
13. Justin McCareins	2001-08	37	21	403	10.9	58t	1
14. Ernest Givins	1986-94	56	-	397	7.1	78t	1
15. Larry Carwell	1967-68	36	6	381	10.6	54	0
16. Dexter McCluster	2014-15	46	29	372	8.1	48	0
17. Fred Glick	1961-66	44	-	326	7.4	-	0
18. Chris Carr	2008	32	20	323	10.1	44	0
19. Chris Davis	2007-08	33	13	299	9.1	39	0
20. Ken Houston	1967-72	45	12	252	5.6	33	0

### SEASON PUNT RETURNS (AVG.)

Player	Year	No	FC	Yds	Avg	Lg	TD
1. Billy Johnson	1977	35	8	539	15.4	87t	2
2. Billy Johnson	1975	40	1	612	15.3	83t	3
3. Billy Johnson	1974	30	3	409	13.6	49	0
4. Darius Reynaud	2012	31	17	410	13.2	81t	2
5. Derrick Mason	2000	51	17	662	13.0	69t	1
6. Adam Jones	2006	34	3	440	12.9	90t	3
7. Marc Mariani	2010	27	17	329	12.2	87t	1
8. Justin McCareins	2003	29	17	330	11.4	58t	1
9. Marc Mariani	2011	46	18	490	10.7	79t	1
10. Billy Johnson	1976	38	9	403	10.6	46	0
11. Mel Gray	1995	30	20	303	10.1	20	0
12. Chris Carr	2008	32	20	323	10.1	44	0
13. Chris Davis	2007	31	12	293	9.5	39	0
14. Adam Jones	2005	29	8	272	9.4	52t	1
15. Mel Gray	1996	22	15	205	9.3	40	0
<b>Adoree' Jackson</b>	<b>2018</b>	<b>16</b>	<b>9</b>	<b>148</b>	<b>9.3</b>	<b>26</b>	<b>0</b>
17. Dexter McCluster	2015	24	15	217	9.0	37	0
18. Fred Glick	1963	19	-	171	9.0	22	0
19. Willie Drewrey	1985	24	10	215	9.0	23	0
20. Derrick Mason	1999	26	15	225	8.7	65t	1

## ALL-TIME TEAM LEADERS BY CATEGORY

### CAREER PUNTING (PUNTS)

Player	Years	Punt	Blk	Yds	Avg	TB	In20	Lg	NetAvg
<b>1. Brett Kern</b>	<b>2009-20</b>	<b>863</b>	<b>5</b>	<b>39,658</b>	<b>46</b>	<b>46</b>	<b>348</b>	<b>79</b>	<b>40.8</b>
2. Craig Hentrich	1998-09	861	1	36,926	42.9	95	295	78	37.2
3. Jim Norton	1960-68	522	7	21,961	42.1	-	-	79	-
4. Cliff Parsley	1977-82	431	3	17,136	39.8	33	85	62	32.3
5. Dan Pastorini	1971-79	316	1	12,530	39.7	-	-	74	-
6. Greg Montgomery	1988-93	310	6	13,529	43.6	35	74	77	36.6
7. Lee Johnson	1985-87	212	0	8,739	41.2	20	53	66	35.1
8. John James	1982-84	198	1	7,878	39.8	15	36	56	32.4
9. Rich Camarillo	1994-95	173	1	7,280	42.1	17	61	60	35.7
10. Reggie Roby	1996-97	140	1	6,022	43.0	8	50	68	36.7

### SEASON PUNTING (AVERAGE)

Player	Year	Punt	Blk	Yds	Avg	TB	In20	Lg	NetAvg
<b>1. Brett Kern</b>	<b>2017</b>	<b>75</b>	<b>0</b>	<b>3,728</b>	<b>49.7</b>	<b>5</b>	<b>28</b>	<b>74</b>	<b>44.6</b>
<b>2. Brett Kern</b>	<b>2012</b>	<b>81</b>	<b>2</b>	<b>3,855</b>	<b>47.6</b>	<b>5</b>	<b>30</b>	<b>71</b>	<b>40.4</b>
<b>3. Brett Kern</b>	<b>2015</b>	<b>88</b>	<b>0</b>	<b>4,175</b>	<b>47.4</b>	<b>1</b>	<b>34</b>	<b>61</b>	<b>40.3</b>
4. Craig Hentrich	1998	69	0	3,258	47.2	11	18	71	39.2
<b>5. Brett Kern</b>	<b>2019</b>	<b>78</b>	<b>0</b>	<b>3,672</b>	<b>47.1</b>	<b>2</b>	<b>37</b>	<b>70</b>	<b>43.1</b>
<b>Brett Kern</b>	<b>2018</b>	<b>74</b>	<b>1</b>	<b>3,483</b>	<b>47.1</b>	<b>3</b>	<b>39</b>	<b>62</b>	<b>41.7</b>
7. Greg Montgomery	1992	53	2	2,487	46.9	9	14	66	37.3
<b>8. Brett Kern</b>	<b>2014</b>	<b>88</b>	<b>1</b>	<b>4,118</b>	<b>46.8</b>	<b>7</b>	<b>28</b>	<b>79</b>	<b>40.8</b>
9. Greg Montgomery	1993	54	0	2,462	45.6	5	13	77	39.1
10. Reggie Roby	1996	67	1	2,973	44.4	7	25	68	38.0

### CAREER INTERCEPTIONS

Player	Years	No	Yds	Avg	Lg	TD
1. Jim Norton	1960-68	45	592	13.2	56	1
2. Cris Dishman	1988-96	31	348	11.2	43	1
3. Fred Glick	1961-66	30	390	13.0	45	1
4. Tony Banfield	1960-65	27	224	8.3	58	0
W.K. Hicks	1964-69	27	457	16.9	62	0
Darryll Lewis	1991-98	27	540	20.0	98t	5
7. Mike Reinfeldt	1976-83	26	375	14.4	39	0
8. Michael Griffin	2007-15	25	328	13.1	83t	1
Ken Houston	1967-72	25	650	26.0	78	9
10. Zeke Moore	1967-77	24	444	18.5	74	2
11. Willie Alexander	1971-79	23	379	16.5	95t	1
Samari Rolle	1998-04	23	349	15.2	81t	1
13. Marcus Robertson	1991-00	22	428	19.5	69	0
14. Gregg Bingham	1973-84	21	279	13.3	54	0
15. Keith Bulluck	2000-09	19	192	10.1	35	1
Miller Farr	1967-69	19	416	21.9	67	5
17. Steve Brown	1983-90	18	264	14.7	44t	1
<b>18. Kevin Byard</b>	<b>2016-20</b>	<b>17</b>	<b>210</b>	<b>12.4</b>	<b>33</b>	<b>0</b>
19. Andre Dyson	2001-04	16	260	16.3	51t	3
Bubba McDowell	1989-94	16	190	11.9	26t	1
Chris Hope	2006-11	16	266	16.6	61t	1

### SEASON INTERCEPTIONS

Player	Year	No	Yds	Avg	Lg	TD
1. Fred Glick	1963	12	180	15.0	45	1
Mike Reinfeldt	1979	12	205	17.1	39	0
3. Miller Farr	1967	10	264	26.4	67	3
4. W.K. Hicks	1965	9	156	17.3	31	0
Ken Houston	1971	9	220	24.4	48t	4
Jim Norton	1961	9	150	16.7	36	0
<b>7. Kevin Byard</b>	<b>2017</b>	<b>8</b>	<b>130</b>	<b>16.3</b>	<b>33</b>	<b>0</b>
Tony Banfield	1961	8	136	17.0	58	0
<i>Pete Jaquess</i>	<i>1964</i>	<i>8</i>	<i>141</i>	<i>17.6</i>	<i>98t</i>	<i>1</i>
Richard Johnson	1990	8	100	12.5	35	1
Jim Norton	1962	8	75	9.4	36	0
12. Tony Banfield	1963	7	21	3.0	14	0
Michael Griffin	2008	7	172	24.6	83t	1
Jim Norton	1965	7	52	7.4	18	0
Marcus Robertson	1993	7	137	19.6	69	0
Samari Rolle	2000	7	140	20.0	81t	1
Jack Tatum	1980	7	100	14.3	35	0
<b>18. (15 tied with 6)</b>						

### CAREER SACKS

Player	Years	No
1. Elvin Bethea	1968-83	105.0
2. Ray Childress	1985-95	75.5
3. Jesse Baker	1979-87	66.0
4. William Fuller	1986-93	59.0
5. Sean Jones	1988-93	57.5
6. Jevon Kearse	1999-03, 08-09	52.0
7. Jurrell Casey	2011-19	51.0
8. Robert Brazile	1975-84	48.0
9. Ted Washington	1973-82	45.0
10. Derrick Morgan	2010-18	44.5
11. Kyle Vanden Bosch	2005-09	38.5
12. Curley Culp	1974-80	31.0

### SEASON SACKS

Player	Year	No
1. Elvin Bethea	1973	17.0
2. <i>Jesse Baker</i>	<i>1979</i>	<i>15.5</i>
3. William Fuller	1991	15.0
4. Elvin Bethea	1976	14.5
<i>Jevon Kearse</i>	<i>1999</i>	<i>14.5</i>
6. Elvin Bethea	1971	13.0
Ray Childress	1992	13.0
Sean Jones	1993	13.0
9. Jason Babin	2010	12.5
Sean Jones	1990	12.5
Kyle Vanden Bosch	2005	12.5



## ALL-TIME TEAM LEADERS BY CATEGORY

### CAREER TACKLES (SINCE 1974)

Player	Years	No
1. Gregg Bingham	1973-84	1,970
2. Robert Brazile	1975-84	1,281
3. Keith Bulluck	2000-09	1,265
4. Michael Griffin	2007-15	912
5. Ted Washington	1973-82	907
6. Al Smith	1987-96	877
7. John Grimsley	1984-90	836
8. Blaine Bishop	1993-01	788
9. Ray Childress	1985-95	784
10. Steve Kiner	1974-78	738

### SEASON TACKLES (SINCE 1974)

Player	Year	No
1. Gregg Bingham	1978	223
2. Gregg Bingham	1980	212
3. Gregg Bingham	1974	206
4. Gregg Bingham	1979	203
5. John Grimsley	1986	199
6. Robert Abraham	1984	198
7. Gregg Bingham	1976	191
8. Gregg Bingham	1977	190
9. Gregg Bingham	1975	185
Robert Brazile	1978	185

## YEAR-BY-YEAR LEADERS

### RUSHING

Year	Player	Att	Yds	Avg	Lg	TD
1960	Billy Cannon	152	644	4.2	39	1
1961	Billy Cannon	200	948	4.7	61t	6
1962	Charles Tolar	244	1,012	4.1	25	7
1963	Charles Tolar	194	659	3.4	33	3
1964	Sid Blanks	145	756	5.2	91t	6
1965	Ode Burrell	130	528	4.1	63	3
1966	Ode Burrell	122	406	3.3	45	0
1967	Hoyle Granger	236	1,194	5.1	67t	6
1968	Hoyle Granger	202	848	4.2	47	7
1969	Hoyle Granger	186	740	4.0	23	3
1970	Joe Dawkins	124	517	4.2	49t	2
1971	Robert Holmes	112	323	2.9	31	4
1972	Fred Willis	134	461	3.4	43	0
1973	Fred Willis	171	579	3.4	25	4
1974	Willie Rodgers	122	413	3.4	20	5
1975	Ronnie Coleman	175	790	4.5	46t	5
1976	Ronnie Coleman	171	684	4.0	39	2
1977	Ronnie Coleman	185	660	3.6	22	5
1978	Earl Campbell	302	1,450	4.8	81t	13
1979	Earl Campbell	368	1,697	4.6	61t	19
1980	Earl Campbell	373	1,934	5.2	55t	13
1981	Earl Campbell	361	1,376	3.9	43	10
1982	Earl Campbell	157	538	3.4	22	2
1983	Earl Campbell	322	1,301	4.0	42	12
1984	Larry Moriarty	189	785	4.2	51	6
1985	Mike Rozier	133	462	3.5	30	8
1986	Mike Rozier	199	662	3.3	19t	4
1987	Mike Rozier	229	957	4.2	41	3
1988	Mike Rozier	251	1,002	4.0	28	10
1989	Alonzo Highsmith	128	531	4.1	25	4
1990	Lorenzo White	168	702	4.2	22	8
1991	Allen Pinkett	171	720	4.2	32	9
1992	Lorenzo White	265	1,226	4.6	44	7
1993	Gary Brown	195	1,002	5.1	26	6
1994	Lorenzo White	191	757	4.0	33	3
1995	Rodney Thomas	251	947	3.8	74t	5
1996	Eddie George	335	1,368	4.1	76	8
1997	Eddie George	357	1,399	3.9	30	6
1998	Eddie George	348	1,294	3.7	37t	5
1999	Eddie George	320	1,304	4.1	40	9
2000	Eddie George	403	1,509	3.7	35t	14
2001	Eddie George	315	939	3.0	27	5
2002	Eddie George	343	1,165	3.4	35	12
2003	Eddie George	312	1,031	3.3	27	5
2004	Chris Brown	220	1,067	4.9	52	6
2005	Chris Brown	224	851	3.8	38t	5
2006	Travis Henry	270	1,211	4.5	70t	7
2007	LenDale White	303	1,110	3.7	28	7
2008	Chris Johnson	251	1,228	4.9	66t	9
2009	Chris Johnson	358	2,006	5.6	91t	14
2010	Chris Johnson	316	1,364	4.3	76t	11
2011	Chris Johnson	262	1,047	4.0	48t	4
2012	Chris Johnson	276	1,243	4.5	94t	6
2013	Chris Johnson	279	1,077	3.9	30t	6
2014	Bishop Sankey	152	569	3.7	22	2
2015	Antonio Andrews	143	520	3.6	38	3
2016	DeMarco Murray	293	1,287	4.4	75t	9
2017	Derrick Henry	176	744	4.2	75t	5
2018	Derrick Henry	215	1,059	4.9	99t	12
2019	Derrick Henry	303	1,540	5.1	74t	16

### PASSING

Year	Player	Att	Cmp	Yds	Pct	TD	Int	Avg
1960	George Blanda	363	169	2,413	46.6	24	22	6.7
1961	George Blanda	362	187	3,330	51.7	36	22	9.2
1962	George Blanda	418	197	2,810	47.1	27	42	6.7
1963	George Blanda	423	224	3,003	52.9	24	25	7.0
1964	George Blanda	505	262	3,282	51.9	17	27	6.4
1965	George Blanda	442	186	2,542	42.1	20	30	5.8
1966	George Blanda	271	122	1,764	45.0	17	21	6.4
1967	Pete Beathard	231	94	1,114	40.7	9	14	4.8
1968	Pete Beathard	223	105	1,559	47.1	7	16	6.9
1969	Pete Beathard	370	180	2,455	48.6	10	21	6.4
1970	Charley Johnson	281	144	1,652	51.2	7	12	5.9
1971	Dan Pastorini	270	127	1,702	47.0	7	21	6.3
1972	Dan Pastorini	299	144	1,711	48.2	7	11	5.7
1973	Dan Pastorini	290	154	1,482	53.1	5	17	5.1
1974	Dan Pastorini	247	140	1,571	56.7	10	10	6.4
1975	Dan Pastorini	342	163	2,053	47.7	14	16	6.0
1976	Dan Pastorini	309	167	1,785	53.5	10	10	5.7
1977	Dan Pastorini	319	169	1,987	53.0	13	18	6.2
1978	Dan Pastorini	368	199	2,473	54.1	16	17	6.7
1979	Dan Pastorini	324	163	2,090	50.3	14	18	6.5
1980	Ken Stabler	454	293	3,202	64.5	13	28	7.0
1981	Ken Stabler	285	165	1,988	57.9	14	18	6.9
1982	Archie Manning	125	66	877	52.8	6	6	7.0
1983	Oliver Luck	217	124	1,375	57.1	8	13	6.3
1984	Warren Moon	450	259	3,338	57.6	12	14	7.4
1985	Warren Moon	377	200	2,709	53.1	15	19	7.2
1986	Warren Moon	488	256	3,489	52.5	13	26	7.2
1987	Warren Moon	368	184	2,806	50.0	21	18	7.6
1988	Warren Moon	294	160	2,327	54.4	17	8	7.9
1989	Warren Moon	464	280	3,631	60.3	23	14	7.8
1990	Warren Moon	584	362	4,689	62.0	33	13	8.0
1991	Warren Moon	655	404	4,690	61.7	23	21	7.2
1992	Warren Moon	346	224	2,521	64.7	18	12	7.3
1993	Warren Moon	520	303	3,485	58.3	21	21	6.7
1994	Billy Joe Tolliver	240	121	1,287	50.4	6	7	5.4
1995	Chris Chandler	356	225	2,460	63.2	17	10	6.9
1996	Chris Chandler	320	184	2,099	57.5	16	11	6.6
1997	Steve McNair	415	216	2,665	52.0	14	13	6.4
1998	Steve McNair	492	289	3,228	58.7	15	10	6.5
1999	Steve McNair	331	187	2,179	56.5	12	8	6.6
2000	Steve McNair	396	248	2,847	62.6	15	13	7.2
2001	Steve McNair	431	264	3,350	61.3	21	12	7.8
2002	Steve McNair	492	301	3,387	61.2	22	15	6.9
2003	Steve McNair	400	250	3,215	62.5	24	7	8.0
2004	Billy Volek	357	218	2,486	61.1	18	10	7.0
2005	Steve McNair	476	292	3,161	61.3	16	11	6.6
2006	Vince Young	357	184	2,199	51.5	12	13	6.2
2007	Vince Young	382	238	2,546	62.3	9	17	6.7
2008	Kerry Collins	415	242	2,676	58.3	12	7	6.5
2009	Vince Young	259	152	1,879	58.7	10	7	7.3
2010	Kerry Collins	278	160	1,823	57.6	14	8	6.6
2011	Matt Hasselbeck	518	319	3,571	61.6	18	14	6.9
2012	Jake Locker	314	177	2,176	56.4	10	11	6.9
2013	Ryan Fitzpatrick	350	217	2,454	62.0	14	12	7.0
2014	Zach Mettenberger	179	107	1,412	59.8	8	7	7.9
2015	Marcus Mariota	370	230	2,818	62.2	19	10	7.6
2016	Marcus Mariota	451	276	3,426	61.2	26	9	7.6
2017	Marcus Mariota	453	281	3,232	62.0	13	15	7.1
2018	Marcus Mariota	331	228	2,528	68.9	11	8	7.6
2019	Ryan Tannehill	286	201	2,742	70.3	22	6	9.6

## YEAR-BY-YEAR LEADERS

RECEIVING							SCORING					
Year	Player	No	Yds	Avg	Lg	TD	Year	Player	TD	PAT	FG	Tot
1960	Bill Groman	72	1,473	20.5	80t	12	1960	George Blanda	4	46	15	115
1961	Charlie Hennigan	82	1,746	21.3	80t	12	1961	George Blanda	0	64	16	112
1962	Charlie Hennigan	54	867	16.1	75t	8	1962	George Blanda	0	48	11	81
1963	Charlie Hennigan	61	1,051	17.2	83t	10	1963	George Blanda	0	37	9	64
1964	Charlie Hennigan	101	1,546	15.3	53t	8	1964	George Blanda	0	38	13	76
1965	Ode Burrell (RB)	55	650	11.8	52t	4	1965	George Blanda	0	28	11	61
1966	Charles Frazier	57	1,129	19.8	79t	12	1966	George Blanda	0	39	16	87
1967	Hoyle Granger (RB)	31	300	9.6	43	3	1967	John Wittenborn	0	30	14	72
1968	Alvin Reed (TE)	46	747	16.2	60	5	1968	Wayne Walker	0	26	8	50
1969	Alvin Reed (TE)	51	664	13.0	43	2	1969	Roy Gerela	0	29	19	86
1970	Alvin Reed (TE)	47	604	12.9	34	2	1970	Roy Gerela	0	23	18	77
1971	Jim Beirne	38	550	14.5	40	1	1971	Mark Moseley	0	25	16	73
1972	Fred Willis (RB)	45	297	6.6	27	2	1972	Skip Butler	0	12	16	51
1973	Fred Willis (RB)	57	371	6.5	50	1	1973	Skip Butler	0	15	21	66
1974	Ken Burrough	36	492	13.7	51	2	1974	Skip Butler	0	29	9	56
1975	Ken Burrough	53	1,063	20.1	77t	8	1975	Skip Butler	0	31	18	85
1976	Ken Burrough	51	932	18.2	69	7	1976	Skip Butler	0	24	16	72
1977	Ken Burrough	43	816	19.0	85t	8	1977	Toni Fritsch	0	19	12	55
1978	Ken Burrough	47	624	13.3	44	2	1978	Earl Campbell (RB)	13	0	0	78
1979	Ken Burrough	40	752	18.8	55t	6	1979	Earl Campbell (RB)	19	0	0	114
1980	Mike Barber (TE)	59	712	12.1	79t	5	1980	Toni Fritsch	0	26	19	83
1981	Ken Burrough	40	668	16.7	71t	7	1981	Toni Fritsch	0	32	15	77
1982	Dave Casper (TE)	36	573	15.9	38	6	1982	Dave Casper (TE)	6	0	0	36
1983	Tim Smith	83	1,176	14.2	47t	6	1983	Florian Kempf	0	33	17	84
1984	Tim Smith	69	1,141	16.5	75t	4	1984	Joe Cooper	0	13	11	46
1985	Butch Woolfolk (RB)	80	814	10.2	80t	4	1985	Tony Zendejas	0	29	21	92
1986	Drew Hill	65	1,112	17.1	81t	5	1986	Tony Zendejas	0	28	22	94
1987	Ernest Givins	53	933	17.6	83t	6	1987	Tony Zendejas	0	32	20	92
1988	Drew Hill	72	1,141	15.8	57t	10	1988	Tony Zendejas	0	48	22	114
1989	Drew Hill	66	938	14.2	50	8	1989	Tony Zendejas	0	40	25	115
1990	Haywood Jeffires	74	1,048	14.2	87t	8	1990	Lorenzo White (RB)	12	0	0	72
	Drew Hill	74	1,019	13.8	57	5	1991	Ian Howfield	0	25	13	64
1991	Haywood Jeffires	100	1,181	11.8	44	7	1992	Al Del Greco	0	41	21	104
1992	Haywood Jeffires	90	913	10.1	47	9	1993	Al Del Greco	0	39	29	126
1993	Webster Slaughter	77	904	11.7	41	5	1994	Al Del Greco	0	18	16	66
1994	Webster Slaughter	68	846	12.4	57	2	1995	Al Del Greco	0	33	27	114
	Haywood Jeffires	68	783	11.5	50	6	1996	Al Del Greco	0	35	32	131
1995	Haywood Jeffires	61	684	11.2	35t	8	1997	Al Del Greco	0	32	27	113
1996	Frank Wycheck (TE)	53	511	9.6	29	6	1998	Al Del Greco	0	28	36	136
1997	Frank Wycheck (TE)	63	748	11.9	42	4	1999	Al Del Greco	0	43	21	106
1998	Frank Wycheck (TE)	70	768	11.0	38	2	2000	Al Del Greco	0	37	27	118
1999	Frank Wycheck (TE)	69	641	9.3	35	2	2001	Joe Nedney	0	34	20	94
2000	Frank Wycheck (TE)	70	636	9.1	26	4	2002	Joe Nedney	0	36	25	111
2001	Derrick Mason	73	1,128	15.5	71t	9	2003	Gary Anderson	0	42	27	123
2002	Derrick Mason	79	1,012	12.8	40	5	2004	Gary Anderson	0	37	17	88
2003	Derrick Mason	95	1,303	13.7	50t	8	2005	Rob Bironas	0	30	23	99
2004	Derrick Mason	96	1,168	12.2	37t	7	2006	Rob Bironas	0	32	22	98
2005	Drew Bennett	58	738	12.7	55t	4	2007	Rob Bironas	0	28	35	133
2006	Drew Bennett	46	737	16.0	39	3	2008	Rob Bironas	0	40	29	127
2007	Justin Gage	55	750	13.6	73	2	2009	Rob Bironas	0	37	27	118
	Roydell Williams	55	719	13.1	48	4	2010	Rob Bironas	0	38	24	110
2008	Bo Scaife (TE)	58	561	9.7	44	2	2011	Rob Bironas	0	34	29	121
2009	Chris Johnson (RB)	50	503	10.1	69t	2	2012	Rob Bironas	0	35	25	110
2010	Chris Johnson (RB)	44	245	5.6	25	1	2013	Rob Bironas	0	41	25	116
2011	Nate Washington	74	1,023	13.8	57	7	2014	Ryan Succop	0	27	19	84
2012	Kendall Wright	64	626	9.8	38	4	2015	Ryan Succop	0	29	14	71
2013	Kendall Wright	94	1,079	11.5	45	2	2016	Ryan Succop	0	39	22	105
2014	Delanie Walker	63	890	14.1	68	4	2017	Ryan Succop	0	31	35	136
2015	Delanie Walker	94	1,088	11.6	61t	6	2018	Ryan Succop	0	28	26	106
2016	Rishard Matthews	65	945	14.5	60	9	2019	Derrick Henry	18	0	0	108
	Delanie Walker	65	800	12.3	47	7						
2017	Delanie Walker	74	807	10.9	42	3						
2018	Corey Davis	65	891	13.7	51	4						
2019	A.J. Brown	52	1,051	20.2	91t	8						

## YEAR-BY-YEAR LEADERS

## KICKOFF RETURNS

Year	Player	No	Yds	Avg	Lg	TD
1960	Ken Hall	19	594	31.3	104t	1
1961	Billy Cannon	18	439	24.4	47	0
1962	Bobby Jancik	24	726	30.3	61	0
1963	Bobby Jancik	45	1,315	29.3	53	0
1964	Ode Burrell	17	449	26.4	93t	1
1965	Bobby Jancik	18	430	23.9	43	0
1966	Bobby Jancik	34	875	25.7	53	0
1967	Zeke Moore	14	405	28.9	92	1
1968	Zeke Moore	32	787	24.6	45	0
1969	Jerry LeVias	38	940	24.7	87	0
1970	Jerry LeVias	26	598	23.0	37	0
1971	Linzy Cole	32	834	26.1	45	0
1972	Willie Rodgers	17	335	19.7	31	0
1973	Bob Gresham	27	723	26.8	103t	1
1974	Billy Johnson	29	785	27.1	67	0
1975	Billy Johnson	33	798	24.2	81t	1
1976	Billy Johnson	26	579	22.2	53	0
1977	Billy Johnson	25	630	25.2	76t	1
1978	Johnnie Dirden	32	780	24.4	60	0
1979	Richard Ellender	24	514	21.4	35	0
1980	Carl Roaches	37	746	20.2	46	0
1981	Carl Roaches	28	769	27.5	96t	1
1982	Carl Roaches	21	441	21.0	45	0
1983	Steve Brown	31	795	25.6	93t	1
1984	Carl Roaches	30	679	22.6	49	0
1985	Willie Drewrey	26	642	24.7	52	0
1986	Willie Drewrey	25	500	20.0	32	0
	Allen Pinkett	26	519	20.0	48	0
1987	Curtis Duncan	28	546	19.5	62	0
1988	Leonard Harris	34	678	19.9	56	0
1989	Kenny Johnson	21	372	17.7	39	0
1990	Gerald McNeil	27	551	20.4	64	0
1991	Allen Pinkett	26	508	19.5	41	0
1992	Pat Coleman	14	290	20.7	28	0
1993	Willie Drewrey	15	293	19.5	34	0
1994	Todd McNair	23	481	20.9	44	0
1995	Mel Gray	53	1,183	22.3	54	0
1996	Mel Gray	50	1,224	24.5	88	0
1997	Derrick Mason	26	551	21.2	54	0
1998	Mike Archie	42	913	21.7	50	0
1999	Derrick Mason	41	805	19.6	41	0
2000	Derrick Mason	42	1,132	27.0	66	0
2001	Derrick Mason	34	748	22.0	101t	1
2002	John Simon	20	371	18.6	29	0
2003	Jake Schifino	35	703	20.1	39	0
2004	Jason McAddley	38	849	22.3	45	0
2005	Pacman Jones	43	1,127	26.2	85	0
2006	Bobby Wade	50	1,194	23.9	48	0
2007	Michael Griffin	18	422	23.4	48	0
2008	Chris Carr	35	984	28.1	52	0
2009	Kenny Britt	24	523	21.8	56	0
2010	Marc Mariani	60	1,530	25.5	98t	1
2011	Marc Mariani	32	748	23.4	49	0
2012	Darius Reynaud	53	1,240	23.4	105t	1
2013	Leon Washington	16	481	30.1	95	0
2014	Leon Washington	31	738	23.8	52	0
2015	Dexter McCluster	13	285	21.9	32	0
2016	Marc Mariani	26	560	21.5	37	0
2017	Adoree' Jackson	25	578	23.1	57	0
2018	Darius Jennings	22	698	31.7	94t	1
2019	Kalif Raymond	18	403	22.4	45	0

## PUNT RETURNS

Year	Player	No	Yds	Avg	Lg	TD
1960	Billy Cannon	4	96	24.0	51	0
1961	Billy Cannon	9	70	7.8	20	0
1962	Bobby Jancik	14	164	11.7	21	0
1963	Bobby Jancik	13	145	11.2	56	0
1964	Bobby Jancik	14	220	15.7	82t	1
1965	Bobby Jancik	12	85	7.1	25	0
1966	Ode Burrell	8	76	9.5	29	0
1967	Larry Carwell	9	154	17.1	54	0
1968	Sid Blanks	22	179	8.1	39	0
1969	Jerry LeVias	35	292	8.3	46	0
1970	Jerry LeVias	25	213	8.5	33	0
1971	Linzy Cole	14	107	7.6	31	0
1972	Ken Houston	25	148	5.9	33	0
1973	Jeff Severson	16	126	7.9	74	0
1974	Billy Johnson	30	409	13.6	49	0
1975	Billy Johnson	40	612	15.3	83t	3
1976	Billy Johnson	39	397	10.2	46	0
1977	Billy Johnson	35	539	15.4	87t	2
1978	Ronnie Coleman	16	142	8.9	32	0
1979	Richard Ellender	31	203	6.5	36	0
1980	Carl Roaches	47	384	8.2	68	0
1981	Carl Roaches	39	296	7.6	40	0
1982	Carl Roaches	19	104	5.5	25	0
1983	Carl Roaches	20	159	8.0	23	0
1984	Carl Roaches	26	152	5.8	18	0
1985	Willie Drewrey	24	215	9.0	23	0
1986	Willie Drewrey	25	262	7.7	25	0
1987	Kenny Johnson	24	196	8.2	26	0
1988	Kenny Johnson	30	170	5.7	16	0
1989	Kenny Johnson	19	122	6.4	19	0
1990	Gerald McNeil	30	172	5.7	26	0
1991	Pat Coleman	22	138	6.3	24	0
1992	Webster Slaughter	20	142	7.1	20	0
1993	Willie Drewrey	41	275	6.7	18	0
1994	Ernest Givins	37	210	5.7	78t	1
1995	Mel Gray	30	303	10.1	20	0
1996	Mel Gray	22	205	9.3	40	0
1997	Mel Gray	17	144	8.5	30	0
1998	Derrick Mason	31	228	7.4	25	0
1999	Derrick Mason	26	225	8.7	65t	1
2000	Derrick Mason	51	662	13.0	69t	1
2001	Derrick Mason	20	128	6.4	20	0
2002	John Simon	13	113	8.7	30	0
2003	Justin McCareins	29	330	11.4	58t	1
2004	Derrick Mason	24	93	3.9	13	0
2005	Pacman Jones	29	272	9.4	52t	1
2006	Pacman Jones	34	440	12.9	90t	3
2007	Chris Davis	31	293	9.5	39	0
2008	Chris Carr	32	323	10.1	44	0
2009	Alvin Pearman	11	112	10.2	18	0
2010	Marc Mariani	27	329	12.2	87t	1
2011	Marc Mariani	46	490	10.7	79t	1
2012	Darius Reynaud	31	410	13.2	81t	2
2013	Darius Reynaud	18	135	7.5	35	0
2014	Dexter McCluster	22	155	7.0	48	0
2015	Dexter McCluster	24	217	9.0	37	0
2016	Marc Mariani	29	235	8.1	18	0
2017	Adoree' Jackson	34	290	8.5	46	0
2018	Adoree' Jackson	16	148	9.3	26	0
2019	Adam Humphries	12	78	6.5	21	0

## YEAR-BY-YEAR LEADERS

## INTERCEPTIONS

Year	Player	No	Yds	Avg	Lg	TD
1960	Mark Johnston (CB)	4	42	10.5	33	0
	Dennit Morris (LB)	4	32	8.0	26	0
	Julian Spence (S)	4	5	1.3	5	0
1961	Jim Norton (S)	9	150	16.7	36	0
1962	Jim Norton (S)	8	75	9.4	36	0
1963	Fred Glick (S)	12	180	15.0	40	1
1964	Pete Jaquess (CB)	8	141	17.6	98t	1
1965	W.K. Hicks (CB)	9	156	17.3	31	0
1966	Jim Norton (S)	4	125	31.3	56	0
	Fred Glick (S)	4	47	11.8	41	0
1967	Miller Farr (CB)	10	264	26.4	67	3
1968	Ken Houston (S)	5	160	32.0	66t	2
1969	Miller Farr (CB)	6	48	8.0	35	0
1970	Zeke Moore (CB)	6	85	14.2	32	0
1971	Ken Houston (S)	9	220	24.4	48t	4
1972	Bob Atkins (S)	2	37	18.5	34	0
	John Charles (S)	2	6	3.0	6	0
1973	Guy Roberts (LB)	4	55	13.8	27	0
	Jeff Severson (S)	4	24	6.0	19	0
1974	Bob Atkins (S)	6	85	14.2	36	0
1975	Zeke Moore (CB)	5	137	27.4	74	0
1976	C.L. Whittington (S)	5	103	20.6	50	0
1977	Mike Reinfeldt (S)	5	78	15.6	30	0
1978	Willie Alexander (CB)	5	51	10.2	29	0
1979	Mike Reinfeldt (S)	12	205	17.1	39	0
1980	Jack Tatum (S)	7	100	14.3	35	0
1981	Greg Stemrick (CB)	3	94	31.3	38	0
	Carter Hartwig (DB)	3	78	26.0	36	0
1982	Robert Brazile (LB)	1	31	31.0	31	0
	Gregg Bingham (LB)	1	8	8.0	8	0
	Vernon Perry (S)	1	8	8.0	8	0
1983	Willie Tullis (DB)	5	65	13.0	44	0
1984	Willie Tullis (DB)	4	48	12.0	22	0
1985	Steve Brown (CB)	5	41	8.2	22	0
1986	Allen Lyday (S)	3	24	8.0	24	0
	Patrick Allen (CB)	3	20	6.7	18	0
1987	Keith Bostic (S)	6	-14	-2.3	7	0
1988	Jeff Donaldson (S)	4	29	7.3	23	0
1989	Steve Brown (CB)	5	54	10.8	41	0
1990	Richard Johnson (CB)	8	100	12.5	35	1
1991	Cris Dishman (CB)	6	61	10.2	43	0
1992	Jerry Gray (CB)	6	24	4.0	22	0
1993	Marcus Robertson (S)	7	137	19.6	69	0
1994	Darryll Lewis (CB)	5	57	11.4	20	0
1995	Darryll Lewis (CB)	6	145	24.2	98t	1
1996	Darryll Lewis (CB)	5	103	20.6	53	1
1997	Darryll Lewis (CB)	5	115	23.0	47t	1
	Marcus Robertson (S)	5	127	25.4	48	0
1998	Darryll Lewis (CB)	4	40	10.0	33	0
1999	Samari Rolle (CB)	4	65	16.3	30	0
2000	Samari Rolle (CB)	7	140	20.0	81t	1
2001	Andre Dyson (CB)	3	36	12.0	36	0
	Samari Rolle (CB)	3	3	1.0	3	0
2002	Lance Schulters (S)	6	56	9.3	28	0
2003	Samari Rolle (CB)	6	141	23.5	52	0
2004	Andre Dyson (CB)	6	135	22.5	44	0
2005	Reynaldo Hill (CB)	3	88	29.3	52t	1
2006	Chris Hope (S)	5	105	21.0	61t	1
2007	Keith Bulluck (LB)	5	63	12.6	35	0
2008	Michael Griffin (S)	7	172	24.6	83t	1
2009	Cortland Finnegan (CB)	5	194	38.8	80	1
2010	Michael Griffin (S)	4	50	12.5	28	0
2011	Michael Griffin (S)	2	0	0.0	0	0
	Jason McCourty (CB)	2	52	26.0	30	0
2012	Michael Griffin (S)	4	59	14.8	33	0
	Jason McCourty (CB)	4	29	7.3	28	0
2013	Alterraun Verner (CB)	5	68	13.6	34	1
2014	Jason McCourty (CB)	3	0	0.0	0	0
2015	Zach Brown (LB)	2	45	22.5	45	0
	Coty Sensabaugh (CB)	2	42	21.0	26t	1
2016	Perrish Cox (CB)	3	3	1.0	3	0
2017	Kevin Byard (S)	8	130	16.3	33	0
2018	Kevin Byard (S)	4	1	0.3	1	0
2019	Kevin Byard (S)	5	79	15.8	28	0

## SACKS

Year	Player	Total
1960	Don Floyd (DE)	4
1961	Doug Cline (LB)	6
1962	Ed Husmann (DT)	10
1963	Ed Husmann (DT)	5
	Gary Cutsinger (DE)	5
1964	Ed Husmann (DT)	4
	Don Floyd (DE)	4
1965	Gary Cutsinger (DE)	7
1966	Gary Cutsinger (DE)	5
1967	George Rice (DT)	6
1968	Pat Holmes (DE)	6
1969	Elvin Bethea (DE)	14
1970	Elvin Bethea (DE)	9.5
1971	Elvin Bethea (DE)	13
1972	Mike Tilleman (DT)	12
1973	Elvin Bethea (DE)	17
1974	Ted Washington (LB)	11
1975	Curly Culp (DT)	11.5
1976	Elvin Bethea (DE)	14.5
1977	James Young (DE)	7.5
1978	Elvin Bethea (DE)	8
1979	Jesse Baker (DE)	15.5
1980	Mike Stensrud (DE)	7
1981	Jesse Baker (DE)	10
1982	Jesse Baker (DE)	7.5
1983	Jesse Baker (DE)	5.5
1984	Jesse Baker (DE)	11
1985	Jesse Baker (DE)	5.5
1986	Ray Childress (DE)	5
1987	Ray Childress (DE)	6
1988	Ray Childress (DE)	8.5
	William Fuller (DE)	8.5
1989	Ray Childress (DE)	8.5
1990	Sean Jones (DE)	12.5
1991	William Fuller (DE)	15
1992	Ray Childress (DE)	13
1993	Sean Jones (DE)	13
1994	Lamar Lathon (DE)	8.5
1995	Anthony Cook (DE)	4.5
	Henry Ford (DE)	4.5
1996	Anthony Cook (DE)	7.5
1997	Kenny Holmes (DE)	7
	Gary Walker (DT)	7
1998	Lonnie Marts (LB)	4
1999	Jevon Kearse (DE)	14.5
2000	Jevon Kearse (DE)	11.5
2001	Jevon Kearse (DE)	10.0
2002	Kevin Carter (DE)	10.0
2003	Jevon Kearse (DE)	9.5
2004	Kevin Carter (DE)	6.0
2005	Kyle Vanden Bosch (DE)	12.5
2006	Kyle Vanden Bosch (DE)	6.5
2007	Kyle Vanden Bosch (DE)	12
2008	Albert Haynesworth (DT)	8.5
2009	Jacob Ford (DE)	5.5
2010	Jason Babin (DE)	12.5
2011	Karl Klug (DT)	7.0
2012	Derrick Morgan (DE)	6.5
2013	Jurrell Casey (DT)	10.5
2014	Derrick Morgan (OLB)	6.5
2015	Jurrell Casey (DT)	7.0
	Brian Orakpo (OLB)	7.0
2016	Brian Orakpo (OLB)	10.5
2017	Derrick Morgan (OLB)	7.5
2018	Jurrell Casey (DT)	7.0
2019	Harold Landry III (OLB)	9.0



## YEAR-BY-YEAR LEADERS

### TACKLES (SINCE 1974)

Year	Player	Solo	Assist	Total
1974	Gregg Bingham (LB)	128	78	206
1975	Gregg Bingham (LB)	110	75	185
1976	Gregg Bingham (LB)	100	91	191
1977	Gregg Bingham (LB)	95	95	190
1978	Gregg Bingham (LB)	109	114	223
1979	Gregg Bingham (LB)	100	103	203
1980	Gregg Bingham (LB)	112	100	212
1981	Gregg Bingham (LB)	112	60	172
1982	Daryl Hunt (LB)	61	24	85
1983	Gregg Bingham (LB)	87	48	135
1984	Robert Abraham (LB)	106	92	198
1985	Avon Riley (LB)	80	67	147
1986	John Grimsley (LB)	112	87	199
1987	Al Smith (LB)	46	56	102
1988	John Grimsley (LB)	70	45	115
1989	John Grimsley (LB)	73	30	103
1990	Al Smith (LB)	78	26	104
1991	Al Smith (LB)	101	45	146
1992	Al Smith (LB)	70	52	122
1993	Al Smith (LB)	67	28	95
1994	Al Smith (LB)	97	45	142
1995	Blaine Bishop (S)	75	22	97
1996	Blaine Bishop (S)	73	36	100
1997	Barron Wortham (LB)	61	36	97
1998	Joe Bowden (LB)	88	57	145

Year	Player	Solo	Assist	Total
1999	Blaine Bishop (S)	83	30	113
	Eddie Robinson (LB)	64	49	113
2000	Randall Godfrey (LB)	97	72	169
2001	Randall Godfrey (LB)	79	32	111
2002	Keith Bulluck (LB)	116	64	180
2003	Keith Bulluck (LB)	110	61	171
2004	Keith Bulluck (LB)	108	63	171
2005	Keith Bulluck (LB)	106	44	150
2006	Keith Bulluck (LB)	107	54	161
2007	David Thornton (LB)	97	43	140
2008	Keith Bulluck (LB)	83	37	120
2009	Stephen Tulloch (LB)	95	37	132
2010	Stephen Tulloch (LB)	121	48	169
2011	Jordan Babineaux (S)	81	36	117
2012	Akeem Ayers (LB)	79	31	110
2013	Bernard Pollard (S)	93	49	142
2014	Wesley Woodyard (LB)	66	68	134
2015	Avery Williamson (LB)	79	58	137
2016	Avery Williamson (LB)	76	73	149
2017	Wesley Woodyard (LB)	104	68	172
2018	Wesley Woodyard (LB)	85	39	124
2019	Rashaan Evans (LB)	84	55	139

## INDIVIDUAL RECORDS: SERVICE

### Number of Games Played in Regular Season

1960-77: 14 games

1978-81, 1983-86, 1988-present: 16 games

1982: 9 games

1987: 15 games

### Most Seasons

19	Bruce Matthews, 1983-2001
16	Elvin Bethea, 1968-83
13	Brad Hopkins, 1993-2005
12	Gregg Bingham, 1973-84
12	Mike Munchak, 1982-93
12	Craig Hentrich, 1998-09

### Most Seasons, Active

12	<b>Brett Kern</b> , 2009-20
7	<b>DaQuan Jones</b> , 2014-20
7	<b>Taylor Lewan</b> , 2014-20

### Most Games Played

296	Bruce Matthews, 1983-2001
210	Elvin Bethea, 1968-83
194	Brad Hopkins, 1993-2005
178	<b>Brett Kern</b> , 2009-20
177	Craig Hentrich, 1998-2009
173	Gregg Bingham, 1973-84

160	Ray Childress, 1985-95
159	Mike Munchak, 1982-93
157	Keith Bulluck, 2000-09
152	Benji Olson, 1998-2007
151	Al Del Greco, 1991-2000
148	Michael Roos, 2005-14
147	Robert Brazile, 1975-84
146	Ted Thompson, 1975-84
145	Zeke Moore, 1967-77
144	Rob Bironas, 2005-13
144	Ken Burrough, 1971-81
141	Michael Griffin, 2007-15
141	Warren Moon, 1984-93

### Most Games Played, Active

178	<b>Brett Kern</b> , 2009-20
94	<b>DaQuan Jones</b> , 2014-20

### Most Consecutive Games Played

232	Bruce Matthews, 1987-2001
177	<b>Brett Kern</b> , 2009-20
147	Robert Brazile, 1975-84
146	Craig Hentrich, 1998-2007
144	Rob Bironas, 2005-13
135	Beau Brinkley, 2012-20
135	Elvin Bethea, 1968-77

135	Keith Bulluck, 2000-09
134	Gregg Bingham, 1973-81
128	Eddie George, 1996-2003

### Most Consecutive Games Played, Active

75	<b>Kevin Byard</b> , 2016-20
43	<b>DaQuan Jones</b> , 2018-20

### Most Consecutive Games Started

229	Bruce Matthews, 1987-2001
147	Robert Brazile, 1975-84
135	Elvin Bethea, 1968-77
134	Gregg Bingham, 1973-81
128	Eddie George, 1996-2003
127	Keith Bulluck, 2001-09

### Most Consecutive Games Started, Active

66	<b>Kevin Byard</b> , 2016-20
43	<b>DaQuan Jones</b> , 2018-20
30	<b>Harold Landry III</b> , 2018-20
27	<b>Rashaan Evans</b> , 2019-20

## INDIVIDUAL RECORDS: SCORING

### Most Seasons Leading Team

9	Rob Bironas, 2005-13
9	Al Del Greco, 1992-2000
7	George Blanda, 1960-66
5	Ryan Succop, 2014-18
5	Tony Zendejas, 1985-90

### Most Consecutive Seasons Leading Team

9	Rob Bironas, 2005-13
9	Al Del Greco, 1992-2000
7	George Blanda, 1960-66

5	Ryan Succop, 2014-18
5	Tony Zendejas, 1985-89

## POINTS

### Career

1,060	Al Del Greco, 1991-2000 (322 PAT, 246 FG)
1,032	Rob Bironas, 2005-13 (315 PAT, 239 FG)

598	George Blanda, 1960-66 (4 TD, 301 PAT, 91 FG)
548	Tony Zendejas, 1985-90 (197 PAT, 117 FG)
529	Ryan Succop, 2014-19 (178 PAT, 117 FG)
450	Eddie George, 1996-2003 (74 TD, 3 two-point)
438	Earl Campbell, 1978-84 (73 TD)



## INDIVIDUAL RECORDS: SCORING

### Season

136	Ryan Succop, 2017 (31 PAT, 35 FG)
136	Al Del Greco, 1998 (28 PAT, 36 FG)
133	Rob Bironas, 2007 (28 PAT, 35 FG)
131	Al Del Greco, 1996 (35 PAT, 32 FG)
127	Rob Bironas, 2008 (40 PAT, 29 FG)
126	Al Del Greco, 1993 (39 PAT, 29 FG)
123	Gary Anderson, 2003 (42 PAT, 27 FG)

### Most Seasons, 100 or More Points

8	Al Del Greco, 1992-93, 1995-2000
7	Rob Bironas, 2007-13
3	Ryan Succop, 2016-18
2	George Blanda, 1960-61
2	Tony Zendejas, 1988-89

### Season, Rookie

92	Tony Zendejas, 1985 (29 PAT, 21 FG)
86	Roy Gerela, 1969 (29 PAT, 19 FG)
72	Bill Groman, 1960 (12 TD)

### Game

30	Billy Cannon, @ N.Y. Titans, 12/10/61 (5 TD)
26	Rob Bironas, @ Hou., 10/21/07 (8 FG, 2 PAT)
26	George Blanda, vs. L.A. Chargers, 9/18/60 (3 TD, 5 PAT, 1 FG)

### Game, Opponent

24	Art Powell, @ Oakland, 12/22/63
24	Corey Dillon, @ Cincinnati, 12/4/97
19	Robbie Gould, @ San Francisco, 12/17/17
19	Cody Parkey, @ Philadelphia, 11/23/14
19	Horst Muhlmann, vs. Cincinnati, 12/17/72

### Most Consecutive Games Scoring

67	Al Del Greco, 1994-00
46	Rob Bironas, 2006-08

## TOUCHDOWNS

### Career

74	Eddie George, 1996-2003
73	Earl Campbell, 1978-84
58	Chris Johnson, 2008-13
53	Derrick Henry, 2016-20
51	Charlie Hennigan, 1960-66
48	Kenny Burrough, 1971-81
	Ernest Givins, 1986-94

### Season

19	Earl Campbell, 1979
18	Derrick Henry, 2019
18	Bill Groman, 1961

### Game

5	Billy Cannon, @ N.Y. Titans, 12/10/61
---	---------------------------------------

### Game, Opponent

4	Art Powell, @ Oakland, 12/22/63
4	Bob Hayes, @ Dallas, 12/20/70
4	Corey Dillon, @ Cincinnati, 12/4/97
3	21 times, last by Antonio Brown, @ Pittsburgh, 11/16/17

### Most Consecutive Team Games Scoring TD

8	Bill Groman, 1961
6	DeMarco Murray, 2016
5	Derrick Henry, 2020
5	Derrick Henry, 2019
5	Hoyle Granger, 1967
5	Ken Burrough, 1977
5	Earl Campbell, 1979
5	Earl Campbell, 1983
5	Chris Sanders, 1995
5	Eddie George, 1998-99
5	Kenny Britt, 2010

## POINTS AFTER TOUCHDOWNS

### Career

322	Al Del Greco, 1991-2000
315	Rob Bironas, 2005-13
301	George Blanda, 1960-66
197	Tony Zendejas, 1985-90
178	Ryan Succop, 2014-19
149	Toni Fritsch, 1977-81

### Season

64	George Blanda, 1961
48	George Blanda, 1962
	Tony Zendejas, 1988

### Game

8	George Blanda, vs. N.Y. Titans, 10/14/62
7	George Blanda, @ Denver, 11/5/61
7	George Blanda, vs. N.Y. Titans, 11/19/61
7	George Blanda, @ Oakland, 12/22/63
7	Teddy Garcia, vs. Cleveland, 12/9/90

### Most Made, Opponent, Game

8	Stephen Gostkowski, @ New England, 10/18/09
7	Mason Crosby, @ Green Bay, 12/23/12
7	Cotton Davidson, @ Oakland, 12/22/63
7	Horst Muhlmann, vs. Cincinnati, 12/17/72
7	Jim Breech, @ Cincinnati, 12/17/89
7	Sebastian Janikowski, @ Oakland, 9/29/02
7	Lawrence Tynes, vs. Kansas City, 12/13/04

### Most Consecutive PATs

285	Rob Bironas, 2006-13
229	Al Del Greco, 1993-2000
79	Gary Anderson, 2003-04
76	Al Del Greco, 1991-93
75	Skip Butler, 1972-76

### Most Two-Point Conversions, Career

3	Eddie George, 1996-2003
3	Haywood Jeffires, 1987-95
3	Steve McNair, 1995-2005

### Most Two-Point Conversions, Season

3	Haywood Jeffires, 1994
---	------------------------

### Most Two-Point Conversions, Game

1	32 times, last by Ryan Tannehill at Baltimore, 11/22/20 (run)
---	---

### Most Two-Point Conversions, Opponent, Game

2	Charles Johnson @ Pittsburgh, 11/1/98 (pass, pass)
---	--

## FIELD GOALS

### Most Attempted, Career

295	Al Del Greco, 1991-2000
279	Rob Bironas, 2005-13
187	George Blanda, 1960-66
163	Tony Zendejas, 1985-90
140	Ryan Succop, 2014-19
122	Skip Butler, 1972-77

### Most Attempted, Season

42	Ryan Succop, 2017
40	Roy Gerela, 1969
39	Al Del Greco, 1998
39	Rob Bironas, 2007
38	Al Del Greco, 1996
37	Tony Zendejas, 1989
35	Al Del Greco, 1997

### Most Attempted, Game

8	Rob Bironas, @ Houston, 10/21/07
6	George Blanda, vs. N.Y. Titans, 10/9/60
6	George Blanda, vs. Denver, 9/14/63
6	Skip Butler, @ Cleveland, 10/12/75
6	Al Del Greco, vs. Atlanta, 12/5/93
6	Stephen Gostkowski, @ Minnesota, 9/27/20

### Most Attempted, Opponent, Game

7	Tom Dempsey, Philadelphia, 11/12/72
6	Roy Gerela, Pittsburgh, 12/9/73
6	Jim Breech, @ Cincinnati, 11/1/87
6	John Carney, @ San Diego, 9/19/93
6	Sebastian Janikowski, @ Oakland, 11/24/13
6	Robbie Gould, @ San Francisco, 12/17/17
6	Cody Parkey, @ Philadelphia, 11/23/14
6	Blair Walsh, Minnesota, 9/11/16

### Most Made, Career

246	Al Del Greco, 1991-2000
239	Rob Bironas, 2005-13
117	Ryan Succop, 2014-19
117	Tony Zendejas, 1985-90
91	George Blanda, 1960-66
81	Toni Fritsch, 1977-81

### Most Made, Season

36	Al Del Greco, 1998
35	Ryan Succop, 2017
35	Rob Bironas, 2007
32	Al Del Greco, 1996
29	Al Del Greco, 1993
29	Rob Bironas, 2008
29	Rob Bironas, 2011

### Most Made, Game

* 8	Rob Bironas, @ Houston, 10/21/07
-----	----------------------------------

## INDIVIDUAL RECORDS: SCORING

6	<b>Stephen Gostkowski</b> , @ Minnesota, 9/27/20
5	Ryan Succop, vs. Indianapolis, 10/16/17
5	Al Del Greco, @ Philadelphia, 12/3/2000
5	Roy Gerela, vs. Miami, 9/28/69

\* Denotes NFL Record

### Most Made, Opponent, Game

6	Robbie Gould, @ San Francisco, 12/17/17
6	Tom Dempsey, vs. Philadelphia, 11/12/72
6	John Carney, @ San Diego, 9/19/93
5	8 times, last by Jason Myers, vs. N.Y. Jets, 12/2/18

### Most Consecutive Field Goals Made

20	Al Del Greco, 1998-99
20	Rob Bironas, 2007-08
20	Rob Bironas, 2010
20	Rob Bironas, 2011-12
19	Ryan Succop, 2016-17
19	Rob Bironas, 2007
18	Al Del Greco, 1995-96
16	Ryan Succop, 2017
15	Ryan Succop, 2014-15
14	Al Del Greco, 1999-2000
14	Rob Bironas, 2011

### Most Consecutive Games With Field Goal Made

20	Rob Bironas, 2009-10
19	Rob Bironas, 2006-07
13	Rob Bironas, 2011-12

12	Al Del Greco, 1998
12	Gary Anderson, 2003
12	Rob Bironas, 2008
10	George Blanda, 1964-65
10	George Blanda, 1966
10	Ryan Succop, 2016-17

### Longest Field Goal

60	Rob Bironas, vs. Indianapolis, 12/3/06
56	Al Del Greco, vs. San Francisco, 10/27/96
56	Rob Bironas, @ Denver, 11/19/07
55	<b>Stephen Gostkowski</b> , @ Minnesota, 9/27/20
55	Rob Bironas, vs. Denver, 10/3/10
55	Rob Bironas, vs. Houston, 12/29/13
55	George Blanda, vs. San Diego, 12/3/61
54	<b>Stephen Gostkowski</b> , @ Minnesota, 9/27/20
54	George Blanda, @ Oakland, 11/11/62
54	Skip Butler, @ Buffalo, 9/19/76
54	Al Del Greco, vs. Kansas City, 9/20/92
54	Ryan Succop, @ Buffalo, 10/7/18

### Longest Field Goal, Opponent

64	Matt Prater, @ Denver, 12/8/13
56	Jason Myers, @ Jacksonville, 12/24/16
56	Jason Elam, Denver, 11/26/95
55	Chris Bahr, @ Cincinnati, 9/23/79
55	Matt Stover, Cleveland, 11/17/91
54	Jan Stenerud, Kansas City, 9/9/67

54	Gary Anderson, Pittsburgh, 12/8/91
54	Matt Bahr, @ N.Y. Giants, 12/21/91
54	Ryan Longwell, Green Bay, 12/16/01
54	Zane Gonzalez, @ Cleveland, 10/22/17
54	Jason Myers, vs. N.Y. Jets, 12/2/18

### Highest Field Goal Percentage, Career (100 made)

85.7	Rob Bironas, 2005-13, (239 of 279)
83.6	Ryan Succop, 2014-19 (117 of 140)
83.4	Al Del Greco, 1991-2000, (246 of 295)

### Season

92.3	Al Del Greco, 1998 (36 of 39)
92.3	Rob Bironas, 2010 (24 of 26)
91.7	Ryan Succop, 2016 (22 of 24)
90.6	Rob Bironas, 2011 (29 of 32)
89.7	Rob Bironas, 2007 (35 of 39)
87.9	Rob Bironas, 2008 (29 of 33)
87.5	Ryan Succop, 2015 (14 of 16)
87.1	Gary Anderson, 2003 (27 of 31)
87.1	Al Del Greco, 1995 (27 of 31)
86.7	Ryan Succop, 2018 (26 of 30)

## SAFETIES

### Most Safeties, Career

2	Elvin Bethea (1968-83)
2	James Young (1977-79)

### Most Safeties, Game

1	41 times, last by Cameron Wake at Cleveland (9/8/19), sack in end zone
---	--

## INDIVIDUAL RECORDS: RUSHING

### Most Seasons Leading Team

8	Eddie George, 1996-2003
6	Earl Campbell, 1978-84
6	Chris Johnson, 2008-13
4	Mike Rozier, 1985-90

### Most Consecutive Seasons Leading Team

8	Eddie George, 1996-2003
6	Earl Campbell, 1978-83
6	Chris Johnson, 2008-13
4	Mike Rozier, 1985-88

## ATTEMPTS

### Career

2,733	Eddie George, 1996-2003
1,979	Earl Campbell, 1978-84
1,742	Chris Johnson, 2008-13
1,060	<b>Derrick Henry</b> , 2016-20
1,000	Lorenzo White, 1988-94
910	Mike Rozier, 1985-90
907	Charles Tolar, 1960-66
773	Hoyle Granger, 1966-70, 72

### Season

403	Eddie George, 2000
373	Earl Campbell, 1980
368	Earl Campbell, 1979
361	Earl Campbell, 1981

### Game

39	Earl Campbell, vs. Seattle, 10/11/81
----	--------------------------------------

38	Earl Campbell, @ Kansas City, 10/12/80
37	Earl Campbell, vs. Cincinnati, 10/4/81

### Game, Opponent

39	Corey Dillon, @ Cincinnati, 12/4/97
34	Rodney Hampton, N.Y. Giants, 11/21/94
33	Le'Veon Bell, Pittsburgh, 11/17/14
32	Greg Pruitt, Cleveland, 12/3/81
32	Tony Collins, @ New England, 11/28/82
32	Melvin Gordon, @ San Diego, 11/6/16

## YARDS GAINED

### Career

10,009	Eddie George, 1996-2003
8,574	Earl Campbell, 1978-84
7,965	Chris Johnson, 2008-13
5,090	<b>Derrick Henry</b> , 2016-20
4,079	Lorenzo White, 1988-94
3,514	Hoyle Granger, 1966-70, 72
3,439	Steve McNair, 1995-05
3,426	Mike Rozier, 1985-90

### Season

2,006	Chris Johnson, 2009
1,934	Earl Campbell, 1980
1,697	Earl Campbell, 1979

1,540	<b>Derrick Henry</b> , 2019
1,509	Eddie George, 2000
1,450	Earl Campbell, 1978

### Season, Rookie

1,450	Earl Campbell, 1978
1,368	Eddie George, 1996
1,228	Chris Johnson, 2008
947	Rodney Thomas, 1995
756	Sid Blanks, 1964
652	Rob Carpenter, 1977

### Game

238	<b>Derrick Henry</b> vs. Jacksonville, 12/6/18
228	Chris Johnson vs. Jacksonville, 11/1/09
216	Billy Cannon, @ N.Y. Titans, 12/10/61
216	Eddie George, vs. Oakland, 8/31/97
212	<b>Derrick Henry</b> , vs. Houston, 10/18/20
211	<b>Derrick Henry</b> , @ Houston, 12/29/19
206	Earl Campbell, @ Chicago, 11/16/80

### Game, Opponent

246	Corey Dillon, @ Cincinnati, 12/4/97
215	Eric Dickerson, @ L.A. Rams, 12/9/84
204	Le'Veon Bell, Pittsburgh, 11/17/14

## INDIVIDUAL RECORDS: RUSHING

201 James Brooks, @ Cincinnati, 12/23/90

## Longest Run

99 **Derrick Henry** vs. Jacksonville, 12/6/18 (TD)  
 94 **Derrick Henry** vs. Houston, 10/18/20 (TD)  
 94 Chris Johnson vs. N.Y. Jets, 12/17/12 (TD)  
 91 Chris Johnson vs. Houston, 9/20/09 (TD)  
 91 Sid Blanks vs. N.Y. Jets, 12/13/64 (TD)  
 89 Chris Johnson vs. Jacksonville, 11/1/09 (TD)  
 87 Marcus Mariota vs. Jacksonville, 12/6/15 (TD)  
 85 Chris Johnson vs. Arizona, 11/29/09 (TD)  
 83 Chris Johnson @ Buffalo, 10/21/12 (TD)  
 81 Earl Campbell vs. Miami, 11/20/78 (TD)

## Longest Run, Opponent

97 Lamar Miller, @ Houston, 11/26/18 (TD)  
 91 Wilbert Montgomery, @ Philadelphia, 12/19/82 (TD)  
 80 Donald Brown, @ Indianapolis, 12/18/11 (TD)  
 80 Corey Dillon at Cincinnati, 10/8/2000 (TD)  
 80 Wray Carlton, vs. Buffalo, 12/5/65 (TD)  
 79 Bill Mathis, @ N.Y. Jets, 11/21/65

## Most Seasons, 1,000 or More Yards

7 Eddie George, 1996-2000, 2002-03  
 6 Chris Johnson, 2008-13  
 5 Earl Campbell, 1978-81, 1983  
 3 **Derrick Henry**, 2018-20  
 1 Nine players, last by DeMarco Murray in 2016

## Most Consecutive Seasons, 1,000 or More Yards

6 Chris Johnson, 2008-13  
 5 Eddie George, 1996-2000  
 4 Earl Campbell, 1978-81

3 **Derrick Henry**, 2018-20  
 2 Eddie George, 2002-03

## Most Games, 200 or More Yards, Season

4 Earl Campbell, 1980  
 1 Six times, last by **Derrick Henry**, 2020

## Most Games, 100 or More Yards, Career

39 Earl Campbell, 1978-84  
 36 Eddie George, 1996-03  
 35 Chris Johnson, 2008-13  
 17 **Derrick Henry**, 2016-20  
 11 Hoyle Granger, 1966-70, 1972  
 8 Mike Rozier, 1985-90

## Most Games, 100 or More Yards, Season

12 Chris Johnson, 2009  
 11 Earl Campbell, 1979  
 10 Earl Campbell, 1980  
 8 Chris Johnson, 2010  
 8 Eddie George, 1997  
 7 **Derrick Henry**, 2020  
 7 Hoyle Granger, 1967  
 7 Earl Campbell, 1978, 1983

## Most Consecutive Games, 100 or More Yards

12 Chris Johnson, 2009-10  
 7 Earl Campbell, 1979  
 6 Earl Campbell, 1980  
 5 Eddie George, 1998

## AVERAGE GAIN

## Career (Minimum 750 attempts)

4.80 **Derrick Henry** (2016-20)  
 4.57 Chris Johnson (2008-13)  
 4.56 Hoyle Granger (1966-70, 1972)  
 4.33 Earl Campbell (1978-84)  
 4.08 Lorenzo White (1988-94)

## Season

5.60 Chris Johnson, 2009  
 5.21 Sid Blanks, 1964  
 5.18 Earl Campbell, 1980  
 5.14 Gary Brown, 1993  
 5.08 **Derrick Henry**, 2019  
 5.05 Hoyle Granger, 1967

## TOUCHDOWNS

## Career

73 Earl Campbell, 1978-84  
 64 Eddie George, 1996-2003  
 50 **Derrick Henry**, 2016-20  
 50 Chris Johnson, 2008-13  
 36 Steve McNair, 1995-2005  
 29 Lorenzo White, 1988-94  
 27 Mike Rozier, 1985-90

## Season

19 Earl Campbell, 1979  
 16 **Derrick Henry**, 2019  
 15 LenDale White, 2008  
 14 Eddie George, 2000  
 14 Chris Johnson, 2009

## Season, Rookie

13 Earl Campbell, 1978

## Game

4 **Derrick Henry**, vs. Jacksonville, 12/6/18  
 4 Earl Campbell, vs. Miami, 11/20/78  
 4 Lorenzo White, vs. Cleveland, 12/9/90

## Game, Opponent

4 Corey Dillon, @ Cincinnati, 12/4/97  
 3 12 times, last by Marshall Faulk, @ Ind., 9/4/94

## Most Consecutive Games, Rushing Touchdown

6 Earl Campbell, 9/4/83–10/16/83  
 5 **Derrick Henry**, 9/27/20–11/1/20  
 5 **Derrick Henry**, 11/3/19–12/8/19  
 5 Earl Campbell, 9/16/79–10/14/79  
 5 DeMarco Murray, 10/16/16–11/13/16  
 4 (Seven times, last by **Derrick Henry**, 12/2/18–12/22/18)

## INDIVIDUAL RECORDS: PASSING

## Most Seasons Leading Team

10 Warren Moon, 1984-93  
 9 Dan Pastorini, 1971-79  
 8 Steve McNair, 1997-2003, 2005

## Most Consecutive Seasons Leading Team

10 Warren Moon, 1984-93  
 9 Dan Pastorini, 1971-79  
 7 George Blanda, 1960-66  
 7 Steve McNair, 1997-2003

## ATTEMPTS

## Career

4,546 Warren Moon, 1984-93  
 3,871 Steve McNair, 1995-2005  
 2,784 George Blanda, 1960-66  
 2,767 Dan Pastorini, 1971-79  
 1,765 Marcus Mariota, 2015-19

1,190 Vince Young, 2006-10  
 1,081 Kerry Collins, 2006-10  
 824 Pete Beathard, 1967-69  
 739 Ken Stabler, 1980-81

## Season

655 Warren Moon, 1991  
 584 Warren Moon, 1990  
 520 Warren Moon, 1993  
 518 Matt Hasselbeck, 2011  
 505 George Blanda, 1964  
 492 Steve McNair, 1998  
 492 Steve McNair, 2002

## Game

68 George Blanda, @ Buffalo, 11/1/64  
 60 George Blanda, vs. Oakland, 11/7/65  
 60 Billy Volek, @ Oakland, 12/19/04

## Game, Opponent

61 Colt McCoy, @ Cleveland, 10/2/11  
 59 Peyton Manning, @ Denver, 12/8/13  
 54 Matt Barkley, @ Chicago, 11/27/16  
 54 Blake Bortles, Jacksonville, 10/27/16  
 54 Matt Schaub, Houston, 12/19/10  
 54 Eric Zeier, @ Cleveland, 11/5/95  
 53 (four times, last by Matt Ryan, @ Atlanta, 9/29/19)

## COMPLETIONS

## Career

2,632 Warren Moon, 1984-93  
 2,305 Steve McNair, 1995-2005  
 1,426 Dan Pastorini, 1971-79  
 1,347 George Blanda, 1960-66  
 1,110 Marcus Mariota, 2015-19  
 689 Vince Young, 2006-10

## INDIVIDUAL RECORDS: PASSING

613 Kerry Collins, 2006-10  
458 Ken Stabler, 1980-81

### Season

404 Warren Moon, 1991  
362 Warren Moon, 1990  
319 Matt Hasselbeck, 2011  
303 Warren Moon, 1993  
301 Steve McNair, 2002  
293 Ken Stabler, 1980

### Game

41 Warren Moon, vs. Dallas, 11/10/91  
40 Billy Volek, @ Oakland, 12/19/04  
39 Billy Volek, @ San Diego, 10/3/04  
37 George Blanda, @ Buffalo, 11/1/64  
36 Ryan Fitzpatrick, vs. Arizona, 12/15/13  
36 Warren Moon, vs. Seattle, 11/7/93

### Game, Opponent

40 Colt McCoy, @ Cleveland, 10/2/11  
39 Peyton Manning, @ Denver, 12/8/13  
37 Peyton Manning, @ Indianapolis, 11/3/02  
36 Tim Couch, Cleveland, 9/22/02  
36 Peyton Manning, Indianapolis, 10/11/09  
36 Drew Brees, New Orleans, 12/11/11  
36 Patrick Mahomes, Kansas City, 11/10/19  
36 Nick Foles, Chicago, 11/8/20

### Consecutive Completions in a Game (Since 1997)

19 Marcus Mariota, @ Houston, 11/26/18  
15 Marcus Mariota, vs. Philadelphia, 9/30/18

### Consecutive Completions to Begin a Game (Since 1997)

19 Marcus Mariota, @ Houston, 11/26/18  
10 Marcus Mariota, vs. Green Bay, 11/13/16  
10 Steve McNair, @ New England, 9/20/98

## COMPLETION PERCENTAGE

### Career (Minimum 1,500 attempts)

62.9 Marcus Mariota, 2015-19 (1,110 of 1,765)  
59.5 Steve McNair, 1995-2005 (2,305 of 3,871)  
57.9 Warren Moon, 1984-93 (2,632 of 4,546)  
51.5 Dan Pastorini, 1971-79 (1,426 of 2,767)  
48.4 George Blanda, 1960-66 (1,347 of 2,784)

### Season

70.3 **Ryan Tannehill**, 2019 (201 of 286)  
68.9 Marcus Mariota, 2018 (228 of 331)  
65.6 Cody Carlson, 1992 (149 of 227)  
64.7 Warren Moon, 1992 (224 of 346)  
64.5 Ken Stabler, 1980 (293 of 454)  
63.2 Chris Chandler, 1995 (225 of 356)  
62.6 Steve McNair, 2000 (248 of 396)

62.5 Steve McNair, 2003 (250 of 400)

### Game (Min. 20 attempts)

95.7 Marcus Mariota, @ Houston, 11/26/18 (22 of 23)  
88.5 Chris Chandler, @ Cincinnati, 9/24/95 (23 of 26)  
85.7 Ken Stabler, vs. Baltimore, 9/21/80 (18 of 21)  
82.6 Steve McNair, vs. Indianapolis, 12/8/02 (19 of 23)  
82.6 Warren Moon, vs. Miami, 10/1/89 (19 of 23)  
82.1 Ken Stabler, @ Cleveland, 9/15/80 (23 of 28)  
81.8 Marcus Mariota, vs. Jacksonville, 10/27/16 (18 of 22)  
80.0 Chris Chandler, @ Cleveland, 11/5/95 (16 of 20)

## YARDS GAINED

### Career

33,685 Warren Moon, 1984-93  
27,141 Steve McNair, 1995-2005  
19,149 George Blanda, 1960-66  
16,846 Dan Pastorini, 1971-79  
13,207 Marcus Mariota, 2015-19  
8,098 Vince Young, 2006-10  
6,804 Kerry Collins, 2006-10  
5,350 **Ryan Tannehill**, 2019-20  
5,190 Ken Stabler, 1980-81  
5,128 Pete Beathard, 1967-69

### Season

4,690 Warren Moon, 1991  
4,689 Warren Moon, 1990  
3,631 Warren Moon, 1989  
3,571 Matt Hasselbeck, 2011  
3,489 Warren Moon, 1986  
3,485 Warren Moon, 1993

### Game

527 Warren Moon, @ Kansas City, 12/16/90  
492 Billy Volek, @ Oakland, 12/19/04  
464 George Blanda, @ Buffalo, 10/29/61  
457 Jacky Lee, @ Boston, 10/13/61  
432 Warren Moon, vs. Dallas, 11/10/91

### Game, Opponent

446 Patrick Mahomes, Kansas City, 11/10/19  
425 Peyton Manning, @ Indianapolis, 12/5/04  
407 Tom Flores, @ Oakland, 12/22/63  
406 Tony Romo, @ Dallas, 10/10/10  
397 Peyton Manning, @ Denver, 12/8/13  
397 Matt Ryan, @ Atlanta, 9/29/19  
393 Andrew Luck, @ Indianapolis, 9/28/14  
389 Drew Brees, @ New Orleans, 11/8/15  
389 Jim McMahon, @ San Diego, 9/17/89

### Most Seasons, 3,000 or More Passing Yards

6 Warren Moon, 1984-93  
5 Steve McNair, 1998, 2001-03, 2005  
3 George Blanda, 1960-66

### Most Games, 400 or More Passing Yards, Career

4 Warren Moon, 1984-93  
2 Billy Volek, 2000-06  
2 George Blanda, 1960-66  
1 Ryan Fitzpatrick, 2013  
1 Jacky Lee, 1960-63; 1966-67  
1 Steve McNair, 1995-2005

### Most Games, 400 or More Passing Yards, Season

2 Billy Volek, 2004  
2 George Blanda, 1961  
2 Warren Moon, 1991

### Most Games, 300 or More Passing Yards, Career

38 Warren Moon, 1984-93  
15 George Blanda, 1960-66

### Most Games, 300 or More Passing Yards, Season

9 Warren Moon, 1990  
6 Warren Moon, 1991

### Most Consecutive Games, 300 or More Passing Yards

4 Warren Moon, 1990  
3 George Blanda, 1964  
3 Warren Moon, 1985  
3 Warren Moon, 1991

### Longest Pass Completion (All TDs)

98 Jacky Lee (to Willard Dewveall), vs. S.D., 11/25/62  
95 George Blanda (to Dick Compton), vs. Buffalo, 12/5/65  
92 Jacky Lee (to Bill Groman), vs. Denver, 11/20/60

### Longest Pass Completion, Opponent (All TDs)

94 Jack Kemp (to Glenn Bass), Buffalo, 10/11/64  
90 John McCormick (to Bob Scarpitto), @ Den 10/17/65

## TOUCHDOWN PASSES

### Career

196 Warren Moon, 1984-93  
165 George Blanda, 1960-66  
156 Steve McNair, 1995-2005  
96 Dan Pastorini, 1971-79

### Season

36 George Blanda, 1961  
33 Warren Moon, 1990  
27 George Blanda, 1962  
26 Marcus Mariota, 2016  
24 Steve McNair, 2003  
24 George Blanda, 1963  
24 George Blanda, 1960

### Game

7\* George Blanda, vs. N.Y. Titans, 11/19/61  
6 George Blanda, vs. N.Y. Titans, 10/14/62  
5 Steve McNair, vs. Jacksonville, 12/26/99



## INDIVIDUAL RECORDS: PASSING

5	Warren Moon, at Cincinnati, 10/11/92
5	Warren Moon, at Cleveland, 11/18/90
5	Warren Moon, vs. Cincinnati, 10/14/90

\* Tied for NFL record

### Game, Opponent

6	Tom Flores, @ Oakland, 12/22/63
6	Tom Brady, @ New England, 10/18/09
6	Ryan Fitzpatrick, @ Houston, 11/30/14
5	Joe Namath, @ N.Y. Jets, 9/18/66
5	Craig Morton, @ Dallas, 12/20/70
5	Jim Kelly, Buffalo, 9/24/89
5	Kerry Collins, @ Oakland, 12/19/04
5	Ben Roethlisberger, @ Pittsburgh, 10/9/11
5	Blake Bortles, Jacksonville, 12/6/15

### Most Consecutive Games, Touchdown Pass

23	Steve McNair, 2001-2002
21	Warren Moon, 1990-91
17	Warren Moon, 1992-93
14	George Blanda, 1964-65

## HAD INTERCEPTED

### Career

189	George Blanda, 1960-66
166	Warren Moon, 1984-93
139	Dan Pastorini, 1971-79

### Season

42	George Blanda, 1962
28	Ken Stabler, 1980
26	Warren Moon, 1986

### Game

6	George Blanda, @ Buffalo, 9/9/62
6	George Blanda, vs. Denver, 11/14/65

### Game, Opponent

6	Joe Namath, @ N.Y. Jets, 10/15/67
6	Bobby Hebert, Atlanta, 12/5/93
5	Rick Norton, @ Miami, 11/23/69
5	Keith Null, St. Louis, 12/13/09
4	8 times, last by Mark Sanchez, N.Y. Jets, 12/17/12

### Most Consecutive Passes Attempted, No INT's

205	Marcus Mariota, 2018-19
161	Kerry Collins, 2008
159	Jake Locker, 2012-13
154	Billy Joe Tolliver, 1994

### Most Attempts, No Interceptions, Game

56	Warren Moon, vs. Dallas, 11/10/91
----	-----------------------------------

## PASSER RATING

### Career (minimum 1,500 attempts)

89.6	Marcus Mariota, 2015-19
83.3	Steve McNair, 1995-05

80.4	Warren Moon, 1984-93
62.5	George Blanda, 1960-66
61.0	Dan Pastorini, 1971-79

### Season (minimum 14 att. per team game)

117.5	Ryan Tannehill, 2019
100.4	Steve McNair, 2003
96.8	Warren Moon, 1990
95.6	Marcus Mariota, 2016
92.3	Marcus Mariota, 2018
91.5	Marcus Mariota, 2015
91.3	George Blanda, 1961
90.2	Steve McNair, 2001

### Game (minimum 20 attempts)

158.3	Chris Chandler, @ Cincinnati, 9/24/95
149.8	Marcus Mariota, vs. Green Bay, 11/13/16
148.1	Marcus Mariota, vs. Jacksonville, 10/27/16
147.7	Marcus Mariota, @ Houston, 11/26/18
146.8	Steve McNair, vs. Houston, 10/12/03
146.1	Warren Moon, @ Cleveland, 11/18/90
145.7	Ryan Tannehill, vs. Jacksonville, 9/20/20
145.1	Warren Moon, vs. Buffalo, 11/26/90
143.1	Chris Chandler, vs. Denver, 11/26/95

## INDIVIDUAL RECORDS: PASS RECEIVING

## RECEPTIONS

### Most Seasons Leading Team

7	Ken Burrough, 1971-81
5	Haywood Jeffires, 1987-95
5	Frank Wycheck, 1996-2000

### Most Consecutive Seasons Leading Team

6	Ken Burrough, 1974-79
5	Frank Wycheck, 1996-2000
4	Delanie Walker, 2014-2017
4	Charlie Hennigan, 1961-64
4	Derrick Mason, 2001-04
3	Alvin Reed, 1968-70

### Career

542	Ernest Givins, 1986-94
515	Haywood Jeffires, 1987-95
482	Frank Wycheck, 1995-2002
480	Drew Hill, 1985-91
453	Derrick Mason, 1997-2004
410	Charlie Hennigan, 1960-66
408	Ken Burrough, 1971-81

### Season

101	Charlie Hennigan, 1964
100	Haywood Jeffires, 1991
96	Derrick Mason, 2004
95	Derrick Mason, 2003
94	Delanie Walker, 2015
94	Kendall Wright, 2013
90	Drew Hill, 1991
90	Haywood Jeffires, 1992

### Game

13	Charlie Hennigan, @ Boston, 10/13/61
13	Haywood Jeffires, @ N.Y. Jets, 10/13/91
13	Drew Bennett, @ Oakland, 12/19/04
12	Sid Blanks, @ San Diego, 9/12/64
12	Charlie Hennigan, @ Buffalo, 11/1/64
12	Charlie Hennigan, vs. Boston, 11/29/64
12	Derrick Mason, vs. Baltimore, 11/12/01
12	Derrick Mason, @ NYG, 12/1/02
12	Derrick Mason, @ San Diego, 10/3/04
12	Drew Bennett, vs. KC, 12/13/04
12	Kendall Wright, vs. Arizona, 12/15/13

### Game, Opponent

12	Cris Carter, @ Minnesota, 10/8/95
12	Brian Westbrook, @ Philadelphia, 11/19/06
12	Chad Johnson, @ Cincinnati, 11/25/07
12	Reggie Wayne, @ Indianapolis, 12/30/07
12	Jordy Nelson, @ Green Bay, 11/13/16
12	Michael Thomas, New Orleans, 12/22/19

11	Nine times, last by Mike Evans, Tampa Bay, 10/27/19
----	---

### Most Consecutive Games, Pass Reception

99	Frank Wycheck, 1996-2002
83	Delanie Walker, 2013-19
82	Ernest Givins, 1988-93
82	Charlie Hennigan, 1960-66
80	Ken Burrough, 1971-78
76	Drew Hill, 1986-91
71	Nate Washington, 2009-13
63	Kendall Wright, 2012-16
58	Bob McLeod, 1961-66
55	Charley Frazier, 1962-68

### Most Seasons, 50 or More Pass Receptions

8	Ernest Givins, 1986-93
6	Drew Hill, 1985-86, 1988-91
6	Haywood Jeffires, 1990-95
6	Frank Wycheck, 1996-2001
5	Delanie Walker, 2013-17
5	Derrick Mason, 2000-04
4	Charlie Hennigan, 1961-64
3	Curtis Duncan, 1990-92
3	Kendall Wright, 2012-14

## YARDS

### Career

7,935	Ernest Givins, 1986-94
7,477	Drew Hill, 1985-91
6,907	Ken Burrough, 1971-81



## INDIVIDUAL RECORDS: PASS RECEIVING

6,823	Charlie Hennigan, 1960-66
6,119	Haywood Jeffires, 1987-95
<b>Season</b>	
1,746	Charlie Hennigan, 1961
1,561	Charlie Hennigan, 1964
<b>Game</b>	
272	Charlie Hennigan, @ Boston, 10/13/61
245	Haywood Jeffires, @ Kansas City, 12/16/90
233	Drew Bennett, vs. Kansas City, 12/13/04
232	Charlie Hennigan, @ Buffalo, 10/29/61
225	Kenny Britt, vs. Philadelphia, 10/24/10
210	Drew Hill, @ Indianapolis, 12/22/85
<b>Game, Opponent</b>	
247	Art Powell, @ Oakland, 12/22/63
238	DeAndre Hopkins, @ Houston, 11/30/14
212	Don Maynard, @ N.Y. Jets, 10/20/69
210	Bake Turner, N.Y. Jets, 11/10/63
<b>Longest Pass Reception (All TDs)</b>	
98	Willard Dewveall, vs. San Diego, 11/25/62
95	Dick Compton, vs. Buffalo, 12/5/65
92	Bill Groman, vs. Denver, 11/20/60
<b>Longest Pass Reception, Opponent (All TDs)</b>	
94	Glenn Bass, Buffalo, 10/11/64
90	Bob Scarpitto, @ Denver 10/17/65
86	Warrick Dunn, @ Atlanta, 11/23/03
<b>Most Seasons, 1,000 or More Yds. Pass Receiving, Career</b>	
4	Derrick Mason, 2001-04
3	Charlie Hennigan, 1960-66
3	Drew Hill, 1985-91
<b>Most Cons. Seasons, 1,000 or More Yds. Pass Rec., Career</b>	
4	Derrick Mason, 2001-04
2	Charlie Hennigan, 1963-64

2	Tim Smith, 1983-84
<b>Most Games, 100 or More Yards Pass Receiving, Career</b>	
26	Charlie Hennigan, 1960-66
24	Drew Hill, 1985-91
18	Ernest Givins, 1986-94

<b>Most Games, 100 or More Yards Pass Receiving, Season</b>	
9	Charlie Hennigan, 1964

### TOUCHDOWNS

<b>Career</b>	
51	Charlie Hennigan, 1960-66
47	Ken Burrough, 1971-81
47	Drew Hill, 1985-91
47	Haywood Jeffires, 1987-95
46	Ernest Givins, 1986-94

<b>Season</b>	
17	Bill Groman, 1961
12	Bill Groman, 1960
12	Charlie Hennigan, 1961
12	Charles Frazier, 1966

<b>Game</b>	
3	17 times, last by Kenny Britt, vs. Philadelphia, 10/24/10

<b>Game, Opponent</b>	
4	Art Powell, @ Oakland, 12/22/63
4	Bob Hayes, @ Dallas, 12/20/70
3	11 times, last by Antonio Brown, @ Pittsburgh, 11/16/17

<b>Most Consecutive Games Catching TD Pass</b>	
8	Bill Groman, 10/1/1961–11/19/1961
6	Bill Groman, 10/16/1960–11/25/1960
5	<b>A.J. Brown</b> , 10/13/2020–11/8/2020
5	Kenny Britt, 9/26/2010–10/24/2010
5	Chris Sanders, 11/12/1995–12/10/1995
5	Ken Burrough, 11/6/1977–12/4/1977
4	Kenny Britt, 12/26/2010–9/18/2011
4	Justin McCareins, 11/9/2003–12/1/2003
4	Kevin Dyson, 11/4/2001–11/25/2001

4	Willie Davis, 9/1/1996–09/29/1996
4	Curtis Duncan, 10/25/1987–11/15/1987
4	Dave Casper, 9/19/1982–12/5/1982
4	Charlie Hennigan, 11/19/1961–12/10/1961

### RECEIVING AVERAGE

#### Career (minimum 200 receptions)

16.9	Ken Burrough, 1971-81
16.6	Charlie Hennigan, 1960-66
15.6	Drew Hill, 1985-91
15.1	Tim Smith, 1980-86
15.0	Nate Washington, 2009-14
14.8	Drew Bennett, 2001-06
14.6	Ernest Givins, 1986-94
13.5	Derrick Mason, 1997-04

#### Season (minimum 32 receptions per 16 games)

23.5	Chris Sanders, 1995
23.5	Bill Groman, 1961
22.0	Charlie Joiner, 1971
21.3	Charlie Hennigan, 1961
20.5	Bill Groman, 1960
20.2	<b>A.J. Brown</b> , 2019
20.2	Drew Hill, 1987
20.1	Ken Burrough, 1975
19.8	Charley Frazier, 1966

#### Game (minimum 3 receptions)

60.7	Bill Groman, vs. Den, 11/20/60 (3 rec.)
46.3	Willard Dewveall, at SD, 11/25/62 (3 rec.)
44.7	Bill Groman, vs. Den, 11/05/61 (3 rec.)
42.0	Ernest Givins, at Cle, 11/22/87 (3 rec.)
41.3	Drew Bennett, at Ind, 12/05/04 (3 rec.)
40.7	Derrick Mason, vs. Cle, 12/02/01 (3 rec.)
40.0	Butch Woolfolk, vs. Mia, 09/08/85 (3 rec.)

## INDIVIDUAL RECORDS: PUNTING

<b>PUNTS</b>	
<b>Career</b>	
863	<b>Brett Kern</b> , 2009-20
861	Craig Hentrich, 1998-09
522	Jim Norton, 1960-68
431	Cliff Parsley, 1977-82
316	Dan Pastorini, 1971-79
310	Greg Montgomery, 1988-93
<b>Season</b>	
96	Rich Camarillo, 1994
93	Cliff Parsley, 1979
91	Cliff Parsley, 1978
<b>Game</b>	
11	Rich Camarillo, vs. Pittsburgh, 11/6/94

11	Rich Camarillo, @ Pittsburgh, 12/3/95
10	10 times, last by <b>Brett Kern</b> , at Miami, 10/8/17
<b>Game, Opponent</b>	
11	Wayne Crow, @ Oakland, 9/11/60
11	Bob Parsons, Chicago, 11/6/77
11	Mark Royals, Pittsburgh, 11/6/94
10	7 times, last by Donnie Jones, Houston, 12/2/12

<b>Longest Punt</b>	
79	<b>Brett Kern</b> , vs. Indianapolis, 12/28/14
79	Jim Norton, vs. Kansas City, 11/22/64

78	Craig Hentrich, @ Pittsburgh, 1/2/2000
77	Greg Montgomery, @ San Diego, 9/19/93

#### Longest Punt, Opponent

78	Paul Maguire, @Buffalo, 9/21/69
78	Marv Bateman, @Buffalo, 9/19/76
74	Chris Hanson, Jacksonville, 11/20/05

### AVERAGE GROSS YARDS

#### Career (minimum 250 attempts)

46.0	<b>Brett Kern</b> , 2009-20
43.6	Greg Montgomery, 1988-93
42.9	Craig Hentrich, 1998-2009

## INDIVIDUAL RECORDS: PUNTING

42.1	Jim Norton, 1960-68
<b>Season</b>	
49.7	<b>Brett Kern</b> , 2017
47.6	<b>Brett Kern</b> , 2012
47.4	<b>Brett Kern</b> , 2015
47.2	Craig Hentrich, 1998
47.1	<b>Brett Kern</b> , 2019
47.1	<b>Brett Kern</b> , 2018
46.9	Greg Montgomery, 1992
46.8	<b>Brett Kern</b> , 2014
45.6	Greg Montgomery, 1993
45.0	Greg Montgomery, 1990
<b>Game (4 punts)</b>	
60.5	<b>Brett Kern</b> , vs. Pittsburgh, 10/25/20
59.2	Greg Montgomery vs. Buffalo, 12/27/92
57.6	Greg Montgomery @ San Diego, 9/19/93
57.5	Craig Hentrich vs. Jacksonville, 11/4/01
56.8	<b>Brett Kern</b> vs. Seattle, 9/24/17
56.5	<b>Brett Kern</b> vs. Cincinnati, 11/12/17
55.3	Craig Hentrich vs. Pittsburgh, 11/15/98
54.9	<b>Brett Kern</b> @ Miami, 10/8/17
54.7	<b>Brett Kern</b> vs. Indianapolis, 12/28/14
54.4	<b>Brett Kern</b> @ New England, 12/20/15
<b>Game, Opponent (4 punts)</b>	
58.3	Rohn Stark, @ Indianapolis, 9/13/92
55.4	Brad Maynard, vs. N.Y. Giants, 10/1/00

55.3	Dave Jennings, @ N.Y. Giants, 12/5/82
55.1	Paul Maguire, @ Buffalo, 9/21/69
55.0	Lee Johnson, vs. Cincinnati, 10/24/93
55.0	Chris Jones, vs. Dallas, 9/14/14

### AVERAGE NET YARDS (SINCE 1976)

<b>Career (minimum 250 attempts)</b>	
40.8	<b>Brett Kern</b> , 2009-20
37.2	Craig Hentrich, 1998-09
36.6	Greg Montgomery, 1988-93
32.3	Cliff Parsley, 1977-82
<b>Season (minimum 40 attempts per 16 games)</b>	
44.6	<b>Brett Kern</b> , 2017
43.1	<b>Brett Kern</b> , 2019
41.7	<b>Brett Kern</b> , 2018
40.8	<b>Brett Kern</b> , 2014
40.4	<b>Brett Kern</b> , 2012
40.3	<b>Brett Kern</b> , 2015
39.7	<b>Brett Kern</b> , 2013
39.4	<b>Brett Kern</b> , 2011
39.2	Craig Hentrich, 1998
39.1	Greg Montgomery, 1993
<b>Game (minimum 4 punts)</b>	
50.2	<b>Brett Kern</b> @ Miami, 10/8/17
49.8	<b>Brett Kern</b> vs. Kansas City, 11/10/19

49.8	Greg Montgomery vs. San Diego, 9/19/93
49.4	Greg Montgomery vs. Buffalo, 12/27/92
49.2	<b>Brett Kern</b> vs. Buffalo, 10/6/19
49.0	<b>Brett Kern</b> @ Jacksonville, 11/25/12
48.8	<b>Brett Kern</b> @ Baltimore, 11/9/14
48.7	<b>Brett Kern</b> vs. Houston, 10/26/14
48.6	<b>Brett Kern</b> @ San Diego, 9/16/12
48.5	Craig Hentrich vs. Jacksonville, 11/4/01
48.2	<b>Brett Kern</b> vs. Seattle, 9/24/17
<b>Game, Opponent (minimum 4 punts)</b>	
59.5	Rohn Stark, @ Indianapolis, 9/13/92
50.0	Pat McAfee, vs. Indianapolis, 9/27/15
49.8	Pat McAfee, @ Indianapolis, 12/9/12
49.5	Shane Lechler, vs. Oakland, 9/12/10
49.4	Matt Haack, @ Miami, 10/8/17
49.3	Josh Miller, vs. Pittsburgh, 11/21/99
49.0	Kevin Huber, @ Cincinnati, 9/21/14
48.0	Ben Graham, vs. Arizona, 11/29/09
48.0	Brian Hansen, vs. N.Y. Jets, 12/24/94
47.8	Bryan Anger, @ Houston, 12/29/19

## INDIVIDUAL RECORDS: PUNT RETURNS

<b>Most Seasons Leading Team</b>	
5	Carl Roaches, 1980-84
5	Derrick Mason, 1998-2001, 2004
4	Billy Johnson, 1974-80
4	Bobby Jancik, 1962-67

<b>Most Consecutive Seasons Leading Team</b>	
5	Carl Roaches, 1980-84
4	Billy Johnson, 1974-80
4	Bobby Jancik, 1962-67
4	Derrick Mason, 1998-2001

### PUNT RETURNS

<b>Career</b>	
182	Derrick Mason, 1997-2004
155	Billy Johnson, 1974-80
151	Carl Roaches, 1980-84
104	Willie Drewrey, 1985-88, 1993
102	Marc Mariani, 2010-11, 2016
<b>Season</b>	
51	Derrick Mason, 2000
47	Carl Roaches, 1980
46	Marc Mariani, 2011
41	Willie Drewrey, 1993
40	Billy Johnson, 1975
39	Carl Roaches, 1981
38	Billy Johnson, 1976

<b>Game</b>	
8	Pacman Jones, @ Miami, 12/24/05
7	Billy Johnson, vs. Tampa Bay, 9/12/76
7	Willie Drewrey, vs. Indianapolis, 11/23/86
<b>Game, Opponent</b>	
7	Mike Fuller, San Diego, 12/17/78
7	Ron Fellows, Dallas, 12/13/82
7	Eric Metcalf, Cleveland, 11/8/92
6	6 times, last by Travis Benjamin, @ Cleveland, 9/20/15

### YARDS GAINED

<b>Career</b>	
2,040	Billy Johnson, 1974-80
1,590	Derrick Mason, 1997-2004
1,095	Carl Roaches, 1980-84
1,054	Marc Mariani, 2010-11, 2016
771	Willie Drewrey, 1985-88, 1993
<b>Season</b>	
662	Derrick Mason, 2000
612	Billy Johnson, 1975
539	Billy Johnson, 1977

<b>Game</b>	
160	Darius Reynaud, vs. Jacksonville, 12/30/12
127	Billy Johnson, vs. Cincinnati, 10/5/75
117	Derrick Mason, vs. Cleveland, 11/19/2000
113	Billy Johnson, @ San Francisco, 12/7/75
110	Billy Johnson, vs. Cleveland, 10/16/77
104	Billy Johnson, @ Cleveland, 9/22/74
104	Carl Roaches, @ Cincinnati, 9/28/80
103	Billy Johnson, vs. N.Y. Jets, 9/18/77
103	Marc Mariani, @ Carolina, 11/13/11
101	Pacman Jones, vs. New England, 12/31/06
<b>Game, Opponent</b>	
161	Pete Athas, New Orleans, 10/3/76
154	Travis Benjamin, @ Cleveland, 9/20/15
133	Bruce Taylor, San Francisco, 11/15/70
126	Billy Johnson, Boston, 11/5/67
105	Dennis Northcutt, Cleveland, 9/22/02
102	R.W. McQuarters, Chicago, 11/14/04
100	Jon Stagers, Green Bay, 11/19/72

## INDIVIDUAL RECORDS: PUNT RETURNS

### Longest Punt Return (All TDs)

90	Pacman Jones, @ Philadelphia, 11/19/06
87	Billy Johnson, vs. Cleveland, 10/16/77
87	Marc Mariani, vs. Washington, 11/21/10
83	Billy Johnson, vs. Miami, 11/16/75

### Longest Return, Opponent (All TDs)

93	Bill Baird, N.Y. Jets, 11/10/63
85	Jon Staggers, Green Bay, 11/19/72
83	Phillip Buchanan, @ Oakland, 9/29/02
82	Keith Moody, Buffalo, 10/15/78
82	Corey Sawyer, Cincinnati, 9/25/94

### YARDAGE AVERAGE

**Career**  
13.2 Billy Johnson, 1974-80

**Season**  
15.4 Billy Johnson, 1977

### TOUCHDOWNS

**Career**  
5 Billy Johnson, 1974-80  
4 Pacman Jones, 2005-06

**Season**  
3 Billy Johnson, 1975  
3 Pacman Jones, 2006

### Game

2	Darius Reynaud, vs. Jacksonville (69 and 81 yards), 12/30/12
1	19 times, last by Tommie Campbell (65 yds), vs. Detroit, 9/23/12

### Game, Opponent

1	15 times, last by Jakeem Grant (74 yds), @ Miami, 10/9/16
---	---

## INDIVIDUAL RECORDS: KICKOFF RETURNS

### KICKOFF RETURNS

#### Most Seasons Leading Team

4	Billy Jancik, 1962-67
4	Billy Johnson, 1974-80
4	Carl Roaches, 1980-84

#### Most Consecutive Seasons Leading Team

4	Billy Johnson, 1974-77
---	------------------------

#### Career

158	Bobby Jancik, 1962-67
156	Derrick Mason, 1997-2004
150	Carl Roaches, 1980-84
121	Billy Johnson, 1974-80
118	Marc Mariani, 2010-11, 2016
111	Mel Gray, 1995-97

#### Season

60	Marc Mariani, 2010
53	Darius Reynaud, 2012
53	Mel Gray, 1995
50	Mel Gray, 1996
50	Bobby Wade, 2006
45	Bobby Jancik, 1963
43	Pacman Jones, 2005
42	Mike Archie, 1998
42	Derrick Mason, 2000

#### Game

8	Bobby Jancik, vs. Boston, 12/8/63
8	Bobby Jancik, @ Oakland, 12/22/63
8	Jason McAddley, vs. Denver, 12/25/04

#### Game, Opponent

8	Brian Baschnagel, Chicago, 11/6/77
8	Antonio Chatman, @ Green Bay, 12/12/04
7	Bo Roberson, @ Oakland, 12/22/63
7	Glyn Milburn, Denver, 11/26/95
7	David Dunn, @ Cincinnati, 9/24/95
7	Aveion Cason, @ Detroit, 11/27/08

7	Deji Karim, @ Jacksonville, 10/18/10
7	Michael Walker, vs. Jacksonville, 11/24/19

### YARDS GAINED

**Career**  
4,185 Bobby Jancik, 1962-67  
3,496 Derrick Mason, 1997-2004  
3,276 Carl Roaches, 1980-84  
2,902 Billy Johnson, 1974-80  
2,838 Marc Mariani, 2010-11, 2016  
2,592 Mel Gray, 1995-97

#### Season

1,530	Marc Mariani, 2010
1,317	Bobby Jancik, 1963
1,240	Darius Reynaud, 2012
1,224	Mel Gray, 1996
1,194	Bobby Wade, 2006
1,183	Mel Gray, 1995
1,132	Derrick Mason, 2000
1,127	Pacman Jones, 2005

#### Game

240	Bobby Jancik, @ Oakland, 12/22/63
221	Bobby Jancik, vs. Boston, 12/8/63
209	Leon Washington, @ Denver, 12/8/13

#### Game, Opponent

185	Brian Baschnagel, Chicago, 11/6/77
178	Glyn Milburn, Denver, 11/26/95
168	Deji Karim, @ Jacksonville, 10/18/10
167	LaRod Stephens-Howling, Arizona, 11/29/09

#### Longest Kickoff Return (All TDs)

105	Darius Reynaud, vs. Detroit, 9/23/12
104	Ken Hall, @ N.Y. Titans, 10/23/60

103	Bob Gresham, @ Cincinnati, 9/23/73
101	Derrick Mason, @ Cincinnati, 11/18/01
100	Marc Mariani (16 yards) & Tommie Campbell (84 yards), vs. Tampa Bay, 11/27/11
98	Marc Mariani, vs. Denver, 10/3/10
97	Carl Roaches, vs. Pittsburgh, 9/18/83
96	Carl Roaches, vs. Cincinnati, 10/4/81

#### Longest Kickoff Return, Opponent (All TDs)

107	Josh Huff, @ Philadelphia, 11/23/14
102	Jakeem Grant, @ Miami, 9/9/18
101	Eric Metcalf, Cleveland, 12/9/90
100	Art Baker, @ Buffalo, 9/9/62
100	Goldie Sellers, @ Denver, 10/2/66
99	Tremain Mack, @ Cincinnati, 11/14/99
99	LaRod Stephens-Howling, Arizona, 11/29/09
98	Alvis Whitted, Jacksonville, 12/26/99
97	Marc Logan, Miami, 10/1/89

### AVERAGE YARDAGE

#### Career (75 returns)

26.5	Bobby Jancik, 1962-67
24.1	Marc Mariani, 2010-11, 2016
24.0	Billy Johnson, 1974-80
23.4	Mel Gray, 1995-97
22.4	Derrick Mason, 1997-2004
21.8	Carl Roaches, 1980-84

#### Season

31.7	Darius Jennings, 2018
31.3	Ken Hall, 1960
30.3	Bobby Jancik, 1962

## INDIVIDUAL RECORDS: KICKOFF RETURNS

### TOUCHDOWNS

#### Career

2	Billy Johnson, 1974-80
2	Carl Roaches, 1980-84

#### Season

1	18 times, last by A.J. Brown, 2020
---	------------------------------------

#### Game

1	18 times, last by A.J. Brown, @ Indianapolis, 11/29/20
---	--

#### Game, Opponent

1	13 times, last by Jakeem Grant, @ Miami, 9/9/18
---	---

## INDIVIDUAL RECORDS: COMBINED YARDS

### Combined Yards = Rushing + Receiving + Interception Returns + Kickoff Returns + Punt Returns + Fumble Returns

#### Career

12,153	Eddie George, 1996-03 (10,009 rushing, 2,144 receiving)
11,202	Derrick Mason, 1997-2004 (6,114 rec., 3,496 KO returns, 1,590 PR, 2 rushing)
9,985	Chris Johnson, 2008-2013 (7,966 rushing, 2,003 receiving, 17 KO returns)
9,292	Earl Campbell, 1978-84 (8,574 rushing, 718 receiving)
8,704	Ernest Givins, 1986-94 (7,935 receiving, 397 PR, 345 rushing, 27 KO returns)

7,500	Drew Hill, 1985-91 (1 rushing, 7,477 receiving, 22 KO returns)
7,421	Ken Burrough, 1971-81 (6,907 receiving, 455 KO returns, 59 rushing)

#### Season

2,690	Derrick Mason, 2000 (1 rushing, 895 receiving, 1,132 kickoff returns, 662 punt returns)
2,509	Chris Johnson, 2009 (2,006 rushing, 503 receiving)
2,043	Billy Cannon, 1961, (948 rushing, 586 receiving, 70 punt returns, 439 kickoff returns)
2,004	Derrick Mason, 2001, (1,128 receiving, 748 kick returns, 128 punt returns)

#### Game

373	Billy Cannon, @ N.Y. Titans, 12/10/61
-----	---------------------------------------

1,981	Earl Campbell, 1980, (1,934 rushing, 47 rec. )
1,962	Eddie George, 2000 (1,509 rushing, 453 rec.)

## INDIVIDUAL RECORDS: YARDS FROM SCRIMMAGE

### Scrimmage Yards = Rushing + Receiving

#### Career

12,153	Eddie George, 1996-2003 (10,009 rushing, 2,144 receiving)
9,968	Chris Johnson, 2008-2013 (7,966 rushing, 2,003 receiving)
9,292	Earl Campbell, 1978-1984 (8,574 rushing, 718 receiving)
8,280	Ernest Givins, 1986-1994 (345 rushing, 7,935 receiving)
7,478	Drew Hill, 1985-1991 (1 rushing, 7,477 receiving)

#### Season

*2,509	Chris Johnson, 2009 (2,006 rushing, 503 receiving)
1,981	Earl Campbell, 1980 (1,934 rushing, 47 receiving)
1,962	Eddie George, 2000 (1,509 rushing, 453 receiving)

\* Denotes NFL Record

#### Game

330	Billy Cannon, @ N.Y. Titans, 12/10/61
284	Chris Johnson, vs. Houston, 9/20/09

272	Charlie Hennigan, @ Boston, 10/13/61
264	<b>Derrick Henry</b> , vs. Houston, 10/18/20
249	Eddie George, vs. Oakland, 12/9/99
245	Haywood Jeffires, @ Kansas City, 12/16/90
239	Chris Johnson, vs. Jacksonville, 11/1/09
238	<b>Derrick Henry</b> , vs. Jacksonville, 12/6/18

## INDIVIDUAL RECORDS: INTERCEPTIONS

### Most Seasons Leading Team

5	Darryll Lewis, 1991-98
4	Samari Rolle, 1998-04
4	Michael Griffin, 2008, 2010-12
3	<b>Kevin Byard</b> , 2017-19
3	Jason McCourty, 2011-12, 2014
3	Jim Norton, 1960-68

### Most Consecutive Seasons Leading Team

5	Darryll Lewis, 1994-98
---	------------------------

#### Career

45	Jim Norton, 1960-68
31	Cris Dishman, 1988-96
30	Freddy Glick, 1961-66

27	Tony Banfield, 1960-65
27	W.K. Hicks, 1964-69
27	Darryll Lewis, 1991-98
26	Mike Reinfeldt, 1976-83
25	Ken Houston, 1967-72
25	Michael Griffin, 2007-15
24	Zeke Moore, 1967-77
23	Willie Alexander, 1971-79
23	Samari Rolle, 1998-2004

#### Season

12	Freddy Glick, 1963
12	Mike Reinfeldt, 1979
10	Miller Farr, 1967

#### Game

3	Nine players, last by <b>Kevin Byard</b> , @ Cleveland, 10/22/17
---	--

#### Game, Opponent

4	Bobby Hunt, @ Kansas City, 10/4/64
3	8 times, last by Glover Quin, @ Houston, 11/28/10

#### Consecutive Games Intercepted By

5	Pete Jaquess, 1964
4	Freddy Glick, 1963
4	Jim Norton, 1967
4	Miller Farr, 1967

## INDIVIDUAL RECORDS: INTERCEPTIONS

4	Cris Dishman, 1991, 1993
4	Bo Orlando, 1991
4	Michael Griffin, 2010

### YARDS GAINED

#### Career

650	Ken Houston, 1967-72
592	Jim Norton, 1960-68
540	Darryll Lewis, 1991-98
457	W.K. Hicks, 1964-69

#### Season

264	Miller Farr, 1967
220	Ken Houston, 1971
205	Mike Reinfeldt, 1979

#### Game

128	Miller Farr, @ N.Y. Jets, 10/15/67
115	Michael Griffin, vs. Pittsburgh, 12/21/08
109	Zach Brown, vs. Jacksonville, 12/30/12

#### Game, Opponent

177	Charlie McNeil, @ San Diego, 9/24/61
108	Bobby Hunt, @ Kansas City, 10/4/64

100	Rod Woodson, @ Oakland, 9/29/02
-----	---------------------------------

#### Longest Interception Returns (All TDs)

99	Cortland Finnegan, vs. Houston, 9/21/08
98	Pete Jaquess, @ Oakland, 9/19/64
98	Darryll Lewis, @ Chicago, 10/22/95
97	Jordan Babineaux, @ Cleveland, 10/2/11
95	Willie Alexander, @ Green Bay, 9/25/77

#### Longest Interception Returns, Opponent

98	Bob Suci, @ Boston, 11/1/63 (TD)
95	Marlon McCree, @ Houston, 12/21/03 (TD)
91	Booker Edgerson, @ Buffalo, 11/1/64 (TD)
86	Glen Edwards, Pittsburgh, 9/30/73 (TD)
86	Whitney Mercilus, Houston, 12/15/19
85	Adam Archuleta, @ St. Louis, 9/25/05 (TD)
82	Rod Woodson, @ Oakland, 9/29/02 (TD)

## TOUCHDOWNS

#### Career

9	Ken Houston, 1967-72
5	Miller Farr, 1967-69
5	Darryll Lewis, 1991-98

#### Season

4	Ken Houston, 1971
---	-------------------

#### Game

2	Zach Brown, vs. Jacksonville, 12/30/12
2	Miller Farr, vs. Buffalo, 12/7/68
2	Ken Houston, vs. San Diego, 12/19/71

#### Game, Opponent

2	Lemar Parrish, Cincinnati, 12/17/72
1	many times, last by Trumaine Johnson, vs. N.Y. Jets, 12/2/18

## INDIVIDUAL RECORDS: SACKS

#### Career

105	Elvin Bethea, 1968-83
74.5	Ray Childress, 1985-95
66	Jesse Baker, 1979-87

#### Season

17	Elvin Bethea, 1973
15.5	Jesse Baker, 1979
15	William Fuller, 1991
14.5	Jevon Kearse, 1999

#### Game

4	Ed Hussmann, vs. Dallas, 11/4/62
4	Ed Hussmann, vs. N.Y. Jets, 11/14/62

4	Elvin Bethea, @ San Diego, 10/17/76
4	Jesse Baker, vs. Kansas City, 9/16/79
4	William Fuller, vs. Pittsburgh, 11/28/93
3.5	Jason Jones, vs. Pittsburgh, 12/21/08
3	34 times, last by Kyle Vanden Bosch, vs. NY Jets, 12/23/07

#### Consecutive Games, One or More Sacks

8	Curley Culp, 1974-75
8	Jevon Kearse, 1999
7	Sean Jones, 1990
6	Jesse Baker, 1979

6	Jesse Baker, 1981-82
6	Jevon Kearse, 2003
5	<b>Harold Landry III</b> , 2019
5	Brian Orakpo, 2016
5	Sean Jones, 1992
5	William Fuller, 1991

#### Most Games with Two or More Sacks, Career

26	Elvin Bethea, 1968-83
13	Jesse Baker, 1979-87
13	Ray Childress, 1985-95
12	Sean Jones, 1988-93
10	Jevon Kearse, 1999-2003

## INDIVIDUAL RECORDS: FUMBLE RETURNS

#### Opponents' Fumble Returned for TD's, Career

4	Keith Bulluck, 2000-09
3	Doug Cline, 1960-66
3	Marcus Robertson, 1991-2000
2	Johnny Peacock, 1969-70
2	Robert Lyles, 1984-90
2	Ray Childress, 1985-95
2	Cris Dishman, 1988-96
2	Antwan Odom, 2004-07
2	Jason McCourty, 2009-16
2	Wesley Woodyard, 2014-19

#### Opponents' Fumble Returned for TD's, Season

2	Doug Cline, 1961
2	Marcus Robertson, 1997

2	Antwan Odom, 2005
---	-------------------

#### Opponents' Fumble Returned for TD's, Game

1	59 times, last by <b>Desmond King II</b> vs. Chicago, 11/8/20
---	---

#### Longest Fumble Return (All TDs)

96	C.L. Whittington, @ New Orleans, 10/3/76
93	Robert Lyles, @ Cincinnati, 10/19/86
92	Cortland Finnegan, vs. Jacksonville, 12/17/06



## INDIVIDUAL RECORDS: BLOCKED KICKS

### Blocked Punts Returned for Touchdowns, Career

2 Cris Dishman, 1988-96

### Blocked Punts Returned for Touchdowns, Game

1 13 times, last by Jason McCourty, vs. Indianapolis, 10/30/11

### Blocked Field Goals Returned for Touchdowns, Game

1 Mark Johnston, 62 yards (11/26/61 vs. Denver)

1 Tony Banfield, 50 yards (12/9/62 vs. Oak.)  
 1 Ken Houston, 71 yards (10/15/67 @ N.Y. Jets)  
 1 Donald Mitchell, 69 yards (10/21/01 @ Detroit)  
 1 **Tye Smith**, 63 yards (12/1/19 @ Indianapolis)

### Blocked Field Goal, Last Time

1 (Two) **Dane Cruikshank** and Austin Johnson @ Indianapolis, 12/1/19

### Blocked Punt, Last time

1 Tim Shaw vs. Pittsburgh, 10/11/12

## TEAM RECORDS: GAMES WON & LOST

### GAMES WON

#### Most Consecutive Games Won

13 (Dec. 16, 2007-Nov. 16, 2008)  
 11 (Oct. 17, 1993-Jan. 2, 1994)

#### Most Consecutive Games Without Defeat

13 (Dec. 16, 2007-Nov. 16, 2008)  
 11 (Oct. 13, 1961-Sept. 9, 1962)  
 11 (Oct. 17, 1993-Jan. 2, 1994)

#### Most Games Won, Season

13 (1999, 2000, 2008)  
 12 (1993, 2003)  
 11 (1962, 1979, 1980, 1991, 2002)

#### Most Consecutive Games Won, Season

11 (Oct. 17, 1993-Jan. 2, 1994)

#### Most Consecutive Games Won, Start of Season

10 (Sept. 7-Nov. 16, 2008)  
 5 (Sept. 14-Oct. 18, 2020)  
 3 (Sept. 12-Sept. 26, 1999)  
 3 (Sept. 1-Sept. 16, 1991)

#### Most Consecutive Games Won, End of Season

11 (Oct. 17, 1993-Jan. 2, 1994)

#### Most Consecutive Games Without Defeat, Season

11 (Oct. 17, 1993-Jan. 2, 1994)

#### Most Consecutive Games w/out Defeat, Start of Season

10 (Sept. 7-Nov. 16, 2008)  
 5 (Sept. 14-Oct. 18, 2020)  
 3 (Sept. 12-Sept. 26, 1999)  
 3 (Sept. 1-Sept. 16, 1991)

#### Most Consecutive Games w/out Defeat, End of Season

11 (Oct. 17, 1993-Jan. 2, 1994)

#### Most Home Games Won, Season

8 (1999)

7 (1988, 1991, 1993, 2000, 2003, 2008)

#### Most Consecutive Home Games Won

12 (Sept. 12, 1999-Nov. 5, 2000)  
 10 (Oct. 6, 2002-Nov. 16, 2003)  
 9 (Dec. 6, 1987-Nov. 20, 1988)  
 9 (Nov. 26, 1990-Nov. 17, 1991)

#### Most Consecutive Home Games Without Defeat

12 (Sept. 12, 1999-Nov. 5, 2000)  
 10 (Oct. 6, 2002-Nov. 16, 2003)  
 9 (Dec. 6, 1987-Nov. 20, 1988)  
 9 (Nov. 26, 1990-Nov. 17, 1991)

#### Most Road Games Won, Season

6 (1996, 2000, 2008)

#### Most Consecutive Road Games Won

8 (Dec. 16, 2007-Nov. 27, 2008)  
 5 (Dec. 1, 2019-Sept. 27, 2020)  
 5 (Nov. 19, 2006-Sept. 24, 2007)  
 5 (Oct. 17-Dec. 25, 1993)  
 5 (Oct. 29, 1961-Sept. 9, 1962)

#### Most Consecutive Road Games Without Defeat

8 (Dec. 16, 2007-Nov. 27, 2008)  
 6 (Oct. 13, 1961-Sept. 9, 1962)

#### Most Shutout Games Won or Tied, Season

2 (1966, 1977, 1993)

#### Overtime Wins, Regular Season

30-27 (@ Cincinnati, 9/23/79)  
 27-24 (vs. N.Y. Jets, 10/28/79)  
 23-20 (vs. Pittsburgh, 12/2/84)  
 17-14 (@ Indianapolis, 9/4/88)  
 26-23 (vs. Dallas, 11/10/91)  
 23-20 (vs. Kansas City, 9/20/92)  
 30-27 (@ Cincinnati, 10/6/96)  
 24-21 (vs. Oakland, 8/31/97)  
 17-14 (vs. Kansas City, 9/10/00)  
 31-28 (vs. Tampa Bay, 10/14/01)  
 32-29 (@ N.Y. Giants, 12/1/02)  
 26-20 (@ Houston, 12/10/06)  
 19-16 (vs. Green Bay, 11/2/08)  
 27-24 (vs. Miami, 12/20/09)

44-41 (vs. Detroit, 9/23/12)  
 34-28 (@ New Orleans, 11/8/15)  
 12-9 (@ Cleveland, 10/22/17)  
 26-23 (vs. Philadelphia, 9/30/18)  
 42-36 (vs. Houston, 10/18/20)  
 30-24 (@ Baltimore, 11/22/20)

### GAMES LOST

#### Most Consecutive Games Lost

18 (Oct. 9, 1972-Oct. 28, 1973)

#### Most Consecutive Games Without a Victory

18 (Oct. 9, 1972-Oct. 28, 1973)

#### Most Games Lost, Season

14 (1983, 1994, 2014)

#### Most Consecutive Games Lost, Season

11 (Oct. 9-Dec. 17, 1972)

#### Most Consecutive Games Lost, Start of Season

10 (Sept. 4-Nov. 6, 1983)

#### Most Consecutive Games Lost, End of Season

11 (Oct. 9-Dec. 17, 1972)

#### Most Consecutive Games Without Victory, Season

11 (Oct. 9-Dec. 17, 1972)

#### Most Consecutive Games Without Victory, Start of Season

10 (Sept. 4-Nov. 6, 1983)

#### Most Consecutive Games Without Victory, End of Season

11 (Oct. 9-Dec. 17, 1972)

#### Most Consecutive Home Games Lost

13 (Oct. 9, 1972-Dec. 16, 1973)

#### Most Consecutive Home Games Without Victory

13 (Oct. 9, 1972-Dec. 16, 1973)

## TEAM RECORDS: GAMES WON & LOST

**Most Consecutive Road Games Lost**

23 (Sept. 27, 1981-Nov. 4, 1984)

**Most Consecutive Road Games Without Victory**

23 (Sept. 27, 1981-Nov. 4, 1984)

**Most Shutout Games Lost or Tied, Season**

2 (1972, 1985)

### TIE GAMES

**Ties**

31-31 (@ Boston, 10/13/61)  
 28-28 (@ N.Y. Jets, 10/15/67)  
 31-31 (vs. Cincinnati, 11/9/69)  
 20-20 (@ Denver, 11/16/69)  
 31-31 (@ San Diego, 10/25/70)  
 13-13 (vs. New Orleans, 10/3/71)

**Most Tie Games, Season**

2 (1969)

## TEAM RECORDS: SCORING

**Most Points, Season**

513 (1961)  
 435 (2003)  
 424 (1988)

**Fewest Points, Season**

136 (1982, nine games)  
 199 (1967)

**Most Points, Game**

58 (vs. Cleveland, 12/9/90)  
 56 (vs. N.Y. Titans, 10/14/62)  
 55 (vs. Oakland, 9/9/61)  
 55 (at Denver, 11/5/61)  
 49 (vs. San Diego, 12/19/71)  
 49 (at Oakland, 12/22/63)  
 49 (vs. N.Y. Titans, 11/19/61)  
 48 (vs. Cincinnati, 10/14/90)  
 48 (at N.Y. Titans, 12/10/61)  
 48 (at Green Bay, 10/11/04)

**Most Points, Both Teams, Game**

101 (Oakland 52, Oilers 49, @ Oakland, 12/22/63)  
 88 (Buffalo 47, Oilers 41, @ Houston, 9/24/89)

**Fewest Points, Game**

0 (21 times, last at Denver, 10/13/19)

**Fewest Points, Both Teams, Game**

6 (Oilers 6, Pittsburgh 0, @ Houston, 12/4/80)

**Most Points, Shutout Victory, Game**

55 (Oilers vs. Oakland, 9/9/61)

**Fewest Points, Shutout Victory, Game**

6 (Oilers vs. Pittsburgh, 12/4/80)

**Largest Margin of Victory, Game**

55 (Oilers 55, Oakland 0, @ Houston, 9/9/61)

**Largest Margin of Defeat, Game**

59 (Titans 0 at New England 59, 10/18/09)  
 54 (Oilers 7 at Cincinnati 61, 12/17/89)

**Smallest Margin of Victory, Game**

1 (14 times, last Titans 31, Vikings 30, @ Min., 9/27/20)

**Smallest Margin of Defeat, Game**

1 (22 times, last Titans 19 @ Chargers 20, 10/21/18)

**Most Points Overcome to Win Game**

23 (Oilers @ New England, 11/12/78)

**Most Points, One Half**

45 (vs. Cleveland, 12/9/90)

**Most Points, First Quarter**

24 (@ Indianapolis, 12/5/04)  
 21 (vs. Green Bay, 11/13/16)  
 21 (@ Tampa Bay, 9/13/15)  
 21 (vs. Houston, 12/19/10)  
 21 (@ Detroit, 11/27/08)  
 21 (vs. St. Louis, 10/31/99)

**Most Points, Second Quarter**

31 (vs. Cleveland, 12/9/90)  
 28 (vs. Cincinnati, 11/18/79)

**Most Points, Third Quarter**

28 (vs. Jacksonville, 11/24/19)  
 28 (vs. San Diego, 12/19/71)  
 28 (vs. Kansas City, 10/24/65)

**Most Points, Fourth Quarter**

27 (vs. Philadelphia, 10/24/10)  
 24 (vs. Denver, 11/26/61)  
 24 (vs. N.Y. Giants, 11/26/06)  
 24 (vs. Buffalo, 11/15/09)

**Most Consecutive Games Scoring**

160 (Nov. 14, 1999 - Dec. 21, 2008)  
 155 (Dec. 3, 1989 - Oct. 31, 1999)  
 121 (1977-85)

### TOUCHDOWNS

**Most Touchdowns, Season**

66 (1961)

**Fewest Touchdowns, Season**

18 (1967)

**Most Touchdowns, Game**

8 (Oilers vs. N.Y. Titans, 10/14/62; Oilers vs. Clev., 12/9/90)

**Most Touchdowns, Both Teams, Game**

14 (Oilers 7, Oakland 7, @ Oakland, 12/22/63)

### POINTS AFTER TOUCHDOWN

**Most PATs, Season**

65 (1961)

**Most PATs, Game**

8 (Oilers vs. N.Y. Titans, 10/14/62)  
 7 (four times, last vs. Cleveland, 12/9/90)

**Most PATs, Both Teams, Game**

14 (Oilers 7, Oakland 7, @ Oakland, 12/22/63)

### TWO-POINT CONVERSIONS

**Most Two-Point Conversions, Season**

4 (1994)

**Most Two-Point Conversions, Opponent, Season**

4 (1999)  
 4 (1998)

**Most Two-Point Conversions, Game**

2 (vs. N.Y. Jets, 9/10/06)  
 1 (30 times, last at Baltimore, 11/22/20)

**Most Two-Point Conversions, Opponent, Game**

3 (@ Pittsburgh, 11/1/98)

**Most Two-Point Conversion Attempts, Season**

7 (1994)

**Most Two-Point Conversion Attempts, Opp., Season**

6 (2020)  
 6 (1999)

## TEAM RECORDS: SCORING

### FIELD GOALS

**Most Field Goals Attempted, Season**

42 (2017)  
40 (1969)  
39 (2007)  
38 (1996)  
37 (1989)

**Most Field Goals Attempted, Game**

8 (at Houston, 10/21/07)  
6 (five times, last @ Minnesota, 9/27/20)

**Most Field Goals Attempted, Both Teams, Game**

10 (Buffalo 7, @ Oilers 3, 12/5/65)  
9 (Tennessee 6, @ New England 3, 10/5/03)  
9 (Washington 6, @ Tennessee 3, 11/21/10)

9 (Detroit 4, @ Tennessee 5, 9/23/12)  
9 (Tennessee 3, @ Oakland 6, 11/24/13)  
9 (Tennessee 3, @ San Francisco 6, 12/17/17)

**Most Field Goals, Season**

36 (1998)  
35 (2017)  
35 (2007)  
32 (1996)  
29 (1993, 2008, 2011)

**Fewest Field Goals, Season**

8 (2019)  
8 (1968)

**Most Field Goals, Game**

8 (@ Houston, 10/21/07)  
6 (@ Minnesota, 9/27/20)

5 (vs. Miami, 9/28/69; @Philadelphia, 12/3/00)

**Most Field Goals, Both Teams, Game**

9 (Tennessee 3, @ San Francisco 6, 12/17/17)  
8 (Tennessee 3, @ Buffalo 5, 12/24/06)  
8 (Tennessee 8, @ Houston 0, 10/21/07)  
8 (Indianapolis 3, @ Tennessee 5, 10/16/17)  
7 (19 times, last Tennessee 6, @ Minnesota 1, 9/27/20)

## TEAM RECORDS: FIRST DOWNS

**Most First Downs, Season**

376 (1990)

**Fewest First Downs, Season**

138 (1982, nine games)  
199 (1976)

**Most First Downs, Game**

34 (vs. Cleveland, 12/9/90)

**Fewest First Downs, Game**

4 (at Cleveland, 10/21/73)  
5 (vs. Jacksonville, 12/17/06)

**Most First Downs, Both Teams, Game**

57 (Tennessee 21, Detroit 36, @ Tennessee, 9/23/12, OT)  
56 (Tennessee 31, Houston 25, @ Tennessee, 10/18/20, OT)  
56 (Tennessee 32, Arizona 24, @ Tennessee, 12/15/13, OT)  
56 (Houston 33, Buffalo 23, @ Houston, 9/24/89, OT)

55 (Tennessee 24, San Diego 31, @ San Diego, 11/6/16)  
55 (Tennessee 31, NYG 24, @ New York, 12/1/02, OT)

**Most First Downs Rushing, Season**

155 (1980)

**Fewest First Downs Rushing, Season**

52 (1982, nine games)  
62 (1971)

**Most First Downs Rushing, Game**

17 (twice, last @ Green Bay, 12/14/80)

**Fewest First Downs Rushing, Game**

0 (six times, last @ Denver, 10/13/19)

**Most First Downs Passing, Season**

251 (1990)

**Fewest First Downs Passing, Season**

81 (1982, nine games)  
86 (1967)

**Most First Downs Passing, Game**

28 (@ Oakland, 12/19/04)

**Fewest First Downs Passing, Game**

0 (twice, last @ Buffalo, 11/10/85)

**Most First Downs By Penalty, Season**

37 (2015)  
36 (2019)  
36 (2017)  
36 (2013)  
32 (2016)  
30 (1989)

**Fewest First Downs By Penalty, Season**

5 (1982, nine games)  
10 (1967)

**Most First Downs By Penalty, Game**

7 (vs. Indianapolis, 11/12/20)  
7 (@ Atlanta, 9/9/90)

## TEAM RECORDS: NET YARDS GAINED

**Most Yards Gained, Season**

6,288 (1961)  
6,222 (1990)

**Fewest Yards Gained, Season**

2,373 (1982, nine games)  
3,191 (1972)

**Most Yards Gained, Game**

607 (vs. Houston, 10/18/20, overtime)  
583 (vs. Dallas, 11/10/91, overtime)

**Fewest Yards Gained, Game**

81 (vs. Dallas, 11/24/74)

## TEAM RECORDS: RUSHING

### Most Rushing Attempts, Season

616 (1979)  
605 (1978)

### Fewest Rushing Attempts, Season

225 (1982, nine games)  
324 (1965)

### Most Rushing Attempts, Game

56 (vs. San Diego, 9/28/75)  
55 (vs. Oakland, 9/9/61)

### Fewest Rushing Attempts, Game

7 (vs. N.Y. Giants, 12/8/85)  
9 (vs. Cincinnati, 10/24/76)  
10 (@ San Diego, 9/16/12)

### Most Yards Gained Rushing, Season

2,635 (1980)  
2,592 (2009)  
2,571 (1979)

### Fewest Yards Gained Rushing, Season

799 (1982, nine games)  
1,106 (1971)

### Most Yards Gained Rushing, Game

332 (@ Kansas City, 10/19/08)  
305 (vs. Jacksonville, 11/1/09)  
296 (vs. Kansas City, 11/27/77)  
292 (@ Detroit, 11/27/08)

### Fewest Yards Gained Rushing, Game

19 (twice, last vs. San Diego, 12/12/65)

### Highest Average Gain Rushing, Season

5.2 (2009)  
5.0 (2019)  
4.7 (2006)  
4.6 (three times, last in 2016)

### Most Touchdowns Rushing, Season

26 (1988)

### Fewest Touchdowns Rushing, Season

5 (1982, nine games)  
6 (2014)  
6 (1976)

### Most Touchdowns Rushing, Game

5 (vs. L.A. Chargers, 9/18/60)

### Fewest Touchdowns Rushing, Game

0 (many times, last vs. Chicago, 11/8/20)

## TEAM RECORDS: PASSING

### Most Passes Attempted, Season

667 (1991)

### Fewest Passes Attempted, Season

287 (1982, nine games)  
333 (1967)

### Most Passes Attempted, Game

68 (@ Buffalo, 11/1/64 — 37 completed)  
61 (vs. Oakland, 11/7/65 — 27 completed)  
61 (@ Oakland, 12/19/04 — 40 completed)

### Fewest Passes Attempted, Game

6 (vs. Cincinnati, 10/4/81)

### Most Passes Attempted, Both Teams

98 (Titans 61, Oakland 37, @ Oakland, 12/19/04)  
97 (Oilers 44, Denver 53, @ Houston, 12/2/62)  
97 (Titans 42, Detroit 55, @ Tennessee, 9/23/12)

### Most Passes Completed, Season

411 (1991)

### Fewest Passes Completed, Season

144 (1967)

### Most Passes Completed, Game

41 (vs. Dallas, 11/10/91 — overtime)

### Fewest Passes Completed, Game

1 (vs. Cincinnati, 10/4/81)

### Most Yards Gained Passing, Season

4,805 (1990)

### Fewest Yards Gained Passing, Season

1,381 (1967)

### Most Yards Gained Passing, Game

527 (@ Kansas City, 12/16/90)

### Fewest Yards Gained Passing, Game

-7 (@ New England, 10/18/09)

### Most Times Sacked, Season

65 (1994)  
58 (1985)

### Fewest Times Sacked, Season

11 (1962)  
12 (2008)

### Most Times Sacked, Game

12 (vs. Dallas, 9/29/85)

### Most Times Sacked, Both Teams, Game

14 (Oilers 12, Dallas 2, @ Houston, 9/29/85)

### Most Touchdowns Passing, Season

48 (1961)

### Fewest Touchdowns Passing, Season

9 (2007)

### Most Touchdowns Passing, Game

7 (twice, last vs. N.Y. Titans, 10/14/62)

### Most Touchdowns Passing, Both Teams, Game

11 (Oilers 5, Oakland 6, @ Oakland, 12/22/63)

### Most Passes Had Intercepted, Season

48 (1962)\*

### Fewest Passes Had Intercepted, Season

8 (2019)  
9 (2003, 2008)  
10 (1998)

### Most Passes Had Intercepted, Game

6 (six times, last @ Cleveland, 11/30/86)

\* Denotes League Record

## TEAM RECORDS: PUNTING

### Most Punts, Season

100 (1976)  
96 (1994)  
93 (1979)

### Fewest Punts, Season

34 (1990)

### Most Punts, Game

11 (three times, last @ Pittsburgh, 12/3/95)

### Fewest Punts, Game

0 (five times, last vs. Cincinnati, 10/27/91)

### Highest Average Distance, Punting, Season

49.7 (2017)  
47.4 (2015)  
47.2 (1998)  
47.1 (2019)  
46.8 (2014)  
46.4 (2018)  
45.3 (1993)

## TEAM RECORDS: PUNTING

<p>45.2 (1992)</p> <p><b>Highest Average Distance, Punting, Game</b> 60.5 (vs. Pittsburgh, 10/25/20) 59.2 (vs. Buffalo, 12/27/92)</p>	<p><b>Highest Net Average, Punting, Season</b> 44.6 (2017) 43.1 (2019) 41.7 (2018) 40.8 (2014) 40.3 (2015)</p>	<p>39.4 (2012) 39.4 (2011) 39.2 (1998) 39.2 (2013)</p>
---	--	--

## TEAM RECORDS: PUNT RETURNS & KICKOFF RETURNS

### PUNT RETURNS

<p><b>Most Punt Returns, Season</b> 53 (2000) 52 (1968)</p> <p><b>Fewest Punt Returns, Season</b> 15 (1960)</p> <p><b>Most Punt Returns, Game</b> 10 (vs. Tampa Bay, 9/12/76)</p> <p><b>Most Yards, Punt Returns, Season</b> 671 (2000) 620 (1975)</p> <p><b>Fewest Yards, Punt Returns, Season</b> 104 (1982, 9 games) 118 (1961)</p> <p><b>Highest Average, Punt Returns, Season</b> 15.3 (2012) 15.0 (1977)</p> <p><b>Most Touchdowns, Punt Returns, Season</b> 3 (1975, 2006 and 2012)</p>
--

<p><b>Most Touchdowns, Punt Returns, Game</b> 2 (vs. Jacksonville, 12/30/12) 1 (19 times, last vs. Detroit, 9/23/12)</p>
--

### KICKOFF RETURNS

<p><b>Most Kickoff Returns, Season</b> 83 (1983)</p> <p><b>Fewest Kickoff Returns, Season</b> 23 (2018) 28 (2017) 30 (2019) 31 (1993) 32 (2011) 33 (2016) 33 (2015)</p> <p><b>Most Kickoff Returns, Game</b> 10 (twice, last at Cincinnati, 12/17/89)</p> <p><b>Most Yards, Kickoff Returns, Season</b> 1,835 (2006) 1,721 (1981)</p>
---

<p><b>Fewest Yards, Kickoff Returns, Season</b> 589 (1993) 618 (2017) 629 (2016) 638 (2019) 680 (2015) 737 (2018) 832 (2011)</p>
--

<p><b>Highest Average, Kickoff Returns, Season</b> 32.0 (2018)* 26.1 (2000) 26.0 (2011) 25.9 (1962)</p>
---

<p><b>Most Touchdowns, Kickoff Returns, Season</b> 2 (three times, last in 1983)</p>
--

<p><b>Most Touchdowns, Kickoff Returns, Game</b> 1 (18 times, last @ Indianapolis, 11/29/20)</p>
--

## TEAM RECORDS: FUMBLES

<p><b>Most Fumbles, Season</b> 42 (1994) 41 (1985)</p> <p><b>Fewest Fumbles, Season</b> 10 (2017) 14 (1982, nine games) 17 (1962, 1999, 2011 and 2016)</p> <p><b>Most Fumbles, Game</b> 8 (@ Pittsburgh, 12/9/73)</p> <p><b>Most Fumbles Lost, Season</b> 25 (1994)</p>
---

<p><b>Fewest Fumbles Lost, Season</b> 6 (2018) 7 (1967, 2006 and 2016) 8 (2008, 2011 and 2017)</p> <p><b>Most Fumbles Lost, Game</b> 5 (twice, last vs. Philadelphia, 12/2/91)</p> <p><b>Most Opponents' Fumbles Recovered, Season</b> 28 (1977)</p> <p><b>Most Opponents' Fumbles Recovered, Game</b> 7 (@ Kansas City, 10/12/69)</p>
--

<p><b>Fewest Opponents' Fumbles Recovered, Season</b> 4 (2014) 5 (2012) 6 (2016 and 2018) 7 (2009) 8 (four times, last in 2015)</p>
---

## TEAM RECORDS: BLOCKED KICKS

<p><b>Most Blocked Field Goals, Season</b> 6 (1961)</p> <p><b>Most Blocked Field Goals, Game</b> 2 (at Indianapolis, 12/1/19) 2 (at Baltimore, 12/14/97) 2 (at Cleveland, 9/13/81) 2 (vs. Denver, 11/26/61)</p>
---

<p><b>Most Blocked Extra Points, Season</b> 3 (1975)</p> <p><b>Most Blocked Extra Points, Game</b> 2 (at Cincinnati, 12/23/90) 2 (vs. Miami, 11/16/75)</p>
--

<p><b>Most Blocked Punts, Season</b> 3 (1988)</p> <p><b>Most Blocked Punts, Game</b> 2 (at Pittsburgh, 10/16/88) 2 (at Philadelphia, 10/2/88)</p>
---



## TEAM RECORDS: PENALTIES

### Fewest Penalties, Season (any)

52 (1982, nine games)  
58 (1963)

### Fewest Penalties, 16-Game Season

82 (2018)  
84 (1983)

### Most Penalties, Season

148 (1989)

### Fewest Penalties, Game

0 (vs. Jacksonville, 12/24/11)

0 (@ Cincinnati, 10/29/72)  
0 (@ Buffalo, 11/1/64)  
0 (vs. Kansas City, 10/27/63)  
0 (vs. Oakland, 12/9/62)

### Most Penalties, Game

18 (@ Jacksonville, 1/1/06)

### Fewest Yards Penalized, Season (any)

424 (1982, nine games)

### Fewest Yards Penalized, 16-Game Season

727 (2018)

773 (2007)

### Most Yards Penalized, Season

1,150 (twice, last in 1988)

### Most Yards Penalized, Game

212 (vs. Baltimore, 10/10/99)

## TEAM RECORDS: DEFENSE

### SCORING

#### Fewest Points Allowed, Season

191 (2000)  
199 (1967)  
226 (1975)

#### Most Points Allowed, Season

471 (2012)  
460 (1983)  
447 (1973)

#### Fewest Points Allowed, Game

0 (16 times, last at N.Y. Giants, 12/16/18)

#### Most Points Allowed, Game

61 (twice, last @ Cincinnati, 12/17/89)

#### Fewest Touchdowns Allowed, Season

18 (1967)

#### Most Touchdowns Allowed, Season

55 (2012)  
53 (1983)

### FIRST DOWNS

#### Fewest First Downs Allowed, Season

183 (1969)

#### Most First Downs Allowed, Season

358 (2012)  
357 (2014)  
356 (1985)  
356 (2010)

#### Most First Downs Allowed, Game (since 1991)

39 (@ Denver, 12/8/13)  
36 (vs. Detroit, 9/23/12)  
34 (@ Cincinnati, 12/4/97)  
33 (@ Houston, 10/1/17)

#### Fewest First Downs Allowed, Rushing, Season

62 (2000)

#### Most First Downs Allowed, Rushing, Season

147 (1972)

#### Fewest First Downs Allowed, Passing, Season

89 (1976)

#### Most First Downs Allowed, Passing, Season

231 (2017)  
227 (2016)  
214 (2010)  
213 (2019)  
211 (2014)  
210 (2012)  
210 (2009)

#### Fewest First Downs Allowed, Penalty, Season

13 (twice, last in 1969)

#### Most First Downs Allowed, Penalty, Season

48 (1985)

### NET YARDS

#### Fewest Yards Allowed, Season

3,375 (1968)

#### Most Yards Allowed, Season

6,155 (1985)

#### Fewest Yards Allowed, Game

26 (vs. Denver, 9/3/66)

#### Most Yards Allowed, Game

619 (@ New England, 10/18/09)  
584 (@ Cincinnati, 12/17/89)  
583 (vs. Detroit, OT, 9/23/12)

#### Fewest Total Plays Allowed, Season

610 (1982, nine games)  
840 (1970)

#### Most Total Plays Allowed, Season

1,139 (2010)  
1,099 (2014)  
1,091 (1985)

#### Fewest Total Plays Allowed, Game

36 (vs. Denver, 9/3/66)

#### Most Total Plays Allowed, Game

92 (vs. Detroit, OT, 9/23/12)

91 (@ Philadelphia, 11/19/06)  
91 (@ Denver, 12/8/13)  
87 (@ Cleveland, 10/2/11)  
86 (vs. Washington, 11/21/10)  
85 (three times, last @ Cleveland, 11/30/86, OT)

### RUSHING

#### Fewest Yards Allowed, Rushing, Season

1,027 (1960)

#### Most Yards Allowed, Rushing, Season

2,814 (1985)

#### Fewest Yards Allowed, Rushing, Game

-14 (@ Boston, 11/25/60)  
4 (vs. Buffalo, 11/23/97)

#### Most Yards Allowed, Rushing, Game

398 (@ Dallas Texans, 10/1/61)  
302 (vs. Kansas City, 10/24/65)

#### Fewest Touchdowns Allowed, Rushing, Season

5 (1996 and 2017)

#### Most Touchdowns Allowed, Rushing, Season

27 (1984)

#### Fewest Attempts Allowed, Rushing, Season

298 (1982, nine games)  
356 (2016)  
362 (1962)

#### Most Attempts Allowed, Rushing, Season

596 (1984)

#### Fewest Attempts Allowed, Rushing, Game

9 (vs. Denver, 12/11/16)  
10 (@ Indianapolis, 12/30/07)  
11 (vs. Miami, 10/1/89)

#### Most Attempts Allowed, Rushing, Game

56 (@ Dallas Texans, 10/1/61)

### PASSING

#### Fewest Net Yards Allowed, Passing, Season

1,671 (1968)

## TEAM RECORDS: DEFENSE

### Most Net Yards Allowed, Passing, Season

4,307 (2016)  
4,139 (2009)  
4,084 (2001)

### Fewest Net Yards Allowed, Passing, Game

-52 (vs. Cincinnati, 10/31/71)  
-16 (vs. Chicago, 11/6/77)

### Most Net Yards Allowed, Passing, Game

442 (vs. Detroit, OT, 9/23/12)  
433 (vs. Kansas City, 11/10/19)  
426 (@ New England, 10/18/09)  
425 (@ Indianapolis, 12/5/04)  
407 (@ Oakland, 12/22/63)  
405 (vs. Buffalo, 10/11/64)

### Fewest Touchdowns Allowed, Passing, Season

10 (1967, 2000)

### Most Touchdowns Allowed, Passing, Season

35 (1966)

### Fewest Attempts Allowed, Passing, Season

284 (1982, nine games)  
324 (1972)

### Most Attempts Allowed, Passing, Season

635 (2016)  
625 (2010)  
605 (2017)  
604 (2009)  
598 (2019)  
591 (2011)

### Fewest Attempts Allowed, Passing, Game

11 (@ Pittsburgh, 9/11/05)

### Most Attempts Allowed, Passing, Game

61 (@ Cleveland, 10/2/11)  
59 (@ Denver, 12/8/13)  
57 (@ Pittsburgh, 12/19/93)

### Fewest Completions Allowed, Season

158 (1968)

### Most Completions Allowed, Season

410 (2010)  
404 (2009)  
388 (2016)  
386 (2019)  
374 (2012)  
369 (2011)  
369 (2017)  
349 (2007)  
347 (2014)

### Fewest Completions Allowed, Game

2 (vs. Denver, 9/3/66)

### Most Completions Allowed, Game

43 (vs. Detroit, OT, 9/23/12)  
40 (@ Cleveland, 10/2/11)  
39 (@ Denver, 12/8/13)  
38 (@ New England, 10/18/09)  
37 (@ Indianapolis, 11/3/02)  
36 (vs. Cleveland, 9/22/02)  
36 (vs. Indianapolis, 10/11/09)  
36 (vs. New Orleans, 12/11/11)  
36 (vs. Denver, 12/11/16)

36 (vs. Kansas City, 11/10/19)

36 (vs. Chicago, 11/8/20)

## SACKS

### Most Sacks, Season

55 (2000)  
54 (1999)  
52 (1993)  
51 (1979)

### Fewest Sacks, Season

21 (1966)

### Most Sacks, Game

9 vs. N.Y. Titans, 10/14/62  
9 vs. Cincinnati, 10/31/71  
8 at Arizona, 12/10/17  
8 at Indianapolis, 11/26/17  
8 at San Diego, 10/17/76  
8 at Buffalo, 11/10/85  
8 at Cincinnati, 9/12/82

## INTERCEPTIONS

### Most Interceptions, Season

36 (1963)

### Fewest Interceptions, Season

3 (1982, nine games)\*  
6 (1972)

### Most Interceptions, Game

6 (six times, last vs. Atlanta, 12/5/93)

### Most Interceptions, Both Teams, Game

13 (Oilers 5, Denver 8, @ Houston, 12/2/62)

### Most Yards Returning Interceptions, Season

676 (1962)

### Most Yards Returning Interceptions, Game

245 (@ N.Y. Jets, 10/15/67)

### Most TDs, Returning Interceptions, Season

7 (1967)

### Most TDs, Returning Interceptions, Game

3 (vs. San Diego, 12/19/71)

## PUNT RETURNS

### Fewest Opponent Punt Returns, Season

20 (1961)  
23 (1990)

### Most Opponent Punt Returns, Season

64 (1979)  
60 (twice, last in 1976)

### Fewest Yards Allowed, Punt Returns, Season

144 (2005)  
160 (2000)  
186 (1990)

### Most Yards Allowed, Punt Returns, Season

748 (1979)  
668 (1976)

### Lowest Average Allowed, Punt Returns, Season

4.5 (2005)  
5.3 (1969)

### Highest Average Allowed, Punt Returns, Season

13.9 (2002)  
13.6 (1961)

### Most Touchdowns Allowed, Punt Returns, Season

3 (2002)  
2 (1962, 1965 and 2016)

## KICKOFF RETURNS

### Fewest Opponent Kickoff Returns, Season

21 (2016)  
22 (2015)  
25 (2018)  
26 (1982, nine games)  
30 (2011)  
31 (2014)  
32 (1970, 1986, 2017)

### Most Opponent Kickoff Returns, Season

81 (2003)  
78 (1995, 1996)  
76 (1999, 2000)  
74 (2002)  
71 (1990, 1997, 2009)

### Fewest Yards Allowed, Kickoff Returns, Season

462 (2016)  
564 (1982, nine games)  
599 (2015)  
680 (2011)  
695 (1986)

### Most Yards Allowed, Kickoff Returns, Season

1,714 (2009)  
1,675 (1996)  
1,596 (1999)  
1,587 (2000)  
1,528 (1997)

### Lowest Average Allowed, Kickoff Returns, Season

15.7 (1992)

### Highest Average Allowed, Kickoff Returns, Season

27.8 (2018)  
27.6 (2014)  
27.2 (2015)  
26.1 (2012)  
25.0 (2008)  
24.9 (1985, 2001)

### Most Touchdowns Allowed, Kickoff Returns, Season

2 (1966, 1999)

## PUNTING

### Most Punts Forced, Season

105 (2000)  
96 (1976)

## TEAM RECORDS: DEFENSE

**Fewest Punts Forced, Season**

38 (1982, 9 games)  
56 (1964, 1989)

**Most Punts Forced, Game**

11 (five times, last vs. Pittsburgh, 11/6/94)

**Fewest Punts Forced, Game**

0 4 times (11/12/78 at New England;  
11/5/95 at Cleveland; 12/5/04 at  
Indianapolis; 9/26/10 at N.Y. Giants)

**Lowest Punting Average Allowed (Gross), Season**

37.1 (1960)

\* Denotes League Record

## ALL-TIME TWO-POINT CONVERSIONS

### TITANS

<b>1994 Oilers: 4-7</b>	<b>Run 0-0, Pass 4-7</b>	<b>12/14/03 vs. Buf</b>	Robert Holcombe run	Good
<b>9/4/94 vs. Ind</b>	Bucky Richardson to Reggie Brown	Good		
	Bucky Richardson to Haywood Jeffries	NG		
<b>10/13/94 vs. Cle</b>	Billy Joe Tolliver to Haywood Jeffries	Good		
<b>12/11/94 vs. Sea</b>	Billy Joe Tolliver to Haywood Jeffries	Good		
	Billy Joe Tolliver to Todd McNair	NG		
<b>12/18/94 vs. KC</b>	Billy Joe Tolliver to Webster Slaughter	NG		
<b>12/24/94 vs. NYJ</b>	Bucky Richardson to Haywood Jeffries	Good		
<b>1995 Oilers: 2-5</b>	<b>Run 2-3, Pass 0-2</b>	<b>2004 Titans: 1-2</b>	<b>Pass 0-1, Run 1-1</b>	
<b>10/8/95 vs. Min</b>	Rodney Thomas run	Good		
<b>10/22/95 vs. Chi</b>	Chris Chandler run	Good		
<b>11/12/95 vs. Cin</b>	Will Furrer to Haywood Jeffries	NG		
<b>11/19/95 vs. KC</b>	Rich Camarillo to Bruce Matthews	NG		
<b>12/24/95 vs. Buf</b>	Rodney Thomas run	NG		
<b>1996 Oilers: 0-0</b>	<b>No Attempts</b>	<b>2006 Titans: 3-3</b>	<b>Run 2-2, Pass 1-1</b>	
None		<b>9/10/06 vs. NYJ</b>	Travis Henry run	Good
			Kerry Collins pass to Drew Bennett	Good
<b>1997 Oilers: 2-4</b>	<b>Run 1-3, Pass 1-1</b>	<b>10/1/06 vs. Dal</b>	Vince Young run	Good
<b>8/31/97 vs. Oak</b>	Eddie George Run	Good		
<b>9/28/97 vs. Pitt</b>	Steve McNair to Frank Wycheck	Good		
<b>11/16/97 vs. Jax</b>	Rodney Thomas run	NG		
<b>12/14/97 vs. Bal</b>	Steve McNair run	NG		
<b>1998 Oilers: 1-4</b>	<b>Pass 0-0, Run 1-4</b>	<b>2007 Titans: 0-0</b>	<b>No Attempts</b>	
<b>9/27/98 vs. Jax</b>	Eddie George run	NG		
<b>10/11/98 vs. Bal</b>	Eddie George run	NG		
<b>11/29/98 vs. Sea</b>	Eddie George run	NG		
<b>12/20/98 vs. GB</b>	Eddie George run	Good		
<b>1999 Titans: 1-3</b>	<b>Pass 1-1, Run 0-2</b>	<b>2008 Titans: 1-1</b>	<b>Run 0-0, Pass 1-1</b>	
<b>10/3/99 vs. SF</b>	Eddie George run	NG		
<b>11/28/99 vs. Cle</b>	Frank Wycheck run	NG		
<b>12/5/99 vs. Bal</b>	Steve McNair to Jackie Harris	Good		
<b>2000 Titans: 0-0</b>	<b>No Attempts</b>	<b>10/27/08 vs. Ind</b>	Kerry Collins pass to Ahmard Hall	Good
None		<b>2009 Titans: 1-2</b>	<b>Run 1-1, Pass 0-1</b>	
<b>2001 Titans: 3-4</b>	<b>Pass 3-4, Run 0-0</b>	<b>10/4/09 at Jax</b>	Kerry Collins pass to Nate Washington	NG
<b>10/14/01 vs. TB</b>	Steve McNair to Kevin Dyson	Good		
<b>10/21/01 vs. Det</b>	Steve McNair to Drew Bennett	Good		
<b>12/16/01 vs. GB</b>	Steve McNair to Kevin Dyson	NG		
	Steve McNair to Derrick Mason	Good		
<b>2002 Titans: 2-6</b>	<b>Pass 0-2, Run 2-4</b>	<b>2010 Titans: 1-2</b>	<b>Run 0-0, Pass 1-2</b>	
<b>9/8/02 vs. Phi</b>	Steve McNair run	NG		
	Eddie George run	Good		
<b>9/29/02 vs. Oak</b>	Steve McNair to Derrick Mason	NG		
	Steve McNair to Frank Wycheck	NG		
	Eddie George Run	NG		
<b>12/1/02 vs. NYG</b>	Steve McNair run	Good		
<b>2003 Titans: 3-4</b>	<b>Pass 1-2, Run 2-2</b>	<b>9/19/10 vs. Pit</b>	Kerry Collins pass to Kenny Britt	Good
<b>10/5/03 vs. NE</b>	Steve McNair to Tyrone Calico	Good		
<b>12/7/03 vs. Ind</b>	Steve McNair Run	Good		
	Steve McNair to Derrick Mason	NG		
		<b>10/31/10 at SD</b>	Vince Young pass incomplete to Chris Johnson	NG
		<b>2011 Titans: 0-0</b>	<b>No Attempts</b>	
		None		
		<b>2012 Titans: 1-1</b>	<b>Run 0-0, Pass 1-1</b>	
		<b>11/4/12 vs. Chi</b>	Matt Hasselbeck pass to Kenny Britt	Good
		<b>2013 Titans: 0-0</b>	<b>No Attempts</b>	
		None		
		<b>2014 Titans: 0-1</b>	<b>Run 0-1, Pass 0-0</b>	
		<b>10/26/14 vs. Hou</b>	Leon Washington run	NG
		<b>2015 Titans: 3-5</b>	<b>Run 0-1, Pass 3-4</b>	
		<b>9/27/15 vs. Ind</b>	Jalston Fowler run	NG
		<b>11/8/15 at NO</b>	Marcus Mariota pass to Delanie Walker	Good
		<b>11/29/15 vs. Oak</b>	Marcus Mariota pass to Dorial Green-Beckham	Good
		<b>12/13/15 at N.Y. Jets</b>	Marcus Mariota pass to Dexter McCluster	Good
		<b>12/27/15 vs. Hou</b>	Zach Mettenberger pass to Anthony Fasano	NG
		<b>2016 Titans: 0-5</b>	<b>Run 0-0, Pass 0-5</b>	
		<b>9/11/16 vs. Min</b>	Marcus Mariota pass to DeMarco Murray	NG
		<b>9/18/16 at Det</b>	Marcus Mariota sacked	NG
		<b>10/23/16 vs. Ind</b>	Aborted play, Brett Kern pass to Ryan Succop	NG
		<b>11/13/16 vs. GB</b>	Marcus Mariota pass to Rishard Matthews	NG
		<b>12/18/16 at KC</b>	Marcus Mariota pass incomplete	NG
		<b>2017 Titans: 0-0</b>	<b>Run 0-0, Pass 0-0</b>	
		None		

**ALL-TIME TWO-POINT CONVERSIONS****TITANS**

**2018 Titans: 0-1** **Run 0-0, Pass 0-1**  
**10/21/18 at LAC** Marcus Mariota pass to Taywan Taylor NG

**2019 Titans: 1-2** **Run 1-1, Pass 0-1**  
**11/3/19 at Car** Ryan Tannehill pass to Adam Humphries NG  
**11/10/19 vs. KC** Ryan Tannehill run Good

**2020 Titans: 2-4** **Run 1-1, Pass 1-3**  
**9/27/20 at Min** Ryan Tannehill pass to Jonnu Smith NG  
**10/18/20 vs. Hou** Ryan Tannehill pass to Nick Westbrook-Ikhine Good  
**11/1/20 at Cin** Brett Kern pass intercepted by Josh Byner NG  
**11/22/20 at Bal** Ryan Tannehill run Good

**Titans Overall Two-Point Statistics: 32-67 (47.8%)**

**OPPONENTS**

**1994 Opponents: 2-2** **Run 2-2, Pass 0-0**  
**10/13/94 vs. Cle** Tom Tupa Run Good  
**12/4/94 vs. Ari** Ronald Moore Run Good

**1995 Opponents: 0-2** **Run 0-0, Pass 0-2**  
**11/26/95 vs. Den** John Elway to Shannon Sharpe NG  
**12/17/95 vs. NYJ** Boomer Esiason to Fred Baxter NG

**1996 Opponents: 1-3** **Run 1-1, Pass 0-2**  
**9/15/96 vs. Bal** Vinny Testaverde pass NG  
**11/10/96 at NO** Michael Haynes run Good  
**10/13/96 at Atl** Bobby Hebert pass to Roell Preston NG

**1997 Opponents: 0-1** **Run 0-0, Pass 0-1**  
**10/5/97 vs. Sea** Rick Tuten (kicking form.) bad snap, inc. pass NG

**1998 Opponents: 4-5** **Run 0-0, Pass 4-5**  
**11/1/98 vs. Pit** Kordell Stewart to Charles Johnson Good  
 Mike Tomczak to Charles Johnson Good  
 Mike Tomczak to Will Blackwell Good  
**11/8/98 vs. TB** Trent Dilfer to Bert Emanuel NG  
**12/26/98 vs. Min** Randall Cunningham to Randy Moss Good

**1999 Opponents: 4-6** **Run 0-1, Pass 4-5**  
**9/12/99 vs. Cin** Jeff Blake to Willie Jackson Good  
 Ki-Jana Carter run NG  
 Jeff Blake to Brian Milne Good  
**9/19/99 vs. Cle** Tim Couch Pass incomplete NG  
**10/17/99 vs. NO** B.J. Tolliver to Brett Bech Good  
**1/2/00 vs. Pit** Mike Tomczak to Hines Ward Good

**2000 Opponents: 0-0** **No Attempts**  
 None

**2001 Opponents: 1-2** **Run 1-1, Pass 0-1**  
**10/7/01 vs. Bal** Elvis Grbac to Brandon Stokley NG  
**12/2/01 vs. Cle** Jamel White run Good

**2002 Opponents: 3-4** **Run 0-0, Pass 3-4**  
**11/3/02 vs. Ind** Peyton Manning to Marvin Harrison Good  
**11/17/02 vs. Pit** Kordell Stewart to Dan Kreider Good  
 Antwaan Randle El to Hines Ward Good  
**12/1/02 vs. NYG** Kerry Collins to Jeremy Shockey NG

**2003 Opponents: 0-1** **Run 0-0, Pass 0-1**  
**12/14/03 vs. Buf** Drew Bledsoe to Bernard Shaw NG

**2004 Opponents: 1-2** **Run 0-0, Pass 1-2**  
**9/26/04 vs. Jax** Byron Leftwich to Reggie Williams Good  
**1/2/05 vs. Det** Joey Harrington to Roy Williams NG

**2005 Opponents: 2-2** **Run 0-0, Pass 2-2**  
**10/11/05 vs. Hou** David Carr to Corey Bradford Good  
**11/27/05 vs. SF** Ken Dorsey to Terry Jackson Good

**2006 Opponents: 1-2** **Run 0-0, Pass 1-2**  
**10/22/06 at Was** Mark Brunell to Santana Moss Good  
**10/29/06 vs. Hou** Sage Rosenfels to Andre Johnson NG

**2007 Opponents: 1-1** **Run 0-0, Pass 1-1**  
**10/21/07 at Hou** Sage Rosenfels to Andre Davis Good

**2008 Opponents: 0-1** **Run 0-1, Pass 0-0**  
**9/21/08 vs. Hou** Aborted kick, Matt Turk run NG

**2009 Opponents: 1-1** **Run 1-1, Pass 0-0**  
**9/20/09 vs. Mia** Ricky Williams run Good

**2010 Opponents: 0-2** **Run 0-2, Pass 0-0**  
**10/31/10 at SD** Aborted kick, Kris Brown run NG  
**11/14/10 at Mia** Ronnie Brown run NG

**2011 Opponents: 0-2** **Run 0-2, Pass 0-0**  
**12/11/11 vs. NO** Pierre Thomas run NG  
**1/1/12 at Hou** Snap over Jake Delhomme's head, rec. by Ten. NG

**2012 Opponents: 1-2** **Run 0-0, Pass 1-2**  
**9/23/12 vs. Det** Matthew Stafford pass to Nate Burleson Good  
**12/30/12 vs. Jax** Chad Henne pass incomplete NG

**2013 Opponents: 1-1** **Run 1-1, Pass 0-0**  
**9/15/13 at Hou** Arian Foster run Good

**2014 Opponents: 0-1** **Run 0-0, Pass 0-0**  
**12/14/14 vs. NYJ** Geno Smith pass incomplete NG

**2015 Opponents: 0-1** **Run 0-0, Pass 0-1**  
**12/6/15 vs. Jax** Blake Bortles pass incomplete NG

**2016 Opponents: 1-3** **Run 1-2, Pass 0-1**  
**10/16/16 vs. Cle** Cody Kessler pass incomplete NG  
**10/27/16 vs. Jax** Blake Bortles run Good  
**11/13/16 vs. GB** James Starks run NG

**2017 Opponents: 0-2** **Run 0-0, Pass 0-2**  
**9/17/17 at Jax** Blake Bortles pass incomplete NG  
**9/24/17 vs. Sea** Russell Wilson pass incomplete NG

**2018 Opponents: 0-0** **No Attempts**  
 None

**2019 Opponents: 2-4** **Run 0-0, Pass 2-4**  
**10/27/19 vs. TB** Jameis Winston pass incomplete NG  
**10/27/19 vs. TB** Jameis Winston pass to Chris Godwin Good  
**11/24/19 vs. Jax** Nick Foles pass to DJ Chark Good  
**11/24/19 vs. Jax** Nick Foles pass incomplete NG

**2020 Opponents: 1-6** **Run 0-1, Pass 1-5**  
**9/27/20 at Min** Kirk Cousins pass to Adam Thielen NG  
**10/13/20 vs. Buf** Josh Allen pass to Cole Beasley NG  
**10/18/20 vs. Hou** Deshaun Watson pass to Randall Cobb NG  
**11/22/20 at Bal** Lamar Jackson pass to J.K. Dobbins Good  
**11/29/20 at Ind** Jacoby Brissett run NG  
**11/29/20 at Ind** Philip Rivers pass to Zach Pascal NG

**Opponents Overall Statistics: 27-59 (45.8%)**

## ALL-TIME SHUTOUTS

### ALL-TIME DEFENSIVE SHUTOUTS

Date	Opponent	Score
9/9/61	Oakland	55-0
9/10/66	Oakland	31-0
10/16/66	New York	24-0
10/13/68	at Boston	16-0
9/21/75	at New England	7-0
9/12/76	Tampa Bay	20-0
9/18/77	NY Jets	20-0
11/6/77	Chicago	47-0
12/4/80	Pittsburgh	6-0
10/22/89	Pittsburgh	27-0
9/27/92	San Diego	27-0
9/12/93	Kansas City	30-0
1/2/94	NY Jets	24-0
12/17/00	at Cleveland	24-0
12/25/00	Dallas	31-0
12/16/18	at NY Giants	17-0

### ALL-TIME OPPONENT SHUTOUTS

Date	Opponent	Score
12/4/60	at Dallas	0-24
12/1/63	at San Diego	0-27
10/12/69	at Kansas City	0-24
11/2/69	at Boston	0-24
11/1/70	at St. Louis	0-44
9/19/71	at Cleveland	0-31
10/9/72	Oakland	0-34
11/5/72	at Cleveland	0-20
11/25/73	New England	0-32
11/24/74	Dallas	0-10
12/11/76	Pittsburgh	0-21
9/22/85	at Pittsburgh	0-20
11/10/85	at Buffalo	0-20
12/7/86	at San Diego	0-27
11/26/89	at Kansas City	0-34
11/7/99	at Miami	0-17
12/28/08	at Indianapolis	0-23
10/18/09	at New England	0-59
11/28/10	at Houston	0-20
10/14/18	Baltimore	0-21
10/13/19	at Denver	0-16

## GAME-WINNING FIELD GOALS

The franchise has totaled 49 game-winning field goals since 1960, including three playoff game winners. **Rob Bironas** leads the franchise with 11 game-winning field goals, followed by the 10 by former Oiler/Titan **Al Del Greco** (1991-00). Bironas' 60-yard field goal vs. Indianapolis (12/3/06) ranks as the longest game-winning field goal in franchise history. A game-winning field goal is defined as one that was the final score of the game and gave the kicker's team the lead at any time in the fourth quarter or overtime.

Date	Opp.	Kicker	Length	Final Score	Date	Opp.	Kicker	Length	Final Score
10/24/65	Kansas City	Spikes	15	38-36	10/21/01	at Detroit	Nedney	46	27-24
10/31/65	at Buffalo	Blanda	8	19-17	12/22/01	at Oakland	Nedney	21	13-10
10/26/69	Denver	Gerela	22	24-21	12/01/02	at N.Y. Giants	Nedney	38	32-29*
12/1/74	at Pittsburgh	Butler	34	13-10	<b>1/11/03</b>	<b>Pittsburgh</b>	<b>Nedney</b>	<b>26</b>	<b>34-31*</b>
9/17/78	San Francisco	Fritsch	19	20-19	<b>1/3/04</b>	<b>at Baltimore</b>	<b>Anderson</b>	<b>46</b>	<b>20-17</b>
10/1/78	at Cleveland	Fritsch	19	16-13	12/11/05	Houston	Bironas	21	13-10
9/23/79	at Cincinnati	Fritsch	29	30-27*	10/15/06	at Washington	Bironas	30	25-22
10/28/79	N.Y. Jets	Fritsch	35	27-24*	11/26/06	N.Y. Giants	Bironas	49	24-21
9/28/80	at Cincinnati	Fritsch	29	13-10	12/3/06	Indianapolis	Bironas	60	20-17
12/2/84	Pittsburgh	Cooper	30	23-20*	12/24/06	at Buffalo	Bironas	30	30-29
11/3/85	Kansas City	Zendejas	38	23-20	10/21/07	at Houston	Bironas	29	38-36
11/24/85	San Diego	Zendejas	51	37-35	11/2/08	Green Bay	Bironas	41	19-16*
<b>1/3/88</b>	<b>Seattle</b>	<b>Zendejas</b>	<b>42</b>	<b>23-20*</b>	11/23/09	at Houston	Bironas	53	20-17
9/4/88	at Indianapolis	Zendejas	35	17-14*	12/20/09	Miami	Bironas	46	27-24*
11/13/89	Cincinnati	Zendejas	28	26-24	9/23/12	Detroit	Bironas	26	44-41*
11/10/91	Dallas	Del Greco	23	26-23*	10/11/12	Pittsburgh	Bironas	40	26-23
9/20/92	Kansas City	Del Greco	39	23-20*	12/18/16	at Kansas City	Succop	53	19-17
12/12/93	Cleveland	Del Greco	25	19-17	10/22/17	at Cleveland	Succop	47	12-9*
10/6/96	at Cincinnati	Del Greco	49	30-27*	9/16/18	Houston	Succop	31	20-17
8/31/97	Oakland	Del Greco	33	24-21*	9/23/18	at Jacksonville	Succop	28	9-6
12/13/98	at Jacksonville	Del Greco	41	16-13	9/14/20	at Denver	Gostkowski	25	16-14
9/12/99	Cincinnati	Del Greco	33	36-35	9/20/20	Jacksonville	Gostkowski	49	33-30
9/10/00	Kansas City	Del Greco	36	17-14*	9/27/20	at Minnesota	Gostkowski	55	31-30
11/5/00	Pittsburgh	Del Greco	29	9-7					
12/3/00	at Philadelphia	Del Greco	50	15-13					
10/14/01	Tampa Bay	Nedney	49	31-28*					

\*Overtime games

Playoff games in **bold**



## ALL-TIME RETURN TOUCHDOWNS

### INTERCEPTION RETURN TOUCHDOWNS

Yards	Player	Date	Opp	Result
99	Cortland Finnegan	9/21/2008	Hou	W, 31-12
98	Darryll Lewis	10/22/1995	@ Chi	L, 32-35
97	Jordan Babineaux	10/2/2011	@ Cle	W, 31-13
95	Willie Alexander	9/25/1977	@ GB	W, 16-10
95	Pete Jaquess	9/19/1964	Oak	W, 42-28
90	Mark Johnston	10/27/1963	KC	W, 28-7
87	Perry Phenix	11/12/2000	Bal	L, 23-24
83	Michael Griffin	12/21/2008	Pit	W, 31-14
83	Adam Jones	12/17/2006	Jax	W, 24-17
81	Samari Rolle	10/30/2000	@ Was	W, 27-21
79	Zach Brown	12/30/2012	Jax	W, 38-20
76	Vincent Fuller	10/7/2007	Atl	W, 20-13
75	Vernon Perry	1/6/1980	@ Pit *	L, 13-27
73	Eugene Seale	10/4/1987	@ Den	W, 40-10
66	Ken Houston	9/14/1968	@ Mia	W, 24-10
62	Blaine Bishop	11/5/1995	@ Cle	W, 37-10
62	Miller Farr	11/26/1967	NE	W, 27-6
61	Chris Hope	12/17/2006	Jax	W, 24-17
61	Vincent Fuller	9/24/2007	@ NO	W, 31-14
60	Rocky Boiman	9/28/2003	@ Pit	W, 30-13
58	Bubba McDowell	1/3/1993	@ Buf *	L, 38-41
56	<b>Malcolm Butler</b>	12/22/2018	Was	W, 25-16
52	Lamar Lathon	9/8/1991	@ Cin	W, 30-7
52	Miller Farr	12/7/1968	Buf	W, 35-6
52	Reynaldo Hill	10/30/2005	Oak	L, 25-34
51	Andre Dyson	10/12/2003	Hou	W, 38-17
51	Ken Houston	10/5/1969	Buf	W, 28-14
51	Miller Farr	10/15/1967	@ NYJ	T, 28-28
51	Zeke Moore	10/20/1969	@ NYJ	L, 17-26
49	Eddie Robinson	11/12/1995	Cin	L, 25-32
49	Colin McCarthy	11/11/2012	@ Mia	W, 37-3
48	Ken Houston	10/31/1971	Cin	W, 10-6
47	Darryll Lewis	9/19/1993	@ SD	L, 17-18
47	Darryll Lewis	11/2/1997	Jax	L, 24-30
45	Benny Nelson	9/19/1964	Oak	W, 42-28
45	Vincent Fuller	12/13/2009	STL	W, 47-7
44	Steve Brown	9/4/1988	@ Ind	W, 17-14
43	Ken Houston	10/15/1967	@ NYJ	T, 28-28
42	Donald Mitchell	10/17/1999	@ NO	W, 24-21
41	Cortland Finnegan	10/24/2010	Phi	W, 37-19
40	Will Witherspoon	12/9/2012	@ Ind	L, 23-27
40	Larry Carwell	11/17/1968	Den	W, 38-17
40	Miller Farr	12/7/1968	Buf	W, 35-6
39	Denard Walker	10/26/1997	@ Ari	W, 41-14
39	Cortland Finnegan	11/8/2009	@ SF	W, 34-27
39	Miller Farr	10/1/1967	Den	W, 10-6
38	<b>Malcolm Butler</b>	9/8/2019	@ Cle	W, 43-13
38	Bo Orlando	12/19/1993	@ Pit	W, 26-17
37	Lamont Thompson	9/11/2004	@ Mia	W, 17-7
36	Cris Dishman	12/4/1994	Ari	L, 12-30
36	Darryll Lewis	9/29/1996	@ Pit	L, 16-30
36	Domingo Bryant	12/18/1988	@ Cle	L, 23-28
35	Ken Houston	12/19/1971	SD	W, 49-33
34	J.C. Wilson	9/30/1979	Cle	W, 31-10
33	Darryll Lewis	10/20/1991	@ Mia	W, 17-13
32	Peter Sirmon	12/22/2002	@ Jax	W, 28-10
31	Roderick Hood	11/15/2009	Buf	W, 41-17
31	Gene Babb	11/11/1962	@ Oak	W, 28-20
30	Zach Brown	12/30/2012	Jax	W, 38-20
30	Richard Johnson	10/14/1990	Cin	W, 48-17
30	Ken Houston	12/23/1967	@ Mia	W, 41-10
29	Ken Houston	12/19/1971	SD	W, 49-33
28	Don Floyd	12/2/1962	Den	W, 34-17
27	Lonnie Marts	11/1/1998	@ Pit	W, 41-31
26	Coty Sensabaugh	9/13/2015	@ TB	W, 42-14
26	Vincent Fuller	11/15/2009	Buf	W, 41-17
26	Bubba McDowell	12/7/1992	Chi	W, 24-7
25	Bob Atkins	12/19/1971	SD	W, 49-33
24	Randall Godfrey	10/22/2000	@ Bal	W, 14-6

Yards	Player	Date	Opp	Result
24	Rich Coady	12/16/2002	NE	W, 24-7
23	Jim Norton	10/22/1967	@ KC	W, 24-19
23	Marqueston Huff	12/7/2014	NYG	L, 7-36
23	Alterraun Verner	9/15/2013	@ Hou	L, 24-30
22	Ken Houston	12/15/1968	NE	W, 45-17
22	Zeke Moore	11/3/1974	@ NYJ	W, 27-22
22	Steve Jackson	10/17/1993	@ NE	W, 28-14
22	<b>Jayon Brown</b>	12/30/2018	Ind	L, 17-33
21	Brad Kassell	9/18/2005	Bal	W, 25-10
20	Chuck Cecil	10/8/1995	@ Min	L, 17-23
17	Ken Houston	12/12/1971	@ Buf	W, 20-14
17	Johnny Baker	9/27/1964	@ Den	W, 38-17
16	Andre Dyson	9/22/2002	Cle	L, 28-31
15	Fred Glick	9/14/1963	Den	W, 20-14
15	Dave Ball	11/27/2008	@ Det	W, 47-10
11	Andre Dyson	11/9/2003	Mia	W, 31-7
9	Logan Ryan	1/4/20	@ NE*	W, 20-14
8	Keith Bulluck	12/25/2000	Dal	W, 31-0
1	Joe Bowden	11/8/1998	@ TB	W, 31-22

\* Postseason

### FUMBLE RETURN TOUCHDOWNS

Yards	Player	Date	Opp	Result
96	C.L. Whittington	10/3/1976	@ NO	W, 31-26
93	Robert Lyles	10/19/1986	@ Cin	L, 28-31
92	Cortland Finnegan	12/17/2006	Jax	W, 24-17
83	Denard Walker	1/2/2000	@ Pit	W, 47-36
80	Marcus Robertson	9/5/1993	@ NO	L, 21-33
77	Jason McCourty	10/13/2013	@ Sea	L, 13-20
72	Alterraun Verner	9/23/2012	Det	W, 44-41
72	Terry Kinard	12/9/1990	Cle	W, 58-14
70	Al Smith	12/8/1991	Pit	W, 31-6
68	Ken Houston	9/26/1971	KC	L, 16-20
66	Zeke Moore	11/13/1977	@ Oak	L, 29-34
63	<b>Desmond King II</b>	11/8/2020	Chi	W, 24-17
62	Jason McCourty	11/30/2014	@ Hou	L, 21-45
61	Keith Bulluck	11/3/2002	@ Ind	W, 23-15
61	Samari Rolle	12/21/2003	@ Hou	W, 27-24
58	Cris Dishman	9/12/1993	KC	W, 30-0
55	Robert Lyles	12/6/1987	SD	W, 33-18
53	<b>Rashaan Evans</b>	11/10/2019	KC	W, 35-32
48	Willie Germany	9/21/1975	@ NE	W, 7-0
46	<b>Jayon Brown</b>	12/8/2019	@ Oak	W, 42-21
43	John Coker	12/14/1980	@ GB	W, 22-3
42	Marcus Robertson	11/27/1997	@ Dal	W, 27-14
41	Johnny Peacock	12/20/1970	@ Dal	L, 10-52
40	Tony Brown	10/29/2006	Hou	W, 28-22
39	Keith Bulluck	1/2/2005	Det	W, 24-19
38	Curley Culp	9/28/1975	SD	W, 33-17
38	Elvin Bethea	10/27/1974	@ Cin	W, 34-21
38	Tom Domres	11/16/1969	@ Den	T, 20-20
34	Gregg Bingham	11/6/1977	Chi	W, 47-0
32	Keith Bulluck	10/19/2003	@ Car	W, 37-17
30	Henry Ford	12/25/2000	Dal	W, 31-0
27	Marcus Robertson	11/23/1997	Buf	W, 31-14
27	Antwan Odom	11/20/2005	Jax	L, 28-31
27	Johnny Peacock	12/6/1969	NYJ	L, 26-34
25	Antwan Odom	9/25/2005	@ STL	L, 27-31
25	Keith Bostic	11/25/1984	@ Cle	L, 10-27
20	Jesse Baker	10/14/1979	@ Bal	W, 28-16
19	Garland Boyette	11/28/1971	Cle	L, 24-37
19	Cris Dishman	10/6/1991	Den	W, 42-14
19	Mike Dumas	9/1/1991	Oak	W, 47-17
16	Keith Bulluck	11/19/2006	@ Phi	W, 31-13
15	Johnny Meads	9/6/1992	Pit	L, 24-29
14	Jevon Kearse	1/2/2000	@ Pit	W, 47-36
14	Bobby Myers	9/9/2001	Mia	L, 23-31
12	Doug Cline	11/12/1961	NE	W, 27-15
12	Joe Bowden	10/18/1998	Cin	W, 44-14

## ALL-TIME RETURN TOUCHDOWNS

Yards	Player	Date	Opp	Result
10	William Fuller	11/26/1992	@ Det	W, 24-21
8#	Mike Munchak	9/14/1986	Cle	L, 20-23
8	Ray Childress	11/1/1992	@ Pit	L, 20-21
7	Doug Cline	9/10/1966	Oak	W, 31-0
5	Greg Stemrick	10/9/1977	Pit	W, 27-10
4	Wesley Woodyard	12/24/2017	LAR	L, 23-27
3	Wesley Woodyard	12/6/2015	Jax	W, 42-39
0	<b>DaQuan Jones</b>	1/1/2017	Hou	W, 24-17
0	Karl Klug	9/29/2013	NYJ	W, 38-13
0#	Erron Kinney	12/28/2003	TB	W, 33-13
0	Michael Roan	11/15/1998	Pit	W, 23-14
0	Ray Childress	12/5/1993	Atl	W, 33-17
0	Jeff Donaldson	9/21/1986	@ KC	L, 13-27
0	Mike Reinfeldt	9/19/1982	Sea	W, 23-21
0	Doug Cline	11/26/1961	Den	W, 45-14

# Own fumble recovery (all others opponent fumble recoveries)

### PUNT RETURN TOUCHDOWNS

Yards	Player	Date	Opp	Result
90	Adam Jones	11/19/2006	@ Phi	W, 31-13
87	Billy Johnson	10/16/1977	Cle	L, 23-24
87	Marc Mariani	11/21/2010	Was	L, 16-19
83	Billy Johnson	11/16/1975	Mia	W, 20-19
82	Bobby Jancik	12/20/1964	Den	W, 34-15
81	Adam Jones	12/31/2006	NE	L, 23-40
81	Darius Reynaud	12/30/2012	Jax	W, 38-20
79	Marc Mariani	11/13/2011	@ Car	W, 30-3
78	Ernest Givins	12/11/1994	Sea	L, 14-16
72	Billy Johnson	12/11/1977	@ Cle	W, 19-15
69	Darius Reynaud	12/30/2012	Jax	W, 38-20
69	Ronnie Coleman	10/24/1976	Cin	L, 7-27
69	Derrick Mason	10/30/2000	@ Was	W, 27-21
65	Tommie Campbell	9/23/2012	Det	W, 44-41
65	Derrick Mason	11/28/1999	@ Cle	W, 33-21
63	Billy Johnson	10/5/1975	Cin	L, 19-21
58	Justin McCareins	11/23/2003	@ Atl	W, 38-31
53	Adam Jones	10/29/2006	Hou	W, 28-22
52	Billy Johnson	10/26/1975	Det	W, 24-8
52	Adam Jones	12/11/2005	Hou	W, 13-10
23	Don Floyd	12/13/1964	NYJ	W, 33-17

### KICKOFF RETURN TOUCHDOWNS

Yards	Player	Date	Opp	Result
105	Darius Reynaud	9/23/2012	Det	W, 44-41
104	Ken Hall	10/23/1960	@ NYJ	W, 42-28
103	Bob Gresham	9/23/1973	@ Cin	L, 10-24

Yards	Player	Date	Opp	Result
101	Derrick Mason	11/18/2001	@ Cin	W, 20-7
98	Marc Mariani	10/3/2010	Den	L, 20-26
97	Carl Roaches	9/18/1983	Pit	L, 28-40
96	Carl Roaches	10/4/1981	Cin	W, 17-10
95	Willie Tullis	9/6/1981	@ LAR	W, 27-20
94	Darius Jennings	9/9/2018	@ Mia	L, 20-27
93	Steve Brown	12/11/1983	Cle	W, 34-27
93	Ode Burrell	11/29/1964	NE	L, 17-34
92	Zeke Moore	10/22/1967	@ KC	W, 24-19
90	Lorenzo White	12/4/1988	Pit	L, 34-37
88	Billy Cannon	12/18/1960	NE	W, 37-21
84	Tommie Campbell	11/27/2011	TB	W, 23-17
81	Billy Johnson	10/12/1975	@ Cle	W, 40-10
80	Derrick Mason	1/23/2000	@ Jax *	W, 33-14
75	Billy Johnson	11/6/1977	Chi	W, 47-0
75	Kevin Dyson	1/8/2000	Buf *	W, 22-16
42	<b>A.J. Brown</b>	11/29/2020	@ Ind	W, 45-26

\* Postseason

### BLOCKED PUNTS RETURNED FOR TOUCHDOWNS

Yards	Player	Date	Opp	Result
26	Donald Mitchell	10/7/2001	@ Bal	L, 7-26
20	Mike Akiu	10/27/1985	@ STL	W, 20-10
14	Larry Eaglin	10/7/1973	LAR	L, 26-31
10	Cris Dishman	10/2/1988	@ Phi	L, 23-32
7	Cris Dishman	9/24/1989	Buf	L, 41-47
0	Norm Evans	11/28/1965	@ KC	L, 21-52
0	Larry Onesti	12/18/1965	@ NE	L, 14-42
0	Ward Walsh	10/15/1972	@ Pit	L, 7-24
0	Eugene Seale	11/13/1989	Cin	W, 26-24
0	Bubba McDowell	10/6/1991	Den	W, 42-14
0	Keith Bulluck	9/14/2008	@ Cin	W, 24-7
0	Patrick Bailey	10/30/2011	Ind	W, 27-10

### BLOCKED/MISSED FIELD GOALS RETURNED FOR TOUCHDOWNS

Yards	Player	Date	Opp	Result
71	Ken Houston	10/15/1967	@ NYJ	T, 28-28
69	Donald Mitchell	10/21/2001	@ Det	W, 27-24
63	<b>Tye Smith</b>	12/1/2019	@ Ind	W, 31-17
62	Mark Johnston	11/26/1961	Den	W, 45-14
58	Tony Banfield	12/9/1962	Oak	W, 32-17

## TOP PERFORMANCES: 100-YARD RUSHING GAMES

Yards	Player	Date	Opp	Att	Avg	TD
238	<b>Derrick Henry</b>	12/06/18	Jac	17	14.0	4
228	Chris Johnson	11/01/09	Jac	24	9.5	2
216	Billy Cannon	12/10/61	NYT	25	8.6	3
216	Eddie George	08/31/97	Oak	35	6.2	1
212	<b>Derrick Henry</b>	10/18/20	Hou	22	9.6	2
211	<b>Derrick Henry</b>	12/29/19	Hou	32	6.6	3
206	Earl Campbell	11/16/80	Chi	31	6.6	0
203	Earl Campbell	10/19/80	TB	33	6.2	0
203	Earl Campbell	12/21/80	Min	29	7.0	1
202	Earl Campbell	10/26/80	Cin	27	7.5	2
199	Earl Campbell	11/20/78	Mia	28	7.1	4
199	Eddie George	12/09/99	Oak	28	7.1	2
197	Chris Johnson	09/20/09	Hou	16	12.3	2
195	Earl Campbell	11/22/79	Dal	33	5.9	2
195	Chris Johnson	10/21/12	Buf	18	10.8	2
194	Gary Brown	11/21/93	Cle	34	5.7	1
190	Chris Johnson	11/27/11	TB	23	8.3	0

Yards	Player	Date	Opp	Att	Avg	TD
188	<b>Derrick Henry</b>	11/10/19	KC	23	8.2	2
186	Earl Campbell	10/11/81	Sea	39	4.8	2
183	Hoyle Granger	12/04/66	SD	19	9.6	0
182	Earl Campbell	10/04/81	Cin	37	4.9	1
181	Earl Campbell	12/14/80	GB	36	5.0	2
181	Eddie George	10/08/00	Cin	36	5.0	1
179	Sid Blanks	12/13/64	NYJ	21	8.5	3
178	Earl Campbell	10/12/80	KC	38	4.7	1
178	<b>Derrick Henry</b>	11/29/20	Ind	27	6.6	3
178	Travis Henry	10/15/06	Was	32	5.6	1
176	Eddie George	12/17/00	Cle	34	5.2	3
175	Chris Brown	09/09/07	Jac	19	9.2	0
170	<b>Derrick Henry</b>	12/16/18	NYG	33	5.2	2
168	Chris Johnson	10/19/08	KC	18	9.3	1
167	Eddie George	10/16/00	Jac	29	5.8	1
166	Gary Brown	11/14/93	Cin	26	6.4	1
166	Earl Campbell	09/02/79	Was	32	5.2	2

## TOP PERFORMANCES: 100-YARD RUSHING GAMES

Yards	Player	Date	Opp	Att	Avg	TD	Yards	Player	Date	Opp	Att	Avg	TD
160	Hoyle Granger	12/23/67	Mia	21	7.6	1	126	Chris Johnson	11/11/12	Mia	23	5.5	1
159	<b>Derrick Henry</b>	11/24/19	Jax	19	8.5	2	125	Chris Johnson	09/26/10	NYG	32	3.9	2
158	Earl Campbell	09/23/79	Cin	34	4.6	1	125	Eddie George	10/01/00	NYG	35	3.6	1
157	Earl Campbell	11/02/80	Den	36	4.4	2	125	Eddie George	10/19/97	Was	31	4.0	2
156	Lorenzo White	11/21/94	NYG	27	5.8	0	125	Chris Johnson	11/27/08	Det	16	7.8	2
155	Eddie George	10/17/99	NO	28	5.5	0	125	Lorenzo White	11/26/90	Buf	18	6.9	1
154	Chris Johnson	11/29/09	Ari	18	8.6	1	124	Hoyle Granger	11/26/67	BPA	22	5.6	1
153	Eddie George	11/01/98	Pit	34	4.5	1	123	Earl Campbell	09/04/83	GB	27	4.6	3
153	Chris Johnson	12/04/11	Buf	23	6.7	2	123	Ronnie Coleman	09/15/74	SD	21	5.9	0
152	Chris Brown	09/19/04	Ind	26	5.8	1	123	Eddie George	11/14/99	Cin	29	4.2	2
152	Eddie George	10/06/96	Cin	26	5.8	1	123	Travis Henry	10/08/06	Ind	19	6.5	0
151	Chris Johnson	11/23/09	Hou	29	5.2	0	123	DeMarco Murray	10/27/16	Jax	21	5.9	1
150	Chris Johnson	11/03/13	StL	23	6.5	2	123	DeMarco Murray	11/13/16	GB	17	7.2	1
150	Mike Rozier	09/20/87	Buf	29	5.2	1	122	Earl Campbell	09/06/81	LAN	27	4.5	0
149	<b>Derrick Henry</b>	12/01/19	Ind	26	5.7	1	122	Earl Campbell	11/26/78	Cin	27	4.5	0
149	Earl Campbell	10/14/79	Bal	22	6.8	3	122	Eddie George	11/09/97	NYG	32	3.8	1
149	Rob Carpenter	11/27/77	KC	14	10.6	0	122	Mike Rozier	11/29/87	Ind	26	4.7	0
149	LenDale White	10/19/08	KC	17	8.8	3	122	Chris Johnson	12/17/12	NYJ	21	5.8	1
149	Lorenzo White	10/11/92	Cin	25	6.0	0	121	Eddie George	10/11/98	Bal	30	4.0	0
148	Chris Brown	10/11/04	GB	27	5.5	2	121	Herman Hunter	10/11/87	Cle	28	4.3	0
147	Chris Brown	10/31/04	Cin	32	4.6	1	121	DeMarco Murray	10/09/16	Mia	27	4.5	0
145	Billy Cannon	12/17/61	Oak	21	6.9	1	120	Earl Campbell	11/05/79	Mia	32	3.8	0
144	Allen Pinkett	09/01/91	LAA	26	5.5	1	120	Rob Carpenter	11/13/77	Oak	19	6.3	0
144	Mike Rozier	10/25/87	Atl	29	5.0	1	119	<b>Derrick Henry</b>	9/27/20	Min	26	4.6	2
143	Joe Dawkins	11/22/70	Cle	22	6.5	2	119	Fred Willis	11/12/72	Phi	21	5.7	0
143	Eddie George	09/08/96	Jac	17	8.4	1	118	Billy Cannon	11/05/61	Den	11	10.7	1
143	Travis Henry	11/19/06	Phi	18	7.9	1	117	Chris Johnson	11/14/10	Mia	17	6.9	1
142	Earl Campbell	09/19/82	Sea	30	4.7	1	117	Chris Johnson	12/13/09	StL	28	4.2	2
142	Earl Campbell	09/25/83	Buf	30	4.7	1	117	Larry Moriarty	11/11/84	KC	29	4.0	0
142	Ronnie Coleman	09/12/76	TB	25	5.7	0	116	Eddie George	10/05/97	Sea	26	4.5	0
142	Hoyle Granger	11/12/67	Den	22	6.5	0	116	<b>Derrick Henry</b>	09/14/20	Den	31	3.7	0
142	Skip Hicks	12/16/01	GB	17	8.4	1	116	Lorenzo White	12/09/90	Cle	18	6.4	4
142	Chris Johnson	12/25/09	SD	21	6.8	1	116	Lorenzo White	12/07/92	Chi	21	5.5	1
142	Chris Johnson	09/12/10	Oak	27	5.3	2	115	Eddie George	11/23/03	Atl	26	4.4	1
142	Charley Tolar	09/23/62	SD	18	7.9	1	115	DeMarco Murray	09/24/17	Sea	14	8.2	1
141	Woody Campbell	12/03/67	Mia	18	7.8	1	115	Lorenzo White	12/03/89	Pit	23	5.0	1
141	Eddie George	12/01/96	NYJ	28	5.0	2	114	Gary Brown	12/25/93	SF	19	6.0	0
141	Mike Rozier	10/09/88	KC	27	5.2	0	114	Rob Carpenter	09/21/80	Bal	24	4.8	1
141	Chris Johnson	09/30/12	Hou	25	5.6	0	114	Ronnie Coleman	10/23/77	Pit	26	4.4	0
141	Chris Johnson	11/04/12	Chi	16	8.8	1	114	DeMarco Murray	09/25/16	Oak	16	7.1	1
139	Hoyle Granger	12/14/69	BPA	25	5.6	0	114	Dave Smith	10/14/62	NYT	20	5.7	1
138	Earl Campbell	12/04/83	Mia	28	4.9	1	113	Eddie George	11/28/99	Cle	26	4.3	2
138	Hoyle Granger	10/01/67	Den	20	6.9	0	113	Eddie George	10/13/02	Jac	31	3.6	1
138	Larry Moriarty	11/18/84	NYJ	23	6.0	1	113	Chris Johnson	12/06/09	Ind	27	4.2	0
137	Earl Campbell	09/03/78	Atl	15	9.1	1	113	LenDale White	12/09/07	SD	30	3.8	1
137	Eddie George	10/25/98	Chi	21	6.5	0	112	Ode Burrell	11/28/65	KC	14	8.0	2
136	Chris Johnson	12/07/08	Cle	19	7.2	1	112	Earl Campbell	11/18/79	Cin	19	5.9	2
135	Travis Henry	12/24/06	Buf	25	5.4	0	112	Ronnie Coleman	09/28/75	SD	16	7.0	1
135	Chris Johnson	11/08/09	SF	25	5.4	2	112	<b>Derrick Henry</b>	11/01/20	Cin	18	6.2	1
134	Earl Campbell	12/16/79	Phi	16	8.4	1	112	Mike Rozier	11/15/87	Pit	29	3.9	0
134	Eddie George	11/19/00	Cle	36	3.7	3	112	Marcus Mariota	12/6/15	Jax	9	12.4	1
134	Eddie George	11/08/98	TB	27	5.0	1	111	Hoyle Granger	12/03/67	Mia	25	4.4	1
134	Chris Johnson	01/03/10	Sea	36	3.7	2	111	Chris Johnson	10/18/10	Jax	26	4.3	1
133	<b>Derrick Henry</b>	11/22/20	Bal	28	4.8	1	111	Chris Johnson	12/09/10	Hou	22	5.0	1
133	LenDale White	10/28/07	Oak	25	5.3	0	110	Ronnie Coleman	10/12/75	Cle	14	7.9	0
132	Chris Johnson	11/15/09	Buf	26	5.1	2	110	Eddie George	11/27/97	Dal	34	3.2	0
131	<b>Derrick Henry</b>	10/16/17	Ind	19	6.9	1	110	Charley Tolar	11/04/62	DLT	24	4.6	0
131	Chris Johnson	10/10/10	Dal	19	6.9	2	109	Gary Brown	12/12/93	Cle	23	4.7	0
131	Earl Campbell	09/16/79	KC	32	4.1	1	109	Earl Campbell	12/10/79	Pit	33	3.3	0
130	Earl Campbell	11/10/80	NE	30	4.3	2	109	Earl Campbell	11/30/80	Cle	27	4.0	1
130	Earl Campbell	12/11/83	Cle	32	4.1	1	109	Eddie George	10/13/96	Atl	23	4.7	0
130	Earl Campbell	10/16/83	Min	29	4.5	1	109	<b>Derrick Henry</b>	12/03/17	Hou	11	9.9	1
130	Eddie George	12/30/01	Cle	26	5.0	2	109	Chris Johnson	09/14/08	Cin	19	5.7	0
130	Chris Johnson	11/13/11	Car	27	4.8	1	109	Charley Tolar	09/09/62	Buf	17	6.4	1
130	Chris Johnson	12/19/10	Hou	24	5.4	1	108	Earl Campbell	12/02/79	Cle	22	4.9	1
130	Chris Johnson	11/21/10	Was	21	6.2	0	108	Rodney Thomas	11/05/95	Cle	17	6.4	0
129	Eddie George	12/14/97	Bal	26	5.0	0	107	Earl Campbell	11/11/79	Oak	32	3.3	1
128	Chris Johnson	10/18/09	NE	17	7.5	0	107	Earl Campbell	09/10/78	KC	22	4.9	2
127	Sid Blanks	09/19/64	Oak	6	21.2	0	107	Earl Campbell	11/13/83	Det	28	3.8	0
127	Chris Johnson	12/29/13	Hou	27	4.7	1	107	Eddie George	10/18/98	Cin	25	4.3	0
126	Mike Rozier	12/11/88	Cin	22	5.7	3	107	Hoyle Granger	12/16/67	SD	27	4.0	1



## TOP PERFORMANCES: 100-YARD RUSHING GAMES

Yards	Player	Date	Opp	Att	Avg	TD	Yards	Player	Date	Opp	Att	Avg	TD
107	Don Hardeman	09/28/75	SD	27	4.0	1	102	Earl Campbell	10/29/78	Cin	18	5.7	0
107	Travis Henry	11/12/06	Bal	27	4.0	1	102	Eddie George	12/26/99	Jac	26	3.9	0
107	Roy Hopkins	10/26/69	Den	14	7.6	2	102	Eddie George	12/29/02	Hou	25	4.1	1
107	DeMarco Murray	10/23/16	Ind	25	4.3	1	102	Travis Henry	12/31/06	NE	21	4.9	0
107	Dave Smith	10/30/60	Buf	12	8.9	0	102	Larry Moriarty	12/09/84	LAN	24	4.3	1
107	Charley Tolar	12/15/62	NYT	29	3.7	1	101	Chris Brown	09/26/04	Jac	23	4.4	1
106	Earl Campbell	09/15/80	Cle	18	5.9	0	101	Gary Brown	09/03/95	Jac	29	3.5	0
106	Eddie George	10/27/02	Cin	21	5.0	0	101	Earl Campbell	10/09/83	Den	19	5.3	1
106	Eddie George	09/07/97	Mia	23	4.6	1	101	Woody Campbell	11/12/67	Den	16	6.3	1
106	Eddie George	10/12/97	Cin	30	3.5	0	101	Ronnie Coleman	11/27/77	KC	15	6.7	0
106	LenDale White	11/27/08	Det	23	4.6	2	101	Eddie George	12/03/00	Phi	32	3.2	0
105	Earl Campbell	10/15/78	Buf	19	5.5	0	101	Eddie George	12/16/02	NE	31	3.3	0
105	Billy Cannon	11/06/60	Den	16	6.6	0	101	Hoyle Granger	09/09/67	KC	13	7.8	1
105	Charley Tolar	11/11/62	Oak	28	3.8	1	101	Chris Johnson	10/02/11	Cle	23	4.4	0
104	Chris Brown	12/05/04	Ind	19	5.5	0	101	Allen Pinkett	09/08/91	Cin	21	4.8	1
104	Earl Campbell	10/08/78	Oak	25	4.2	0	101	Charley Tolar	09/09/61	Oak	18	5.6	1
104	Hoyle Granger	11/09/69	Cin	15	6.9	0	101	Butch Woolfolk	11/03/85	KC	14	7.2	1
104	Hoyle Granger	12/15/68	BPA	18	5.8	2	100	Chris Brown	09/11/04	Mia	16	6.3	0
104	Chris Johnson	12/20/09	Mia	29	3.6	0	100	Gary Brown	12/19/93	Pit	20	5.0	0
104	Dave Smith	09/11/60	Oak	19	5.5	1	100	Eddie George	09/21/03	NO	29	3.4	1
104	Rodney Thomas	11/26/95	Den	13	8.0	1	100	Eddie George	09/20/98	NE	23	4.3	0
104	LenDale White	10/21/07	Hou	27	3.9	1	100	<b>Derrick Henry</b>	09/29/19	Atl	27	3.7	0
103	<b>Derrick Henry</b>	11/12/20	Ind	19	5.4	0	100	Paul Robinson	12/16/73	Cin	20	5.0	1
103	<b>Derrick Henry</b>	12/08/19	Oak	18	5.7	2	100	Mike Rozier	09/04/88	Ind	25	4.0	1
103	Billy Cannon	12/15/62	NYT	9	11.4	1	100	LenDale White	11/04/07	Car	31	3.2	1
103	Mike Rozier	12/27/87	Cin	20	5.2	0	100	Lorenzo White	09/06/92	Pit	13	7.7	0
103	LenDale White	12/23/07	NYJ	23	4.5	0							

## TOP PERFORMANCES: 300-YARD PASSING GAMES

Yards	Player	Date	Opp	Att	Cmp	Pct	TD	Int	Rate	Yards	Player	Date	Opp	Att	Cmp	Pct	TD	Int	Rate
527	Warren Moon	12/16/90	KC	45	27	60.0	3	0	123.1	344	Marcus Mariota	09/30/18	Phi	43	30	69.8	2	1	99.4
492	Billy Volek	12/19/04	Oak	60	40	66.7	4	1	107.1	343	Steve McNair	11/27/05	SF	41	23	56.1	3	1	97.9
464	George Blanda	10/29/61	Buf	32	18	56.3	4	4	101.0	343	Warren Moon	11/04/90	LAN	43	26	60.5	1	2	74.1
457	Jacky Lee	10/13/61	BPA	41	27	65.9	2	2	99.3	342	George Blanda	12/22/63	Oak	32	20	62.5	5	2	112.2
432	Warren Moon	11/10/91	Dal	56	41	73.2	0	0	95.2	342	Warren Moon	10/25/92	Cin	40	27	67.5	2	1	100.2
426	Billy Volek	12/13/04	KC	43	29	67.4	4	0	130.6	342	Warren Moon	12/05/93	Atl	42	24	57.1	1	0	91.6
423	Warren Moon	10/13/91	NYJ	50	35	70.0	2	2	92.3	341	Steve McNair	09/12/99	Cin	32	21	65.6	3	1	119.4
421	Steve McNair	10/12/03	Hou	27	18	66.7	3	0	146.8	340	Lynn Dickey	11/04/73	Bal	32	22	68.8	3	2	108.9
418	George Blanda	11/19/61	NYT	32	20	62.5	7	1	132.8	339	Warren Moon	12/15/85	Cle	48	22	45.8	2	2	66.2
414	Warren Moon	12/23/89	Cle	51	32	62.7	2	1	93.1	338	Pete Beathard	11/16/69	Den	41	20	48.8	1	1	75.1
413	Pete Beathard	09/09/68	KC	48	23	47.9	2	3	65.7	338	Cody Carlson	11/26/92	Det	33	24	72.7	1	2	90.2
402	Ryan Fitzpatrick	12/15/13	Ari	58	36	62.1	4	2	91.3	338	Warren Moon	09/24/89	Buf	42	28	66.7	1	2	79.3
399	Warren Moon	11/17/91	Cle	44	31	70.5	3	1	111.8	334	Steve McNair	11/25/01	Pit	37	23	62.2	2	2	87.0
398	Steve McNair	09/29/02	Oak	46	32	69.6	2	4	74.4	334	Steve McNair	12/01/02	NYG	43	30	69.8	3	0	115.8
398	Warren Moon	10/05/86	Det	38	21	55.3	1	3	67.7	334	Warren Moon	10/06/91	Den	31	19	61.3	2	1	106.1
397	Warren Moon	09/09/90	Atl	52	31	59.6	4	2	93.2	334	Billy Volek	11/14/04	Chi	44	27	61.4	2	1	90.5
393	George Blanda	11/01/64	Buf	68	37	54.4	1	3	58.0	331	Jacky Lee	11/25/60	BPA	38	21	55.3	1	0	93.2
391	<b>Ryan Tannehill</b>	12/08/19	Oak	27	21	77.8	3	1	140.4	331	<b>Ryan Tannehill</b>	11/03/19	Car	39	27	69.2	1	2	82.3
388	Ken Stabler	11/23/80	NYJ	51	33	64.7	4	4	81.2	330	Cody Carlson	12/13/92	GB	36	25	69.4	0	2	75.0
387	Vince Young	11/29/09	Ari	43	27	62.8	1	0	99.7	330	Warren Moon	12/08/85	NYG	47	26	55.3	2	2	73.9
386	George Blanda	09/16/62	BPA	36	20	55.6	3	4	81.3	330	Warren Moon	09/06/92	Pit	45	29	64.4	2	5	61.6
381	Warren Moon	10/28/90	NYJ	43	30	69.8	1	0	104.9	329	Dan Pastorini	10/17/76	SD	39	25	64.1	3	1	105.6
378	Jake Locker	09/23/12	Det	42	29	69.0	2	0	113.0	329	Don Trull	11/13/66	BPA	45	23	51.1	3	0	97.4
377	Gifford Nielsen	12/20/81	Pit	37	24	64.9	3	2	103.1	328	George Blanda	11/06/64	BPA	44	20	45.5	2	1	76.7
371	Marcus Mariota	11/08/15	NO	39	28	71.8	4	0	135.7	327	Warren Moon	11/29/87	Ind	44	24	54.5	3	2	82.3
369	Warren Moon	10/14/90	Cin	33	21	63.6	5	1	128.7	326	Jake Locker	10/20/13	SF	41	25	61.0	2	1	92.1
369	Warren Moon	11/07/93	Sea	55	36	65.5	2	2	81.6	324	Warren Moon	11/24/91	Pit	48	24	50.0	2	5	46.2
367	Marcus Mariota	09/27/15	Ind	44	27	61.4	2	2	84.2	322	Warren Moon	11/18/90	Cle	32	24	75.0	5	0	146.1
366	George Blanda	11/13/60	LAC	55	31	56.4	3	4	64.7	321	Warren Moon	10/18/92	Den	39	23	59.0	2	1	91.9
366	<b>Ryan Tannehill</b>	10/18/20	Hou	41	30	73.2	4	1	122.6	321	<b>Ryan Tannehill</b>	09/27/20	Min	37	23	62.2	0	1	78.8
365	Warren Moon	09/09/84	Ind	43	23	53.5	0	0	82.0	320	Ryan Fitzpatrick	11/24/13	Oak	42	30	71.4	2	0	109.2
364	Warren Moon	12/22/85	Ind	40	22	55.0	2	2	81.7	317	Warren Moon	10/15/89	Chi	26	16	61.5	2	2	97.8
361	Warren Moon	09/13/92	Ind	39	29	74.4	2	0	119.7	315	Warren Moon	09/08/91	Cin	37	22	59.5	1	1	84.9
360	Steve McNair	10/05/03	NE	45	23	51.1	0	1	68.8	315	Jerry Rhome	12/13/70	Cin	54	27	50.0	2	2	65.0
358	Matt Hasselbeck	09/18/11	Bal	42	30	71.4	1	1	95.1	314	Pete Beathard	10/20/69	NYJ	47	23	48.9	1	3	51.2
356	Warren Moon	10/21/84	SF	33	25	75.8	2	2	105.1	314	Marcus Mariota	11/06/16	SD	43	27	62.8	3	2	88.6
355	Warren Moon	09/30/90	SD	46	27	58.7	2	1	88.6	312	George Blanda	10/25/64	SD	37	22	59.5	1	2	73.3
355	Neil O'Donnell	10/03/99	SF	40	20	50.0	2	1	87.0	312	<b>Ryan Tannehill</b>	10/20/19	LAC	29	23	79.3	2	1	120.1
354	Dan Pastorini	10/20/74	StL	40	26	65.0	1	0	101.5	311	Matt Hasselbeck	09/25/11	Den	36	27	75.0	2	0	119.1
352	Chris Chandler	09/24/95	Cin	26	23	88.5	4	0	158.3	310	Steve McNair	12/18/05	Sea	38	23	60.5	2	0	104.1
351	George Blanda	12/03/61	SD	33	20	60.6	4	1	123.9	310	Warren Moon	11/09/86	Cin	44	25	56.8	1	0	86.4
350	George Blanda	12/17/61	Oak	31	18	58.1	4	2	110.2	310	Warren Moon	09/26/93	LAN	42	19	45.2	1	2	58.6
350	Matt Hasselbeck	12/24/11	Jac	40	24	60.0	1	2	76.0	310	Warren Moon	09/13/87	LAN	43	21	48.8	2	2	68.9
348	Archie Manning	09/04/83	GB	34	22	64.7	1	2	83.9	310	Neil O'Donnell	09/19/99	Cle	40	31	77.5	1	0	107.3
345	Zach Mettenberger	11/23/14	Phi	39	20	51.3	2	1	88.1	309	Jake Locker	12/02/12	Hou	45	21	46.7	1	3	49.2
345	Warren Moon	11/05/89	Det	38	30	78.9	2	1	111.1	308	George Blanda	09/22/63	NYJ	37	25	67.6	1	2	79.6

## TOP PERFORMANCES: 300-YARD PASSING GAMES

Yards	Player	Date	Opp	Att	Cmp	Pct	TD	Int	Rate	Yards	Player	Date	Opp	Att	Cmp	Pct	TD	Int	Rate	
308	George Blanda	11/07/65	Oak	60	27	45.0	2	3	51.3	303	Marcus Mariota	11/26/18	Hou	23	22	95.7	2	0	147.7	
308	Steve McNair	12/08/96	Jac	37	24	64.9	1	1	88.6	303	Warren Moon	12/02/84	Pit	45	27	60.0	1	3	59.8	
308	Warren Moon	09/23/90	Ind	39	29	74.4	3	1	111.9	302	Steve McNair	12/09/01	Min	33	25	75.8	2	0	123.5	
306	Marcus Mariota	11/16/17	Pit	33	22	66.7	1	4	66.8	300	George Blanda	10/02/66	Den	37	15	40.5	5	2	86.7	
306	Marcus Mariota	10/16/17	Ind	32	23	71.9	1	1	99.2	300	Archie Manning	09/18/83	Pit	35	16	45.7	1	4	45.8	
306	Warren Moon	12/16/84	Cle	31	19	61.3	0	0	94.3	300	Warren Moon	11/26/90	Buf	22	16	72.7	2	0	145.1	
305	Vince Young	11/19/07	Den	41	26	63.4	1	2	73.7	300	Kerry Collins	01/02/11	Ind	39	28	71.8	2	0	111.1	
304	George Blanda	10/24/65	KC	33	19	57.6	5	0	128.0											
304	Marcus Mariota	09/19/19	Jax	40	23	57.5	0	0	81.7											
304	Warren Moon	10/26/86	LAA	46	18	39.1	0	4	26.0											
303	George Blanda	09/25/66	Buf	54	23	42.6	2	5	34.7											

## TOP PERFORMANCES: 100-YARD RECEIVING GAMES

Yards	Player	Date	Opp	Rec	Avg	TD	Yards	Player	Date	Opp	Rec	Avg	TD
272	Charlie Hennigan	10/13/61	BPA	13	20.9	1	143	Yancey Thigpen	10/03/99	SF	6	23.8	1
245	Haywood Jeffires	12/16/90	KC	9	27.2	1	142	Delanie Walker	09/14/14	Dal	10	14.2	1
233	Drew Bennett	12/13/04	KC	12	19.4	3	141	Drew Hill	12/23/89	Cle	10	14.1	2
232	Charlie Hennigan	10/29/61	Buf	9	25.8	2	140	Bill Groman	10/16/60	DLT	10	14.0	1
225	Kenny Britt	10/24/10	Phi	7	32.1	3	139	Dave Casper (TE)	12/20/81	Pit	6	23.2	3
214	Charlie Hennigan	12/03/61	SD	10	21.4	3	139	Willard Dewveall (TE)	11/25/62	SD	3	46.3	2
210	Drew Hill	12/22/85	Ind	9	23.3	2	139	Drew Hill	11/13/88	Sea	8	17.4	1
202	Charlie Hennigan	09/16/62	BPA	8	25.3	2	139	Haywood Jeffires	11/28/93	Pit	7	19.9	1
197	Tim Smith	09/04/83	GB	8	24.6	1	138	Charlie Hennigan	10/17/64	NYJ	8	17.3	1
188	Charlie Hennigan	09/27/64	Den	11	17.1	0	138	Drew Hill	10/26/86	LAA	7	19.7	0
186	Charlie Hennigan	09/22/63	NYJ	9	20.7	1	138	Billy Johnson	12/18/77	Cin	6	23.0	1
186	Haywood Jeffires	10/13/91	NYJ	13	14.3	0	137	Willard Dewveall (TE)	12/22/63	Oak	7	19.6	2
186	Derrick Mason	01/06/02	Cin	9	20.7	2	137	Derrick Mason	12/14/03	Buf	9	15.2	0
185	Drew Hill	11/09/86	Cin	10	18.5	0	136	Kenny Britt	09/11/11	Jax	5	27.2	2
182	Charley Frazier	09/19/65	BPA	6	30.3	2	136	Ken Burrough	10/17/76	SD	5	27.2	2
182	Bill Groman	11/20/60	Den	3	60.7	2	135	<b>A.J. Brown</b>	11/24/19	Jax	4	33.8	1
181	Charlie Hennigan	11/29/64	BPA	12	15.1	0	135	Kenny Britt	09/18/11	Bal	9	15.0	1
180	Ken Burrough	11/06/77	Chi	6	30.0	2	135	Webster Slaughter	11/07/93	Sea	9	15.0	1
179	Mike Montgomery	10/20/74	StL	9	19.9	1	134	Bill Groman	11/05/61	Den	3	44.7	2
177	Ken Burrough	11/02/75	KC	7	25.3	2	134	Drew Hill	11/29/87	Ind	7	19.1	2
177	Derrick Mason	10/12/03	Hou	6	29.5	3	133	Curtis Duncan	10/18/92	Den	5	26.6	0
171	Bill Groman	11/25/60	BPA	9	19.0	1	133	Charlie Hennigan	09/14/63	Den	4	33.3	0
169	Jared Cook (TE)	12/24/11	Jac	8	21.1	1	133	Derrick Mason	12/01/03	NYJ	11	12.1	1
167	Tim Smith	12/16/84	Cle	7	23.9	0	132	Drew Hill	10/27/85	StL	6	22.0	1
162	Kevin Dyson	09/12/99	Cin	9	18.0	2	132	Alvin Reed (TE)	10/27/68	Buf	4	33.0	2
161	<b>Corey Davis</b>	09/30/18	Phi	9	17.9	1	132	Kendall Wright	11/30/14	Hou	7	18.9	1
160	Drew Bennett	12/19/04	Oak	13	12.3	2	131	Sid Blanks (RB)	09/12/64	SD	13	10.1	0
160	Charlie Hennigan	11/01/64	Buf	12	13.3	0	131	Nate Washington	09/22/13	SD	8	16.4	0
159	Tim Smith	09/16/84	SD	5	31.8	1	130	Curtis Duncan	11/18/90	Cle	7	18.6	1
158	Charley Frazier	11/13/66	BPA	6	26.3	2	130	Charlie Hennigan	10/17/65	Den	7	18.6	0
156	Ernest Givins	11/16/86	Pit	8	19.5	1	130	Butch Woolfolk (RB)	12/01/85	Cin	9	14.4	1
155	Delanie Walker	11/23/14	Phi	5	31.0	0	130	Nate Washington	12/11/11	NO	6	21.7	1
155	Ernest Givins	10/05/86	Det	5	31.0	0	129	Ken Burrough	12/21/75	Cle	5	25.8	1
155	Bill Groman	11/06/60	Den	7	22.1	2	129	Mac Haik	12/07/68	Buf	6	21.5	1
154	Charley Frazier	10/02/66	Den	5	30.8	3	129	Drew Hill	12/01/85	Cin	7	18.4	0
153	<b>A.J. Brown</b>	10/25/20	Pit	6	25.5	1	129	Drew Hill	10/27/91	Cin	6	21.5	1
153	<b>A.J. Brown</b>	12/08/19	Oak	5	30.6	2	128	Kenny Britt	12/19/10	Hou	6	21.3	0
152	Bill Groman	11/19/61	NYT	5	30.4	3	128	Kenny Britt	11/29/09	Ari	7	18.3	1
151	Ernest Givins	10/06/91	Den	5	30.2	0	128	<b>Corey Davis</b>	11/01/20	Cin	8	16.0	1
150	Dave Casper (TE)	11/30/80	Cle	7	21.4	1	128	Charley Frazier	09/25/66	Buf	6	21.3	1
150	Bill Groman	12/18/60	BPA	7	21.4	0	128	Ernest Givins	10/08/89	NE	5	25.6	0
150	Jerry LeVias	11/16/69	Den	7	21.4	1	128	Drew Hill	10/15/89	Chi	5	25.6	1
150	Tim Smith	12/11/83	Cle	7	21.4	2	128	Mike Holston	12/20/81	Pit	5	25.6	0
150	Kendall Wright	12/15/13	Ari	12	12.5	0	127	Billy Parks	11/04/73	Bal	5	25.4	1
148	Drew Bennett	11/14/04	Chi	6	24.7	1	127	Chris Sanders	12/08/96	Jac	7	18.1	0
148	Drew Hill	10/30/88	Was	9	16.4	3	126	Ernest Givins	11/22/87	Cle	3	42.0	1
147	Justin Gage	11/16/08	Jac	4	36.8	2	125	<b>Corey Davis</b>	11/11/18	NE	7	17.9	1
147	Chris Sanders	11/26/95	Den	5	29.4	2	125	Tim Smith	12/15/85	Cle	7	17.9	1
147	Tim Smith	09/25/83	Buf	11	13.4	0	124	Drew Bennett	12/05/04	Ind	3	41.3	3
145	Ken Burrough	11/03/74	NYJ	7	20.7	0	124	<b>A.J. Brown</b>	12/29/19	Hou	4	31.0	1
145	Charlie Hennigan	09/09/62	Buf	10	14.5	2	124	Delanie Walker	11/13/16	GB	9	13.8	1
145	Charlie Hennigan	10/25/64	SD	8	18.1	2	124	Oliver Williams	10/18/87	NE	9	13.8	1
144	Drew Hill	11/17/91	Cle	11	13.1	2	124	Roydell Williams	10/21/07	Hou	5	24.8	0
143	Kenny Britt	12/09/12	Ind	8	17.9	0	124	Butch Woolfolk (RB)	10/06/85	Den	8	15.5	1
143	Charley Frazier	11/06/64	BPA	9	15.9	1	123	Ken Burrough	11/18/79	Cin	6	20.5	0
143	Charlie Joiner	12/13/70	Cin	6	23.8	2	123	Bill Groman	10/22/61	DLT	4	30.8	2



## TOP PERFORMANCES: 100-YARD RECEIVING GAMES

Yards	Player	Date	Opp	Rec	Avg	TD	Yards	Player	Date	Opp	Rec	Avg	TD
123	Charlie Hennigan	12/17/61	Oak	5	24.6	0	109	Charlie Hennigan	10/08/61	Buf	4	27.3	0
123	Charlie Hennigan	11/19/61	NYT	8	15.4	1	109	Drew Hill	12/20/87	Pit	4	27.3	2
123	Charlie Hennigan	09/28/63	Buf	8	15.4	3	109	Drew Hill	12/27/87	Cin	6	18.2	0
123	Drew Hill	09/23/90	Ind	10	12.3	0	109	Justin Hunter	11/24/13	Oak	6	18.2	1
123	Webster Slaughter	12/24/94	NYJ	8	15.4	0	109	Derrick Mason	09/08/02	Phi	7	15.6	0
122	Ken Burrough	12/19/71	SD	4	30.5	1	109	Delanie Walker	11/19/15	Jac	8	13.6	0
122	Billy Cannon (RB)	11/19/61	NYT	7	17.4	3	108	Willard Dewveall (TE)	12/17/61	Oak	3	36.0	2
122	Charlie Hennigan	12/08/63	BPA	9	13.6	2	108	Ernest Givins	09/11/88	LAA	9	12.0	1
122	Haywood Jeffires	11/24/91	Pit	8	15.3	1	108	Ernest Givins	12/14/86	Min	6	18.0	1
122	Jerry LeVias	10/26/69	Den	4	30.5	1	108	Ronnie Harmon (RB)	11/10/96	NO	7	15.4	1
122	Derrick Mason	12/02/01	Cle	3	40.7	2	108	Charlie Hennigan	10/22/61	DLT	4	27.0	1
122	Rishard Matthews	11/20/16	Ind	9	13.6	0	108	Webster Slaughter	12/05/93	Atl	8	13.5	1
122	Alvin Reed (TE)	09/29/68	Oak	8	15.3	0	108	Tim Smith	12/02/84	Pit	7	15.4	0
121	Derrick Mason	12/19/04	Oak	9	13.4	1	107	Ken Burrough	10/10/76	Den	5	21.4	0
120	Dave Casper (TE)	12/21/80	Min	7	17.1	1	107	Billy Cannon (RB)	12/02/62	Den	5	21.4	2
120	Tim Smith	12/08/85	NYG	7	17.1	1	107	Ernest Givins	09/26/93	LAN	3	35.7	1
120	Butch Woolfolk (RB)	09/08/85	Mia	3	40.0	1	107	Drew Hill	11/15/87	Pit	4	26.8	1
119	Charley Frazier	11/20/66	Buf	4	29.8	1	107	Derrick Mason	12/16/01	GB	8	13.4	1
119	Ernest Givins	12/18/88	Cle	6	19.8	0	107	Alvin Reed (TE)	09/09/68	KC	4	26.8	0
119	Dorial Green-Beckham	12/06/15	Jax	5	23.8	1	107	Tim Smith	11/11/84	KC	8	13.4	0
119	Charlie Hennigan	09/19/64	Oak	7	17.0	1	107	Damian Williams	11/13/11	Car	5	21.4	1
119	Alvin Reed (TE)	10/20/69	NYJ	7	17.0	0	106	Drew Bennett	09/10/06	NYJ	8	13.3	0
118	Ernest Givins	11/20/88	Pho	5	23.6	2	106	Ken Burrough	12/03/72	Atl	4	26.5	0
118	Derrick Mason	09/15/02	Dal	7	16.9	0	106	Charley Frazier	10/20/63	Buf	3	35.3	1
118	<b>Kalif Raymond</b>	09/27/20	Min	3	39.3	0	106	Bill Groman	10/09/60	NYT	6	17.7	0
117	Ken Burrough	11/04/73	Bal	7	16.7	0	106	Gary Wellman	01/02/94	NYJ	8	13.3	0
117	Ernest Givins	09/13/87	LAN	6	19.5	1	106	Lorenzo White (RB)	09/13/92	Ind	4	26.5	1
117	Bill Groman	11/12/61	BPA	6	19.5	1	105	Mike Barber (TE)	11/10/80	NE	3	35.0	1
117	Haywood Jeffires	09/06/92	Pit	7	16.7	0	105	Drew Bennett	09/21/03	NO	8	13.1	1
117	Nate Washington	12/22/13	Jac	6	19.5	1	105	Kenny Britt	10/04/09	Jac	7	15.0	0
117	Nate Washington	11/21/10	Was	5	23.4	0	105	Chris Brown (RB)	11/27/05	SF	3	35.0	1
117	Nate Washington	10/31/10	SD	4	29.3	1	105	Rishard Matthews	12/18/16	KC	4	26.3	0
116	Derrick Mason	12/01/02	NYG	12	9.7	1	105	Carl Pickens	09/24/00	Pit	2	52.5	0
116	Ben Troupe (TE)	12/18/05	Sea	6	19.3	0	105	Bo Scaife (TE)	09/07/08	Jac	6	17.5	0
115	Drew Bennett	11/12/06	Bal	6	19.2	0	105	Nate Washington	09/29/13	NYJ	4	26.3	2
115	Bill Groman	09/11/60	Oak	6	19.2	1	105	Lorenzo White (RB)	12/20/92	Cle	6	17.5	0
115	Nate Washington	11/20/11	Atl	9	12.8	2	104	Kevin Dyson	09/10/00	KC	6	17.3	1
114	Jim Beirne	11/09/69	Cin	6	19.0	2	104	Justin Gage	12/30/07	Ind	7	14.9	0
114	<b>A.J. Brown</b>	12/15/19	Hou	8	14.3	1	104	Justin Gage	12/21/08	Pit	5	20.8	1
114	Billy Cannon (RB)	12/10/61	NYT	5	22.8	2	104	Ernest Givins	10/16/88	Pit	5	20.8	1
114	Drew Hill	12/21/86	Buf	5	22.8	0	104	Leonard Harris	10/11/87	Cle	6	17.3	0
114	Justin Hunter	12/08/13	Den	4	28.5	1	104	Charlie Hennigan	11/15/64	Oak	6	17.3	0
114	Derrick Mason	11/25/01	Pit	7	16.3	0	104	Billy Johnson	11/28/76	Atl	5	20.8	1
114	Rishard Matthews	01/01/17	Hou	9	12.7	1	104	Derrick Mason	09/19/04	Ind	8	13.0	0
114	Bob McLeod (TE)	12/09/62	Oak	5	22.8	1	104	Chris Sanders	09/24/95	Cin	2	52.0	2
113	Drew Bennett	12/10/06	Hou	6	18.8	0	104	Taywan Taylor	12/02/18	NYJ	3	34.7	0
113	<b>Corey Davis</b>	11/22/20	Bal	5	22.6	0	103	Jim Beirne	11/28/68	KC	4	25.8	1
113	<b>Anthony Firkser</b> (TE)	10/18/20	Hou	8	14.1	1	103	Drew Hill	12/08/85	NYG	6	17.2	0
113	Dorial Green-Beckham	12/20/15	NE	6	18.8	0	103	Haywood Jeffires	09/11/94	Dal	6	17.2	0
113	Charlie Hennigan	09/09/61	Oak	4	28.3	1	103	Derrick Mason	10/01/00	NYG	6	17.2	1
113	Charlie Hennigan	11/25/60	BPA	7	16.1	0	103	Jared Cook (TE)	12/18/11	Ind	9	11.4	0
113	Drew Hill	11/24/88	Dal	9	12.6	1	103	Kendall Wright	11/24/13	Oak	6	17.2	1
114	Rishard Matthews	11/16/17	Pit	5	22.6	1	102	Dave Casper (TE)	12/19/82	Phi	5	20.4	1
112	Ken Burrough	12/14/75	Oak	4	28.0	2	102	Willie Frazier (TE)	11/06/64	BPA	2	51.0	1
112	Pat Coleman	09/25/94	Cin	4	28.0	0	102	Ernest Givins	11/23/86	Ind	7	14.6	0
112	Kevin Dyson	11/25/01	Pit	4	28.0	1	102	Bill Groman	10/23/60	NYT	5	20.4	3
112	John White (TE)	09/24/61	SD	6	18.7	1	102	Drew Hill	11/26/90	Buf	6	17.0	0
112	Nate Washington	09/23/12	Det	3	37.3	1	102	Drew Hill	12/13/87	NO	4	25.5	0
111	Ken Burrough	10/26/75	Det	3	37.0	1	102	Chris Sanders	12/01/96	NYJ	3	34.0	1
111	Charlie Hennigan	11/22/64	KC	8	13.9	2	102	Tim Smith	09/09/84	Ind	6	17.0	0
110	Kevin Dyson	12/02/01	Cle	6	18.3	0	102	Yancey Thigpen	09/27/98	Jac	6	17.0	2
110	Charlie Hennigan	11/13/60	LAC	8	13.8	0	102	Nate Washington	12/14/14	NYJ	6	17.0	0
110	Jerry LeVias	12/06/69	NYJ	9	12.2	1	101	<b>A.J. Brown</b>	11/08/20	Chi	4	25.3	1
110	Webster Slaughter	09/18/94	Buf	4	27.5	0	101	<b>Corey Davis</b>	09/14/20	Den	7	14.4	0
109	Drew Bennett	10/03/04	SD	9	12.1	0	101	Ernest Givins	10/14/90	Cin	6	16.8	1
109	Ken Burrough	11/11/79	Oak	3	36.3	2	101	Bill Groman	12/10/61	NYT	5	20.2	0
109	Eddie George (RB)	11/26/00	Jac	7	15.6	0	101	Bill Groman	12/11/60	Buf	3	33.7	1
109	Ernest Givins	09/09/90	Atl	4	27.3	2	101	Charlie Hennigan	10/01/61	DLT	3	33.7	1
109	Bill Groman	10/13/61	BPA	5	21.8	1	101	Charlie Hennigan	09/07/63	Oak	7	14.4	1
109	Charlie Hennigan	09/24/61	SD	6	18.2	0	101	Drew Hill	11/05/89	Det	9	11.2	1

## TOP PERFORMANCES: 100-YARD RECEIVING GAMES

Yards	Player	Date	Opp	Rec	Avg	TD	Yards	Player	Date	Opp	Rec	Avg	TD
101	Drew Hill	11/08/87	SF	4	25.3	0	100	Ernest Givins	11/26/92	Det	4	25.0	0
101	Mike Holston	11/29/81	Atl	8	12.6	1	100	Bill Groman	10/29/61	Buf	2	50.0	2
101	Roy Hopkins (RB)	11/08/70	KC	6	16.8	0	100	Drew Hill	11/20/88	Pho	5	20.0	1
101	Brandon Jones	12/24/06	Buf	5	20.2	1	100	Chris Johnson (RB)	11/15/09	Buf	9	11.1	0
101	Jerry LeVias	11/29/70	Den	3	33.7	2	100	Charlie Joiner	10/25/70	SD	5	20.0	1
101	Jerry LeVias	11/23/69	Mia	4	25.3	1	100	Chris Sanders	12/19/99	Atl	5	20.0	1
101	Chris Sanders	10/18/98	Cin	3	33.7	0	100	Chris Sanders	12/14/97	Bal	7	14.3	0
101	Tajae Sharpe	10/21/18	LAC	7	14.4	0	100	Chris Sanders	10/13/96	Atl	4	25.0	1
101	Tim Smith	10/21/84	SF	6	16.8	1	100	Frank Wycheck (TE)	10/21/01	Det	7	14.3	1
101	Kendall Wright	09/13/15	TB	4	25.3	1							
100	Dave Casper (TE)	11/28/82	NE	6	16.7	1							
100	Curtis Duncan	12/13/92	GB	6	16.7	0							
100	Charley Frazier	09/03/66	Den	6	16.7	3							
100	<b>A.J. Brown</b>	09/08/19	Cle	3	33.3	0							
100	Ernest Givins	10/25/92	Cin	8	12.5	1							

## CAREER 100-YARD RECEIVING GAMES

No.	Player	W-L-T
26	Charlie Hennigan	12-14-0
24	Drew Hill	15-9-0
18	Ernest Givins	7-11-0
14	Ken Burrough	12-2-0
13	Derrick Mason	7-6-0
10	Tim Smith	3-7-0
9	Drew Bennett	3-6-0
9	Nate Washington	4-5-0
8	Charles Frazier	3-5-0
8	Bill Groman	8-0-0
8	Chris Sanders	6-2-0
7	Kenny Britt	4-3-0
7	<b>A.J. Brown</b>	5-2-0
6	Haywood Jeffires	3-3-0
5	<b>Corey Davis</b>	4-1-0
5	Jerry LeVias	3-1-1
5	Kendall Wright	3-2-0
4	Kevin Dyson	3-1-0
4	Rishard Matthews	2-2-0
4	Alvin Reed	1-3-0
4	Webster Slaughter	2-2-0
4	Delanie Walker	1-3-0
3	Curtis Duncan	1-2-0
3	Justin Gage	3-0-0
2	Mike Barber	2-0-0
2	Jim Bierne	0-1-1
2	Jared Cook	1-1-0
2	Willard Dewveall	1-1-0
2	Dorial Green-Beckham	1-1-0
2	Justin Hunter	1-1-0
2	Billy Johnson	2-0-0
2	Charlie Joiner	0-1-1
2	Yancey Thigpen	0-2-0
2	Lorenzo White	2-0-0
2	Butch Woolfolk	1-1-0
1	Sid Blanks	0-1-0
1	Chris Brown	1-0-0
1	Pat Coleman	1-0-0
1	<b>Anthony Firkser</b>	1-0-0
1	Willie Fraizer	1-0-0
1	Eddie George	0-1-0
1	Mac Haik	1-0-0
1	Ronnie Harmon	1-0-0
1	Leonard Harris	1-0-0
1	Mike Holston	0-1-0
1	Roy Hopkins	0-1-0
1	Chris Johnson	1-0-0
1	Brandon Jones	1-0-0
1	Mike Montgomery	0-1-0
1	Dave Parks	1-0-0
1	Carl Pickens	1-0-0

## CAREER 100-YARD RECEIVING GAMES

No.	Player	W-L-T
1	<b>Kalif Raymond</b>	1-0-0
1	Bo Scaife	1-0-0
1	Tajae Sharpe	0-1-0
1	Taywan Taylor	1-0-0
1	Ben Troupe	0-1-0
1	Gary Wellman	1-0-0
1	John White	0-1-0
1	Damian Williams	1-0-0
1	Oliver Williams	0-1-0
1	Roydell Williams	1-0-0
1	Frank Wycheck	1-0-0

## CAREER 100-YARD RUSHING GAMES

No.	Player	W-L-T
39	Earl Campbell	28-11-0
36	Eddie George	30-6-0
35	Chris Johnson	26-9-0
17	<b>Derrick Henry</b>	15-2-0
11	Hoyle Granger	8-2-1
8	Mike Rozier	6-2-0
7	Chris Brown	4-3-0
7	LenDale White	6-1-0
7	Lorenzo White	4-3-0
6	Gary Brown	6-0-0
6	Ronnie Coleman	5-1-0
6	DeMarco Murray	4-2-0
6	Charlie Tolar	6-0-0
6	Travis Henry	3-3-0
5	Billy Cannon	5-0-0
3	Rob Carpenter	2-1-0
3	Larry Moriarty	2-1-0
3	Dave Smith	3-0-0
2	Sid Blanks	2-0-0
2	Woody Campbell	2-0-0
2	Allen Pinkett	2-0-0
2	Rodney Thomas	2-0-0
1	Ode Burrell	0-1-0
1	Joe Dawkins	0-1-0
1	Don Hardeman	1-0-0
1	Skip Hicks	1-0-0
1	Roy Hopkins	1-0-0
1	Marcus Mariota	1-0-0
1	Paul Robinson	0-1-0
1	Fred Willis	0-1-0
1	Butch Woolfolk	1-0-0

## CAREER 300-YARD PASSING GAMES

No.	Player	W-L-T	No.	Player	W-L-T
38	Warren Moon	20-18-0	1	Pete Beathard	0-0-1
15	George Blanda	5-10-0	1	Chris Chandler	1-0-0
10	Steve McNair	4-6-0	1	Kerry Collins	0-1-0
8	Marcus Mariota	3-5-0	1	Lynn Dickey	1-0-0
5	<b>Ryan Tannehill</b>	4-1-0	1	Zach Mettenberger	0-1-0
3	Matt Hasselbeck	3-0-0	1	Gifford Nielsen	1-0-0
3	Jake Locker	1-2-0	1	Jerry Rhome	0-1-0
3	Billy Volek	0-3-0	1	Ken Stabler	0-1-0
3	Dan Pastorini	0-3-0	1	Don Trull	0-1-0
2	Cody Carlson	1-1-0			
2	Ryan Fitzpatrick	1-1-0			
2	Jacky Lee	1-0-1			
2	Archie Manning	0-2-0			
2	Neil O'Donnell	1-1-0			
2	Vince Young	1-1-0			

## TOP PERFORMANCES BY TEAMMATES

### GAMES WITH MORE THAN ONE 100-YARD RUSHER

Dec. 15, 1962	@ New York, Billy Cannon (9-103) and Charlie Tolar (29-107)
Nov. 12, 1967	@ Denver, Woody Campbell (16-101) and Hoyle Granger (22-142)
Dec. 3, 1967	vs. Miami, Woody Campbell (18-141) and Hoyle Granger (25-111)
Sep. 28, 1975	vs. San Diego, Ronnie Coleman (16-112) and Don Hardeman (27-107)
Nov. 27, 1977	vs. Kansas City, Rob Carpenter (14-149) and Ronnie Coleman (15-101)
Oct. 19, 2008	@ Kansas City, Chris Johnson (18-168) and LenDale White (17-149)
Nov. 27, 2008	@ Detroit, Chris Johnson (16-125) and LenDale White (23-106)

### GAMES WITH MORE THAN ONE 100-YARD RECEIVER

Nov. 25, 1960	@ Boston, Bill Groman (9-171) and Charlie Hennigan (7-113)
Sep. 24, 1961	@ San Diego, Charlie Hennigan (6-109) and John White (6-112)
Oct. 13, 1961	@ Boston, Bill Groman (8-148) and Charlie Hennigan (13-272)
Oct. 22, 1961	vs. Dallas, Bill Groman (4-123) and Charlie Hennigan (4-108)
Sep. 12, 1964	@ San Diego, Sid Banks (12-131) and Charlie Hennigan (7-104)
Nov. 6, 1964	@ Boston, Charles Frazier (9-143) and Willie Frazier (2-102)
Nov. 4, 1973	@ Baltimore, Ken Burrough (7-117) and Dave Parks (5-127)
Nov. 20, 1978	vs. Miami, Mike Barber (4-112) and Ken Burrough (6-103)
Nov. 20, 1988	vs. Phoenix, Ernest Givens (5-118) and Drew Hill (5-100)
Nov. 25, 2001	vs. Pittsburgh, Kevin Dyson (4-112) and Derrick Mason (7-114)
Dec. 2, 2001	@ Cleveland, Kevin Dyson (6-110) and Derrick Mason (3-122)
Dec. 19, 2004	@ Oakland, Derrick Mason (9-121) and Drew Bennett (13-160)
Nov. 24, 2013	@ Oakland, Justin Hunter (6-109) and Kendall Wright (6-103)

### GAMES WITH 300-YARD PASSER, TWO 100-YARD RECEIVERS

Nov. 25, 1960	at Boston, Jackie Lee (331 yards passing), Bill Groman (171 receiving), Charlie Hennigan (113 receiving)
Oct. 13, 1961	at Boston, Jacky Lee (457 yards passing), Charlie Hennigan (272 receiving), Bill Groman (148 receiving)
Nov. 6, 1964	at Boston, George Blanda (328 yards passing), Charles Frazier (143 receiving), Willie Frazier (102 receiving)
Nov. 4, 1973	at Baltimore, Lynn Dickey (340 yards passing), Dave Parks (127 receiving), Ken Burrough (117 receiving)
Nov. 25, 2001	vs. Pittsburgh, Steve McNair (334 yards passing), Derrick Mason (114 receiving), Kevin Dyson (112 receiving)
Dec. 19, 2004	at Oakland, Billy Volek (492 yards passing), Drew Bennett (160 receiving), Derrick Mason (121 receiving)
Nov. 24, 2013	at Oakland, Ryan Fitzpatrick (320 yards passing), Justin Hunter (109 receiving), Kendall Wright (103 receiving)

## TOP PERFORMANCES BY TEAMMATES

### GAMES WITH 100-YARD RUSHER, 100-YARD RECEIVER & 300-YARD PASSER

Dec. 17, 1961	at Oakland, George Blanda (350 yards passing), Billy Cannon (145 rushing), Charlie Hennigan (123 receiving), Willard Dewveall (108 receiving)
Sep. 4, 1983	vs. Green Bay, Archie Manning (348 yards passing), Earl Campbell (123 rushing), Tim Smith (197 receiving)
Nov. 29, 1987	at Indianapolis, Warren Moon (327 yards passing), Mike Rozier (122 rushing), Drew Hill (134 receiving)
Nov. 26, 1990	vs. Buffalo, Warren Moon (300 yards passing), Lorenzo White (125 rushing), Drew Hill (102 receiving)
Sep. 6, 1992	vs. Pittsburgh, Warren Moon (330 yards passing), Lorenzo White (100 rushing) and Haywood Jeffires (117 receiving)
Nov. 29, 2009	vs. Arizona, Vince Young (387 yards passing), Chris Johnson (154 rushing) and Kenny Britt (128 receiving)
Dec. 8, 2019	at Oakland, Ryan Tannehill (391 yards passing), Derrick Henry (103 rushing) and A.J. Brown (153 receiving)
Sept. 27, 2020	at Minnesota, Ryan Tannehill (321 yards passing), Derrick Henry (119 rushing) and Kalif Raymond (118 receiving)
Oct. 18, 2020	vs. Houston, Ryan Tannehill (366 yards passing), Derrick Henry (212 rushing) and Anthony Firkser (113 receiving)

## LARGEST WIN/LOSS MARGINS

### LARGEST MARGIN OF VICTORY

MARGIN	SCORE	DATE	OPPONENT
1. 55 points	55-0	9/9/61	OAKLAND
2. 47 points	47-0	11/6/77	CHICAGO
3. 44 points	58-14	12/9/90	CLEVELAND
4. 42 points	55-13	11/5/61	at Denver
5. 40 points	47-7	12/13/09	ST. LOUIS
6. 39 points	56-17	10/14/62	N.Y. TITANS
7. 38 points	45-7	9/3/66	DENVER
8. 37 points	47-10	11/27/08	at Detroit
9. 36 points	49-13	11/19/61	N.Y. TITANS
10. 35 points	41-6	12/11/88	CINCINNATI
35 points	38-3	11/14/93	at Cincinnati
12. 34 points	37-3	11/11/12	at Miami
34 points	44-10	12/15/62	at N.Y. Titans
13. 32 points	35-3	12/10/00	CINCINNATI
32 points	35-3	10/27/91	CINCINNATI
32 points	39-7	10/1/89	MIAMI

### LARGEST MARGIN OF DEFEAT

MARGIN	SCORE	DATE	OPPONENT
1. 59 points	59-0	10/18/09	at New England
2. 54 points	61-7	12/17/89	at Cincinnati
3. 48 points	55-7	12/23/12	at Green Bay
4. 44 points	44-0	11/1/70	at St. Louis
44 points	61-17	12/17/72	CINCINNATI
6. 43 points	57-14	10/1/17	at Houston
7. 42 points	45-3	11/1/63	at Boston
42 points	52-10	12/20/70	at Dallas
42 points	45-3	9/18/88	at N.Y. Jets
10. 41 points	55-14	11/6/83	CINCINNATI
41 points	51-10	10/13/74	at Minnesota
12. 39 points	52-13	9/18/66	at N.Y. Jets
13. 34 points	34-0	10/9/72	OAKLAND
34 points	34-0	11/26/89	at Kansas City
34 points	41-7	10/23/11	HOUSTON
16. 33 points	40-7	11/22/87	CLEVELAND
33 points	40-7	9/17/06	at San Diego