



**PRESEASON
GAME 2**

WEEKLY RELEASE



SATURDAY, AUGUST 20, 2022



TENNESSEE TITANS

PRESS RELEASE

ASCENSION SAINT THOMAS SPORTS PARK | 460 Great Circle Road | Nashville, TN 37228 | 615-565-4100 | TennesseeTitans.com | @Titans

ROBBIE BOHREN Vice President of Football Communications | DWIGHT SPRADLIN Director of Media Relations
 JARED PUFFER Media Relations Manager | KIM SMITH Media Relations Coordinator

FOR IMMEDIATE RELEASE

AUGUST 15, 2022



TITANS HOST BUCCANEERS SATURDAY AT NISSAN STADIUM



Tennessee Titans (0-1) vs. Tampa Bay Buccaneers (0-1)

Saturday, Aug. 20, 2022 • 6 p.m. CDT • Nissan Stadium • Nashville, Tenn. • TV: WKRN/NFLN

NASHVILLE — The Tennessee Titans (0-1) will spend extended time with the Tampa Bay Buccaneers (0-1) in the coming days, capping the week with a preseason contest at Nissan Stadium (capacity 69,143). Kickoff is scheduled for 6 p.m. CDT on Saturday, Aug. 20.

First, the Titans will host the Buccaneers for joint practices at Ascension Saint Thomas Sports Park on Wednesday, Aug. 17, and Thursday, Aug. 18. Each session begins at 9:30 a.m. and is closed to the general public.

This is the second consecutive year in which the Titans and Buccaneers have scheduled practices with each other prior to a preseason game, and it marks the third time in a five-year span they have done so. The Titans hosted the festivities in 2018, and in 2021, they combined for two practices in Tampa leading up to their preseason clash at Raymond James Stadium.

After the Buccaneers visit, the Arizona Cardinals arrive in Tennessee to follow a similar itinerary. The Titans will host the Cardinals for joint workouts on Aug. 24 and 25, followed by the third and final matchup of the preseason on Aug. 27.

THE BROADCAST

The game will be televised regionally on the Titans Preseason TV Network, including flagship WKRN-News 2 in Nashville. Play-by-play announcer **Dan Hellie** and analyst **Charles Davis** will call the action, and **Cory Curtis** will report from the sidelines. Additionally, NFL Network will carry the broadcast live to a national audience.

During the preseason, fans in the Nashville market are able to livestream the broadcast on their mobile devices from the Titans Mobile App (iOS and Android), as well as on desktop computers and mobile web at TennesseeTitans.com. Restrictions apply.

Additionally, fans outside of Nashville can access live Titans preseason games with the newly-launched NFL+ subscription service, which offers access to all out-of-market preseason games across all devices, live local and primetime regular season and postseason games (phone and tablet only), live local and national audio for every game, and more.

The Titans Radio Network and Nashville flagship 104.5 The Zone carry all Titans games across the Mid-South with the "Voice of the Titans" **Mike Keith**, analyst **Dave McGinnis**, sideline reporter **Amie Wells** and gameday host **Rhett Bryan**.

PRESEASON CONTINUES AS ROSTER CUTS APPROACH

Mike Vrabel's fifth preseason as Titans head coach began last week at Baltimore. With many of each teams' starters sitting out, the Titans built a 10-7 lead in the second quarter. However, the Ravens kept the Titans off the scoreboard for the rest of the evening and prevailed by a final score of 23-10.

Titans rookie **Malik Willis** started at quarterback with Titans starter **Ryan Tannehill** out of the lineup. The third-rounder from Liberty passed for 107 yards, and he rushed for 38 yards and a seven-yard touchdown.

In all, eight of the Titans' nine draft picks played at Baltimore. The only member of the class who did not see action was second-round cornerback **Roger McCreary**. First-round wide receiver **Treyton Burks** debuted with one rushing attempt for four yards.

Titans rookies and veterans face three rounds of looming roster cuts as the Sept. 11 opener against the New York Giants draws nearer. Executive vice president/general manager **Jon Robinson** will oversee the reduction of the 90-man training camp roster to a league-mandated maximum of 85 players by 3 p.m. CDT on Tuesday, Aug. 16. The roster needs to be trimmed to 80 players by Aug. 23 and finally to 53 players by Aug. 30.

THE BUCCANEERS

Todd Bowles enters his first season as Tampa Bay's head coach following three campaigns as the team's defensive coordinator under **Bruce Arians**, who transitioned from head coach to senior football consultant during the 2022 offseason.

Quarterback **Tom Brady** is back in his third year with the Buccaneers and in his 23rd NFL season. The seven-time Super Bowl champion and three-time league MVP played with Vrabel at the New England Patriots from 2001 to 2008. They earned Super Bowl titles together in 2001, 2003 and 2004.

2022 TITANS SCHEDULE

PRESEASON

Day	Date	Opponent	Kickoff/Result	TV/Score
Thu	8/11	at Baltimore	L	10-23
Sat	8/20	TAMPA BAY	6 p.m.	WKRN/NFLN
Sat	8/27	ARIZONA	6 p.m.	WKRN

REGULAR SEASON

Day	Date	Opponent	Kickoff	TV
Sun	9/11	N.Y. GIANTS	3:25 p.m.	FOX
Mon	9/19	at Buffalo	6:15 p.m.	ESPN
Sun	9/25	LAS VEGAS	Noon	FOX
Sun	10/2	at Indianapolis	Noon	FOX
Sun	10/9	at Washington	Noon*	CBS
Sun	10/16	BYE		
Sun	10/23	INDIANAPOLIS	Noon*	CBS
Sun	10/30	at Houston	3:05 p.m.*	CBS
Sun	11/6	at Kansas City	7:20 p.m.*	NBC
Sun	11/13	DENVER	Noon*	CBS
Thu	11/17	at Green Bay	7:15 p.m.	Prime Video
Sun	11/27	CINCINNATI	Noon*	CBS
Sun	12/4	at Philadelphia	Noon*	FOX
Sun	12/11	JACKSONVILLE	Noon*	CBS
Sun	12/18	at L.A. Chargers	3:25 p.m.*	CBS
Sat	12/24	HOUSTON	Noon*	CBS
Thu	12/29	DALLAS	7:15 p.m.	Prime Video
Sat/Sun	1/7-1/8	at Jacksonville	TBD	TBD

All kickoff times Central * Time, TV subject to change
 All games on Titans Radio Network (flagship 104.5 The Zone)

PRESEASON AFC SOUTH STANDINGS

TEAM	W	L	T	PCT
Houston Texans	1	0	0	1.000
Tennessee Titans	0	1	0	0.000
Indianapolis Colts	0	1	0	0.000
Jacksonville Jaguars	0	1	0	0.000

LAST WEEK: Ten 10 at Bal 23, Cle 24 at Jax 13, Ind 24 at Buf 27, NO 13 at Hou 17

THIS WEEK (central time): Hou at LAR (Fri 9:00), Det at Ind (Sat 12:00), TB at Ten (Sat 6:00), Pit at Jax (Sat 6:00)

NEXT WEEK (central time): SF at Hou (Thu 7:15), Jax at Atl (Sat 2:00), Ari at Ten (Sat 6:00), TB at Ind (Sat 6:30)

GAME INFORMATION

Date of Game Saturday, Aug. 20, 2022
Kickoff Time 6 p.m. CDT
Venue Nissan Stadium
Location Nashville, Tenn.
Opened in 1999
Surface Natural Grass
Capacity 69,143

Home Team Tennessee Titans (0-1)
Website www.TennesseeTitans.com
Media Guide www.TennesseeTitans.com/Media
Franchise since 1960 (1960-96 Houston Oilers; 1997-98 Tennessee Oilers)
Ownership Amy Adams Strunk (Chairman, Board of Directors); Kenneth S. Adams, IV (Board of Directors); Barclay Adams; Susan Lewis
President/CEO Burke Nihill
EVP/General Manager Jon Robinson
Head Coach Mike Vrabel (since 2018)
Defensive Coordinator Shane Bowen
Offensive Coordinator Todd Downing
2021 Record 12-5 (1st place, AFC South)
2021 NFL Offensive Rank 17 (Total), 5 (Rush), 24 (Pass)
2021 NFL Defensive Rank 12 (Total), 2 (Rush), 25 (Pass)

Visiting Team Tampa Bay Buccaneers (0-1)
Website www.buccaneers.com
Franchise since 1976
Ownership Bryan Glazer (Owner/Co-Chairman); Darcie Glazer Kassewitz (Co-Owner); Edward Glazer (Owner/Co-Chairman); Joel Glazer (Owner/Co-Chairman); Avram Glazer (Owner); Kevin Glazer (Owner)
General Manager Jason Licht
Head Coach Todd Bowles (since 2022)
Special Teams Coordinator Keith Armstrong
Offensive Coordinator Byron Leftwich
2021 Record 13-4 (1st place, NFC South)
2021 NFL Offensive Rank 2 (Total), 26 (Rush), 1 (Pass)
2021 NFL Defensive Rank 13 (Total), 3 (Rush), 21 (Pass)

Referee Land Clark

Television WKRN News 2/NFL Network
Play-by-Play Dan Hellie
Analyst Charles Davis
Sideline Reporter Cory Curtis

TITANS PRESEASON TELEVISION AFFILIATES:
Nashville/Flagship WKRN Ch. 2 (ABC)
Bowling Green, Ky. WNKY Ch. 40 (NBC 40.1/CBS 40.2)
Chattanooga, Tenn. WRCB Ch. 3 (NBC) (Aug. 11 & 20)
Evansville, Ind. WEHT Ch. 25 (ABC)/WTVW Ch. 7 (CW)
Huntsville, Ala. WHNT Ch. 19 (CBS)
Jackson, Tenn. WJKT Ch. 16 (FOX)
Knoxville, Tenn. WATE Ch. 6 (ABC)
Memphis, Tenn. WREG Ch. 3 (CBS)
Paducah, Ky./Cape Girardeau, Mo. WDKA Ch. 49 (MyTV)
Tri-Cities, Tenn. WJHL Ch. 11/ABC Tri-Cities (ABC)



SERIES AT A GLANCE

- Overall series (regular & postseason): **Titans lead 10-2**
- Regular season series: **Titans lead 10-2**
- Postseason series: **None**
- Preseason series: **Buccaneers lead 7-4**
- Total points: **Titans 300, Buccaneers 201**
- Current streak: **Three wins by Titans**
- Titans at home vs. Buccaneers: **8-0**
- Titans on road vs. Buccaneers: **2-2**
- Longest winning streak by Titans: **5 (1989–2003)**
- Longest losing streak by Titans: **1 (1983, 2007)**
- Titans vs. Buccaneers at Nissan Stadium: **4-0**
- Last time at Nissan Stadium: **Buccaneers 23 at TITANS 27 (10-27-19)**
- Titans vs. Buccaneers at Raymond James Stadium: **2-1**
- Last time at Raymond James Stadium: **TITANS 42 at Bucs 14 (9-13-15)**
- First time: **Buccaneers 0 at OILERS 20 (9-12-76)**
- Mike Vrabel's record vs. Buccaneers: **1-0**
- Todd Bowles' record vs. Titans: **1-1 (1-1 with New York Jets)**
- Mike Vrabel's record vs. Todd Bowles: **1-0 (1-0 vs. New York Jets)**

A TITANS VICTORY WOULD ...

- **Improve Mike Vrabel's record as a head coach in preseason games to 5-8.**
- **Improve the Titans' all-time preseason record against the Buccaneers to 5-7.**
- **Give the Titans their first preseason victory at Nissan Stadium since Aug. 19, 2017 (34-27 against the Carolina Panthers).**

Radio Titans Radio Network
Flagship WGFX 104.5 FM-The Zone
Satellite Radio Sirius 88, XM 88, SiriusXM 88 (Internet 830)
Play-by-Play Mike Keith
Analyst Dave McGinnis
Gameday Host Rhett Bryan
Reporter Amie Wells

Promotions & Entertainment (subject to change)
Tailgate Stage Timothy Baker
National Anthem Josiah Siska
Halftime Performance High school punt, pass and kick competition

GAME PREVIEW

TEAM NOTES

PLAYER NOTES

MEDIA

STATISTICS

ROSTERS

QUICK CLICKS

From Last Week's Game

[Game Center](#)

[Gamebook \(PDF\)](#)

[Watch Highlights](#)

[Postgame Press Conference Video: Mike Vrabel](#)

[Jim Wyatt: Six Things That Stood Out](#)

[Game Photos](#)

Titans Information

[Titans 2022 Media Guide](#)

[Titans Tickets](#)

[Titans in the Community](#)

[Nissan Stadium Information](#)

[Titans Podcasts](#)

SERIES HISTORY

In 12 all-time meetings between the Titans and Buccaneers, the Titans have won 10 of the games in the series, which dates back to Tampa Bay's expansion season of 1976. The Titans took five consecutive meetings from 1989 through 2003, and they have won the last three times they have played.

The Titans have hosted eight of the 12 meetings in the series. They have traveled to Tampa Bay for a regular season game on four occasions and only three times in Raymond James Stadium, which opened in 1998.

Most recently, the Titans hosted the Buccaneers in Week 8 of the 2019 campaign (Oct. 27) and fought for a 27-23 win. Quarterback **Ryan Tannehill**, who was making his second start in a Titans uniform, completed an eight-yard touchdown pass to rookie wide receiver **A.J. Brown** with less than seven minutes remaining in the fourth quarter for the game-winning score, and the Titans defense produced two takeaways and a turnover on downs to end the three subsequent Buccaneers possessions.

The last time the Titans visited Tampa Bay was the 2015 season opener (Sept. 13). The matchup featured the top two picks in the 2015 NFL Draft and the two most recent Heisman Trophy winners at the time, Buccaneers quarterback **Jameis Winston** (first overall) and the Titans' **Marcus Mariota**. Mariota passed for four touchdowns and a 158.3 passer rating, helping the Titans prevail 42-14.

The first game between the two franchises was a historic occasion. On Sept. 12, 1976, the Buccaneers, led by head coach **John McKay** and quarterback **Steve Spurrier**, played the inaugural game in team history against the Oilers at the Astrodome. The Oilers, coached by **Bum Phillips** and quarterbacked by **Dan Pastorini**, won the game by a final score of 20-0.

In preseason play, the Titans and Buccaneers have squared off on 11 occasions, with the Buccaneers holding a 7-4 advantage.



ALL-TIME SERIES RESULTS

TITANS vs. BUCCANEERS
Titans lead 10-2

Date	Site	W/L	Score
9-12-76	Hou	W	20-0
10-19-80	Hou	W	20-14
11-27-83	TB	L	24-33
12-10-89	Hou	W	20-17
10-29-95	Hou	W	19-7
11-8-98	TB	W	31-22
10-14-01	Tenn	W	31-28 (OT)
12-28-03	Tenn	W	33-13
10-14-07	TB	L	10-13
11-27-11	Tenn	W	23-17
9-13-15	TB	W	42-14
10-27-19	Tenn	W	27-23

MOST RECENT MATCHUPS

2007 Week 6 • Oct. 14, 2007 • Titans 10 at BUCCANEERS 13

Kerry Collins passes for 125 yards after filling in for an injured Vince Young (quadriceps) in the third quarter, but the Buccaneers use a 43-yard, last-second field goal by Matt Bryant to win 13-10 ... LenDale White's two-yard touchdown run ties the game at 10-10 before Jeff Garcia's game-winning, 55-yard drive ... Earlier in the second half, Garcia connects with Joey Galloway for a 69-yard touchdown pass.

2011 Week 12 • Nov. 27, 2011 • Buccaneers 17 at TITANS 23

In rainy conditions, Matt Hasselbeck completes the go-ahead touchdown pass to Damian Williams on fourth-and-goal from the two-yard line with three minutes remaining ... Chris Johnson rushes for 190 yards on 23 carries ... Tommie Campbell scores the Titans' first touchdown on a reverse on a kickoff return ... The teams combine for nine turnovers—five by the Buccaneers and four by the Titans.

2015 Week 1 • Sept. 13, 2015 • TITANS 42 at Buccaneers 14

In his first NFL game, Marcus Mariota passes for four touchdowns and a 158.3 passer rating, outdueling Tampa Bay's Jameis Winston ... Coty Sensabaugh returns an interception 26 yards for a touchdown on Winston's first pass ... The Titans total four sacks and two interceptions ... Kendall Wright catches four passes for 101 yards, including a 52-yard touchdown ... Bishop Sankey scores a rushing and receiving touchdown.


2019 Week 8 • Oct. 27, 2019 • Buccaneers 23 at TITANS 27

The Titans defense totals three sacks and four takeaways ... Ryan Tannehill's third touchdown pass is a go-ahead eight-yard touchdown strike to rookie A.J. Brown in the fourth quarter, capping a 90-yard drive ... Mike Evans (11 receptions, two touchdowns) records 198 of Jameis Winston's 301 passing yards for the Buccaneers ... Winston is intercepted by cornerbacks Malcolm Butler and Logan Ryan, the latter of which seals the outcome in the final 30 seconds.

TITANS-BUCCANEERS: THE LAST MEETING

2019 Week 8: Titans 27, Buccaneers 23

Sunday, Oct. 27, 2019 • 12:00 p.m. CT • Nissan Stadium



GAME RECAP

In Week 8 of the 2019 season, the Titans hosted the Buccaneers and won by a score of 27-23. Tennessee recovered two fumbles, and recorded two interceptions to finish the contest plus-three in turnover margin.

Tampa Bay got on the board first on the team's opening drive. Buccaneers QB **Jameis Winston** led his team on an eight-play, 71-yard scoring drive that culminated in a 22-yard field goal and a 3-0 lead. On the next Tampa Bay possession, Winston fumbled the ball and it was recovered by DT **Isaiah Mack** to give Tennessee possession at the Tampa Bay 10-yard line. The Titans capitalized on the turnover, as QB **Ryan Tannehill** quickly connected with TE **Jonnu Smith** for a five-yard score and a 7-3 Tennessee lead.

Later in the first quarter, Tennessee forced another turnover and capitalized on the play. CB **Malcolm Butler** picked off Winston and returned the ball 23 yards to the Tampa Bay six-yard line. Tannehill hit WR **Tajae Sharpe** in the end zone for a six-yard score and a 14-3 Titans lead. The Buccaneers responded on the ensuing drive, as the Titans defense forced Tampa Bay to settle for a field goal after DT **Jurrell Casey** sacked Winston on third down. Buccaneers K **Matt Gay** converted a 48-yard attempt, 14-6 Tennessee.

In the second quarter, both Tampa Bay and Tennessee added a field goal each, as the score changed to 17-9. Later in the second stanza, Winston and Buccaneers WR **Mike Evans** combined on one drive for four catches for 82 yards with one touchdown, as Winston connected with Evans for a nine-yard score. Tampa Bay opted to attempt a two-point conversion and was unsuccessful, as they inched closer to the Titans, 17-15.

On the Titans opening drive of the second half, RB **Derrick Henry** fumbled the ball and it was recovered by Buccaneers CB **Vernon Hargreaves III**. Tampa Bay capitalized on the turnover, as Winston hit Evans for a two-yard touchdown. The Buccaneers again attempted a two-point conversion, and were this time successful as Winston threw a two-yard pass to Buccaneers WR **Chris Godwin**. Tampa Bay took the lead, 23-17. Later in the third quarter, Tennessee tacked on a 42-yard field goal to make it a 23-20 game.

In the fourth quarter, Tannehill led the offense on a 12-play, 90-yard scoring drive. J. Smith accounted for three catches for 41 yards, WR **Adam Humphries** had a 13-yard first down reception, and Henry added a 15-yard first down rush to help move the offense along. Ultimately, WR **A.J. Brown** caught an eight-yard touchdown for a 27-23 lead early in the quarter. Finally, with 26 seconds remaining in regulation and the Titans looking to preserve the score, CB **Logan Ryan** intercepted Winston. The fourth turnover of the day helped seal the Titans victory.

SCORING

	1	2	3	4	Final
Tampa Bay	3	12	8	0	23
Tennessee	14	3	3	7	27

TEAM SCORING PLAY

TEAM	SCORING PLAY	TIME
Buccaneers	M.Gay 22 yd. Field Goal	1-11:28
Titans	J.Smith 5 yd. pass from R.Tannehill (C.Parkey kick)	1-8:55
Titans	T.Sharpe 6 yd. pass from R.Tannehill (C.Parkey kick)	1-0:24
Buccaneers	M.Gay 48 yd. Field Goal	2-7:51
Buccaneers	M.Gay 24 yd. Field Goal	2-3:47
Titans	C.Parkey 51 yd. Field Goal	2-1:09
Buccaneers	M.Evans 9 yd. pass from J.Winston (pass failed)	2-0:15
Buccaneers	M.Evans 2 yd. pass from J.Winston (J.Winston-C.Godwin pass)	3-11:11
Titans	C.Parkey 42 yd. Field Goal	3-0:37
Titans	A.Brown 8 yd. pass from R.Tannehill (C.Parkey kick)	4-6:55

Missed FGs: None
Attendance: 62,073
Time of Game: 3:22
Weather: Cloudy, 59° F, wind NE 3 mph
Referee: Adrian Hill

[CLICK TO WATCH HIGHLIGHTS](#)



TEAM STATISTICS

	Buccaneers	Titans
TOTAL FIRST DOWNS	23	16
THIRD DOWN EFFICIENCY	7-15-47%	5-13-38%
FOURTH DOWN EFFICIENCY	1-2-50%	0-1-0%
TOTAL NET YARDS	389	246
Plays - Avg.	76-5.1	57-4.3
NET YARDS RUSHING	106	72
Rushes - Avg.	30-3.5	21-3.4
NET YARDS PASSING	283	174
Sacks - Yards Lost	3-18	3-19
PASS ATT-COMP-INT	43-21-2	33-21-0
PUNTS - Avg.	3-43.0	5-49.6
Net Punting Average	43.0	40.6
PUNT RETURNS - Yards	3-45	0-0
KICKOFF RETURNS - Yards	2-47	1-45
INTERCEPTIONS - Yards	0-0	2-23
PENALTIES Number and Yards	9-87	6-77
FUMBLES - Lost	3-2	2-1
TOUCHDOWNS	2	3
FIELD GOALS Made-Attempts	3-3	2-2
RED ZONE EFFICIENCY	2-4-50%	3-3-100%
GOAL TO GO EFFICIENCY	2-4-50%	3-3-100%
SAFETIES	0	0
GIVEAWAYS	4	1
TAKEAWAYS	1	4
TIME OF POSSESSION	31:33	28:27

BUCCANEERS STARTERS

OFFENSE		DEFENSE	
WR 13	M.Evans	DL 93	N.Suh
TE 84	C.Brake	NT 50	V.Vea
LT 76	D.Smith	DL 92	W.Gholston
LG 74	A.Marpet	OLB 94	C.Nassib
C 66	R.Jensen	ILB 45	D.White
RG 71	E.Watford	ILB 54	L.David
RT 69	D.Dotson	OLB 58	S.Barrett
TE 82	A.Auclair	CB 33	C.Davis
WR 12	C.Godwin	CB 28	V.Hargreaves
QB 3	J.Winston	S 39	A.Adams
RB 25	P.Barber	S 31	J.Whitehead

TITANS STARTERS

OFFENSE		DEFENSE	
WR 84	C.Davis	DE 98	J.Simmons
TE 81	J.Smith	NT 90	D.Jones
LT 77	T.Lewan	DT 99	J.Casey
LG 76	R.Saffold	OLB 93	R.Gilbert
C 60	B.Jones	ILB 54	R.Evans
RG 64	N.Davis	ILB 55	J.Brown
RT 78	J.Conklin	OLB 58	H.Landry
TE 85	M.Pruitt	CB 26	L.Ryan
WR 19	T.Sharpe	SS 24	K.Vaccaro
QB 17	R.Tannehill	FS 31	K.Byard
RB 22	D.Henry	CB 21	M.Butler

BUCCANEERS INDIVIDUAL STATISTICS

Rushing	Att	Yds	Avg	Lg	TD
J.Winston	8	53	6.6	20	0
R.Jones	11	35	3.2	7	0
P.Barber	10	20	2.0	5	0
D.Ogunbowale	1	-2	-2.0	-2	0
Total	30	106	3.5	20	0

Passing	Att	Cmp	Yds	TD	Lg	IN	Rt
J.Winston	43	21	301	2	46	2	68.1
Total	43	21	301	2	46	2	68.1

Receiving	No	Yds	Avg	Lg	TD
M.Evans	11	198	18.0	46	2
C.Godwin	4	43	10.8	12	0
C.Brake	3	32	10.7	12	0
R.Jones	1	17	17.0	17	0
P.Barber	1	8	8.0	8	0
D.Ogunbowale	1	3	3.0	3	0
Total	21	301	14.3	46	2

Interceptions	No	Yds	Avg	Lg	TD
None					

Leading Tacklers (Press Box Totals)
 L. David 12-6-6; D. White 6-4-2; A. Adams 5-4-1; V. Hargreaves 5-4-1

Sacks: S. Barrett 1; C. Nassib 1; J. Pierre-Paul 1
FF: A. Adams 1; S. Barrett 1 **FR:** V. Hargreaves 1

TITANS INDIVIDUAL STATISTICS

Rushing	Att	Yds	Avg	Lg	TD
D.Henry	16	75	4.7	34	0
B.Kern	1	0	0.0	0	0
R.Tannehill	4	-3	-0.8	1	0
Total	21	72	3.4	34	0

Passing	Att	Cmp	Yds	TD	Lg	IN	Rt
R.Tannehill	33	21	193	3	26	2	0109.8
Total	33	21	193	3	26	2	0109.8

Receiving	No	Yds	Avg	Lg	TD
J.Smith	6	78	13.0	26	1
A.Firkser	3	43	14.3	23	0
A.Humphries	3	24	8.0	13	0
T.Sharpe	3	18	6.0	7	1
A.Brown	2	11	5.5	8	1
C.Davis	2	9	4.5	8	0
D.Henry	1	8	8.0	8	0
D.Lewis	1	2	2.0	2	0
Total	21	193	9.2	26	3

Interceptions	No	Yds	Avg	Lg	TD
M. Butler	1	23	23.0	23	0
L. Ryan	1	0	0.0	0	0
Total	2	23	11.5	23	0

Leading Tacklers (Coaching Totals)
 R. Evans 14-6-8; J. Brown 7-7-0; L. Ryan 7-6-1; J. Casey 7-5-2; K. Vaccaro 7-4-3

Sacks: L. Ryan 1; J. Casey 1; H. Landry 1
FF: H. Landry 1; L. Ryan 1 **FR:** H. Landry 1; I. Mack 1

GAME PREVIEW

TEAM NOTES

PLAYER NOTES

MEDIA

STATISTICS

ROSTERS

NOTABLE PERFORMANCES VS. THE BUCCANEERS

RB TRENTON CANNON

- On 11/15/20 against Tampa Bay, Cannon returned three kickoffs for 151 yards (50.3-yard avg.) including a career-long return of 98 yards as a member of the Carolina Panthers.

OLB BUD DUPREE

- On 9/24/18 at Tampa Bay, Dupree amassed three tackles, one sack and the first interception of his career with a 10-yard return as a member of the Pittsburgh Steelers.

RB DERRICK HENRY

- On 10/27/19 against Tampa Bay, Henry carried the ball 16 times for 75 yards and added one eight-yard catch in the win.

RB DONTRELL HILLIARD

- On 10/21/18 at Tampa Bay, Hilliard registered a 30-yard kick return as a member of the Cleveland Browns.

TE AUSTIN HOOPER

- In seven career games against the Buccaneers, Hooper has tallied 30 receptions for 293 yards (9.8-yard avg.) and two touchdowns.
- On 11/3/16 at Tampa Bay, Hooper caught three passes for a season-best 46 yards and one touchdown while with the Atlanta Falcons.
- On 10/14/18 against Tampa Bay, Hooper grabbed nine catches for 71 yards and one touchdown for the Falcons, en route to his first career Pro Bowl.

OLB HAROLD LANDRY III

- On 10/27/19 against Tampa Bay, Landry registered five tackles, one sack, one forced fumble and one fumble recovery.

QB RYAN TANNEHILL

- In two career games against the Buccaneers, Tannehill has completed 48 of 75 passes for 422 yards and five touchdowns.
- On 10/27/19 against Tampa Bay, Tannehill completed 21 of 33 passes for 193 yards and three touchdowns with no interceptions for a 109.8 passer rating.

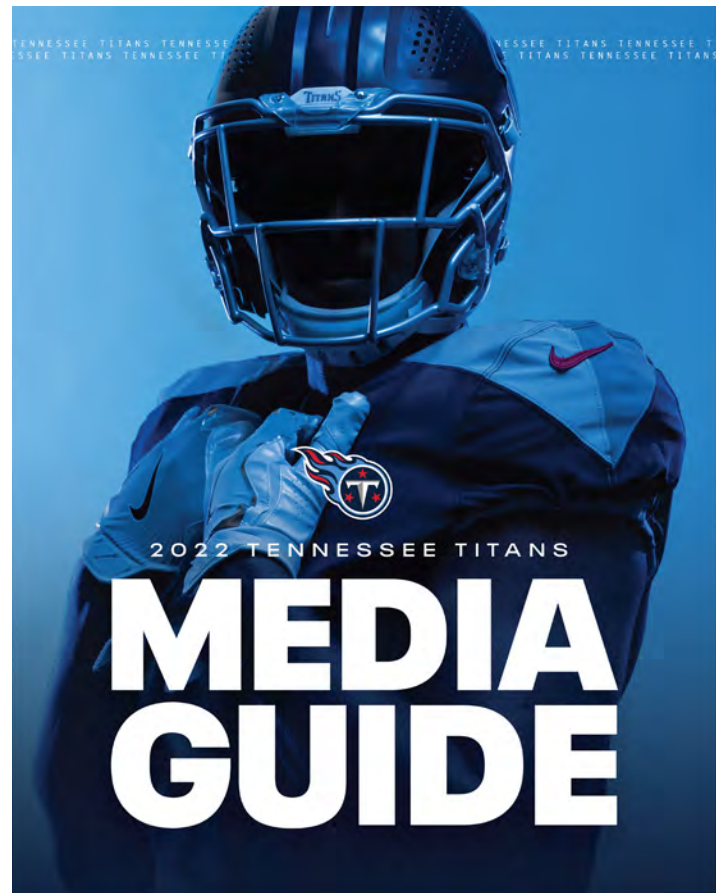
WR ROBERT WOODS

- In four career games against the Buccaneers, Woods has caught 31 passes for 347 yards (11.2-yard avg.) and one touchdown.
- On 9/29/19 against Tampa Bay, Woods notched a season-high 13 catches for 164 yards (12.6-yard avg.) including a long of 37 while with the Los Angeles Rams. The performance gave him 2,307 career receiving yards at the time, and he entered the top 20 in franchise history.
- On 11/23/20 at Tampa Bay, Woods tallied a team-high 12 receptions for 130 yards (10.8-yard avg.) and one touchdown during his time as a Ram.



KEY DATES

- August 16 Prior to 3 p.m. CT, clubs must reduce rosters to a maximum of 85 players on the Active/Inactive List
- August 17-18 Joint practices with the Tampa Bay Buccaneers at Ascension Saint Thomas Sports Park
- August 20 Home preseason game against the Buccaneers
- August 23 Prior to 3 p.m. CT, clubs must reduce rosters to a maximum of 80 players on the Active/Inactive List
- August 24-25 Joint practices with the Arizona Cardinals at Ascension Saint Thomas Sports Park
- August 27 Home preseason game against the Cardinals
- August 30 Prior to 3 p.m. CT, clubs must reduce rosters to a maximum of 53 players on the Active/Inactive List
- August 31 Clubs may establish practice squads of up to 16 players
- September 11 Titans open the regular season at Nissan Stadium against the New York Giants



[Click to access the 2022 Titans Media Guide](#)

2021 TALE OF THE TAPE

	T.B.	Tenn.	NFL/Avg
OFFENSE			
GAMES (Won-Lost)	13-4	12-5	---
FIRST DOWNS	404	362	345.5
Rushing	106	134	113.6
Passing	273	194	201.3
Penalty	25	34	30.7
YDS GAINED (tot)	6901	5822	5840.5
Avg per Game	405.9	342.5	343.6
RUSHING (net)	1672	2404	1959.2
Avg per Game	98.4	141.4	115.2
Rushes	385	551	452.9
Yards per Rush	4.3	4.4	4.3
PASSING (net)	5229	3418	3881.3
Avg per Game	307.6	201.1	228.3
Passes Att.	731	535	584.8
Completed	492	359	378.8
Pct Completed	67.3	67.1	64.8
Yards Gained	5383	3745	4150.0
Sacked	23	47	38.9
Yards Lost	154	327	268.7
Had intercepted	12	14	13.8
Yards Opp Ret	201	252	172.1
Opp TDs on Int	2	0	1.3
PUNTS	62	58	64.9
Avg Yards	42.0	44.3	45.6
PUNT RETURNS	35	30	27.5
Avg Return	7.1	9.8	8.8
Returned for TD	0	0	0.1
KICKOFF RETURNS	30	40	34.4
Avg Return	19.7	19.5	22.2
Returned for TD	0	0	0.3
PENALTIES	97	103	100.5
Yards Penalized	874	973	867.0
FUMBLES BY	12	25	20.4
Fumbles Lost	7	11	8.3
Opp Fumbles	24	21	20.4
Opp Fum Lost	12	6	8.3
POSS. TIME (avg)	30:21	32:40	30:00
TOUCHDOWNS	63	49	44.5
Rushing	18	23	15.8
Passing	43	22	26.3
Returns	2	4	2.4
EXTRA-PT KICKS	56/59	43/47	93%
2-PT CONVERSIONS	1/3	2/2	49%
FIELD GOALS/FGA	25/31	26/32	27/32
POINTS SCORED	511	419	390.7
DEFENSE			
POINTS ALLOWED	353	354	390.7
OPP FIRST DOWNS	344	331	345.5
Rushing	94	90	113.6
Passing	214	204	201.3
Penalty	36	37	30.7
OPP YARDS GAINED	5635	5607	5840.5
Avg per Game	331.5	329.8	343.6
OPP RUSHING (net)	1573	1438	1959.2
Avg per Game	92.5	84.6	115.2
Rushes	366	368	452.9
Yards per Rush	4.3	3.9	4.3
OPP PASSING (net)	4062	4169	3881.3
Avg per Game	238.9	245.2	228.3
Passes Att.	680	628	584.8
Completed	445	395	378.8
Pct Completed	65.4	62.9	64.8
Sacked	47	43	38.9
Yards Lost	285	316	268.7
INTERCEPTED BY	17	16	13.8
Yards Returned	177	128	172.1
Returned for TD	2	2	1.3
OPP PUNT RETURNS	23	22	27.5
Avg return	8.0	10.1	8.8
OPP KICKOFF RET	25	40	34.4
Avg return	26.8	20.3	22.2
OPP TOUCHDOWNS	39	38	44.5
Rushing	11	14	15.8
Passing	26	24	26.3
Returns	2	0	2.4

2022 SCHEDULE & RESULTS



PRESEASON			
Date	Opponent	W/L	Score
08/11	at Baltimore	L	10-23
08/20	Tampa Bay		
08/27	Arizona		
REGULAR SEASON			
Date	Opponent	W/L	Score
09/11	N.Y. Giants		
09/19	at Buffalo		
09/25	Las Vegas		
10/02	at Indianapolis		
10/09	at Washington		
10/23	Indianapolis		
10/30	at Houston		
11/06	at Kansas City		
11/13	Denver		
11/17	at Green Bay		
11/27	Cincinnati		
12/04	at Philadelphia		
12/11	Jacksonville		
12/18	at L.A. Chargers		
12/24	Houston		
12/29	Dallas		
01/07-08	at Jacksonville		

PRESEASON			
Date	Opponent	W/L	Score
08/13	Miami	L	24-26
08/20	at Tennessee		
08/27	at Indianapolis		
REGULAR SEASON			
Date	Opponent	W/L	Score
09/11	at Dallas		
09/18	at New Orleans		
09/25	Green Bay		
10/02	Kansas City		
10/09	Atlanta		
10/16	at Pittsburgh		
10/23	at Carolina		
10/27	Baltimore		
11/06	L.A. Rams		
11/13	Seattle (Munich, Germany)		
11/27	at Cleveland		
12/05	New Orleans		
12/11	at San Francisco		
12/18	Cincinnati		
12/25	at Arizona		
01/01	Carolina		
01/07-08	at Atlanta		

2021 REGULAR SEASON INDIVIDUAL LEADERS

Passing	Att	Cmp	Yds	Pct	Y/Att	TD	Int	Lg	Sack/Lost	Rtg	
Titans	R. Tannehill	531	357	3,734	67.2	7.0	21	14	57t	47/327	89.6
Bucs	T. Brady	719	485	5,316	67.5	7.4	43	12	62t	22/144	102.1
Rushing	No.	Yds	Avg	Long	TD						
Titans	D. Henry	219	937	4.3	76t	10					
	D. Foreman	133	566	4.3	35	3					
	D. Hilliard	56	350	6.3	68t	2					
	R. Tannehill	55	270	4.9	28	7					
Bucs	L. Fournette	180	812	4.5	47t	8					
	R. Jones	101	428	4.2	30	4					
Receiving	No.	Yds	Avg	Long	TD						
Titans	A. Brown	63	869	13.8	57t	5					
	N. Westbrook-Ikhine	38	476	12.5	46	4					
	A. Firkser	34	291	8.6	24	2					
Bucs	C. Godwin	98	1103	11.3	44	5					
	M. Evans	74	1035	14.0	46	14					
Interceptions	No.	Yds	Avg	Long	TD						
Titans	K. Byard	5	66	13.2	24t	1					
Bucs	M. Edwards	3	46	15.3	31t	2					
Punting	No.	Yds	Avg	Net	TB	In	Lg	B			
Titans	B. Kern	47	2,105	44.8	40.4	1	18	59	0		
Bucs	B. Pinion	56	2,378	42.5	38.9	2	23	65	0		
Punt Returns	No.	FC	Yds	Avg	Lg	TD					
Titans	C. Rogers	30	20	293	9.8	55	0				
Bucs	J. Darden	19	5	142	7.5	43	0				
Kickoff Returns	No.	Yds	Avg	Lg	TD						
Titans	C. Rogers	14	282	20.1	37	0					
Bucs	J. Darden	18	359	19.9	34	0					
Scoring/Kickers	PAT	FG	Pts								
Titans	R. Bullock	42/45	26/31	120							
Bucs	R. Succop	56/59	25/30	131							
Sacks	Tot										
Titans	H. Landry	12.0									
Bucs	S. Barrett	10.0									
Tackles	Tot	Solo	Asst								
Titans	K. Byard	88	58	30							
Bucs	D. White	128	87	41							

GAME PREVIEW

TEAM NOTES

PLAYER NOTES

MEDIA

STATISTICS

ROSTERS

2021 INDIVIDUAL NFL RANKINGS

(qualifiers only, where applicable)

Category	Team	Player	Stat	NFL Rank
Passer Rating	Titans	Ryan Tannehill	89.6	20
	Buccaneers	Tom Brady	102.1	7
Passing Yards	Titans	Ryan Tannehill	3,734	16
	Buccaneers	Tom Brady	5,316	1
Passing TDs	Titans	Ryan Tannehill	21	16
	Buccaneers	Tom Brady	43	1
Rushing Yards	Titans	Derrick Henry	937	9
	Buccaneers	Leonard Fournette	812	19
Rushing Average	Titans	Derrick Henry	4.28	26
	Buccaneers	Leonard Fournette	4.51	19
Rushing TDs	Titans	Derrick Henry	10	6t
	Buccaneers	Leonard Fournette	8	10t
Receptions	Titans	A.J. Brown	63	45t
	Buccaneers	Chris Godwin	98	11
Receiving Yards	Titans	A.J. Brown	869	32
	Buccaneers	Chris Godwin	1,103	15
Receiving TDs	Titans	A.J. Brown	5	40t
	Buccaneers	Mike Evans	14	2
Sacks	Titans	Harold Landry III	12.0	10
	Buccaneers	Shaquil Barrett	10.0	15t
Interceptions	Titans	Kevin Byard	5	4t
	Buccaneers	Mike Edwards	3	23t

2021 SITUATIONAL RECORDS (REG. SEASON)

TENNESSEE TITANS		TAMPA BAY BUCCANEERS	
Total	12 - 5	Total	13 - 4
Home	7 - 2	Home	7 - 1
Away	5 - 3	Away	6 - 3
Grass	8 - 3	Grass	8 - 2
Turf	4 - 2	Turf	5 - 2
AFC	8 - 4	AFC	5 - 0
NFC	4 - 1	NFC	8 - 4
In Division	5 - 1	In Division	4 - 2
Out Division	7 - 4	Out Division	9 - 2
Indoor	1 - 0	Indoor	2 - 1
Outdoor	11 - 5	Outdoor	11 - 3
January	2 - 0	January	2 - 0
September	2 - 1	September	2 - 1
October	4 - 1	October	4 - 1
November	2 - 2	November	2 - 1
December	2 - 1	December	3 - 1
Sunday	10 - 5	Sunday	10 - 4
Monday	1 - 0	Monday	1 - 0
Thursday	1 - 0	Thursday	2 - 0

THE TITANS WERE 8-3 AGAINST TEAMS WITH A WINNING RECORD IN 2021, BECOMING THE FIRST NFL TEAM IN HISTORY WITH EIGHT SUCH WINS

THIS WEEK'S NFL SCHEDULE

All Times Central

Thursday, Aug. 18

Chicago at Seattle 7:00 (ESPN)

Friday, August 19

Carolina at New England 6:00

New Orleans at Green Bay 7:00

Houston at L.A. Rams 9:00

Saturday, August 20

Detroit at Indianapolis 12:00

Denver at Buffalo 12:00

Washington at Kansas City 3:00

Pittsburgh at Jacksonville 6:00

Las Vegas at Miami 6:00

San Francisco at Minnesota 6:00

Tampa Bay at Tennessee 6:00

Dallas at L.A. Chargers 9:00

Sunday, August 21

Philadelphia at Cleveland 12:00

Cincinnati at New York Giants 6:00

Baltimore at Arizona 7:00 (FOX)

Monday, August 22

Atlanta at New York Jets 7:00 (ESPN)

LAST WEEK'S STARTERS

Titans vs. Ravens | Buccaneers vs. Dolphins

TITANS OFFENSE		BUCCANEERS DEFENSE	
WR	13 Racey McMath	DL	90 Logan Hall
TE	89 Tommy Hudson	DL	95 Deadrin Senat
LT	78 Nicholas Petit-Frere	DL	79 Pat O'Connor
LG	73 Jamarco Jones	OLB	49 Cam Gill
C	55 Aaron Brewer	ILB	48 Grant Stuard
RG	62 Corey Levin	ILB	52 K.J. Britt
RT	75 Dillon Radunz	OLB	98 Anthony Nelson
WR	10 Dez Fitzpatrick	CB	30 Dee Delaney
QB	7 Malik Willis	CB	27 Zyon McCollum
FB	44 Tory Carter	S	34 Nolan Turner
RB	36 Julius Chestnut	S	43 Ross Cockrell

TITANS DEFENSE		BUCCANEERS OFFENSE	
DE	94 Da'Shawn Hand	TE	88 Cade Otton
NT	93 Teair Tart	LT	73 Brandon Walton
DT	90 Naquan Jones	LG	60 Nick Leverette
OLB	95 DeMarcus Walker	C	70 Robert Hainsey
ILB	45 Chance Campbell	RG	64 Aaron Stinnie
OLB	99 Rashad Weaver	RT	74 Fred Johnson
DB	36 Shyheim Carter	TE	41 Ko Kieft
CB	3 Caleb Farley	WR	18 Tyler Johnson
CB	26 Kristian Fulton	WR	1 Jaelon Darden
S	33 A.J. Moore	QB	11 Blaine Gabbert
S	29 Theo Jackson	RB	25 Giovani Bernard

WHERE THE TEAMS RANKED IN 2021

2021 OFFENSIVE STATISTICS AND NFL RANKING

OFFENSIVE CATEGORY	TITANS		BUCCANEERS	
	STAT	(RANK)	STAT	(RANK)
Yards / Game	342.5	(17)	405.9	(2)
Yards / Play	5.14	(22)	6.06	(2)
Rushing Yards / Game	141.4	(5)	98.4	(26)
Rushing Yards / Play	4.36	(14)	4.34	(15)
Passing Yards / Game	201.1	(24)	307.6	(1)
Passing Yards / Play	6.39	(20)	7.15	(9)
Interception Rate	2.62%	(20)	1.64%	(5)
Sacks / Pass Attempt	8.79%	(26)	3.15%	(1)
First Downs / Game	21.3	(9t)	23.8	(2)
Punt Return Avg	9.8	(9)	7.1	(29)
Kickoff Return Avg	19.5	(27)	19.7	(26)
Field Goals Made	81.25%	(23)	80.65%	(25)
3rd Down Pct	43.64%	(8)	47.09%	(2)
4th Down Pct	62.50%	(7)	56.25%	(14)
Red Zone Pct	63.93%	(5)	66.18%	(2)
Goal to Go%	87.50%	(1)	75.00%	(8t)
Avg Time of Possession	32:40	(2)	30:21	(16)
Points / Game	24.6	(15)	30.1	(2)
Turnover Ratio	-3	(20t)	+10	(6)

2021 DEFENSIVE STATISTICS AND NFL RANKING

DEFENSIVE CATEGORY	TITANS		BUCCANEERS	
	STAT	(RANK)	STAT	(RANK)
Yards / Game	329.8	(12)	331.5	(13)
Yards / Play	5.40	(17)	5.16	(7)
Rushing Yards / Game	84.6	(2)	92.5	(3)
Rushing Yards / Play	3.91	(4)	4.30	(15)
Passing Yards / Game	245.2	(25)	238.9	(21)
Passing Yards / Play	6.64	(18)	5.97	(4)
Interception Rate	2.55%	(10)	2.50%	(11)
Sacks / Pass Attempt	6.85%	(13)	6.91%	(12)
First Downs / Game	19.5	(10)	20.2	(17)
Punt Return Avg	10.1	(27)	8.0	(11)
Kickoff Return Avg	20.3	(8)	26.8	(30)
3rd Down Pct	36.67%	(6)	38.50%	(12)
4th Down Pct	58.33%	(21)	46.43%	(9)
Red Zone Pct	51.72%	(7)	52.54%	(10)
Goal to Go%	64.71%	(10)	62.07%	(5)
Points / Game	20.8	(5t)	20.8	(5t)
Point Differential / Game	3.8	(11)	9.3	(4)
Yard Differential / Game	12.6	(15)	74.5	(2)

BUCCANEERS HEAD COACH TODD BOWLES

TODD BOWLES AT A GLANCE

- Regular season record: 26-41-0
- Postseason record: 0-0
- Overall record: 26-41-0
- vs. Titans: 1-1
- on the road vs. Titans: 0-1
- at home vs. Titans: 1-0
- vs. Mike Vabel: 0-1
- Year as Buccaneers head coach: 1
- Year as NFL head coach: 6



Todd Bowles' Assistant Coaching Staff:

Harold Goodwin	Assistant Head Coach/Run Game Coordinator
Byron Leftwich	Offensive Coordinator
Kacy Rodgers	Run Game Coordinator/Defensive Line
Larry Foote	Pass Game Coordinator/Inside Linebackers
Keith Armstrong	Special Teams Coordinator
Tim Atkins	Assistant Secondary
Cory Bichey	Assistant Strength and Conditioning
Chris Boniol	Specialists
Mike Chiurco	Assistant to the Head Coach
Clyde Christensen	Quarterbacks
Rich Christophel	Senior Offensive Assistant
Joey Fitzgerald	Defensive Quality Control
Kevin Garver	Wide Receivers
Joe Gilbert	Offensive Line
Maral Javadifar	Director of Rehabilitation and Performance
Jeff Kastl	Offensive Quality Control
Thaddeus Lewis	Assistant Wide Receivers
Lori Locust	Assistant Defensive Line
Todd McNair	Running Backs
Tom Moore	Assistant Coach
Anthony Piroli	Head Strength and Conditioning
Nick Rapone	Safeties
Kevin Ross	Cornerbacks
Bob Sanders	Outside Linebackers
Keith Tandy	Defensive/Special Teams Assistant
John Van Dam	Tight Ends
Chad Wade	Assistant Strength and Conditioning
Deandre Ward	Assistant Strength and Conditioning

Todd Bowles was promoted from defensive coordinator to head coach of the Tampa Bay Buccaneers on Mar. 30, 2022, after Bruce Arians shifted to a senior football consultant role. Bowles returned to being a head coach for the first time since he held the position with the New York Jets from 2015 to 2018.

Bowles won his third Super Bowl (his first as a coach) when the Buccaneers defeated the Kansas City Chiefs 31-9 in Super Bowl LV. Bowles was credited with a gameplan that pressured Chiefs quarterback Patrick Mahomes without resorting to blitzing, by utilizing the two-deep safety look and pass-rushing which prevented the Chiefs' prolific offense from scoring a touchdown and intercepted Mahomes twice.

On Jan. 8, 2019, Bowles was hired as the defensive coordinator of the Tampa Bay Buccaneers, reuniting him with Arians, the former Arizona Cardinals head coach.

Bowles was the head coach of the New York Jets from 2015 through 2018. During his first three seasons on the job, the Jets defense ranked fourth in limiting opponents to 3.79 yards per carry, fifth in allowing 28 rushing touchdowns and seventh in yielding 100.1 rushing yards per game.

In 2017, Bowles and his coaching staff played a crucial role in safeties Jamal Adams and Marcus Maye becoming the first pair of rookie teammates to start every game at safety since the NFL merger in 1970. During the 2017 season, the rookie safety duo ranked first and second respectively in tackles among all NFL rookie secondary players.

In 2015, his first full season as a head coach, Bowles transformed a 4-12 team into one with a 10-6 record and missed the playoffs by just one game. The 2015 Jets ranked in the top 10 for both offense (10th) and defense (fourth), one of only five teams to do so.

Before taking over the Jets, Bowles was the defensive coordinator for the Arizona Cardinals for two seasons (2013-14). He earned Assistant Coach of the Year recognition in 2014 from both the Pro Football Writers of America and The Associated Press, the first ever recipient of the AP award.

Prior to joining the Cardinals, Bowles coached in Philadelphia (2012), Miami (2008-11), Dallas (2005-07) and Cleveland (2001-04) after his start with the Jets (2000) as offensive backs coach.

He began his one season with the Eagles coaching the team's defensive backs for the first six games before his appointment to interim defensive coordinator for the final 10 contests.

In Miami, he served as the team's assistant head coach/secondary. In 2011, he was named interim head coach for the final three games, leading the club to a 2-1 record.

Bowles was also a college scouting assistant with the Green Bay Packers, a defensive coordinator/secondary coach at Morehouse College and a defensive coordinator/defensive backs coach at Grambling State before his time in Cleveland.

Despite going undrafted in the 1986 NFL Draft, Bowles, the four-year letterman and team captain out of Temple (1982-85), played in 117 regular-season games at cornerback and safety and registered 15 interceptions and seven fumble recoveries in his eight-year career playing for the Washington Commanders (1986-90, 1992-93) and the San Francisco 49ers (1991). He was a starter on the 1987 Commanders championship team that defeated the Denver Broncos, 42-10, in Super Bowl XXII.

TITANS-BUCCANEERS CONNECTIONS

FORMER TITANS

- Buccaneers wide receiver **Julio Jones** spent the 2021 season with the Titans after the club acquired him in an offseason trade. In 10 games with the Titans, Jones registered 31 catches for 434 yards and one touchdown.
- Buccaneers cornerback **Logan Ryan** was a member of the Titans from 2017 through 2019. Ryan appeared and started in 45 games, registering 251 tackles, 8.5 sacks and four interceptions over three seasons.
- Buccaneers quarterback **Blaine Gabbert** spent the 2018 season with the Titans as a backup quarterback. Gabbert appeared in eight games with three starts and completed 61 of 101 passes for 626 yards with four touchdowns.
- Buccaneers running backs coach **Todd McNair** was a running back for the Houston Oilers from 1994-95.
- Buccaneers guard **Aaron Stinnie** originally signed with the Titans as a rookie free agent following the 2018 NFL Draft. He was with the Titans from 2018-19 and appeared in four games at guard while with the squad.
- Buccaneers kicker **Ryan Succop** spent six seasons with the Titans (2014-19) and made 117 of 140 field goals (83.6 percent) and 178 of 188 extra point tries while with the club. He set an NFL record by connecting on 56 consecutive field goals from inside 50 yards from 2014-17.

FORMER BUCCANEERS

- Titans general manager **Jon Robinson** was the director of player personnel for the Buccaneers during the 2014 and 2015 seasons (see right).
- Titans assistant offensive line coach **Mike Sullivan** played for the Buccaneers from 1992-95, appearing in 48 total games as an offensive lineman. His pro career was preceded by his time at the University of Miami (Fla.) from 1986-90.
- Titans quarterbacks coach **Pat O'Hara** was 10th-round pick by the Buccaneers in 1991 and played for the team during his rookie season.

BUCCANEERS WITH TENNESSEE CONNECTIONS

- Buccaneers quarterbacks coach **Clyde Christensen** coached collegiately at East Tennessee State from 1980-82.
- Buccaneers senior offensive assistant **Rick Christophel** was on the coaching staff at Vanderbilt from 1986-1990.
- Buccaneers safeties coach **Nick Rapone** coached collegiately at East Tennessee State from 1981-82.
- Buccaneers run game coordinator and defensive line coach **Kacy Rodgers** is originally from Humboldt, Tenn., and went on to play linebacker/defensive end at the University of Tennessee from 1988-1991. Rodgers also coached collegiately at Tennessee-Martin from 1994-97 and at Middle Tennessee State from 1999-2001.
- Buccaneers running back **Ke'Shawn Vaughn** is from Nashville, Tenn., and spent two years as the running back for Vanderbilt University (2018-19). Vaughn appeared in 23 games and rushed for 2,259 yards, which qualified for fifth all-time among Vanderbilt running backs.

TITANS WITH FLORIDA CONNECTIONS

- Titans running back **Derrick Henry** (Yulee), defensive back **Chris Jackson** (Tallahassee), cornerback **Greg Mabin** (Fort Lauderdale), offensive lineman **Nicholas Petit-Frere** (Tampa), defensive lineman **DeMarcus Walker** (Jacksonville), outside linebacker **Rashad Weaver** (Fort Lauderdale), wide receiver **Nick Westbrook-Ikhine** (Lake Mary), and secondary coach **Anthony Midget** (Clewiston) all have hometowns in Florida.
- Titans defensive tackle **Teair Tart** went to Florida International University and appeared in 23 games with 10 starts over two seasons (2018-19). He totaled 51 tackles, 19 tackles for loss, six sacks and two forced fumbles as a Panther.
- Titans defensive lineman **DeMarcus Walker** went to Florida State University and appeared in 52 games with 40 starts over four seasons (2013-16). He registered 182 tackles and his 45 tackles for loss and 28.5 sacks rank third in school history. As a senior in 2016, Walker was named a consensus All-American and the ACC Defensive Player of the Year.
- Titans outside linebackers coach **Ryan Crow** spent part of 2011 as a strength intern at the University of Florida.
- Titans quarterbacks coach **Pat O'Hara** was a 10th-round pick by the Buccaneers in 1991 and played for the team during his rookie season. He later played for the Arena Football League's Orlando Predators (1995-2000) and Tampa Bay Storm (2003-06). He then coached for the Storm as an assistant (2005-08) and later served as the head coach of the Predators (2010-11).

JON ROBINSON AND JASON LICHT

- Titans general manager **Jon Robinson** and Buccaneers general manager **Jason Licht** spent six total seasons working together with the New England Patriots (2002, 2009-11) and the Buccaneers (2014-15). Their relationship dates back to when Licht was a scout with the Patriots and Robinson was an assistant coach at Nicholls State from 1999-2001. Licht became New England's assistant director of player personnel in 2002 and recruited Robinson to join the Patriots as an area scout. Years later, when Licht was hired by the Buccaneers as general manager, he hired Robinson as director of player personnel.

COACHING CONNECTIONS

- Titans assistant offensive line coach **Mike Sullivan** was on the Cleveland Browns coaching staff with Buccaneers running backs coach **Todd McNair** during the 2001-03 seasons.
- Titans defensive line coach **Terrell Williams** and Buccaneers quarterbacks coach **Clyde Christensen** coached together at the Miami Dolphins for two seasons in 2016 and 2017. **Terrell Williams** also coached with Buccaneers specialist coach **Chris Boniol** at the Oakland Raiders during the 2014 season.

COACH-PLAYER CONNECTIONS

- Buccaneers quarterback **Tom Brady** and Titans head coach **Mike Vrabel** were teammates with the New England Patriots from 2001 to 2008. They earned three Super Bowl titles (2001, 2003 and 2004) together. Vrabel caught a total of 10 touchdown passes from Brady—eight in the regular season and two in the playoffs.
- Titans defensive line coach **Terrell Williams** with Buccaneers wide receiver **Mike Evans** at Texas A&M.
- Titans defensive lineman **Jeffery Simmons** with Buccaneers head strength and conditioning coach **Anthony Piroli** and specialist coach **Chris Boniol** at Mississippi State.
- Titans running back **Derrick Henry** with Buccaneers tight ends coach **John Van Dam** at Alabama.
- Titans quarterback **Ryan Tannehill** with Buccaneers quarterbacks coach **Clyde Christensen** at the Miami Dolphins.

NOTABLE PRO TEAMMATES

- Titans long snapper **Morgan Cox** with Buccaneers wide receiver **Breshad Perriman** and center **Ryan Jensen** at Baltimore...Titans tight end **Geoff Swaim** with Buccaneers running back **Leonard Fournette** at Jacksonville...Titans tight end **Austin Hooper** with Buccaneers safety **Keanu Neal** and wide receivers **Russell Gage** and **Julio Jones** at Atlanta.

NOTABLE COLLEGE TEAMMATES

- Titans cornerback **Roger McCreary** with Buccaneers inside linebacker **K.J. Britt**, cornerback **Carlton Davis III** and cornerback **Jamel Dean** at Auburn...Titans linebacker **Monty Rice** and wide receiver **Terry Godwin** with Buccaneers punter **Jake Camarda** at Georgia...Titans outside linebacker **David Anenih** with Buccaneers defensive lineman **Logan Hall** and inside linebacker **Grant Stuard** at Houston...Titans tackle **Christian DiLauro** with Buccaneers running back **Ke'Shawn Vaughn** at Illinois...Titans cornerback **Greg Mabin** and safety **Amani Hooker** with Buccaneers outside linebacker **Anthony Nelson** and tackle **Tristan Wirfs** at Iowa...Titans outside linebacker **Bud Dupree** with Buccaneers safety **Mike Edwards** at Kentucky...Titans fullback **Tory Carter**, cornerback **Kristian Fulton** and wide receiver **Racey McMath** with Buccaneers inside linebacker **Devin White**, running back **Leonard Fournette**, cornerback **Rashard Robinson**, wide receiver **Cyril Grayson Jr.**, wide receiver **Russell Gage** and outside linebacker **Andre Anthony** at Louisiana State University...Titans safety **Adrian Colbert** with Buccaneers cornerback **Dee Delaney** at Miami (Fla.)...Titans linebacker **Jack Gibbens** with Buccaneers tight end **Ko Keiff** at Minnesota...Titans cornerback **Tre Avery** with Buccaneers inside linebacker **Olakunle Fatukasi** and defensive lineman **Willington Previlon** at Rutgers...Titans cornerback **Elijah Molden** with Buccaneers defensive lineman **Benning Potoa'e**, outside linebacker **Joe Tryon-Shoyinka**, tight end **Cade Otton** and defensive lineman **Vita Vea** at Washington.

CAREER GAME-BY-GAME STATS VS. THE BUCCANEERS: TITANS OFFENSE

QUARTERBACKS

Ryan Tannehill (Passing)

Date	Opp	W-L	G/S	Att	Cmp	Pct	Yds	Yd/A	TD	TD%	Int	Int%	Lg	Sk	Lst	Rate
11/11/13	@ TB	L	QB	42	27	64.3	229	5.5	2	4.8	1	2.4	19t	2	18	84.3
10/27/19	TB	W	QB	33	21	63.6	193	5.9	3	9.1	0	0.0	26	3	19	109.8
Totals		1-1	2/2	75	48	64.0	422	5.6	5	6.7	1	1.3	26	5	37	95.5

Ryan Tannehill (Rushing)

Date	Opp	W-L	G/S	Att	Yds	Avg	Lg	TD
11/11/13	@ TB	L	QB	1	2	2.0	2	0
10/27/19	TB	W	QB	4	-3	-0.8	1	0
Totals		1-1	2/2	5	-1	-0.2	2	0

Logan Woodside

Date	Opp	W-L	G/S	Att	Cmp	Pct	Yds	Yd/A	TD	TD%	Int	Int%	Lg	Sk	Lst	Rate
None																
Totals		0-0	0/0	0	0	-	0	-	0	-	0	-	-	0	0	-

RUNNING BACKS

Trenton Cannon

Date	Opp	W-L	G/S	Rushing					Receiving				
				Att	Yds	Avg	Lg	TD	Rec	Yds	Avg	Lg	TD
9/20/20	@ TB	L		0	0	-	-	0	0	0	-	-	0
11/15/20	TB	L		0	0	-	-	0	0	0	-	-	0
Totals		0-2	2/0	0	0	-	-	0	0	0	-	-	0

Tory Carter (FB)

Date	Opp	W-L	G/S	Rushing					Receiving				
				Att	Yds	Avg	Lg	TD	Rec	Yds	Avg	Lg	TD
None													
Totals		0-0	0/0	0	0	-	-	0	0	0	-	-	0

Derrick Henry

Date	Opp	W-L	G/S	Rushing					Receiving				
				Att	Yds	Avg	Lg	TD	Rec	Yds	Avg	Lg	TD
10/27/19	TB	W	RB	16	75	4.7	34	0	1	8	8.0	8	0
Totals		1-0	1/1	16	75	4.7	34	0	1	8	8.0	8	0

Dontrell Hilliard

Date	Opp	W-L	G/S	Rushing					Receiving				
				Att	Yds	Avg	Lg	TD	Rec	Yds	Avg	Lg	TD
10/21/18	@ TB	L		0	0	-	-	0	0	0	-	-	0
Totals		0-1	1/0	0	0	-	-	0	0	0	-	-	0

Jordan Wilkins

Date	Opp	W-L	G/S	Rushing					Receiving				
				Att	Yds	Avg	Lg	TD	Rec	Yds	Avg	Lg	TD
12/8/19	@ TB	L		1	1	1.0	1	0	0	0	-	-	0
Totals		0-1	1/0	1	1	1.0	1	0	0	0	-	-	0

WIDE RECEIVERS

Dez Fitzpatrick

Date	Opp	W-L	G/S	Rec	Yds	Avg	Lg	TD
None								
Totals		0-0	0/0	0	0	-	-	0

Terry Godwin

Date	Opp	W-L	G/S	Rec	Yds	Avg	Lg	TD
None								
Totals		0-0	0/0	0	0	-	-	0

Cody Hollister

Date	Opp	W-L	G/S	Rec	Yds	Avg	Lg	TD
None								
Totals		0-0	0/0	0	0	-	-	0

Mason Kinsey

Date	Opp	W-L	G/S	Rec	Yds	Avg	Lg	TD
None								
Totals		0-0	0/0	0	0	-	-	0

Josh Malone

Date	Opp	W-L	G/S	Rec	Yds	Avg	Lg	TD
10/28/18	TB	W		0	0	-	-	0
Totals		1-0	1/0	0	0	-	-	0

Racey McMath

Date	Opp	W-L	G/S	Rec	Yds	Avg	Lg	TD
None								
Totals		0-0	0/0	0	0	-	-	0

Nick Westbrook-Ikhine

Date	Opp	W-L	G/S	Rec	Yds	Avg	Lg	TD
None								
Totals		0-0	0/0	0	0	-	-	0

Robert Woods

Date	Opp	W-L	G/S	Rec	Yds	Avg	Lg	TD
12/8/13	@ TB	L	WR	3	20	6.7	9	0
9/29/19	TB	L	WR	13	164	12.6	37	0
11/23/20	@ TB	W	WR	12	130	10.8	35	1
9/26/21	TB	W	WR	3	33	11.0	20	0
Totals		2-2	4/4	31	347	11.2	37	1

GAME PREVIEW

TEAM NOTES

PLAYER NOTES

MEDIA

STATISTICS

ROSTERS

CAREER GAME-BY-GAME STATS VS. THE BUCCANEERS: TITANS OFFENSE

TIGHT ENDS

Austin Hooper

Date	Opp	W-L	G/S	Rec	Yds	Avg	Lg	TD
9/11/16	TB	L		1	14	14.0	14	0
11/3/16	@ TB	W		3	46	15.3	28	1
11/26/17	TB	W	TE	3	38	12.7	20	0
12/18/17	@ TB	W		2	12	6.0	7	0
10/14/18	TB	W		9	71	7.9	14	1
12/30/18	@ TB	W	TE	5	67	13.4	20	0
12/29/19	@ TB	W	TE	7	45	6.4	12	0
Totals		6-1	7/3	30	293	9.8	28	2

Tommy Hudson

Date	Opp	W-L	G/S	Rec	Yds	Avg	Lg	TD
None								
Totals		0-0	0/0	0	0	-	-	0

Briley Moore

Date	Opp	W-L	G/S	Rec	Yds	Avg	Lg	TD
None								
Totals		0-0	0/0	0	0	-	-	0

Geoff Swaim

Date	Opp	W-L	G/S	Rec	Yds	Avg	Lg	TD
None								
Totals		0-0	0/0	0	0	-	-	0

David Wells

Date	Opp	W-L	G/S	Rec	Yds	Avg	Lg	TD
None								
Totals		0-0	0/0	0	0	-	-	0

CAREER GAME-BY-GAME STATS VS. THE BUCCANEERS: TITANS SPECIALISTS

RETURNERS

Trenton Cannon

Date	Opp	W-L	PR	FC	Yds	Avg	Lg	TD	KR	Yds	Avg	Lg	TD
9/20/20	@ TB	L	-	-	-	-	-	-	-	-	-	-	-
11/15/20	TB	L	0	0	0	-	-	0	3	151	50.3	98	0
Totals		0-2	0	0	0	-	-	0	3	151.0	50.3	98	0

Terry Godwin

Date	Opp	W-L	PR	FC	Yds	Avg	Lg	TD	KR	Yds	Avg	Lg	TD
None													
Totals		0-0	00	0	0	-	-	0	0	0	-	-	0

Dontrell Hilliard

Date	Opp	W-L	PR	FC	Yds	Avg	Lg	TD	KR	Yds	Avg	Lg	TD
10/21/18	@ TB	L	0	0	0	-	-	0	1	30	30.0	30	0
Totals		0-1	0	0	0	-	-	0	1	30	30.0	30	0

Mason Kinsey

Date	Opp	W-L	PR	FC	Yds	Avg	Lg	TD	KR	Yds	Avg	Lg	TD
None													
Totals		0-0	00	0	0	-	-	0	0	0	-	-	0

KICKERS

Randy Bullock

Date	Opp	W-L	FGM	FGA	Pct	XPM	XPA	1-19	20-29	30-39	40-49	50+	Lg	KO	TB
9/27/15	TB	W	2	3	66.7	1	2	1-1	0-0	1-1	0-1	0-0	39	5	4
10/28/18	TB	W	1	1	100.0	4	5	0-0	0-0	0-0	1-1	0-0	44	6	5
Totals		2-0	3	4	75.0	5	7	1-1	0-0	1-1	1-2	0-0	44	11	9

PUNTERS

Brett Kern

Date	Opp	W-L	Num	Blk	Yds	Avg	Lg	TB	In20	NetAvg
10/5/08	TB	W	5	0	248	49.6	63	0	2	45.8
11/27/11	TB	W	3	0	88	29.3	41	0	3	29.3
9/13/15	@ TB	W	4	0	189	47.3	57	0	1	43.0
10/27/19	TB	W	5	0	248	49.6	61	0	1	40.6
Totals		4-0	17	0	773	45.5	63	0	7	40.7

CAREER GAME-BY-GAME STATS VS. THE BUCCANEERS: TITANS DEFENSE

Ola Adeniyi (OLB)

Date	Opp	W-L	G/S	Tackle	Sack	Int	FF	FR
None								
Totals		0-0	0/0	0	0.0	0	0	0

Denico Autry (DL)

Date	Opp	W-L	G/S	Tackle	Sack	Int	FF	FR
10/30/16	@ TB	W	DE	2	0.0	0	0	0
12/8/19	@ TB	L	UT	4	0.0	0	0	0
Totals		1-1	2/2	6	0.0	0	0	0

CAREER GAME-BY-GAME STATS VS. THE BUCCANEERS: TITANS DEFENSE

Elijah Benton (S)

Date	Opp	W-L	G/S	Tackle	Sack	Int	FF	FR
None								
Totals		0-0	0/0	0	0.0	0	0	0

Shakur Brown (CB)

Date	Opp	W-L	G/S	Tackle	Sack	Int	FF	FR
None								
Totals		0-0	0/0	0	0.0	0	0	0

Deante Burton (CB)

Date	Opp	W-L	G/S	Tackle	Sack	Int	FF	FR
None								
Totals		0-0	0/0	0	0.0	0	0	0

Kevin Byard (S)

Date	Opp	W-L	G/S	Tackle	Sack	Int	FF	FR
10/27/19	TB	W	FS	5	0.0	0	0	0
Totals		1-0	1/1	5	0.0	0	0	0

Shyheim Carter (CB)

Date	Opp	W-L	G/S	Tackle	Sack	Int	FF	FR
None								
Totals		0-0	0/0	0	0.0	0	0	0

Dylan Cole (LB)

Date	Opp	W-L	G/S	Tackle	Sack	Int	FF	FR
None								
Totals		0-0	0/0	0	0.0	0	0	0

Zach Cunningham (LB)

Date	Opp	W-L	G/S	Tackle	Sack	Int	FF	FR
12/21/19	@ TB	W	MLB	6	0.0	0	0	0
Totals		1-0	1/1	6	0.0	0	0	0

Bud Dupree (OLB)

Date	Opp	W-L	G/S	Tackle	Sack	Int	FF	FR
9/24/18	@ TB	W	OLB	3	1.0	1	0	0
Totals		1-0	1/1	3	1.0	1	0	0

Caleb Farley (CB)

Date	Opp	W-L	G/S	Tackle	Sack	Int	FF	FR
None								
Totals		0-0	0/0	0	0.0	0	0	0

Kristian Fulton (CB)

Date	Opp	W-L	G/S	Tackle	Sack	Int	FF	FR
None								
Totals		0-0	0/0	0	0.0	0	0	0

Da'Shawn Hand (DE)

Date	Opp	W-L	G/S	Tackle	Sack	Int	FF	FR
None								
Totals		0-0	0/0	0	0.0	0	0	0

Amani Hooker (S)

Date	Opp	W-L	G/S	Tackle	Sack	Int	FF	FR
10/27/19	TB	W		2	0.0	0	0	0
Totals		1-0	1/0	2	0.0	0	0	0

Chris Jackson (DB)

Date	Opp	W-L	G/S	Tackle	Sack	Int	FF	FR
None								
Totals		0-0	0/0	0	0.0	0	0	0

Joe Jones (LB)

Date	Opp	W-L	G/S	Tackle	Sack	Int	FF	FR
9/27/20	TB	L		0	0.0	0	0	0
Totals		0-1	1/0	0	0.0	0	0	0

Naquan Jones (DT)

Date	Opp	W-L	G/S	Tackle	Sack	Int	FF	FR
None								
Totals		0-0	0/0	0	0.0	0	0	0

Joshua Kalu (DB)

Date	Opp	W-L	G/S	Tackle	Sack	Int	FF	FR
None								
Totals		0-0	0/0	0	0.0	0	0	0

Harold Landry III (OLB)

Date	Opp	W-L	G/S	Tackle	Sack	Int	FF	FR
10/27/19	TB	W	OLB	4	1.0	0	1	1
Totals		1-0	1/1	4	1.0	0	1	1

Justin Lawler (OLB)

Date	Opp	W-L	G/S	Tackle	Sack	Int	FF	FR
None								
Totals		0-0	0/0	0	0.0	0	0	0

David Long Jr. (LB)

Date	Opp	W-L	G/S	Tackle	Sack	Int	FF	FR
10/27/19	TB	W		0	0.0	0	0	0
Totals		1-0	1/0	0	0.0	0	0	0

Greg Mabin (CB)

Date	Opp	W-L	G/S	Tackle	Sack	Int	FF	FR
11/25/18	@ TB	L		0	0.0	0	0	0
Totals		0-1	1/0	0	0.0	0	0	0

Elijah Molden (CB)

Date	Opp	W-L	G/S	Tackle	Sack	Int	FF	FR
None								
Totals		0-0	0/0	0	0.0	0	0	0

A.J. Moore Jr. (S)

Date	Opp	W-L	G/S	Tackle	Sack	Int	FF	FR
12/21/19	@ TB	W		0	0.0	0	0	0
Totals		1-0	1/0	0	0.0	0	0	0

Larrell Murchison (DL)

Date	Opp	W-L	G/S	Tackle	Sack	Int	FF	FR
None								
Totals		0-0	0/0	0	0.0	0	0	0

Jeffery Simmons (DT)

Date	Opp	W-L	G/S	Tackle	Sack	Int	FF	FR
10/27/19	TB	W	DE	3	0.0	0	0	0
Totals		1-0	1/1	3	0.0	0	0	0

Kevin Strong (DE)

Date	Opp	W-L	G/S	Tackle	Sack	Int	FF	FR
12/26/20	TB	L		2	0.0	0	0	0
Totals		0-1	1/0	2	0.0	0	0	0

Teair Tart (DT)

Date	Opp	W-L	G/S	Tackle	Sack	Int	FF	FR
None								
Totals		0-0	0/0	0	0.0	0	0	0

DeMarcus Walker (DL)

Date	Opp	W-L	G/S	Tackle	Sack	Int	FF	FR
None								
Totals		0-0	0/0	0	0.0	0	0	0

Rashad Weaver (OLB)

Date	Opp	W-L	G/S	Tackle	Sack	Int	FF	FR
None								
Totals		0-0	0/0	0	0.0	0	0	0

REGULAR TITANS LINEUP

OFFENSIVE STARTERS

WR 15-Nick Westbrook-Ikhine (6-2, 211, 3rd Year/3rd with Titans, Indiana) - The former undrafted free agent emerged as a regular on offense in 2021, appearing in 16 games with seven starts. He ranked second on the team in catches (38), receiving yards (476) and receiving touchdowns (four).

	G	GS	Rec	Yds	Avg	Lg	TD
2021	16	7	38	476	12.5	46	4
Career	30	8	41	509	12.4	46	4

TE 81-Austin Hooper (6-4, 254, 7th year/1st with Titans, Stanford) - The two-time Pro Bowl selection amassed 298 receptions for 3,024 yards and 23 touchdowns in six seasons before joining the Titans. A third-round pick by the Falcons in 2016, he spent four seasons in Atlanta before playing the past two campaigns in Cleveland.

	G	GS	Rec	Yds	Avg	Lg	TD
2021	16	16	38	345	9.1	34	3
Career	88	57	298	3,024	10.1	88t	23

LT 77-Taylor Lewan (6-7, 309, 9th Year/9th with Titans, Michigan) - The team's first-round pick in 2014 (11th overall) was voted to the Pro Bowl each season from 2016-18. He appeared in 103 games (98 starts) in his first eight seasons, including 13 starts in 2021.

2021 G/GS: 13/13, Career G/GS: 103/98

LG 55-Aaron Brewer (6-1, 295, 3rd Year/3rd with Titans, Texas State) - The former undrafted free agent appeared in 12 games in each of his first two seasons, including five starts in 2021. He has experience at guard and center.

2021 G/GS: 12/5, Career G/GS: 24/6

LG 73-Jamarco Jones (6-4, 293, 5th Year/1st with Titans, Ohio State) - Signed as an unrestricted free agent in 2022, the former fifth-round pick appeared in 36 games with seven starts with the Seahawks from 2019-21 after missing his 2018 rookie campaign on injured reserve.

2021 G/GS: 10/2, Career G/GS: 36/7

C 60-Ben Jones (6-3, 308, 11th Year/7th with Titans, Georgia) - Added as an unrestricted free agent in 2016, the former fourth-round pick played four previous seasons with the Houston Texans. He started 96 of 97 possible games during his first six seasons in Tennessee.

2021 G/GS: 17/17, Career G/GS: 160/139

RG 64-Nate Davis (6-3, 316, 4th Year/4th with Titans, Charlotte) - The 2019 third-round pick started 12 contests at right guard as a rookie and followed with 16 starts in his second season and 14 starts in 2021.

2021 G/GS: 14/14, Career G/GS: 43/42

RT 75-Dillon Radunz (6-6, 301, 2nd Year/2nd with Titans, North Dakota State) - The second-round draft pick in 2021 appeared in 12 games with one start as a rookie. He started 32 games at left tackle in college.

2021 G/GS: 12/1, Career G/GS: 12/1

RT 78-Nicholas Petit-Frere (6-5, 316, Rookie, Ohio State) - The third-round draft pick played in 35 games with 20 starts at Ohio State, including 12 starts at left tackle as a junior in 2021.

TE 87-Geoff Swaim (6-4, 260, 8th year/3rd with Titans, Texas) - Swaim was signed as a free agent in 2020 after previous stints with the Cowboys (2015-18) and Jaguars (2019). He was a seventh-round pick with Dallas in 2015.

	G	GS	Rec	Yds	Avg	Lg	TD
2021	16	16	31	210	6.8	26	3
Career	69	44	88	694	7.9	43	5

WR 2-Robert Woods (6-0, 195, 10th Year/1st with Titans, Southern California) - Acquired in a trade with the Rams in 2022, the former second-round pick of the Bills spent his first four NFL seasons in Buffalo before joining the Rams. He totaled 570 receptions for 7,077 yards and 35 touchdowns in 125 games prior to arriving in Tennessee.

	G	GS	Rec	Yds	Avg	Lg	TD
2021	9	9	45	556	12.4	28	4
Career	125	115	570	7,077	12.4	94t	35

QB 17-Ryan Tannehill (6-4, 217, 11th Year/4th with Titans, Texas A&M) - Acquired via trade from Miami in 2019, he led the Titans to three consecutive playoff appearances and two division titles in his first three seasons. From the time he took over as the Titans' starter in 2019 through 2021, his 102.3 passer rating ranked sixth in the NFL.

	G	GS	Att	Cmp	Pct	Yds	TD	Int	Lg	Sk	Rate
2021	17	17	531	357	67.2	3,734	21	14	57t	47	89.6
Career	133	131	4,209	2,702	64.2	30,729	199	102	91t	350	91.7

RB 22-Derrick Henry (6-3, 247, 7th Year/7th with Titans, Alabama) - The former Heisman winner, 2016 second-round pick and two-time NFL rushing champion (2019-20) was limited by injuries to eight games in 2021 after winning AP Offensive Player of the Year honors in 2020. No player had more rushing yards (6,307) or rushing touchdowns (60) from 2017 to 2021.

	G	GS	Att	Yds	Avg	Lg	TD	Rec	Yds	Avg	Lg	TD
2021	8	8	219	937	4.3	76t	10	18	154	8.6	16	0
Career	86	55	1,401	6,797	4.9	99t	65	94	846	9.0	75t	3

OFFENSIVE RESERVES

WR 16-Treyton Burks (6-2, 225, Rookie, Arkansas) - The 18th overall draft pick played three seasons at Arkansas (2019-21), where he became the sixth all-time leading receiver in Razorbacks history (146 receptions for 2,399 yards) and tied for the fifth-most touchdown catches in school annals (18).

FB 44-Tory Carter (6-0, 229, 2nd Year/2nd with Titans, Louisiana State) - After entering the NFL as an undrafted free agent in 2021, he appeared in eight games with two starts as a rookie. Prior to the NFL, he played 42 games at LSU, where he was part of a 2019 national championship season.

	G	GS	Att	Yds	Avg	Lg	TD	Rec	Yds	Avg	Lg	TD
2021	8	2	0	0	-	-	0	0	0	-	-	0
Career	8	2	0	0	-	-	0	0	0	-	-	0

RB 25-Hassan Haskins (6-2, 228, Rookie, Michigan) - The fourth-round pick appeared in 36 games with 22 starts at Michigan, where he totaled 452 carries for 2,324 yards and 30 scores. He was named first-team All-Big Ten in 2021 after rushing for 1,327 yards and a school-record 20 touchdowns.

RB 40-Dontrell Hilliard (5-11, 202, 5th year/2nd with Titans, Tulane) - The former undrafted free agent arrived in October 2021 after previous time in Cleveland (2018-20) and Houston (2020). He set career highs with five starts and 350 rushing yards in 2021.

	G	GS	Att	Yds	Avg	Lg	TD	Rec	Yds	Avg	Lg	TD
2021	8	5	56	350	6.3	68t	2	19	87	4.6	28	0
Career	40	5	78	447	5.7	68t	4	41	286	7.0	28	0

C/G 62-Corey Levin (6-4, 307, 4th Year/4th with Titans, Chattanooga) - A sixth-round pick in 2017, Levin re-joined the Titans in 2021 after being claimed off waivers from the N.Y. Jets. He has also spent time with the Broncos, Bears and Patriots.

2021 G/GS: 12/0, Career G/GS: 28/1

TE 85-Chig Okonkwo (6-3, 238, Rookie, Maryland) - The fourth-round pick appeared in 37 games with 20 starts over four seasons (2018-21) at Maryland, totaling 77 receptions for 717 yards and eight touchdowns. His 52 receptions as a senior ranked second in program history by a tight end.

WR 18-Kyle Phillips (5-11, 189, Rookie, UCLA) - The fifth-round pick started 23 of his 34 games at UCLA, totaling 163 receptions for 1,821 yards and 17 touchdowns. He added 25 punt returns for 496 yards (19.8 avg.) with two touchdowns.

QB 7-Malik Willis (6-1, 219, Rookie, Liberty) - The third-round pick spent three total years at Liberty after transferring from Auburn. During two seasons as Liberty's starter (2020-21), he directed the Flames to two bowl victories and led the FBS with 74 total passing (47) and rushing (27) touchdowns.

QB 5-Logan Woodside (6-1, 213, 3rd Year/3rd with Titans, Toledo) - Originally a seventh-round draft pick with Cincinnati in 2018, he initially joined the Titans practice squad in 2018. After spending 2019 on the practice squad/injured list, he appeared in 11 games from 2020-21 as Ryan Tannehill's understudy.

	G	GS	Att	Cmp	Pct	Yds	TD	Int	Lg	Sk	Rate
2021	5	0	0	0	-	0	0	0	0	0	-
Career	11	0	3	1	33.3	7	0	0	7	0	42.4

SPECIALISTS

LS 46-Morgan Cox (6-4, 233, 13th Year/2nd with Titans, Tennessee) - Cox was signed as an unrestricted free agent in 2021 after playing his first 11 seasons in Baltimore, where he earned three Pro Bowl berths.

2021 G/GS: 17/0, Career G/GS: 182/0

P 6-Brett Kern (6-2, 214, 15th Year/14th with Titans, Toledo) - Claimed off waivers from the Broncos during the 2009 season, he was named to the Pro Bowl in 2017, 2018 and 2019. He is the franchise's career and single-season leader in every major punting category.

	G	Punt	Blk	Yds	Avg	Lg	TB	I20	NetAvg
2021	14	47	0	2,105	44.8	59	1	18	40.4
Career	219	996	5	45,728	45.9	79	58	395	40.5

REGULAR TITANS LINEUP

K 14-Randy Bullock (5-9, 210, 11th Year/2nd with Titans, Texas A&M) - After spending his first nine NFL seasons primarily in Houston (2012-15) and Cincinnati (2016-20), he joined the Titans in 2021. His 120 points in 2021 ranked ninth in franchise history.

	G	FGM	FGA	Pct	Lg	XPM	XPA	Pts
2021	16	26	31	83.9	51	42	45	120
Career	123	194	233	83.3	57	257	270	839

DEFENSIVE STARTERS

DE 96-Denico Autry (6-5, 285, 9th Year/2nd with Titans, Mississippi State) - Originally a rookie free agent with the Raiders in 2014, he totaled 96 games with the Raiders (2014-17) and Colts (2018-20) before joining the Titans. In 2021, he played in all 17 games and matched a career high with nine sacks.

	GP	GS	Tackle	Sack	QBP	TFL	Int	PD	FF	FR
2021	17	11	32	9.0	44	10	0	6	0	0
Career	113	67	248	39.5	97	60	0	25	3	3

NT 93-Teair Tart (6-2, 304, 3rd Year/3rd with Titans, Florida International) - Originally an undrafted free agent in 2020, he totaled 18 games in his first two seasons, including 10 starts in 2021.

	GP	GS	Tackle	Sack	QBP	TFL	Int	PD	FF	FR
2021	11	10	16	0.0	3	2	0	0	0	0
Career	18	11	21	0.0	5	3	0	1	0	0

DT 98-Jeffery Simmons (6-4, 305, 4th Year/4th with Titans, Mississippi State) - The 19th overall draft pick in 2019 made his first Pro Bowl in 2021 after setting career highs in several categories, including games (17), starts (17), tackles (54), sacks (8.5) and passes defended (six). He appeared in 29 consecutive games through the end of 2021.

	GP	GS	Tackle	Sack	QBP	TFL	Int	PD	FF	FR
2021	17	17	54	8.5	58	12	0	6	0	0
Career	41	39	143	13.5	92	17	0	12	1	3

OLB 48-Bud Dupree (6-4, 269, 8th Year/2nd with Titans, Kentucky) - The former first-round pick signed in Tennessee in 2021 following six seasons in Pittsburgh, where he totaled 39.5 sacks in 81 games. In his first season with the Titans, he appeared in 11 games and totaled three sacks.

	GP	GS	Tackle	Sack	QBP	TFL	Int	PD	FF	FR
2021	11	6	17	3.0	15	2	0	1	1	0
Career	92	72	248	42.5	79	55	1	12	9	3

ILB 51-David Long Jr. (5-11, 227, 4th Year/4th with Titans, West Virginia) - The 2019 sixth-round pick emerged as a starter in the second half of 2020. In 2021, he set career highs with nine starts and 75 tackles, which tied for second place on the squad.

	GP	GS	Tackle	Sack	QBP	TFL	Int	PD	FF	FR
2021	10	9	75	0.0	6	4	2	6	0	0
Career	38	14	140	0.0	7	8	2	9	1	0

ILB 41-Zach Cunningham (6-3, 238, 6th Year/2nd with Titans, Vanderbilt) - The Pinson, Ala., native was claimed off waivers from Houston in 2021. In four-plus seasons with the Texans, the second-round pick played 72 games with 570 tackles, 6.5 sacks and one interception.

	GP	GS	Tackle	Sack	QBP	TFL	Int	PD	FF	FR
2021	14	11	92	0.0	1	7	0	3	1	0
Career	76	70	579	6.5	12	29	1	18	5	3

OLB 58-Harold Landry III (6-2, 252, 5th Year/5th with Titans, Boston College) - The 41st overall draft pick in 2018 totaled a team-high 31 sacks from 2018-21. He started every game for the third consecutive season in 2021 and led the defense with a career-high 12 sacks, earning his first Pro Bowl berth.

	GP	GS	Tackle	Sack	QBP	TFL	Int	PD	FF	FR
2021	17	17	75	12.0	49	14	0	0	1	0
Career	64	52	271	31.0	127	30	2	8	3	2

CB 3-Caleb Farley (6-2, 197, 2nd Year/2nd with Titans, Virginia Tech) - The 22nd overall pick in 2021 was limited to three games as a rookie due to injuries. He had six interceptions in 24 games at Virginia Tech.

	GP	GS	Tackle	Sack	QBP	TFL	Int	PD	FF	FR
2021	3	1	4	0.0	0	0	0	1	0	0
Career	3	1	4	0.0	0	0	0	1	0	0

CB 21-Roger McCreary (5-11, 190, Rookie, Auburn) - The second-round pick (35th overall) was a two-year starter at Auburn, where he compiled six interceptions and 35 passes defended in 42 games (23 starts).

	GP	GS	Tackle	Sack	QBP	TFL	Int	PD	FF	FR
2021	17	17	88	1.0	2	1	5	13	2	1
Career	97	88	536	4.0	15	13	23	62	3	3

S 31-Kevin Byard (5-11, 212, 7th Year/7th with Titans, Middle Tennessee State) - The 2016 third-round pick appeared in all 97 games with 88 starts during his first six seasons. He ranked third in the NFL from 2017-21 with 23 total interceptions. His five interceptions in 2021 helped him earn AP All-Pro honors and his second career Pro Bowl.

	GP	GS	Tackle	Sack	QBP	TFL	Int	PD	FF	FR
2021	17	17	88	1.0	2	1	5	13	2	1
Career	97	88	536	4.0	15	13	23	62	3	3

S 37-Amani Hooker (5-11, 210, 4th Year/4th with Titans, Iowa) - The fourth-round pick in 2019 played in 44 games in his first three seasons. He made 12 starts in 2021 and set a career high with 62 tackles.

	GP	GS	Tackle	Sack	QBP	TFL	Int	PD	FF	FR
2021	12	12	62	0.0	0	1	1	4	1	0
Career	44	15	119	0.0	0	2	5	12	1	0

CB 26-Kristian Fulton (5-11, 197, 3rd Year/3rd with Titans, Louisiana State) - The 2020 second-rounder had one interception in six games as a rookie. He followed that with 13 starts, two interceptions and a team-high 14 passes defended in his second campaign.

	GP	GS	Tackle	Sack	QBP	TFL	Int	PD	FF	FR
2021	13	13	40	0.0	0	0	2	14	0	0
Career	19	15	56	1.0	1	1	3	15	0	0

DEFENSIVE RESERVES

OLB 92-Ola Adeniyi (6-1, 248, 5th Year/2nd with Titans, Toledo) - The former undrafted free agent with Pittsburgh in 2018 was signed by the Titans in 2021. He tied for third on the Titans in 2021 with 10 special teams tackles and added a career-high 2.5 sacks.

	GP	GS	Tackle	Sack	QBP	TFL	Int	PD	FF	FR
2021	16	0	11	2.5	20	2	0	1	0	0
Career	48	1	30	2.5	20	3	0	1	0	1

ILB 53-Dylan Cole (6-0, 237, 6th Year/2nd with Titans, Missouri State) - Cole joined the Titans during the 2021 campaign and set a career high with 10 special teams tackles. Prior to arriving in Tennessee, he totaled 37 games with the Texans after entering the NFL as a rookie free agent in 2017.

	GP	GS	Tackle	Sack	QBP	TFL	Int	PD	FF	FR
2021	9	0	6	0.0	1	1	0	1	0	0
Career	46	1	73	1.0	3	6	2	8	0	1

DB 35-Chris Jackson (5-10, 193, 3rd Year/3rd with Titans, Marshall) - As a seventh-round pick in 2020, he appeared in 11 games with three starts. In 2021, he logged 12 games and three starts.

	GP	GS	Tackle	Sack	QBP	TFL	Int	PD	FF	FR
2021	12	3	33	0.0	2	1	0	4	0	0
Career	23	6	54	0.0	2	2	0	5	0	0

S 29-Theo Jackson (6-1, 198, Rookie, Tennessee) - The Nashville native and sixth-round pick played multiple positions in the secondary at the University of Tennessee, where his totals included 56 games played, 24 starts, 190 tackles and three interceptions. He earned second-team All-SEC honors in 2021.

DL 90-Naquan Jones (6-3, 313, 2nd Year/2nd with Titans, Michigan State) - As an undrafted rookie in 2021, he recorded five starts and 2.5 sacks in 13 games. He appeared in 46 games in four collegiate seasons, totaling 78 tackles and three sacks.

	GP	GS	Tackle	Sack	QBP	TFL	Int	PD	FF	FR
2021	13	5	29	2.5	4	4	0	2	0	0
Career	13	5	29	2.5	4	4	0	2	0	0

CB 24-Elijah Molden (5-10, 192, 2nd Year/2nd with Titans, Washington) - The third-round draft pick (100th overall) appeared in 16 games as a rookie in 2021, including seven starts in sub-packages. He played 44 collegiate games with 153 tackles and five interceptions.

	GP	GS	Tackle	Sack	QBP	TFL	Int	PD	FF	FR
2021	16	7	60	0.0	6	3	1	4	1	1
Career	16	7	60	0.0	6	3	1	4	1	1

S 33-A.J. Moore Jr. (5-11, 200, 5th Year/1st with Titans, Mississippi) - The 2022 unrestricted free agent signee led the Texans with 34 special teams tackles from 2018-21. He entered the NFL in 2018 as a rookie free agent with New England.

	GP	GS	Tackle	Sack	QBP	TFL	Int	PD	FF	FR
2021	12	0	2	0.0	0	0	0	0	1	0
Career	55	5	35	1.0	2	2	0	1	2	1

DL 95-DeMarcus Walker (6-4, 280, 6th Year/1st with Titans, Florida State) - Signed as a free agent in 2022, the former second-round pick arrived in Tennessee with 49 games of experience with the Denver Broncos (2017-20) and Houston Texans (2021).

	GP	GS	Tackle	Sack	QBP	TFL	Int	PD	FF	FR
2021	13	2	31	2.0	7	4	0	1	1	0
Career	49	7	82	12.5	23	14	0	2	2	1

OLB 99-Rashad Weaver (6-4, 259, 2nd Year/2nd with Titans, Pittsburgh) - As a rookie in 2021, the fourth-round pick suffered a season-ending injury in the third game of the season. At Pittsburgh, he was a consensus All-American as a senior after totaling 14.5 tackles for loss and 7.5 sacks.

	GP	GS	Tackle	Sack	QBP	TFL	Int	PD	FF	FR
2021	2	0	2	0.0	0	0	0	0	0	0
Career	2	0	2	0.0	0	0	0	0	0	0

LAST WEEK VS. THE RAVENS

Preseason Week 1: Titans 10, Ravens 23 Thursday, Aug. 11, 2022 • 7:30 p.m. ET • M&T Bank Stadium



In Week 1 of the 2022 preseason, Tennessee traveled to Baltimore to face the Ravens and fell by a score of 23-10. A significant number of Titans starters did not make the trip, allowing rookie QB **Malik Willis** the opportunity to start the contest, as he recorded 107 yards passing and added 38 rushing yards with one touchdown.

In the first quarter, RB **Julius Chestnut** fumbled the ball and it was recovered by Ravens S **Kyle Hamilton** at the Tennessee 22-yard line. Baltimore capitalized on the turnover, as Ravens RB **Mike Davis** ultimately found the end zone on a four-yard rushing score to put the home team on the board first, 7-0. Later in the first quarter, Willis led the Titans on a seven play, 72-yard scoring drive with first-down passes to Chestnut and RB **Hassan Haskins**. Chestnut added a 29-yard rush to move the sticks, as the drive culminated in a seven-yard rushing touchdown by Willis to tie the score, 7-7.

Later in the second quarter, the Titans took the lead with a 61-yard scoring drive. Willis connected with WR **Racey McMath** for a 48-yard gain to give the Titans a first down at the Baltimore 28-yard line. Haskins added two carries for eight yards, but Tennessee was forced to settle for a field goal as K **Randy Bullock** converted a 33-yard attempt, 10-7. However, Baltimore took the lead back before the first half concluded. Ravens QB **Tyler Huntley** connected with Ravens TE **Isaiah Likely** and Ravens WR **Shemar Bridges** for first-down passes, and Huntley added a 14-yard rushing gain before connecting with Bridges for a 14-yard touchdown and a 14-10 Ravens lead.

Baltimore began the second half with an 11-play scoring drive to extend their lead, aided by Ravens QB **Anthony Brown** connecting with Ravens WR **Makai Polk** for a 23-yard gain to move the chains. The drive culminated in a 47-yard field goal by Ravens K **Justin Tucker**, 17-10. Later in the third quarter, QB **Logan Woodside's** pass was intercepted in the red zone by Ravens CB **Daryl Worley**, halting Tennessee's momentum and giving Baltimore possession at their own two-yard line. The Ravens constructed a 91-yard scoring drive, taking advantage of the turnover with a 25-yard field goal to make

it 20-10.

Later in the final stanza, Woodside was intercepted by Ravens S **Geno Stone** to give Baltimore possession at their own 48-yard line. The Ravens capitalized on the third Titans turnover, as Tucker converted a 47-yard field goal for a 23-10 Baltimore advantage. Tennessee was unable to construct a comeback and fell on the road in the preseason.

SCORING

	1	2	3	4	Final
Tennessee	0	10	0	0	10
Baltimore	7	7	3	6	23

TEAM	SCORING PLAY	TIME
Ravens	M.Davis 4 yd. run (J.Tucker kick)	1-6:49
Titans	M.Willis 7 yd. run (R.Bullock kick)	2-14:18
Titans	R.Bullock 33 yd. Field Goal	2-8:19
Ravens	S.Bridges 14 yd. pass from T.Huntley (J.Tucker kick)	2-0:35
Ravens	J.Tucker 47 yd. Field Goal	3-9:06
Ravens	J.Tucker 25 yd. Field Goal	4-14:53
Ravens	J.Tucker 47 yd. Field Goal	4-8:30

Missed FGs: None

Attendance: 64,216

Time of Game: 3:01

Weather: 82°, Cloudy, Wind NW 6 mph

Referee: Brad Allen

[CLICK TO WATCH HIGHLIGHTS](#)



TEAM STATISTICS

	Titans	Ravens
TOTAL FIRST DOWNS	15	19
THIRD DOWN EFFICIENCY	5-12-41.7%	8-17-47.1%
FOURTH DOWN EFFICIENCY	0-1-0.0%	1-1-100.0%
TOTAL NET YARDS	299	389
Plays - Avg.	59-5.1	69-5.6
NET YARDS RUSHING	103	130
Rushes - Avg.	22-4.7	31-4.2
NET YARDS PASSING	196	259
Sacks - Yards Lost	2-13	3-9
PASS ATT-COMP-INT	35-20-2	35-28-0
PUNTS - Avg.	5-56.0	4-47.8
Net Punting Average	46.6	43.8
PUNT RETURNS - Yards	1-27	1-27
KICKOFF RETURNS - Yards	4-107	3-64
INTERCEPTIONS - Yards	0-0	2-0
PENALTIES Number and Yards	5-35	6-54
FUMBLES Number and Lost	1-1	2-1
TOUCHDOWNS	1	2
EXTRA POINTS Made-Attempts	1-1	2-2
RED ZONE EFFICIENCY	1-3-33%	2-3-67%
GOAL TO GO EFFICIENCY	1-2-50%	1-1-100%
SAFETIES	0	0
GIVEAWAYS	3	1
TAKEAWAYS	1	3
TIME OF POSSESSION	24:28	35:32

TITANS STARTERS

OFFENSE		DEFENSE	
WR 13	R.McMath	DE 94	D.Hand
TE 89	T.Hudson	NT 93	T.Tart
LT 78	N.Petit-Frere	DT 90	N.Jones
LG 73	Ja.Jones	OLB 95	D.Walker
C 55	A.Brewer	ILB 45	C.Campbell
RG 62	C.Levin	OLB 99	R.Weaver
RT 75	D.Radunz	DB 36	S.Carter
WR 10	D.Fitzpatrick	CB 3	C.Farley
QB 7	M.Willis	CB 26	K.Fulton
FB 44	T.Carter	S 33	A.Moore
RB 36	J.Chestnut	S 29	T.Jackson

RAVENS STARTERS

OFFENSE		DEFENSE	
WR 81	B.Victor	DT 96	B.Washington
LT 71	J.James	NT 58	M.Pierce
LG 74	T.Phillips	DE 68	B.Urban
C 65	P.Mekari	RUSH60	S.Means
RG 72	B.Powers	MLB 40	M.Harrison
RT 77	D.Faalele	WLB 57	K.Welch
TE 84	J.Oliver	SAM 59	D.Hayes
WR 10	J.Moore	CB 25	K.Seymour
WR 16	T.Wallace	SS 23	T.Jefferson
QB 2	T.Huntley	FS 14	K.Hamilton
RB 28	M.Davis	CB 22	Da.Williams

TITANS INDIVIDUAL STATISTICS

Rushing	Att	Yds	Avg	Lg	TD
J.Chestnut	7	44	6.3	29	0
M.Willis	5	38	7.6	17	1
H.Haskins	6	19	3.2	6	0
L.Woodside	1	5	5.0	5	0
T.Burks	1	4	4.0	4	0
J.Wilkins	1	-3	-3.0	-3	0
T.Cannon	1	-4	-4.0	-4	0
Total	22	103	4.7	29	1

Passing	Att	Cmp	Yds	TD	Lg	IN	Rt
L.Woodside	24	14	102	0	12	2	33.7
M.Willis	11	6	107	0	48	0	88.1
Total	35	20	209	0	48	2	50.8

Receiving	No	Yds	Avg	Lg	TD
T.Godwin	4	31	7.8	12	0
H.Haskins	3	29	9.7	18	0
M.Kinsey	2	30	15.0	19	0
B.Lewis	2	16	8.0	9	0
B.Moore	2	14	7.0	8	0
J.Wilkins	2	9	4.5	5	0
R.McMath	1	48	48.0	48	0
J.Chestnut	1	12	12.0	12	0
D.Fitzpatrick	1	10	10.0	10	0
C.Okonkwo	1	5	5.0	5	0
T.Hudson	1	5	5.0	5	0
Total	20	209	10.5	48	0

Interceptions	No	Yds	Avg	Lg	TD
None					

Leading Tacklers (Press Box Totals)

J. Gibbens 9-4-5; J. Jones 6-2-4; T. Jackson 5-4-1;
G. Mabin 5-4-1
Sacks: D. Anenih 2; K. Strong 1
FF: D. Anenih 1 FR: S. Carter 1

RAVENS INDIVIDUAL STATISTICS

Rushing	Att	Yds	Avg	Lg	TD
N.McCrary	5	31	6.2	21	0
M.Davis	5	22	4.4	9	1
T.Badie	6	19	3.2	5	0
C.Clement	4	17	4.3	8	0
T.Huntley	3	17	5.7	14	0
A.Brown	2	14	7.0	9	0
J.Hill	3	11	3.7	8	0
B.Hundley	2	3	1.5	3	0
T.Wallace	1	-4	-4.0	-4	0
Total	31	130	4.2	21	1

Passing	Att	Cmp	Yds	TD	Lg	IN	Rt
T.Huntley	18	16	109	1	22	0	110.4
A.Brown	15	10	117	0	38	0	90.1
B.Hundley	2	2	42	0	34	0	118.8
Total	35	28	268	1	38	0	108.1

Receiving	No	Yds	Avg	Lg	TD
M.Polk	6	43	7.2	23	0
S.Bridges	4	62	15.5	38	1
I.Likely	4	44	11.0	22	0
B.Victor	4	30	7.5	13	0
J.Moore	2	15	7.5	9	0
J.Oliver	2	14	7.0	8	0
B.Mason	2	6	3.0	3	0
R.Webb	1	34	34.0	34	0
T.Badie	1	9	9.0	9	0
De.Williams	1	8	8.0	8	0
T.Wallace	1	3	3.0	3	0
Total	28	268	9.6	38	1

Interceptions

No	Yds	Avg	Lg	TD
D.Worley	1	0	0.0	0
G.Stone	1	0	0.0	0
Total	2	0	0.0	0

Leading Tacklers (Press Box Totals)

D. Worley 4-4-0; J. Ross 4-4-0; I. Mack 4-2-2
Sacks: S. Means 1; T. Jones 1
FF: M. Harrison 1 FR: K. Hamilton 1

GAME PREVIEW

TEAM NOTES

PLAYER NOTES

MEDIA

STATISTICS

ROSTERS

NOTES FROM LAST WEEK'S GAME

TEAM NOTES

- The Titans captains for the game were offensive lineman **Aaron Brewer**, safety **A.J. Moore** and long snapper **Morgan Cox**.
- The starting offense for the Titans included quarterback **Malik Willis**; running back **Julius Chestnut**; fullback **Tory Carter**; wide receivers **Dez Fitzpatrick** and **Racey McMath**; tight end **Tommy Hudson**; left tackle **Nicholas Petit-Frere**; left guard **Jamarco Jones**; center **Aaron Brewer**; right guard **Corey Levin**; and right tackle **Dillon Radunz**. Three rookies started on offense: Willis (third round), Chestnut (undrafted) and Petit-Frere (third round).
- The starting defense included inside linebacker **Chance Campbell**; outside linebackers **Rashad Weaver** and **DeMarcus Walker**; defensive linemen **Naquan Jones**, **Teair Tart** and **Da'Shawn Hand**; safeties **Theo Jackson** and **A.J. Moore Jr.**; and cornerbacks **Caleb Farley**, **Kristian Fulton** and **Shyheim Carter**. Two rookies started on defense: Campbell (sixth round) and Jackson (sixth round).

OLB DAVID ANENIH

- Registered four tackles, a team-high two sacks and a forced fumble in his NFL preseason debut.
- Recorded sacks on consecutive plays in the fourth quarter. He dropped quarterback **Brett Hundley** for a five-yard loss, and on the next play, he recorded a strip-sack, knocking the ball out of Hundley's hands. The ball was recovered by Titans defensive back **Shyheim Carter**.
- Became the first Titans defender to record two sacks in a preseason game since then-rookie outside linebacker **Derick Roberson** at Chicago on Aug. 29, 2019.

K RANDY BULLOCK

- Connected on a 33-yard field goal as well as his only extra point attempt in the second quarter.

WR TREYLON BURKS

- Made his preseason debut and gained four yards on a rushing attempt in the first quarter.

RB JULIUS CHESTNUT

- Started and led the team with seven rushing attempts and 44 rushing yards. He added one reception for 12 yards.
- Recorded a 29-yard carry in the first quarter to help set up a touchdown four plays later.



LB JACK GIBBENS

- Led the defense with nine tackles in his NFL preseason debut.

WR TERRY GODWIN

- Led the offense with four receptions for 31 yards and added a 22-yard kickoff return.

RB HASSAN HASKINS

- Totaled 19 yards on six rushing attempts in his NFL preseason debut. He added three receptions for 29 yards, including an 18-yard grab.

P BRETT KERN

- Punted three times for a 54.0-yard gross average and a 45.0-yard net average with two punts placed inside the 20.

WR RACEY McMATH

- Started and recorded a 48-yard catch, a 30-yard kickoff return and two special teams tackles.
- Registered a 48-yard reception in the second quarter on a pass from **Malik Willis**.

P RYAN STONEHOUSE

- Averaged 59.0 gross yards and 49.0 net yards on a pair of punts, including one punt placed inside the 20. His two punts went for 60 and 58 yards.

DE KEVIN STRONG

- Credited with a sack after dropping quarterback **Tyler Huntley** for no gain in the second quarter.

QB MALIK WILLIS

- Recorded a start in his NFL preseason debut, completing six of 11 passes for 107 yards and an 88.1 passer rating. He also rushed for 38 yards and a touchdown on five attempts.
- Engineered a seven-play, 72-yard drive that ended with his seven-yard touchdown run in the second quarter.
- Completed a 48-yard pass to wide receiver **Racey McMath** in the second quarter.

QB LOGAN WOODSIDE

- Played most of the second half and completed 14 of 24 passes for 102 yards.



SELECT TITANS POSTGAME QUOTES

THURSDAY, AUG. 11, 2022

HEAD COACH MIKE VRABEL

(on what he tells players after a game like this)

Just that it's a humbling game and we have a lot of work to do. They're off tomorrow. We're still in training camp. We'll go back and go back to work, evaluate the team keys and find out if there are some guys that are trying to earn their way on to this football team.

(on the performance of quarterback Malik Willis)

He needs to try to throw the ball when guys are open. Be more decisive, so we'll evaluate that and see if there is a timing issue or what's going on. I wanted to get him out there and see how he responded. He did OK. There were some good plays. Obviously, some plays that we will have to look at the timing on the release and if we are making the right decisions.

(on what he saw from the sideline pre-snap for Malik Willis)

I think he was OK. There was some sloppy stuff. When he got us in to the right plays, it probably just comes down to execution.

(on Malik Willis processing the plays and timing)

It's different. It's a new experience for all these guys. We have a lot of rookies on this team. There are going to be a lot of guys who will continue to develop and get better. We just want to make sure they are competing each and every day, and they understand how difficult this league is. Especially as a young quarterback, to step back in there with a live rush and seeing coverage. That's why we have those preseason games. That's why I wanted to put him out there. That's why I wanted to take the ball to put him in those situations. That's the only way you can grow. And again, he kept some plays alive with his legs. We just have to be able to combine some of that with making great decisions when guys are open and being decisive and accurate with the football.

(on the performance of cornerback Caleb Farley)

It's probably OK to start, not good enough. Third-and-five, playing off of it. Giving up a ball at the stick. But then I thought it got better and he settled down a bit.

(on bringing in quarterback Logan Woodside mid-drive)

I wanted Malik (Willis) to throw the ball, and he wasn't. So, I put Logan (Woodside) in.

(on what he saw from Logan Woodside)

Well, we turned it over. It was some pressure and the ball was underthrown, whether (it was) the receiver communication or just the timing on it. You have to be able to process the group that's in there. Normally it is finding a guy that you are comfortable with. I think he was doing that with Mason (Kinsey), a contested catch that ends up getting intercepted. So, there are going to be some things that he did well. Certainly, the turnovers were disappointing.

(on if Malik Willis could have played the whole game if he threw the ball)

No, probably not. The plan was to make sure they both played. Everybody played, and I'm proud of that. These guys have been working hard – each and every one of them. So, everybody played. I think we owe it to those guys that are out there working hard.

(on rewarding players such as running back Julius Chestnut for their practice performances with playing time)

I think that was a great decision by Tony (Dews) to keep him in there after the fumble. I felt like Julius (Chestnut) earned it and earned the right to be the starter tonight. Those things will change. He fumbled early in training camp and came back and competed. I thought he ran hard and did some nice things. I thought Hassan (Haskins) did some nice things whether it was on a screen or catching the ball out of the backfield.

(on what the coaching point was for outside linebacker Justin Lawler)

Just how quickly some of those things happen. Those skill players, quarter-

backs, running backs, on being able to get on the edge quick. We'll take a look. Whether it was the tight end locking down, the lineman pulling and getting on him quick and that blocking scheme. If it's a new blocking scheme and something that they haven't seen in training camp, then we will have to coach them up. If it's a play that I think they have reasonably seen enough in training camp, we have to figure out why. There was some scheme plays today, just give Baltimore all the credit. They executed and took care of the football. They rushed our quarterback. So, whether it's at (Justin) Lawler's position or any of the other positions, if it's a new play, we'll go back and coach it. That's what these preseason games are for.

(on the type of opponent for a preseason game)

Absolutely. That's why we like practicing against other teams so that you can see other stuff and other players with skillsets. I think it will only help our football team. We know how good Baltimore is and how consistent they are and what they stand for. I told them coming down, this was going to be a great challenge and a great test. Some guys showed up, and some guys are going to need to go back home and get better.

(on the effort from outside linebacker David Anenih finishing with two sacks)

David (Anenih) has shown flashes. He's dropping some, and he's playing off the ball a little bit just by necessity. But he has also improved and shown the ability to kind of flash on the edge. We'll have to keep putting him in those positions.

(on guard/center Aaron Brewer taking snaps at center)

Just want to try to make sure that when we get to the regular season that I'm looking at the eight guys that we are going to have to play in the game. That's how many we get to take to the game and trying to figure out who will play where. Aaron Brewer has had a very consistent and competitive camp at left guard. And I thought of having Jamarco (Jones) play some guard. I think Jamarco has practiced better lately, and I thought having (Aaron) Brewer go in at center would just kind of show us if that is something that we feel we would want to do during the season.

QUARTERBACK LOGAN WOODSIDE

(on when he found out Malik Willis would start tonight)

(I) found out a couple of days ago, before we came down here. And it's fine, I was happy for Malik (Willis). He deserves it, and I understand the situation we're in.

(on competing but also being a mentor to a younger player)

I think it's great. I've been around here a while. I know the system, and I understand the situation. I think we've developed a great relationship over camp. Tonight, I told him to just trust his vision and make one play at a time.

(on his play tonight)

I thought I did OK. Obviously, I'd like to have a couple plays back and was disappointed we didn't get into the end zone at the end. I feel like I let the guys down a bit in the red zone, underthrew a ball, but that's what the preseason is for.

QUARTERBACK MALIK WILLIS

(on how he thought he played tonight)

I'm just blessed to be able to go out there and play some football. It was just really cool to get out there in front of family and friends, and with it being in my first game (it) was special.

(on matching his feet to his eyes)

To be honest, I missed some things and kind of made up for it with my legs. I can't continue to rely on that though, but that's what preseason is for. Just playing against a live defense and one that we hadn't played against before was a great experience. But you just have to look at the film and take it for what it's worth and continue to work as we're only in the middle of camp.

(on when he found out he was starting)

SELECT TITANS POSTGAME QUOTES

I found out earlier this week. Coach (Vrabel) just gave me an opportunity to work on my game and get out here with the guys. It was really cool to have that process going on, and now you see what that looks like in a real game, and I can learn from it.

(on if he will he remember the good things or his mistakes more)

I'm going to remember the things I should have done better. Like I said, it's a learning experience and you have to take it for what it is. It is preseason, but it's an opportunity and you have to try and continue to work and watch the film and keep on going.

(on Coach Vrabel telling him he wanted to throw the ball more)

On the sideline he said, 'We'll look at the film and see what happened.'

(on why he didn't throw the ball more)

All you do is go out there and play the game. I don't need to run the ball, I just need to play the game.

(on if it is tough to scale back his running ability)

You just have to know when you need it and when you don't. I'm glad I have it, but that's what this process is all about. I need to learn when to use it and when not, but I sure appreciate having it.

(on how it felt to score his first NFL touchdown)

It was cool. It was check down on (Cover) Zero and I thought, 'This play might not work.' So, you've got to do what you've got to do.

(on if it feels good to get the first game out of the way)

It's cool, but you have to take everything one day at a time. You don't know if you're going to wake up tomorrow. So, I'm glad I just got the opportunity today, and that's what I'll worry about today. When tomorrow comes, I'll worry about tomorrow. I'll watch the film and get better and figure out what happened tonight. It's too bad we didn't get the victory.

(on his family that attended tonight)

My mom, my dad, my uncle, and my quarterback coach. I had a couple of teammates come from Liberty (University), so that was great.

TIGHT END CHIG OKONKWO

(on how he feels after his first NFL action)

It was a very surreal experience. Just being out there under the lights in a big stadium. It was a lot of fun.

(on how he felt he performed)

I feel like a did a lot of good things on special teams. That was my main focus out there.

(on what it was like to play near where he played collegiately and with the Maryland football team in attendance at the game)

That was awesome, having them there to support me. They were in the tunnel cheering me on when we were coming out. Coming back here in Maryland was very cool. A lot of the fans were talking to me, so it was a very nice experience.

OUTSIDE LINEBACKER DAVID ANENIH

(on how he was feeling after his first game)

I feel really good. A little nervous, first game and everything like that. Of course, you want to go out there and win, but I feel like there are things that I can do better, things I can get better at as a defender as well. Overall, I just feel like we can get better as a defense.

(on what he can do personally to improve)

I had a couple of good plays, but I think I can improve on some of my pass defense. Some plays I didn't do as well as I wanted to in stopping the run, so I could be more physical at certain points. There's a lot of improvement that I still need to make.

(on his mindset before forcing the sack fumble)

It's third-and-12. It's a pass rusher's dream. It's time to get off the ball and go make a play.

2022 SCHEDULE NOTES

SEASON NOTES

- **PLAYOFF OPPONENTS:** The Titans have seven total games against playoff teams from last season. They play five division champions from 2021, including home games against Cincinnati (Nov. 27) and Dallas (Dec. 29), while they go on the road to play Buffalo (Sept. 19), Kansas City (Nov. 6), and Green Bay (Nov. 17). The two contests against wild card qualifiers are a home date with Las Vegas (Sept. 25) and a road showdown at Philadelphia (Dec. 4). The seven games against playoff clubs is down from the total of eight such matchups the Titans had entering 2021.
- **PRIMETIME APPEARANCES:** The Titans are scheduled for four primetime appearances, the most on their initial schedule since 2009 (not including flexed or rescheduled primetime games). Three of their primetime games are on the road: at Buffalo on Monday Night Football (Sept. 19), at Kansas City on Sunday Night Football (Nov. 6) and at Green Bay on Thursday Night Football (Nov. 17). They host Dallas on Thursday Night Football (Dec. 29).
- **PRIMETIME RECORD:** The Titans have won five of their last seven primetime games, including all three of their primetime contests in 2021.
- **TWO GAMES ON THURSDAY NIGHT:** The Titans will play two Thursday night games for the first time in franchise history: Nov. 17 at Green Bay and Dec. 29 against Dallas. The only other season in franchise history that included two Thursday games was 1997, when one of their Thursday games was a Thanksgiving afternoon contest at Dallas.
- **VARYING KICKOFF DAYS AND TIMES:** Only eight of the Titans' games are currently scheduled for Sunday noon CT kickoffs. There are four primetime games, three late Sunday afternoon kickoffs, one Saturday contest and the Week 18 matchup at Jacksonville, which will receive a day (Jan. 7 or 8) and kickoff time later in the season.
- **FIRST-PLACE SCHEDULE:** Every NFL team has two intraconference



games and one interconference matchup based on the previous season's standings. The Titans host the AFC North champion Bengals (Nov. 27), while they visit the AFC East champion Bills (Sept. 19) and NFC North champion Packers (Nov. 17) as a result of each team's first-place finish in 2020. Overall, the Titans' strength of schedule is .471 (136-153) based upon their opponents' combined 2021 record, which is tied for the 24th most difficult in the NFL.

- **FACING TOP OFFENSES AND DEFENSES:** The Titans face four of the NFL's top five offenses from last season: Dallas (Dec. 29, first-overall offense), Kansas City (Nov. 6, third), the Los Angeles Chargers (Dec. 19, fourth) and Buffalo (Sept. 19, fifth). They also will see the top overall defense from 2021 in the Bills.
- **TITANS ON LONG REST:** With a pair of Thursday night games in

2022 SCHEDULE NOTES

addition to their bye, the Titans will have three games in which they enjoy a long rest period between games. They host the Indianapolis Colts (Oct. 23) following their bye and the Cincinnati Bengals (Nov. 27) following a Thursday night game at Green Bay. In Week 18, they have a long week to prepare for their game at Jacksonville (Jan. 7/8) following a Thursday meeting with Dallas. Since Mike Vrabel was hired in 2018, the Titans are 4-0 following their bye and 4-0 following Thursday night games for a combined 8-0 record during the regular season. The Titans and Pittsburgh Steelers are the NFL's only undefeated teams during that period with nine or more rest days between games.

- **CONSECUTIVE WINNING SEASONS:** The Titans have had a winning record each season since general manager Jon Robinson arrived in 2016. After going 9-7 each year from 2016 to 2019, 11-5 in 2020, and 12-5 in 2021, a seventh consecutive season above .500 would set a franchise record. The only previous stretch in which the club achieved seven straight winning records was 1987 to 1993.
- **VRABEL COULD ACHIEVE FRANCHISE FIRST:** With a winning record in 2022, Mike Vrabel would become the only head coach in franchise history to begin his tenure with at least five consecutive winning campaigns. Vrabel, who arrived in 2018, tied Jack Pardee (1990–1993) as the only head coaches in team annals with four consecutive seasons over .500 to begin their careers.
- **HEAD COACHING EXPERIENCE:** There are 10 NFL head coaches who were hired by their teams this offseason, and the Titans will face half of them: the New York Giants' Brian Daboll (Sept. 11), Las Vegas' Josh McDaniels (Sept. 25), Houston's Lovie Smith (Oct. 30 and Dec. 24), Denver's Nathaniel Hackett (Nov. 13) and Jacksonville's Doug Pederson (Dec. 11 and Jan. 7/8). Titans head coach Mike Vrabel, who was hired in 2018, is tied for the ninth-longest tenure among current head coaches.
- **AFC SOUTH COACHES AND QBs:** Within the AFC South, the Titans are the only club without a new head coach and/or a projected new starting quarterback. The Jaguars are led by first-year head coach Doug Pederson, while Texans head coach Lovie Smith is in his first year at the helm. In Indianapolis, veteran quarterback Matt Ryan was acquired in a trade from the Atlanta Falcons.
- **WINNING IN THE DIVISION:** The Titans, who won the AFC South in 2020 and 2021, earned a 10-2 record within their division over the last two seasons (.833). They tied the New Orleans Saints (10-2 in the NFC South) for the second-best divisional winning percentage in the NFL behind the 11-1 Buffalo Bills (11-1 in the AFC East). The Titans went 5-1 in the division in 2020 and in 2021.
- **11-WIN SEASONS:** With 11 or more wins in 2022, the Titans will secure their third consecutive season with at least 11 wins. It would be the first time in franchise history the team accomplished the feat. The Titans went 11-5 in 2020 and then 12-5 in 2021.

WEEK-BY-WEEK SCHEDULE NOTES

- **PRESEASON WEEKS 1-3:** The Titans open the preseason at Baltimore, facing the Ravens during the preseason for the first time in franchise history. The only other organizations the Titans have never faced in a preseason game are the division rival Houston Texans and Jacksonville Jaguars. The Titans then play their second and third preseason contests at Nissan Stadium, first against the Tampa Bay Buccaneers. It will mark the second consecutive preseason in which the clubs have met in August after practicing together and playing in Tampa Bay in 2021. The final preseason matchup will be against the Arizona Cardinals. None of the Titans' three preseason opponents are on their regular season schedule.
- **WEEK 1 vs. NEW YORK GIANTS:** The Titans open the regular season at home for the second consecutive season, welcoming the Giants to Nissan Stadium for the fourth time and for the first time since 2014. It will be the first game as Giants head coach for Brian Daboll, who was hired during the offseason after spending the previous four seasons as the offensive coordinator in Buffalo.
- **WEEK 2 at BUFFALO:** The Titans and Bills square off for the fifth consecutive season and for the third consecutive year in primetime. However, it is the first meeting in Buffalo since 2018. The Titans have won each of the last two matchups—a Tuesday night game in 2020 and a Monday night contest in 2021. The Titans-Bills matchup (6:15 p.m. CT, ESPN) is one of two featured contests in an ABC/ESPN side-by-side doubleheader, along with Eagles-Vikings (7:30 p.m. CT, ABC). In the franchise's "Titans era" (since 1999), the Titans are 14-7 on Monday night, including wins on eight of the last 10 occasions. Bills quarterback Josh Allen finished the 2021 campaign with 4,407 passing yards and 763 rushing yards, becoming the first player in NFL history with over 4,000 passing yards and 750 rushing yards in a season.



- **WEEK 3 vs. LAS VEGAS:** The Raiders travel to Nashville for the first time since 2017 and for the first time with former New England Patriots offensive coordinator Josh McDaniels, who was hired by Las Vegas as the club's head coach in 2022. McDaniels, who previously served as a head coach with the Broncos from 2009 to 2010, was an assistant in New England during the time Mike Vrabel played for the Patriots.
- **WEEKS 4 & 7 vs. INDIANAPOLIS:** Matt Ryan arrives in Indianapolis after spending his first 14 NFL seasons with the Atlanta Falcons. He passed for 59,735 yards and led the Falcons to six playoff appearances during his time in Atlanta. Mike Vrabel and Colts head coach Frank Reich are the two remaining head coaches among the seven that were hired by their respective clubs in 2018.
- **WEEK 5 at WASHINGTON:** The Titans visit FedEx Field for the fourth time and for the first time since 2014. The Commanders changed their team name during the 2022 offseason and also acquired veteran signal caller Carson Wentz from the Indianapolis Colts. Ron Rivera enters his third season as Washington's head coach.
- **WEEK 6 (BYE):** The Week 6 bye comes seven weeks earlier than the Week 13 bye the Titans had in 2021. Since Mike Vrabel became the team's head coach, the Titans are 4-0 in games following their bye week.
- **WEEKS 8 & 16 vs. HOUSTON:** Lovie Smith enters his first season as Texans head coach after previous head coaching stints with Chicago (2004-12) and Tampa Bay (2014-15). The Texans handed the Titans their only divisional loss in 2021, ending a three-game winning streak by the Titans in the series. When the Titans and Texans play at Nissan Stadium on Christmas Eve, the Titans will play on Saturday for the first time since they defeated Washington at home on Dec. 22, 2018.
- **WEEK 9 at KANSAS CITY:** The Titans travel to Kansas City for the first time since the 2019 AFC Championship game. It is their first primetime game at Arrowhead Stadium since 1995. In 2021, the Titans hosted the Chiefs and won by a final score of 27-3 to improve to 5-1 against Kansas City since the start of the 2014 season. Chiefs quarterback Patrick Mahomes has more passing yards (18,707) and passing touchdowns (151) than any other NFL quarterback since 2018.
- **WEEK 10 vs. DENVER:** The Broncos visit Nissan Stadium for the first time since 2016. Denver launched a new era during the offseason, first naming former Packers offensive coordinator Nathaniel Hackett their new head coach. Then the Broncos acquired nine-time Pro Bowl quarterback Russell Wilson in a trade with the Seattle Seahawks. During his 10 years in Seattle, Wilson led the Seahawks to eight playoff appearances, two Super Bowl berths and a Super Bowl XLVIII win to conclude the 2013 season.
- **WEEK 11 at GREEN BAY:** The Titans play their first of two Thursday night games in a seven-week span, traveling to Lambeau Field, where they last fell to the Packers on a snowy Sunday night in 2020. Packers quarterback Aaron Rodgers won the 2021 Associated Press Most Valuable Player award, securing the league's top honor for the fourth time in his career and for the second consecutive year. Only Peyton Manning (five) has more league MVP awards in NFL history than Rodgers. The Packers are led by head coach Matt LaFleur, who was hired to his current post after spending the 2018 season as Titans offensive coordinator.
- **WEEK 12 vs. CINCINNATI:** In a rematch of the 2021 divisional playoffs, the Bengals visit Nissan Stadium, where they defeated the Titans on Jan. 22. The Bengals went on to win the AFC championship game and advance to Super Bowl LVI before falling to the Los Angeles Rams. In the 63-year history of the Titans/Oilers, they have played the Bengals 77 times. Only one other NFL team—the Pittsburgh Steelers (80 games)—has faced the organization more frequently than the Bengals.

2022 SCHEDULE NOTES


- **WEEK 13 at PHILADELPHIA:** The Titans visit Lincoln Financial Field for the third time in the regular season and for the first time since 2014. During the 2022 NFL Draft, the Titans and Eagles executed a trade that sent Titans wide receiver A.J. Brown to the Eagles in exchange for first- and third-round draft choices.
- **WEEKS 14 & 18 vs. JACKSONVILLE:** The Jaguars begin a new era in 2022 under new head coach Doug Pederson. Pederson most recently spent five seasons as the head coach (2016-20) of the Philadelphia Eagles, leading the Eagles to the postseason in three consecutive seasons (2017-19) and a Super Bowl LII title to conclude the 2017 campaign. Jaguars second-year quarterback Trevor Lawrence was the first-overall draft pick in 2021 and is joined by 2022 first-overall pick, former Georgia outside linebacker Travon Walker.
- **WEEK 15 at LOS ANGELES CHARGERS:** The Titans visit SoFi Stadium for the second consecutive season but for the first time to face the Chargers. In 2021, they defeated the L.A. Rams in a Sunday night game at the venue, which opened in 2020. The Titans have never faced Chargers quarterback Justin Herbert, the sixth-overall selection in the 2020 NFL Draft.
- **WEEK 17 vs. DALLAS:** The Cowboys make their fourth appearance at Nissan Stadium and their first since 2014. The Titans won the last meeting in Dallas in 2018 by a final score of 28-14. Since Titans running back Derrick Henry (6,797 career rushing yards) entered the NFL in 2016, the only player with more rushing yards than him is Cowboys running back Ezekiel Elliott (7,386). The Titans have won six of their past eight primetime games at Nissan Stadium.

PLAYERS NOT IN THE 2022 TITANS MEDIA GUIDE

39 - S ELIJAH BENTON

6-1, 205, 1st Year, Liberty


- The Titans signed safety Elijah Benton on Aug. 9, 2022, during training camp.
- Benton originally entered the NFL as an undrafted college free agent with Cleveland in 2020. He played in one game for the Browns as a rookie.
- In 2021, he spent time on the practice squads for New England, Seattle and the New York Jets.
- A native of Lynchburg, Va., Benton attended Liberty University, where he tallied 205 tackles, two interceptions, nine passes defended, one sack and one forced fumble over 44 career games (26 starts).



38 - CB SHAKUR BROWN

5-10, 190, 1st Year, Michigan State

- The Titans signed Shakur Brown on July 29, 2022, to add depth to the cornerback room.
- He originally entered the NFL as an undrafted free agent with the Pittsburgh Steelers in 2021 and has spent time on the practice squads of the Kansas City Chiefs and Detroit Lions.
- In the spring of 2021, he played in nine games for the USFL's Pittsburgh Maulers and totaled 36 tackles.
- The Stockbridge, Ga., native appeared in 26 games with 12 starts over three seasons for Michigan State (2018-20), and registered 54 tackles, seven interceptions and nine pass breakups during his career as a Spartan. In 2020, he earned All-Big 10 honors after totaling five interceptions and 25 tackles in seven games played.



40d - CB DEANTE BURTON

6-2, 205, 3rd Year, Kansas State

- The Titans signed cornerback Deante Burton on Aug. 13, 2022, during training camp.
- Burton originally entered the NFL as an undrafted college free agent with Atlanta in 2017. From 2017 to 2021, he played in 11 combined games for Atlanta (2017-18), Houston (2018) and Dallas (2019-21), while totaling eight tackles and one force fumble.
- After entering the NFL as a wide receiver, he transitioned to cornerback at the pro level.
- A native of Manhattan, Kan., Burton played in 48 games (35 starts) at Kansas State University. He tallied 84 career receptions, 1,085 yards and five touchdowns.



32 - S ADRIAN COLBERT

6-2, 205, 6th Year, Miami (Fla.)

- The Titans signed safety Adrian Colbert on Aug. 9, 2022, during training camp.
- Colbert originally entered the NFL as a seventh-round selection by the 49ers in the 2017 NFL Draft.
- Prior to joining the Titans, he appeared in 39 NFL games with 22 starts over five seasons with San Francisco (2017-18), Miami (2019), New York Giants (2020), Cleveland (2021) and the New York




Jets (2021). His numbers during that time included 109 tackles, two forced fumbles, one fumble recovery and 11 special teams stops. He started at least two games in each campaign from 2017 to 2021.

- In 2021, Colbert played in four games with three starts for the Jets, totaling 10 tackles. He later joined the Browns and appeared in three games.
- A native of Wichita Falls, Texas, Colbert spent four years at the University of Texas before playing his final collegiate season at the University of Miami (Fla.).

80 - WR TERRY GODWIN

5-11, 185, 2nd Year, Georgia


- The Titans signed free agent Terry Godwin on July 28, 2022.
- Godwin was originally drafted by the Carolina Panthers in the seventh round (237th overall) of the 2019 NFL Draft. He joined the Jacksonville Jaguars practice squad in 2019 and appeared in three games for the Jaguars in 2020, totaling three catches for 32 yards.
- He spent the entire 2021 season on injured reserve.
- The Hogansville, Ga., native played four seasons at Georgia (2015-18) where he tallied 133 catches for 1,788 yards and 11 touchdowns in 54 contests.



83 - TE DAVID WELLS

6-5, 260, 2nd Year, San Diego State

- The Titans signed tight end David Wells on Aug. 13, 2022, during training camp.
- Wells originally entered the NFL as a rookie free agent with the Dallas Cowboys in 2018.
- From 2018 to 2021, Wells spent time with the Cowboys, Kansas City Chiefs, New England Patriots, Atlanta Falcons, Indianapolis Colts and Arizona Cardinals.
- In 2021, Wells made his NFL debut with the Cardinals, playing in three games with one start.
- A native of Fresno, Calif., he attended San Diego State University, where he played in 52 games with 24 starts and registered 38 receptions for 449 yards and six touchdowns.



68o - C/G WILLIE WRIGHT

6-3, 300, 1st Year, Tulsa

- The Titans signed center/guard Willie Wright on Aug. 3, 2022, during training camp.
- Wright originally entered the NFL as an undrafted free agent with the Cleveland Browns in 2019.
- He spent the 2019 season on the Browns' practice squad and the 2020 season on the Atlanta Falcons' practice squad. Wright also spent a portion of the 2021 offseason with the Falcons and a portion of the 2022 offseason with the Chicago Bears.
- The Houston, Texas, native played collegiately at Tulsa where he was a three-year starter at tackle.



WHAT TO LOOK FOR IN 2022

WHAT TO LOOK FOR – TEAM

- The Titans have had a winning record each season since 2016, when general manager **Jon Robinson** arrived in Tennessee. The Titans went 9-7 each year from 2016 to 2019, achieved an 11-5 finish in 2020, and then earned a 12-5 mark in 2021. A seventh consecutive season above .500 would tie the franchise's all-time best streak. The only previous stretch in which the club achieved seven straight winning records was 1987 to 1993.
- The Titans can earn their fourth consecutive playoff berth. It would be the organization's first time doing so since a franchise-record seven consecutive playoff appearances from 1987 to 1993.
- The Titans can earn their third consecutive division title. The only other three-year streak of division titles in franchise annals was when the Oilers won the AFL Eastern division each season from 1960 to 1962.
- A third consecutive season with 11 or more wins would mark the first time in franchise history the team has accomplished such a streak.
- The Titans can log their fourth consecutive season with at least five road victories, which would be the longest such streak in franchise history (1978–1980 and 1998–2000).
- Entering 2022 with a record of 107-78 in regular season games at Nissan Stadium, the Titans need six wins at home to match the 113 wins the franchise had in regular season contests at the Astrodome (113-103-2). Seven home wins would give the franchise more victories at Nissan Stadium (114) than any other single venue.

GM JON ROBINSON

- Can oversee a winning season for the seventh consecutive season since joining the Titans in 2016. He already is the only general manager in franchise history to oversee six total seasons above the .500 mark.
- Can join **Mike Holovak** (1989–1993) as the only two general managers in franchise history to oversee five or more playoff seasons.

HEAD COACH MIKE VRABEL

- With a winning record in 2022, **Mike Vrabel** would become the only head coach in franchise history to begin his tenure with at least five consecutive winning seasons. Vrabel and **Jack Pardee** are the organization's only head coaches with as many as three such seasons to begin their tenures.
- Can join **Jeff Fisher** (six) and **Jack Pardee** (four) as the only head coaches to lead the franchise to at least four playoff appearances.

S KEVIN BYARD

- Needs one interception in 2022 (23 interceptions entering the season) to tie **Zeke Moore** (24) for 10th place on the all-time franchise interception list.
- Needs two interceptions to tie **Michael Griffin** and **Ken Houston** (25) for eighth place all-time for the franchise.
- Needs three interceptions to tie **Mike Reinfeldt** (26) for seventh all-time for the franchise and pass **Michael Griffin** (25) for the most interceptions for the franchise in its "Titans era" (1999–present).
- Can lead the team in interceptions for the fifth time, which would tie **Darryll Lewis'** franchise record (1994-98).
- Can become the first player to lead the team in tackles for three consecutive seasons since **Keith Bulluck** (2002-06).

RB DERRICK HENRY

- Needs 2,000 rushing yards to become the first player in NFL history to reach the mark in two different seasons.
- Needs 1,500 rushing yards and 15 rushing touchdowns to become the first player in NFL history to reach both marks in three different seasons.
- Needs a pair of 200-yard rushing games to give him seven for his career, which would set the NFL record. He would surpass **O.J. Simpson** and **Adrian Peterson**, who each have six such performances.
- With 65 career rushing touchdowns, he needs nine more to break **Earl Campbell's** career franchise record of 73 rushing touchdowns.
- With 68 total career touchdowns, he needs seven more to break **Eddie George's** career franchise record of 74 total touchdowns.
- Currently at 6,797 career rushing yards, he will pass **Chris Johnson** (7,965) for third place on the franchise's all-time career rushing list with 1,169 more rushing yards.

- Needs 10 rushing touchdowns to become the fifth running back in NFL history to reach the mark in five consecutive seasons, joining **LaDainian Tomlinson** (nine), **Adrian Peterson** (seven), **Shaun Alexander** (five) and **Michael Turner** (five).

P BRETT KERN

- Needs 14 games in 2022 (197 career games with the Titans entering the season) to pass **Elvin Bethea** (210) for second place on the franchise's all-time games played list. He would trail only **Bruce Matthews** (296).
- Can record his ninth total season and sixth consecutive campaign with a net punting average of at least 40.0 yards. No other punter in franchise history has had one such season.
- Can become the third player in franchise history to play 14 seasons for the organization, joining **Bruce Matthews** (19 seasons, 1983–2001) and **Elvin Bethea** (16 seasons, 1968–1983).
- Needs four punts to become the 25th player in NFL history to record 1,000 career punts. He enters the season with 996 punts during his time in Denver and Tennessee.

OLB HAROLD LANDRY III

- Can become the first Titans/Oilers player since **Ray Childress** (1986-89) to lead the team or tie for the team lead in sacks in four consecutive seasons.
- Needs nine sacks (31.0 career sacks entering 2022) to become the only player for the franchise other than **Jevon Kearse** to reach 40 sacks with the franchise within his first five NFL seasons since individual sacks became an official statistic in 1982.
- Can join **Jevon Kearse** (three seasons) and **Sean Jones** (two) as the organization's only players since 1982 with double-digit sacks in at least two consecutive seasons.

DT JEFFERY SIMMONS

- Can become the team's only player since 2000 other than **Keith Bulluck** (2003-05) to record at least three sacks and five passes defended in three consecutive seasons.

QB RYAN TANNEHILL

- Can produce his seventh career season with at least 3,000 passing yards and his third career season with at least 4,000 passing yards.
- Can join **Warren Moon** (1987–1993) as the only starting quarterbacks in franchise history to lead the club to the playoffs in four consecutive seasons.
- Enters 2022 with an active streak of 43 consecutive starts. With a start in the season opener, he will break a tie with **Steve McNair** (43 consecutive starts from 2001 to 2003) for the most consecutive starts in franchise history by a quarterback.
- Needs 3,500 passing yards to tie **Warren Moon** (1989–1991) for the most seasons in franchise history with at least 3,500 passing yards. Tannehill reached the mark in each of the past two campaigns.
- Became the first quarterback in franchise history with at least seven rushing touchdowns in back-to-back seasons, and he was the NFL's only quarterback from 2020 to 2021 to accomplish the feat.
- Can join Buffalo's **Josh Allen** (2018–2020) as the NFL's only quarterbacks since the 1970 AFL-NFL merger with at least seven rushing touchdowns in three consecutive seasons.
- Can join **George Blanda** (1960-63) as the only players in franchise history to throw at least 20 touchdown passes in four consecutive seasons.
- Can become the first player in franchise history with multiple career seasons with at least 30 touchdown passes.

WR ROBERT WOODS

- Can record his 10th consecutive season to begin his career with at least 40 receptions. He and **DeAndre Hopkins** are tied for the second-longest such active streak in the NFL with nine seasons, behind only **Emmanuel Sanders** (10).
- Needs five touchdown receptions to join **Jerry Rice** and **Tyreek Hill** as the NFL's only players since 1970 with at least 40 receiving touchdowns and five rushing touchdowns. Woods enters the campaign with 35 career touchdown catches to go along with five rushing touchdowns.

EVP/GENERAL MANAGER JON ROBINSON

[Video: Jon Robinson discusses the Titans 2022 draft class](#)

[Out of Bounds Podcast: Jon Robinson](#)

[Jim Wyatt: Jon Robinson Tackles the Past, the Present, and What's Next for the Titans](#)

[Family of Titans GM Fights Diabetes With Love and Support, Buoyed by Daughter's Strength](#)

[Video: Titans GM Jon Robinson on Social Justice](#)

[Video: Jaimie Robinson's Work with Diabetes Nonprofit JDRF](#)



Jon Robinson was hired as Titans general manager on Jan. 14, 2016 after spending two years as director of player personnel for the Tampa Bay Buccaneers. Nearly one year later, on Jan. 5, 2017, he was promoted to executive vice president/general manager.

The Titans finished with a winning record in each of his first six seasons on the job. They had four consecutive 9-7 records from 2016 to 2019, followed by an 11-5 mark in 2020 and a 12-5 record in 2021. It was the first time the organization produced at least six consecutive winning seasons since a seven-year run of winning records from 1987–1993. The Titans and Kansas City Chiefs were the only NFL teams without a losing season from 2016 to 2021.

Robinson became the first general manager in franchise history with six seasons above the .500 mark, surpassing **Bum Phillips** (1975, 1977–1980) and **Mike Holovak** (1989-93). Robinson's winning records from 2016 to 2021 also eclipsed Holovak for the most consecutive winning seasons by a Titans/Oilers general manager.

The Titans went to the playoffs four times in Robinson's first six seasons with the club: 2017, 2019, 2020 and 2021. The four playoff appearances tied for the third-most in the league during that time, and only Kansas City (six) and the New England Patriots (five) had more. Robinson's four playoff campaigns already place him in the top three in team annals along with Holovak (five) and **Floyd Reese** (four).

Robinson's work helped the team go from three wins in the season prior to his arrival (2015) to a divisional round playoff finish following the 2017 campaign. He became the fifth general manager in franchise history to have the team in the playoffs within his first two full seasons.

Then, in 2019, the team he constructed advanced to the AFC championship game. It was the organization's first appearance in the conference title game in 17 seasons (2002).

In 2020, Robinson and the Titans clinched the 2020 AFC South title with an 11-5 record in the regular season, claiming their best record and first division title since going 13-3 in 2008. They did so while navigating the challenges associated with the COVID-19 pandemic.

In 2021, the Titans won their second consecutive AFC South crown with a 12-5 mark, celebrating the franchise's first back-to-back division championships since the Oilers took the first three AFL Eastern division titles from 1960 to 1962.

Robinson has overseen a nearly complete overhaul of the roster during his tenure. In seven drafts as general manager from 2016 to 2022, he selected 52 total players, and 32 of those players were still with the organization at the start of 2022 training camp. The only members of the roster who predated Robinson at that time were punter **Brett Kern** and tackle **Taylor Lewan**. During that same time period (through June 2022), he engineered 30 total trades.

2022: After the NFL's new league year began in March 2022, Robinson engineered a trade with the Rams to acquire veteran wide receiver **Robert Woods**, who totaled 570 receptions for 7,077 yards in nine previous seasons in Buffalo and Los Angeles.

Robinson then went to work in the free agent market, highlighted by the addition of two-time Pro Bowl tight end **Austin Hooper**, who played his first four seasons with the Atlanta Falcons before spending a pair of campaigns with the Cleveland Browns.

The Titans also were active in re-signing several of their own key free agents, including center **Ben Jones** and Pro Bowl outside linebacker **Harold Landry III**.

During the first round of the 2022 NFL Draft, the Titans acquired the 18th overall selection and an additional third-rounder from Philadelphia in a trade that sent wide receiver **A.J. Brown** to the Eagles. With the 18th pick,

Robinson and the Titans grabbed Arkansas wide receiver **Treylon Burks**. Robinson would execute two more trades during the draft to end up with nine total players, including Auburn cornerback **Roger McCreary** in the second round.

2021: In 2021, the Titans struck several deals with veterans in the initial days of free agency. The incoming players included Pittsburgh Steelers outside linebackers **Bud Dupree** and **Ola Adeniyi**, New Orleans Saints cornerback **Jackrabbit Jenkins**, Indianapolis Colts defensive lineman **Denico Autry** and Baltimore Ravens long snapper **Morgan Cox**. The Titans also re-signed several of their own free agents: tight ends **Anthony Firkser** and **Geoff Swaim** and inside linebacker **Jayon Brown**.

Autry proved to be a key addition for the defense. He appeared in every game in his first season with the club and finished second on the team with nine sacks. His sack total tied his career high, matching the nine sacks he had in 2018 as a member of the Indianapolis Colts.

During the 2021 NFL Draft, Robinson led the selection of eight total players, beginning with Virginia Tech cornerback **Caleb Farley** with the 22nd overall selection in the first round. In the second round, the Titans chose North Dakota State offensive lineman **Dillon Radunz**, followed by Georgia linebacker **Monty Rice** and Washington defensive back **Elijah Molden** in Round 3.

Late in the 2021 campaign, Robinson claimed inside linebacker **Zach Cunningham** off waivers from the division rival Houston Texans. Over three seasons from 2019 to 2021, Cunningham's 392 total tackles were more than every NFL player other than Seattle's **Bobby Wagner** (467) and Chicago's **Roquan Smith** (402).

2020: Early in 2020, the Titans reached an agreement on a multi-year contract to keep quarterback **Ryan Tannehill** in Tennessee. The Titans also re-signed tackle **Dennis Kelly**, who would go on to start all 16 games at right tackle.

After initially placing the franchise tag on running back **Derrick Henry**, the Titans and Henry were able to come to an agreement on a multi-year contract extension in July 2020.

Robinson acquired Tannehill for the Titans in a 2019 trade with the Miami Dolphins. In his first three seasons in Tennessee, Tannehill built a 30-13 record as a starting quarterback and became the franchise's first starting quarterback since **Warren Moon** (1987 to 1993) to direct his team to the playoffs in at least three consecutive seasons. He started every game from Week 7 of the 2019 campaign through the end of 2021, and during that time, Tannehill's 102.3 passer rating ranked sixth in the NFL. He became the only quarterback other than Moon (1989–1991) to record multiple seasons with at least 3,500 passing yards with the franchise. Also, Tannehill's 13 total game-winning drives in that span ranked second in the NFL behind only Raiders quarterback **Derek Carr's** 14. In 2019, Tannehill was named to his first Pro Bowl earned the 2019 Associated Press Comeback Player of the Year Award.

After securing his multi-year extension in 2020, Henry produced one of the greatest seasons in NFL history by a running back. He led the NFL in rushing for the second consecutive season with 2,027 rushing yards, which was only the eighth 2,000-yard rushing season in league annals, and also paced the league with 17 rushing touchdowns. He was recognized with the

Associated Press Offensive Player of the Year Award.

Henry, a second-round pick by Robinson in 2016, led the Titans in rushing every season from 2017 through 2021, during which time he also led the NFL with 6,307 total rushing yards. In 2019, he won his first of two consecutive NFL rushing crowns with 1,540 yards and tied for the NFL lead with 16 rushing touchdowns.

In the 2020 NFL Draft, the Titans had six total picks, including Louisiana State cornerback **Kristian Fulton** in the second round (61st overall). Fulton emerged as a full-time starter in 2021 and tied for 11th place in the NFL with a team-high 14 passes defensed.

2019: Near the beginning of the 2019 free agent signing period, Robinson worked quickly to add several veterans from other teams who played key roles, including Tannehill and former Rams guard **Rodger Saffold**. Robinson also worked to re-sign safety **Kenny Vaccaro** and punter **Brett Kern**.

Then, in the 2019 NFL Draft, Robinson directed the selection of six total players, including Mississippi State defensive lineman **Jeffery Simmons** in the first round (19th overall), Ole Miss wide receiver **A.J. Brown** in the second round (51st overall) and Charlotte offensive lineman **Nate Davis** in the third round (82nd overall).

In his first three seasons, Brown led the Titans in every major receiving category, totaling 185 receptions, 2,995 receiving yards, a 16.2-yard receiving average and 24 touchdown catches. Since 1970, Brown was only the fourth NFL player to reach all of those numbers within his first three seasons, joining **Randy Moss**, **Jerry Rice** and **John Jefferson**. He was named to the Pro Bowl in 2020 after totaling 70 receptions for 1,075 yards and 11 touchdowns.

Simmons was named to the Pro Bowl in 2021 and added Associated Press second-team All-Pro honors. He ranked sixth in the NFL among defensive tackles with 8.5 sacks, and he set a franchise single-game postseason record with three sacks.

Saffold also earned his first career Pro Bowl berth in 2021, the third consecutive season since he arrived in Tennessee in which the team finished in the top five in rushing.

2018: The Titans' 2018 free agent class included Pro Bowl cornerback **Malcolm Butler**. In his three seasons in Tennessee, Butler played in 41 games (36 starts) and totaled nine interceptions. In early August 2018, the Titans signed Vaccaro, who went on to start 42 games over his three seasons with the club.

Robinson's 2018 draft class was comprised of four players after he used multiple trades to go up and get his targets. It included first-round linebacker **Rashaan Evans** from Alabama (22nd overall pick) and second-round outside linebacker **Harold Landry III** from Boston College (41st overall).

From the start of his rookie season through 2021, Landry's 31 total sacks led the Titans, and other than **Jevon Kearse** (37), it was the highest total by a Titans/Oilers player in his first four NFL seasons since individual sacks became an official NFL statistic in 1982. In 2021, Landry was named to his first Pro Bowl after his career-high 12 sacks ranked 10th in the NFL.

2017: During the 2017 offseason, Robinson used free agency to address needs on defense and special teams. Most notably, he spearheaded deals for cornerback **Logan Ryan** (New England) and special teams contributor and 2017 Pro Bowler **Brynden Trawick** (Oakland).

In the 2017 NFL Draft, Robinson spent first-round picks on wide receiver **Corey Davis** (fifth overall) and cornerback **Adoree' Jackson** (18th overall). It marked the first time the franchise had a pair of first-round draft selections since 1987. The Titans' 2017 draft haul also featured tight end **Jonnu Smith** in the third round and linebacker **Jayon Brown** in the fifth round.

The 2017 Titans advanced to the playoffs for the first time since 2008. Robinson became the fifth general manager in franchise history to have the team in the postseason within his first two full seasons.

2016: In his first year as an NFL general manager, Robinson's leadership and decision-making helped the Titans triple their win total from the previous season, finishing 9-7 in 2016 after a 3-13 finish in 2015. The six-win improvement tied for the most in franchise history (1967 and 1974) and doubled the previous club benchmark for the most wins in the first year under a new general manager (three by **Bum Phillips** in 1975).

Within the first four months at his post, Robinson pulled the trigger on several key personnel decisions. On March 9, 2016, he made his first major acquisition, swapping fourth-round draft picks with the Philadelphia Eagles in exchange for running back **DeMarco Murray**. The trade provided major dividends in 2016, as Murray led the AFC and ranked third in the NFL with



Click to play the latest episode of "Out of Bounds," a new lifestyle and sports podcast from Jaimie Robinson and Abby Flittner.

1,287 rushing yards.

Around the same time, Robinson began to work the free agent market. Center **Ben Jones** and wide receiver **Rishard Matthews** highlighted the haul, and both were instrumental in helping to transform the Titans offense into the 11th-ranked unit in the NFL.

Jones became a foundational member of the offensive line. From 2016 to 2021, he was one of only eight offensive linemen to start at least 96 of a possible 97 games. He finished the 2021 campaign with an active streak of 40 consecutive starts, ranking third among centers.

On April 14, 2016, two weeks before the NFL Draft, Robinson and the Titans dealt the first overall pick to the Los Angeles Rams in one of the biggest trades in recent NFL history. The Titans gave up the No. 1 pick and a fourth-rounder in order to receive the 15th overall pick, two second-rounders and a third-rounder in 2016, plus the Rams' first- and third-round picks in 2017. From 1990–2015, there were seven trades involving the No. 1 overall pick, but this was the first since 2004, when the San Diego Chargers selected **Eli Manning** with the first pick and dealt his rights to the New York Giants.

The Titans had their hands at one point or another on 17 selections in the 2016 draft due to five different trades (including one trade in 2015), and in the end, they ended up with a class of 10 players, including four of the top 45 picks. Robinson swung a draft-day trade with the Cleveland Browns to move back up to the eighth slot to choose Michigan State tackle **Jack Conklin**.

All 10 members of Robinson's first draft class played in at least one game in 2016. They accumulated a total of 110 games played and 38 starts, including 16 starts at right tackle by Conklin. The eighth-overall pick capped his successful rookie campaign by being named first-team All-Pro by Associated Press.

Third-round safety **Kevin Byard** has become one of the most successful players at his position in franchise history. He finished the 2021 campaign as a three-time team captain, two-time Pro Bowl selection and a two-time Associated Press first-team All-Pro. Over a five-year period from 2017 through 2021, Byard led all NFL safeties and ranked third in the NFL with 23 interceptions. His career interception total was 11th on the franchise's all-time list and sixth among all Titans/Oilers safeties.

PRIOR HISTORY: Robinson arrived in Tennessee with a wide range of experience from working his way up on the personnel side of the NFL. From 2014–2015, he served as director of player personnel for the Buccaneers and oversaw both college and pro departments as the team rebuilt its roster. The 2015 Buccaneers draft class made a significant impact, including four rookie starters: quarterback **Jameis Winston**, tackle **Donovan Smith**, guard **Ali Marpet** and linebacker **Kwon Alexander**.

Prior to joining Tampa Bay, Robinson spent 12 years with the New England Patriots, including his last five years (2009-13) as the director of college scouting. In the five years heading up their college scouting, the Patriots added a number of key components to their roster that won the Super Bowl in 2014, including wide receiver **Julian Edelman**, defensive back **Devin McCourty**, tight end **Rob Gronkowski**, tackle **Nate Solder** and defensive end **Chandler Jones**. He joined the Patriots as an area scout in 2002, a role he served for four seasons. Robinson then spent two years (2006-07) as a regional scout, before being promoted to assistant director of college scouting in 2008 and then director of college scouting in 2009. In his time scouting for the Patriots the team won 10 division titles, four conference titles and two Super Bowls (2003, 2004).

Robinson played three years at Southeast Missouri State as a defensive lineman after starting his college career at the Air Force Academy. Following his college career as a player, he spent one season (1998) coaching at his alma mater and three years (1999-2001) coaching at Nicholls State.

A native of Union City, Tenn., Robinson and his wife, Jaimie, have two daughters, Taylor and Bailey.

JON ROBINSON'S BACKGROUND:

- 2017-22:** Tennessee Titans - Executive Vice President/General Manager
- 2016:** Tennessee Titans - General Manager
- 2014-15:** Tampa Bay Buccaneers - Director of Player Personnel
- 2009-13:** New England Patriots - Director of College Scouting
- 2008:** New England Patriots - Assistant Director of College Scouting
- 2006-07:** New England Patriots - Regional Scout
- 2002-05:** New England Patriots - Area Scout
- 1999-01:** Nicholls State - Assistant Coach
- 1998:** Southeast Missouri State - Assistant Coach

WINNINGEST GMS IN FRANCHISE HISTORY

Jon Robinson constructed a roster that produced six consecutive winning seasons in Robinson's first six years on the job, including a 12-5 mark during the 2021 regular season. Prior to 2021, the club went 9-7 in 2016, 2017, 2018 and 2019 with postseason berths following the 2017 and 2019 campaigns. Then, in 2020, the Titans finished the regular season 11-5 and won the team's first division championship since 2008.

Robinson has the most winning seasons of any general manager in franchise history. His career win total ranks behind only **Floyd Reese** (111, including playoffs), and his four playoff seasons, including 2021, are tied with Reese for second place. Only **Mike Holovak** (five) oversaw more postseason qualifiers.

Franchise general managers, in order of career wins (records include postseason):

General Manager	Reg. Seasons	Playoff	W	L	T	Pct
	Above .500	Seasons				
Floyd Reese (1994-2006)	4	4	111	106	0	.512
Jon Robinson (2016-2021)	6	4	62	42	0	.596
O.A. "Bum" Phillips (1975-1980)	5	3	59	38	0	.608
Mike Holovak (1989-1993)	5	5	52	34	0	.605
Mike Reinfeldt 2007-2011)	3	2	46	36	0	.561
Ladd Herzeg (1981-1988)	2	2	44	80	0	.355
Don Klosterman (1966-1969)	1	1	25	30	3	.457
Don Suman (1961-1962)	2	2	22	7	1	.750
Ruston Webster (2012-2015)	0	0	18	46	0	.281
Carroll Martin (1964-1965)	0	0	8	20	0	.286
Sid Gillman (1973-1974)	0	0	8	20	0	.286
Pop Ivy (1963)	0	0	6	8	0	.429
John Breen (1971-1972)	0	0	5	22	1	.196

Note: No general manager title was held in 1960 or 1970.



**TITANS FOOTBALL ADMINISTRATION/
PLAYER PERSONNEL STAFF**

- Jon Robinson Executive Vice President/General Manager
- Vin Marino Vice President of Football Administration
- Ryan Cowden Vice President of Player Personnel
- Monti Ossenfort . . Director of Player Personnel
- Brian Gardner . . . Director of Pro Scouting
- Jon Salge Director of College Scouting
- Kevin Turks Assistant Director of Pro Scouting
- Jay Thomas Personnel Analyst
- Mike Boni National Scout
- Dale Thompson . . . National Scout
- Blaise Taylor Pro Scout
- Brandon Taylor . . . Pro Scout
- Casey Callahan . . . College Scout
- Patrick Callaway . . College Scout
- T.J. Earley College Scout
- Matt Miller College Scout
- Tom Roth College Scout
- Wes Slay College Scout
- Rob Riederer Pro Scouting Coordinator
- Patrick Woo Scouting Coordinator
- Corey Cooper Scouting Assistant
- Mical Johnson Scouting Assistant
- Aaron Sanders Scouting Assistant
- Max Curtis Executive Assistant to EVP & General Manager/Football Administration Coordinator
- Adam Bondi Lead Developer of Football Technology
- Matt Iammarino . . . Asst. Developer, Analytical Football Research

SIX CONSECUTIVE WINNING SEASONS

With a winning record secured during the 2021 regular season, the Titans recorded their sixth season with a winning record in six seasons since **Jon Robinson** was hired as general manager.

In the "Titans era" (1999–present), the team never before had as many as three consecutive winning campaigns.

With this year's record, plus their 2020 finish of 11-5 and their 9-7 marks every season from 2016 through 2019, the Titans have built the second-longest active streak of winning seasons in the NFL.

Most current consecutive winning seasons (through 2021):

Team	Total	Seasons
1. Kansas City Chiefs	9	2013–2021
2. Tennessee Titans	6	2016–2021
3. Los Angeles Rams	5	2017–2021
New Orleans Saints	5	2017–2021
5. Buffalo Bills	3	2019–2021
Green Bay Packers	3	2019–2021
7. (four tied)	2	

JON ROBINSON'S DRAFT CLASSES

Bold = currently on the Titans roster, practice squad or reserve lists
 * = currently on another NFL roster, practice squad or reserve list

2022				
Rd.	Pick	Player	Pos.	College
1a	18	Treyton Burks	WR	Arkansas
2a	35	Roger McCreary	CB	Auburn
3a	69	Nicholas Petit-Frere	OL	Ohio State
3b	86	Malik Willis	QB	Liberty
4a	131	Hassan Haskins	RB	Michigan
4b	143	Chig Okonkwo	TE	Maryland
5a	163	Kyle Phillips	WR	UCLA
6a	204	Theo Jackson	S	Tennessee
6b	219	Chance Campbell	LB	Mississippi

2021				
Rd.	Pick	Player	Pos.	College
1	22	Caleb Farley	CB	Virginia Tech
2	53	Dillon Radunz	T	North Dakota State
3	92	Monty Rice	ILB	Georgia
3	100	Elijah Molden	CB	Washington
4	109	Dez Fitzpatrick	WR	Louisville
4	135	Rashad Weaver	OLB	Pittsburgh
6	205	Racey McMath	WR	Louisiana State
6	215	Brady Breeze *	S	Oregon

2020				
Rd.	Pick	Player	Pos.	College
1	29	Isaiah Wilson	T	Georgia
2	61	Kristian Fulton	CB	Louisiana State
3	93	Darrynton Evans *	RB	Appalachian State
5	174	Larrell Murchison	DL	North Carolina State
7	224	Cole McDonald	QB	Hawaii
7	243	Chris Jackson	DB	Marshall

2019				
Rd.	Pick	Player	Pos.	College
1	19	Jeffery Simmons	DT	Mississippi State
2	51	A.J. Brown *	WR	Mississippi
3	82	Nate Davis	OL	Charlotte
4	116	Amani Hooker	DB	Iowa
5	168	D'Andre Walker	OLB	Georgia
6	188	David Long Jr.	LB	West Virginia

2018				
Rd.	Pick	Player	Pos.	College
1	22	Rashaan Evans *	LB	Alabama
2	41	Harold Landry III	OLB	Boston College
5	152	Dane Cruikshank *	DB	Arizona
6	199	Luke Falk	QB	Washington State

2017				
Rd.	Pick	Player	Pos.	College
1	5	Corey Davis *	WR	Western Michigan
1	18	Adoree' Jackson *	CB	Southern California
3	72	Taywan Taylor	WR	Western Kentucky
3	100	Jonnu Smith *	TE	Florida International
5	155	Jayon Brown *	LB	UCLA
6	217	Corey Levin	OL	Chattanooga
7	227	Josh Carraway	OLB	Texas Christian
7	236	Brad Seaton	T	Villanova
7	241	Khalfani Muhammad	RB	California

2016				
Rd.	Pick	Player	Pos.	College
1	8	Jack Conklin *	T	Michigan State
2	33	Kevin Dodd	OLB	Clemson
2	43	Austin Johnson *	DL	Penn State
2	45	Derrick Henry	RB	Alabama
3	64	Kevin Byard	S	Middle Tennessee St.
5	140	Tajaé Sharpe	WR	Massachusetts
5	157	LeShaun Sims	CB	Southern Utah
6	193	Sebastian Tretola	G	Arkansas
7	222	Aaron Wallace	OLB	UCLA
7	253	Kalan Reed	CB	Southern Mississippi



The 2022 Titans draft class: (top row, left to right) OL Nicholas Petit-Frere, LB Chance Campbell, QB Malik Willis, RB Hassan Haskins, WR Treyton Burks, (bottom row, left to right) TE Chig Okonkwo, WR Kyle Phillips, S Theo Jackson, CB Roger McCreary

UNRESTRICTED FREE AGENCY UNDER ROBINSON

2022

Free Agents Signed **Former Team**

RB Trenton Cannon	San Francisco
TE Austin Hooper	Cleveland
OL Jamarco Jones	Seattle
LB Justin Lawler	L.A. Rams
WR Josh Malone	Green Bay
DB A.J. Moore	Houston
DL DeMarcus Walker	Houston

Free Agents Lost **New Team**

WR Cameron Batson	Atlanta
FB Khari Blasingame	Chicago
ILB Jayon Brown	Las Vegas
S Dane Cruikshank	Chicago
ILB Rashaan Evans	Atlanta
TE Anthony Firkser	Atlanta
RB D'Onta Foreman	Carolina
WR Marcus Johnson	San Francisco
RB Jeremy McNichols	Atlanta
DT Kyle Peko	Las Vegas
OL David Quessenberry	Buffalo

2021

Free Agents Signed **Former Team**

OLB Ola Adeniyi	Pittsburgh
DL Denico Autry	Indianapolis
LB B.J. Bello	L.A. Chargers
WR Fred Brown	Denver
DT Trevon Coley	N.Y. Jets
LS Morgan Cox	Baltimore
T Christian DiLauro	Pittsburgh
OLB Bud Dupree	Pittsburgh
S Matthias Farley	N.Y. Jets
DT Woodrow Hamilton IV	Carolina
DT Bruce Hector	Carolina
RB Brian Hill	Atlanta
CB Jackrabbit Jenkins	New Orleans
CB Kevin Johnson	Cleveland
DT Abry Jones	Jacksonville
CB Chris Jones	Minnesota
T Kendall Lamm	Cleveland
WR Kalija Lipscomb	Green Bay
CB Greg Mabin	Jacksonville
LB Justin March-Lillard	Dallas
CB Kevin Peterson	Arizona
WR Josh Reynolds	L.A. Rams

Free Agents Lost **New Team**

OLB Jadeveon Clowney	Cleveland
WR Corey Davis	N.Y. Jets
DE Matt Dickerson	Las Vegas
G/C Jamil Douglas	Buffalo
DT DaQuan Jones	Carolina
DB Joshua Kalu	N.Y. Giants
CB Desmond King	Houston
CB Chris Milton	N.Y. Giants
TE MyCole Pruitt	San Francisco
WR Kalif Raymond	Detroit
TE Jonnu Smith	New England
CB Tye Smith	Minnesota

2020

Free Agents Signed **Former Team**

OLB Vic Beasley Jr.	Atlanta
DB Ibraheim Campbell	Green Bay
DL Jack Crawford	Atlanta
LB Nick Dzubnar	L.A. Chargers
CB Johnathan Joseph	Houston
RB Seniorise Perry	Buffalo
T Ty Sambrailo	Atlanta

Free Agents Lost **New Team**

T Jack Conklin	Cleveland
WR Darius Jennings	L.A. Chargers
DL Austin Johnson	N.Y. Giants
QB Marcus Mariota	Las Vegas
CB Logan Ryan	New York Giants

WR Tajaé Sharpe	Minnesota
CB LeShaun Sims	Cincinnati

2019

Free Agents Signed **Former Team**

DL Frank Herron	New England
TE Ryan Hewitt	Indianapolis
WR Cody Hollister	New England
WR Adam Humphries	Tampa Bay
G Rodger Saffold	L.A. Rams
DL Brent Urban	Baltimore
OLB Cameron Wake	Miami

Free Agents Lost **New Team**

TE Luke Stocker	Atlanta
G Quinton Spain	Buffalo

2018

Free Agents Signed **Former Team**

CB Malcolm Butler	New England
WR Michael Campanaro	Baltimore
LB Will Compton	Washington
QB Blaine Gabbert	Arizona
RB Dion Lewis	New England
S Kendrick Lewis	Baltimore
DL Bennie Logan	Kansas City
G Kevin Pamphile	Tampa Bay
OL Xavier Su'a-Filo	Houston
S Kenny Vaccaro	New Orleans
WR Nick Williams	Atlanta

Free Agents Lost **New Team**

DB Curtis Riley	N.Y. Giants
QB Brandon Weeden	Houston
LB Avery Williamson	N.Y. Jets
G/C Brian Schwenke	New England
WR Eric Decker	New England

2017

Free Agents Signed **Former Team**

LB Daren Bates	Oakland
S Johnathan Cyprien	Jacksonville
WR Eric Decker	N.Y. Jets
CB Demontre Hurst	Chicago
OL Tim Lelito	New Orleans
CB Logan Ryan	New England
S Brynden Trawick	Oakland
OLB Erik Walden	Indianapolis
KR/WR Eric Weems	Atlanta
NT Sylvester Williams	Denver

Free Agents Lost **New Team**

T/G Byron Bell	Dallas
CB Valentino Blake	N.Y. Giants
TE Anthony Fasano	Miami
C/G Brian Schwenke	Indianapolis (later re-signed in Tennessee)
LB Sean Spence	Indianapolis
G Chance Warmack	Philadelphia
WR Kendall Wright	Chicago

2016

Free Agents Signed **Former Team**

CB Brice McCain	Miami
C Ben Jones	Houston
QB Matt Cassel	Dallas
WR Rishard Matthews	Miami
LB Sean Spence	Pittsburgh
CB Valentino Blake	Pittsburgh
S Rashad Johnson	Arizona

Free Agents Lost **New Team**

LB Zach Brown	Buffalo
LB Steven Johnson	Pittsburgh
OL Joe Looney	Dallas
CB Coty Sensabaugh	Los Angeles

TRADES BY JON ROBINSON

2022 TRADES

Trade Date/Teams	Compensation	Overall	Player Selected	Note
1. March 23, 2022				
Tennessee Receives:	Player:		WR Robert Woods	
L.A. Rams Receive:	Draft Choice:		Round 6, 2023	
2. April 28, 2022 (Draft Day Trade)				
Tennessee Receives:	Draft Choice:	Round 1, 2022	#18 WR Treyton Burks	Pick originally from New Orleans
	Draft Choice:	Round 3, 2022	#101 TE Jeremy Ruckert	Pick originally a New Orleans compensatory selection; traded to NY Jets
Philadelphia Receives:	Player:		WR A.J. Brown	
3. April 28, 2022 (Draft Day Trade)				
Tennessee Receives:	Draft Choice:	Round 2, 2022	#35 CB Roger McCreary	
	Draft Choice:	Round 3, 2022	#69 OL Nicholas Petit-Frere	
	Draft Choice:	Round 5, 2022	#163 WR Kyle Philips	Pick originally from Pittsburgh
N.Y. Jets Receive:	Draft Choice:	Round 1, 2022	#26 OLB Jermaine Johnson	
	Draft Choice:	Round 3, 2022	#101 TE Jeremy Ruckert	Pick originally a New Orleans compensatory selection
4. April 29, 2022 (Draft Day Trade)				
Tennessee Receives:	Draft Choice:	Round 3, 2022	#86 QB Malik Willis	
Las Vegas Receives:	Draft Choice:	Round 3, 2022	#90 G Dylan Parham	
	Draft Choice:	Round 5, 2022	#169 RB Ty Chandler	Pick traded to Minnesota

2021 TRADES

Trade Date/Teams	Compensation	Overall	Player Selected	Note
1. March 17, 2021				
Tennessee Receives:	Draft Choice:	Round 7, 2021	#232 (DT Phil Hoskins)	Pick originally from Atlanta; traded to Carolina
Miami Receives:	Player:		T Isaiah Wilson	
	Draft Choice:	Round 7, 2022	#247 QB Skylar Thompson	
2. April 30, 2021 (Draft Day Trade)				
Tennessee Receives:	Draft Choice:	Round 3, 2021	#92 ILB Monty Rice	
	Draft Choice:	Round 4, 2021	#135 OLB Rashad Weaver	
Green Bay Receives:	Draft Choice:	Round 3, 2021	#85 WR Amari Rodgers	
3. May 1, 2021 (Draft Day Trade)				
Tennessee Receives:	Draft Choice:	Round 4, 2021	#109 WR Dez Fitzpatrick	Pick originally from Houston
Carolina Receives:	Draft Choice:	Round 4, 2021	#126 RB Chuba Hubbard	
	Draft Choice:	Round 5, 2021	#166 DB Keith Taylor	
	Draft Choice:	Round 7, 2021	#232 DT Phil Hoskins	Pick originally from Atlanta through Miami
4. June 6, 2021				
Tennessee Receives:	Player:		WR Julio Jones	
	Draft Choice:		Round 6, 2023	
Atlanta Receives:	Draft Choice:	Round 2, 2022	#58 LB Troy Andersen	
	Draft Choice:		Round 4, 2023	Conditional draft choice

2020 TRADES

Trade Date/Teams	Compensation	Overall	Player Selected	Note
1. March 19, 2020				
Tennessee Receives:	Draft Choice:	Round 7, 2020	#237 (CB Thakarius Keyes)	Pick originally from New England; traded to Kansas City
Denver Receives:	Player:		DT Jurrell Casey	
2. April 25, 2020 (Draft Day Trade)				
Tennessee Receives:	Draft Choice:	Round 6, 2021	#215 S Brady Breeze	
Kansas City Receives:	Draft Choice:	Round 7, 2020	#237 CB Thakarius Keyes	Pick originally from New England through Denver
3. Oct. 14, 2020				
Tennessee Receives:	Draft Choice:	Round 6, 2021	#185 (LB Nick Niemann)	Pick traded to L.A. Chargers
Jacksonville Receives:	Draft Choice:	Round 7, 2021	#249 (WR Ben Skowronek)	Pick traded to L.A. Rams
	Player:		OLB Kamalei Correa	
4. Nov. 2, 2020				
Tennessee Receives:	Player:		CB Desmond King II	
L.A. Chargers Receive:	Draft Choice:	Round 6, 2021	#185 LB Nick Niemann	Pick originally from Jacksonville

TRADES BY JON ROBINSON

2019 TRADES

Trade Date/Teams	Compensation	Overall	Player Selected	Note
1. March 15, 2019				
Tennessee Receives:	Player:		QB Ryan Tannehill	
	Draft Choice:	Round 6, 2019	#188 LB David Long Jr.	
Miami Receives:	Draft Choice:	Round 7, 2019	#233 RB Chandler Cox	
	Draft Choice:	Round 4, 2020	#135 (G Kevin Dotson)	Pick traded to Pittsburgh
2. April 27, 2019 (Draft Day Trade)				
Tennessee Receives:	Draft Choice:	Round 4, 2019	#116 DB Amani Hooker	Pick originally from Miami through New Orleans
	Draft Choice:	Round 5, 2019	#168 OLB D'Andre Walker	Pick originally from New Orleans
N.Y. Jets Receive:	Draft Choice:	Round 4, 2019	#121 TE Trevon Wesco	
	Draft Choice:	Round 5, 2019	#157 LB Blake Cashman	
3. August 29, 2019				
Tennessee Receives:	Player:		OLB Reggie Gilbert	
Green Bay Receives:	Draft Choice:	Round 6, 2020	#208 C Jake Hanson	
4. August 31, 2019				
Tennessee Receives:	Draft Choice:	Round 7, 2020	#224 QB Cole McDonald	
Cleveland Receives:	Player:		WR Taywan Taylor	

2018 TRADES

Trade Date/Teams	Compensation	Overall	Player Selected	Note
1. April 26, 2018 (Draft Day Trade)				
Tennessee Receives:	Draft Choice:	Round 1, 2018	#22 LB Rashaan Evans	Pick originally from Kansas City through Buffalo
	Draft Choice:	Round 6, 2018	#215 (C Bradley Bozeman)	Pick traded back to Baltimore
Baltimore Receives:	Draft Choice:	Round 1, 2018	#25 TE Hayden Hurst	
	Draft Choice:	Round 4, 2018	#125 (DB Avonte Maddox)	Pick traded to Philadelphia
2. April 27, 2018 (Draft Day Trade)				
Tennessee Receives:	Draft Choice:	Round 2, 2018	#41 OLB Harold Landry III	
Oakland Receives:	Draft Choice:	Round 2, 2018	#57 DT P.J. Hall	
	Draft Choice:	Round 3, 2018	#89 (T Joseph Noteboom)	Pick traded to L.A. Rams
3. April 28, 2018 (Draft Day Trade)				
Tennessee Receives:	Draft Choice:	Round 5, 2018	#152 DB Dane Cruikshank	
Baltimore Receives:	Draft Choice:	Round 5, 2018	#162 WR Jordan Lasley	
	Draft Choice:	Round 6, 2018	#215 C Bradley Bozeman	Pick originally from Baltimore
4. August 28, 2018				
Tennessee Receives:	Player:		LB Kamalei Correa	
Baltimore Receives:	Draft Choice:	Round 6, 2019	#191 (DB Marcus Epps)	Pick traded to Minnesota

2017 TRADES

Trade Date/Teams	Compensation	Overall	Player Selected	Note
1. April 28, 2017 (Draft Day Trade)				
Tennessee Receives:	Draft Choice:	Round 3, 2017	#72 WR Taywan Taylor	Pick originally from Carolina
	Draft Choice:	Round 6, 2017	#200 (T Adam Bisnowaty)	Pick traded to N.Y. Giants; originally from Indianapolis
New England Receives:	Draft Choice:	Round 3, 2017	#83 DE Derek Rivers	
	Draft Choice:	Round 4, 2017	#124 (LB Jalen Reeves-Maybin)	Pick traded to Detroit
2. April 29, 2017 (Draft Day Trade)				
Tennessee Receives:	Draft Choice:	Round 5, 2017	#155 LB Jayon Brown	
Philadelphia Receives:	Draft Choice:	Round 5, 2017	#164 (G Isaac Asiata)	Pick traded to Miami
	Draft Choice:	Round 6, 2017	#214 DT Elijah Qualls	Pick originally from Atlanta
3. April 29, 2017 (Draft Day Trade)				
Tennessee Receives:	Draft Choice:	Round 6, 2017	#207 (DB Brandon Wilson)	Pick traded to Cincinnati
	Draft Choice:	Round 7, 2017	#241 RB Khalfani Muhammad	
N.Y. Giants Receive:	Draft Choice:	Round 6, 2017	#200 T Adam Bisnowaty	Pick originally from Indianapolis through New England

TRADES BY JON ROBINSON

4. April 29, 2017 (Draft Day Trade)

Tennessee Receives:	Draft Choice:	Round 6, 2017	#217	OL Corey Levin	Compensatory pick
	Draft Choice:	Round 7, 2017	#227	OLB Josh Carraway	
Cincinnati Receives:	Draft Choice:	Round 6, 2017	#207	DB Brandon Wilson	Pick originally from N.Y. Giants

5. Sept. 1, 2017

Tennessee Receives:	Player:	DE David King			
Kansas City Receives:	Draft Choice:	Round 7, 2018	#243	(DB Keion Crossen)	Conditional draft choice; traded to New England

2016 TRADES

Trade Date/Teams	Compensation	Overall	Player Selected	Note
------------------	--------------	---------	-----------------	------

1. March 9, 2016

Tennessee Receives:	Player:	RB DeMarco Murray			
	Draft Choice:	Round 4, 2016	#113	(LB Nick Kwiatkoski)	Pick traded from Tennessee to Los Angeles to Chicago
Philadelphia Receives:	Draft Choice:	Round 4, 2016	#100	(QB Connor Cook)	Pick traded from Philadelphia to Cleveland to Oakland

2. April 14, 2016

Tennessee Receives:	Draft Choice:	Round 1, 2016	#15	(WR Corey Coleman)	Pick traded from Tennessee to Cleveland
	Draft Choice:	Round 2, 2016	#43	DL Austin Johnson	Pick originally from Philadelphia
	Draft Choice:	Round 2, 2016	#45	RB Derrick Henry	
	Draft Choice:	Round 3, 2016	#76	(T Shon Coleman)	Pick traded from Tennessee to Cleveland
	Draft Choice:	Round 1, 2017	#5	WR Corey Davis	
	Draft Choice:	Round 3, 2017	#100	TE Jonnu Smith	Compensatory pick
L.A. Rams Receive:	Draft Choice:	Round 1, 2016	#1	QB Jared Goff	
	Draft Choice:	Round 4, 2016	#113	(LB Nick Kwiatkoski)	Pick originally from Philadelphia; traded from Los Angeles to Chicago
	Draft Choice:	Round 6, 2016	#177	TE Temarrick Hemingway	

3. April 28, 2016 (Draft Day Trade)

Tennessee Receives:	Draft Choice:	Round 1, 2016	#8	T Jack Conklin	Pick originally from Miami through Philadelphia
	Draft Choice:	Round 6, 2016	#176	(RB Andy Janovich)	Pick traded from Tennessee to Denver
Cleveland Receives:	Draft Choice:	Round 1, 2016	#15	WR Corey Coleman	Pick originally from Los Angeles
	Draft Choice:	Round 3, 2016	#76	T Shon Coleman	Pick originally from Los Angeles
	Draft Choice:	Round 2, 2017	#52	QB DeShone Kizer	

4. April 30, 2016 (Draft Day Trade)

Tennessee Receives:	Draft Choice:	Round 5, 2016	#157	CB LeShaun Sims	Pick originally from N.Y. Jets
	Draft Choice:	Round 7, 2016	#253	CB Kalan Reed	
Denver Receives:	Draft Choice:	Round 6, 2016	#176	RB Andy Janovich	Pick originally from Cleveland
	Draft Choice:	Round 6, 2017	#203	RB De'Angelo Henderson	

5. Aug. 16, 2016

Tennessee Receives:	Player:	G/T Dennis Kelly			
Philadelphia Receives:	Player:	WR Dorial Green-Beckham			



Ryan Tannehill was acquired in a trade in 2019.

HEAD COACH MIKE VRABEL

[Click For Complete Online Bio](#)

[Mike Vrabel Named AP 2021 NFL Coach of the Year](#)

[Video: Watch "The Mike Vrabel Show"](#)

[Video: Watch Mike Vrabel's latest press conference](#)

[Video: Introducing Mike Vrabel's Second and Seven Foundation](#)

[Video: Igniting the Fire - Who is Mike Vrabel?](#)



Mike Vrabel was named head coach of the Titans on Jan. 20, 2018, becoming the 19th head coach in franchise history.

In his first four seasons as head coach, Vrabel led the Titans to a 43-27 overall record and three postseason appearances. He joined **Jack Pardee** and **Jerry Glanville** as the only head coaches in team annals to preside over at least three playoff squads in their initial four seasons as head coach, and he tied Pardee (43-26) for the most total wins by a head coach in his first four seasons with the organization. The Titans won back-to-back AFC South titles in 2020 and 2021, marking the first time the organization accomplished the feat since the Oilers won the first three AFL Eastern division titles from 1960 to 1962.

Vrabel Honored as NFL's Top Coach in 2021

Vrabel was named the Associated Press NFL Coach of the Year in 2021 after directing the Titans to a 12-5 record during the regular season. The Titans won the AFC South, and they claimed the top seed in the AFC playoff field for the first time since 2008. They did so despite needing to use 91 total players during the season—the most in NFL history in a non-strike year. After the final preseason roster cuts through the end of the season, the team placed 26 different players on injured reserve and 21 different players on the reserve/COVID-19 list, plus additional practice squad players that received those designations.

The 2021 Titans ranked second in rushing defense (84.6 yards allowed per game), 12th in total defense (329.8), sixth on third down (37.7 percent), sixth in scoring defense (20.8 points per game) and ninth in sacks (43). Offensively, the Titans finished fifth in rushing (141.4 yards per game) despite missing **Derrick Henry** for nine games due to injury. The offense

also ranked eighth on third down (43.6 percent), fifth in the red zone (63.9 percent) and first in goal-to-go efficiency (87.5 percent).

Situationally, Vrabel's teams fared well among the NFL leaders in his first four seasons as head coach. From 2018 to 2021, their .909 winning percentage (40-4) in regular season games in which they had a fourth-quarter lead ranked second in the NFL behind the New Orleans Saints (.939). In the same time period, the Titans had a .714 winning percentage in three-point games (15-6), which led the league. Vrabel's team was 5-1 in overtime games from 2018 through 2021, tying the Saints (5-1) for the most overtime wins.

From 2018 to 2021, the Titans had the NFL's second-best rushing offense, averaging 143.7 rushing yards per game. Only the Baltimore Ravens were better (173.6). On the other side of the ball, the Titans ranked seventh in rushing defense, allowing 106.2 rushing yards per contest. Also from 2018 to 2021, the Titans tied for eighth in scoring defense (22.0 opponent points per game) and tied for the eighth-best turnover margin (+13). The Titans were called for 370 penalties from 2018 through 2021, which was the sixth-fewest total in the NFL.

Titans Take the AFC South in Year 3 Under Vrabel

The Titans won the 2020 AFC South title with an 11-5 record in the regular season, claiming their best record and first division title since going 13-3 in 2008. They finished with a 5-1 record within the division and a 6-2 mark in road games, all while navigating the challenges of the COVID-19 pandemic.

The Titans led the NFL in 2020 with a plus-11 turnover differential. Their 23 takeaways ranked seventh in the NFL, while their 12 turnovers were the second-fewest in the league in 2020 and tied for the ninth-lowest number since the NFL went to a 16-game schedule in 1978.

In 2020, the Titans tied for second place in total offense (396.4 yards per game) and ranked fourth in scoring offense (30.7 points per game). They became the first team in NFL history to generate at least 2,500 rushing yards (2,690) and 3,500 net passing yards (3,653) while surrendering 25 or fewer sacks (25). Their 6,343 total yards and 381 first downs established franchise records, while their 491 points amounted to the organization's second-best total.

The 2020 Titans joined the 1997 Detroit Lions as the only teams in NFL history to feature a 2,000-yard rusher, a 3,000-yard passer and a 1,000-yard receiver. Henry led the NFL in rushing for the second consecutive season, and his 2,027 rushing yards gave him the fifth-best total in league history. Meanwhile, **Ryan Tannehill** passed for 3,819 yards, and his 106.5 passer rating was the fifth-best number in the NFL. **A.J. Brown** was named to the Pro Bowl after recording his second consecutive 1,000-yard season (1,075) and tying for fifth place in the NFL with 11 touchdown catches.

Titans to AFC Championship Game in Vrabel's Second Season

In 2019, Vrabel became the first head coach in the organization's history to win multiple playoff games within his first two seasons. The Titans won a pair of road games—at New England in the wild card round and at Baltimore in the divisional round—to advance to the 2019 AFC championship game, falling at Kansas City to the eventual Super Bowl champion Chiefs.

The Titans began the 2019 campaign with two wins in their first six games but rallied to win seven of their final 10 games in the regular season. From the time the NFL went to its current playoff format in 1990 through 2019, 345 teams went 2-4 or worse in their first six games of a season. From that group, the Titans became only the third team to advance to a conference championship game, joining the 2002 Titans (2-4) and the 1996 Jacksonville Jaguars (2-4).

The 2019 Titans ranked in the NFL's top 10 in scoring margin (eighth, +71), turnover margin (sixth, +6), offensive yards per play (fourth, 6.12), rushing offense (third, 138.9 yards per game), red zone efficiency (first, 75.6 percent), total touchdowns (tied for third, 54) and third-down defense (eighth, 36.3 percent).

In his first season as head coach, Vrabel directed the Titans to a 9-7 record. His nine wins tied for the fourth-highest total in franchise history by a first-year head coach.

With only 82 penalties enforced against the Titans in 2018, Vrabel's team led the NFL and set a franchise record (16-game season) for fewest penalties in a season. The 2018 Titans also placed third in points allowed (18.9 per game), eighth in total defense (333.4 yards per game), sixth in passing defense (216.9), second in red zone defense (44.7 percent

MIKE VRABEL AT A GLANCE

- Year as Titans head coach: **5**
- Year as NFL head coach: **5**
- Regular season record: **41-24**
- Postseason record: **2-3**
- Overall record: **43-27**
- Regular season home record: **22-11**
- Regular season road record: **19-13**
- vs. Buccaneers: **1-0**
- At home vs. Buccaneers: **1-0**
- On the road vs. Buccaneers: **0-0**
- vs. Todd Bowles: **1-0 (1-0 vs. Jets)**

Mike Vrabel's Career Coaching Ledger:

Years	Team	Position
2018-22	Tennessee Titans	Head Coach
2017	Houston Texans	Defensive Coordinator
2014-16	Houston Texans	Linebackers Coach
2012-13	Ohio State University	Defensive Line Coach
2011	Ohio State University	Linebackers Coach

Mike Vrabel's Career Playing Ledger:

Years	Team	Position
2009-10	Kansas City Chiefs	Linebacker
2001-08	New England Patriots	Linebacker
1997-00	Pittsburgh Steelers	Linebacker

TITANS COACHING STAFF

- Mike Vrabel **Head Coach**
- Craig Aukerman **Special Teams**
- Brian Bell **Sports Performance Coordinator**
- Chase Blackburn **Assistant Special Teams**
- Scott Booker **Safeties**
- Shane Bowen..... **Defensive Coordinator**
- Kylan Butler..... **Offensive Assistant**
- Keith Carter..... **Offensive Line**
- Ryan Crow **Outside Linebackers**
- Tony Dews **Running Backs**
- Todd Downing **Offensive Coordinator**
- Erik Frazier..... **Offensive Skill Assistant**
- Jason Houghtaling... **Offensive Line Assistant**
- Tim Kelly..... **Passing Game Coordinator**
- Bobby King..... **Inside Linebackers**
- Zak Kuhr **Inside Linebackers Assistant**
- Clinton McMillan..... **Defensive Line Assistant**
- Anthony Midget..... **Secondary**
- Rob Moore..... **Wide Receivers**
- Pat O'Hara **Quarterbacks**
- Frank Piraino..... **Director, Sports Performance**
- Tyler Rouse **Sports Performance Assistant**
- Jim Schwartz..... **Senior Defensive Assistant**
- Luke Steckel **Tight Ends**
- John Streicher..... **Football Development Coordinator**
- Mike Sullivan..... **Assistant Offensive Line**
- Terrell Williams..... **Defensive Line**

touchdown rate) and seventh in rushing offense (126.4) in the league rankings.

Background as a Player and Coach

Vrabel arrived in Tennessee with 18 years of NFL experience, including four seasons as a coach and 14 seasons as a player. His distinguished playing career included three Super Bowl wins (2001, 2003 and 2004), one Pro Bowl selection (2007) and an All-Pro honor (2007). Vrabel played in 206 NFL games and totaled 57 sacks, 496 tackles, 11 interceptions, 20 forced fumbles, nine fumble recoveries and 10 touchdown receptions. Additionally, his teams advanced to the playoffs eight times (20 postseason games), with Vrabel recording eight postseason sacks and two postseason touchdown receptions.

Vrabel joined the Titans after four seasons with the Houston Texans, spending the first three seasons (2014-16) coaching linebackers and one year (2017) as the team's defensive coordinator. During his time in Houston, the Texans built one of the best defenses in the NFL and experienced tremendous success as a team – earning two division titles (2015, 2016).

Between 2014-16, the Texans defense ranked third in the NFL in yards allowed per game (319.9) and net passing yards (218.4). Houston also ranked first in third-down defense (33.6), fourth in opponent completion percentage (59.5) and sixth in points allowed per game (19.8). The 2016 defense ranked number one in the NFL, for the first time in franchise history, in yards allowed (301.3).

In 2017, his first year as a defensive coordinator, the Texans finished the campaign with 19 players on injured reserve. Despite the injuries, Vrabel led the defense to the fifth-best third-down percentage in the NFL and a franchise-record 3.97 yards per carry by opponents. Houston also had 18 different players record at least half a sack last year and 26 players tally at least one tackle for loss.

Vrabel spent his career playing and coaching with accomplished leaders, including **Bill Belichick**, **Bill Cowher**, **Romeo Crennel**, **Urban Meyer**, **Bill O'Brien** and **Todd Haley**.

As the Texans linebackers coach from 2014-16, Vrabel developed several players into top-notch performers, including **Jadeveon Clowney** (Pro Bowl, 2016), **Whitney Mercilus**, **Benardrick McKinney** (second-team All-Pro, 2016) and **Brian Cushing**. The 2015 Texans defense had the top third-down defense in the NFL (28.5 percent), which was the lowest percentage in franchise history and the lowest by any NFL team since the 2003 Titans (27.7 percent). The 2015 defense also set a franchise mark for

sacks in a season with 45 - 22.5 coming from Vrabel's linebacking corps.

Prior to joining the NFL coaching ranks, Vrabel transitioned immediately from an NFL player to college coach. He started as the linebacker coach at Ohio State in 2011 and coached the defensive line from 2012-2013. The 2012 Buckeyes finished the season undefeated at 12-0. He also was named Big Ten Recruiter of the Year by ESPN.com in 2012.

Vrabel was selected by the Pittsburgh Steelers in the third round (91st overall) of the 1997 NFL Draft, after his playing career at Ohio State, where he earned All-America honors and Big Ten Conference Defensive Lineman of the Year in both 1995 and 1996.

A native of Akron, Ohio, Vrabel attended Walsh Jesuit High School. He and his wife, Jennifer, have two sons: Tyler and Carter.

MOST WINS IN FIRST FOUR SEASONS

When the Titans defeated the Houston Texans on Jan. 9, 2022, **Mike Vrabel** won his 43rd game, including postseason, since taking over as Titans head coach in 2018. In doing so, he tied **Jack Pardee** for the most total wins by a head coach in his first four seasons with the organization. In Pardee's first four seasons as head coach from 1990 through 1993, the Oilers were 43-26, including playoffs.

Vrabel, Pardee and **Jerry Glanville** (1986-1989) are the only head coaches in team annals to preside over at least three playoff squads in their initial four seasons. All three of Pardee's first four teams made the postseason, while Glanville's Oilers advanced to the postseason in his second, third and fourth years.

Of all Titans/Oilers head coaches with at least four seasons with the franchise, Vrabel's career winning percentage ranks the highest.

Most total wins in Titans/Oilers history in a head coach's first four seasons, including playoffs*:

Coach	Seasons	Playoff Berths				Pct
		Season 1-4	W	L	T	
1. Jack Pardee	1990-1993	4	43	26	0	.623
Mike Vrabel	2018-2021	3	43	27	0	.614
3. O.A. "Bum" Phillips	1975-1978	1	35	26	0	.574
Jerry Glanville	1986-1989*	3	35	33	0	.515
5. Jeff Fisher	1995-1998*	0	31	33	0	.484
6. Wally Lemm	1966-1969*	2	25	30	3	.457
7. Mike Munchak	2011-2013	0	22	26	0	.458
8. Mike Mularkey	2016-2017*	1	19	15	0	.559
9. Frank "Pop" Ivy	1962-1963	1	17	12	0	.586
10. Lou Rymkus	1960-1961	1	12	7	1	.625

* Does not include interim seasons

Note: Munchak, Mularkey, Ivy and Rymkus coached fewer than four seasons

When Vrabel was hired in 2018, he joined six other head coaches who joined (or rejoined) their respective clubs in the same offseason: **Jon Gruden** (Oakland/Las Vegas Raiders), **Matt Nagy** (Chicago Bears), **Matt Patricia** (Detroit Lions), **Frank Reich** (Indianapolis Colts), **Pat Shurmur** (New York Giants) and **Steve Wilks** (Arizona Cardinals). Of those seven coaches, Vrabel had the most wins from 2018 to 2021.

Vrabel, Reich and Nagy each led their respective teams to the playoffs twice in their first three seasons, while Vrabel was the only one from the group to go to the playoffs a third time in that span.

Most total wins from 2018 to 2021 by head coaches hired during the 2018 offseason (through 2021):

Coach	Team	Wins	Losses	Ties	Pct.	Playoff
						Appearances
1. Mike Vrabel	Tennessee	43	27	0	.614	3
2. Frank Reich	Indianapolis	38	30	0	.559	2
3. Matt Nagy	Chicago	34	33	0	.507	2
4. Jon Gruden	Las Vegas	22	31	0	.415	0
5. Matt Patricia	Detroit	13	29	1	.314	0
6. Pat Shurmur	N.Y. Giants	9	23	0	.281	0
7. Steve Wilks	Arizona	3	13	0	.188	0

TITANS TO PLAYOFFS IN YEAR 2 UNDER VRABEL

In 2019, Titans head coach **Mike Vrabel** became the franchise's sixth head coach in franchise annals to have the team in the playoffs within his first two full seasons.

Vrabel was the fourth head coach in Titans/Oilers history to win at least one playoff game in his first two full seasons, joining **Mike Mularkey** (2017 playoff victory), **Jack Pardee** (1991) and **Lou Rymkus** (1960 and 1961). He became the first head coach in the team's history to win multiple playoff games within his first two seasons.

Titans/Oilers head coaches in the playoffs within their first two full seasons:

Head Coach	1st Full Season as Head Coach	Postseason Berths in 1st 2 Seasons	Playoff Wins in 1st 2 Seasons
Mike Vrabel	2018	2019 (Year 2)	2
Mike Mularkey	2016*	2017 (Year 2)	1
Jack Pardee	1990	1990, 1991 (Years 1 & 2)	1
Wally Lemm	1966*	1967 (Year 2)	0
Frank "Pop" Ivy	1962	1962 (Year 1)	0
Lou Rymkus	1960	1960 (Year 1)	1

* Mularkey served as interim head coach for the final nine games of the 2015 season. Lemm was the head coach for the 1961 AFL Champion Oilers after taking over as head coach for the final nine games of the season. He left the team following the season and returned in 1966.

TITANS/OILERS HEAD COACH HISTORY

COACH	YEARS	WON	LOST	TIED	PCT.
Lou Rymkus	1960-61	12	7	1	.625
Wally Lemm	1961, 1966-70	38	40	4	.487
Frank "Pop" Ivy	1962-63	17	12	0	.586
Sammy Baugh	1964	4	10	0	.285
Hugh "Bones" Taylor	1965	4	10	0	.285
Ed Hughes	1971	4	9	1	.321
Bill Peterson	1972-73	1	18	0	.052
Sid Gillman	1973-74	8	15	0	.347
O.A. "Bum" Phillips	1975-80	59	38	0	.608
Ed Biles	1981-83	8	23	0	.258
Chuck Studley	1983	2	8	0	.200
Hugh Campbell	1984-85	8	22	0	.266
Jerry Glanville	1985-89	35	35	0	.500
Jack Pardee	1990-94	44	35	0	.556
Jeff Fisher	1994-2010	147	126	0	.538
Mike Munchak	2011-13	22	26	0	.458
Ken Whisenhunt	2014-15	3	20	0	.130
Mike Mularkey	2015-17	21	22	0	.488
Mike Vrabel	2018-22	43	27	0	.614


Records include postseason



TITANS ASSISTANT COACHES

SHANE BOWEN DEFENSIVE COORDINATOR

[Click For Complete Online Bio](#)



- Bowen was promoted to defensive coordinator in 2021 after spending his first three seasons with the Titans as outside linebackers coach.
- In 2021, the Titans ranked second in rushing defense (84.6), 12th in total defense (329.8 per game), sixth on third down (36.7 percent) and sixth in scoring defense (20.8 points per game). They tied for ninth in sacks (43), while outside linebacker Harold Landry III (12 sacks) and defensive linemen Denico Autry (nine sacks) and Jeffery Simmons (8.5) made the Titans the only NFL team in 2021 to have three players with at least eight sacks. Landry, Simmons and safety Kevin Byard were all named to the Pro Bowl, with Byard adding first-team All-Pro honors.
- In 2020, he added defensive play-caller to his responsibilities as outside linebackers coach. The Titans defense ranked seventh in the NFL with 23 takeaways, which tied for the most by a Titans defense since 2013 (25). The Titans also tallied 15 interceptions, which ranked seventh in the NFL and the most by the Titans since 2012 (19).
- Bowen joined the Titans in 2018 after spending two seasons (2016-17) as a defensive assistant for the Houston Texans. He arrived with nine years of coaching experience.
- In 2016, Bowen was part of a Texans staff that produced the NFL's number one defense (yards allowed) for the first time in franchise history. In 2017, the defense ranked fifth in third-down defense and set a franchise record for yards per carry by opponents (3.97).
- He also served at Kennesaw State as linebackers coach (2013-15), at Ohio State as a defensive graduate assistant (2012). He began his coaching career as an assistant at Georgia Tech (2009-11).
- A native of Pickerington, Ohio, Bowen was a three-year letter winner at Georgia Tech as an outside linebacker.

TODD DOWNING OFFENSIVE COORDINATOR

[Click For Complete Online Bio](#)



- Downing was promoted to offensive coordinator in 2021 after initially joining the Titans in 2019 as tight ends coach. He came to the team with 18 years of previous NFL coaching experience.
- In 2021, the Titans offense ranked fifth in rushing (141.4 yards per game) despite missing Derrick Henry for nine games due to injury. The offense also ranked eighth on third down (43.6 percent), fifth in the red zone (63.9 percent) and first in goal-to-go efficiency (87.5 percent). Injuries led to the Titans tying for the league high with 39 total players used on offense. They had 25 offensive players with at least one scrimmage touch, which tied for the league's third-highest total.
- From 2019 to 2020, the Titans tight ends' 21 touchdowns tied for the third-highest total in the NFL among tight end groups. Over those two seasons the Titans tight ends also produced the league's seventh-best receiving yardage total (1,915) and tied for the eighth-best reception total (170).
- Among their peers in 2020, the Titans tight end corps ranked second in total touchdowns (14), third in touchdown receptions (12), sixth in receptions (94) and ninth in receiving yards (967). Jonnu Smith tied the franchise single-season record for tight ends with eight touchdown catches, which also tied for third place in the NFL in 2020.
- In his first season with the Titans (2019), Downing helped Smith set then-career highs in receptions (35) and yards (439), while Anthony Firkser (15 games) and MyCole Pruitt (10 starts) emerged as steady contributors.
- He spent 2018 as the tight ends coach for the Minnesota Vikings, helping Pro Bowl tight end Kyle Rudolph post the second-highest reception (64) and yardage totals (634) of his career.
- Downing spent three seasons (2015-17) with the Oakland Raiders, first as quarterbacks coach and then one season as offensive coordinator. In each of his three seasons with the Raiders, quarterback Derek Carr earned a Pro Bowl invitation.
- Downing coached the quarterbacks for one season (2014) in Buffalo and spent five seasons (2009-13) with the Detroit Lions. He originally joined the Lions as an offensive quality control coach and worked his way up to

TITANS ASSISTANT COACHES

quarterbacks coach for the final three seasons.

- Downing began his NFL coaching career with the Minnesota Vikings (2001-05) and then the St. Louis Rams (2006-08).
- The Minneapolis, Minn., native attended the University of Minnesota.

CRAIG AUKERMAN SPECIAL TEAMS

[Click For Complete Online Bio](#)


- Aukerman was promoted to special teams coach in 2018. He joined the Titans in January 2017 as the assistant special teams coach.
- In 2021, kicker Randy Bullock finished ninth in franchise history with 120 points in a single season, while Brett Kern had the league's third-best ratio of punts inside the 20 to touchbacks (18:1). Chester Rogers ranked fifth in the NFL with a 9.8-yard punt return average, the best by a Titans player since 2012 (13.2 by Darius Reynaud). The kickoff coverage unit ranked eighth in the league (20.3-yard average).
- In 2020, Titans punter Brett Kern's 59.5 percent (22 of 37) of punts placed inside the 20 was the best of any player with at least 30 punts in a season since 1991.
- In 2019, the Titans finished fourth in the NFL in net punting and tied for the NFL lead with four total blocked kicks. Brett Kern was named to his third consecutive Pro Bowl.
- The 2018 Titans set the NFL kickoff return average record (32.0).
- Prior to his arrival in Tennessee, he gained 17 years of coaching experience, including 10 seasons on the college level and seven years in the NFL.
- He spent four seasons (2013-16) with the San Diego Chargers working with their special teams, first as an assistant special teams coach (2013-15) and then as the special teams coordinator (2016).
- He also spent time in the NFL on the coaching staffs with the Jacksonville Jaguars (2011-12) and Denver Broncos (2010).
- In the college ranks, he coached at Findlay (2000), Miami (Ohio) (2001-02, 2005-08), Western Kentucky (2003-04), and Kent State (2009).
- Aukerman was a two-time NAIA All-American at the University of Findlay (Ohio), where he played defensive back and wide receiver from 1995-98.



BRIAN BELL SPORTS PERFORMANCE COORDINATOR

[Click For Complete Online Bio](#)

- Bell joined the Titans in 2018 after spending three seasons with the Houston Texans as assistant strength and conditioning coach. He was a member of back-to-back AFC South Division Championships in his first two campaigns in Houston.
- Bell was an assistant strength and conditioning coach at Penn State from 2012-13 and the head football strength and conditioning coach at his high school alma mater, DeMatha Catholic, in Hyattsville, Md., from 2011-12.
- Bell was a tight end and fullback at Kent State from 2002-06. In 2007, Bell signed with the Washington Commanders as an undrafted free agent and served on the team's practice squad.



CHASE BLACKBURN ASSISTANT SPECIAL TEAMS

[Click For Complete Online Bio](#)

- Blackburn joined the Titans in 2022 after six seasons on the Carolina Panthers staff, including four years (2018-21) as special teams coordinator.
- Under Blackburn in 2021, the Panthers ranked eighth in punt return coverage (7.4 yards per opponent return) and eighth in field goal percentage (89.7).
- In 2020, Carolina posted the NFL's seventh-ranked kickoff return average (25.3) and placed seventh in kickoff return average allowed (20.6).
- Panthers rookie kicker Joey Slye set a franchise record in 2019 by connecting on an NFL-best eight field goals of 50 yards or longer.
- In 2018, the Panthers ranked sixth in the league in field goal accuracy (19-of-21) and fifth in the NFL in average starting field position (27.1).
- Graham Gano earned his first Pro Bowl selection in 2017 after setting a franchise record with an NFL-leading 96.7 field goal percentage (29



of 30).

- Blackburn made his coaching debut in 2016 after serving as a coaching intern with the Panthers during the 2016 offseason.
- As a player, Blackburn played 10 NFL seasons for the New York Giants (2005-12) and Panthers (2013-14). His career totals included 265 tackles, 4.5 sacks and four interceptions in 132 games (45 starts). As a special teams player, he tallied 123 career tackles, two forced fumbles and three fumble recoveries.
- Originally signed as an undrafted rookie free agent by the Giants in 2005, Blackburn led the team in special teams tackles for six consecutive years from 2005 to 2010. In 2008, he was named a Pro Bowl alternate as a cover specialist, and he earned two Super Bowl rings with the Giants (XLII and XLVI).
- The Marysville, Ohio, native was a three-year starter at linebacker and defensive end for Akron.

SCOTT BOOKER SAFETIES

[Click For Complete Online Bio](#)


- Booker joined the Titans in 2018 after spending 15 seasons in the college coaching ranks. After two seasons as a defensive assistant, he was promoted to safeties coach in 2020.
- In 2021, Booker helped Kevin Byard earn first-team All-Pro and Pro Bowl honors. Byard became the franchise's first player to lead the team in tackles (88) and interceptions (five) in the same season since the team began tracking individual tackle statistics in 1974. Byard's 13 passes defended led all NFL safeties. Meanwhile, Amani Hooker was a full-time starter for the first time in his career and totaled a career-best 62 tackles.
- In 2020, the Titans defense ranked seventh in the NFL with 15 interceptions, which was most by the Titans since 2012. Safety Kevin Byard led the defense and set a career high with 111 tackles.
- He spent the 2017 season as the safeties coach/special teams coordinator at Nebraska.
- Previously, Booker spent seven years (2010-16) at Notre Dame, as a tight ends/special teams coordinator (2012-16) and offensive intern (2010-11). He coached the secondary at Western Kentucky for one season (2009).
- Booker began his coaching career at his alma mater Kent State as a graduate assistant (2003-04) and secondary coach (2005-08).
- The Pittsburgh, Pa., native played collegiately at Kent State.



KYLAN BUTLER OFFENSIVE ASSISTANT

[Click For Complete Online Bio](#)

- Butler joined the Titans for 2021 as part of the The NFL Bill Walsh Diversity Coaching Fellowship after seven years coaching at the collegiate level.
- Before arriving in Tennessee, he spent two seasons coaching wide receivers at Morehead State University. He also served as co-special teams coordinator in 2019 and was promoted to associate head coach for 2020-21. After the fall 2020 season was postponed due to the COVID-19 pandemic, Butler helped coach the team in its games during the spring of 2021.
- He spent two years at Glenville (W.Va.) State College, first as running backs coach in 2017 and then as offensive coordinator/wide receivers coach in 2018.
- Butler began his coaching career in 2014 at his alma mater, the University of Arizona, and spent three total seasons as an offensive graduate assistant.
- A native of Antioch, Calif., he appeared in 35 career games as a running back and on special teams for the Arizona Wildcats.



TITANS ASSISTANT COACHES

KEITH CARTER OFFENSIVE LINE

[Click For Complete Online Bio](#)

- Carter joined the Titans in 2018 with 13 years of prior coaching experience, including five seasons in the NFL.
- In 2021, injuries forced the Titans use seven different starting offensive line combinations, including five different starters at left tackle. However, the offense managed to finish fifth in rushing, averaging 141.4 rushing yards per game. Left guard Rodger Saffold III was named to his first career Pro Bowl.
- In 2020, while using three different starting left tackles, the Titans had the NFL's second-ranked rushing offense (168.1 yards per game), and the unit's 25 sacks allowed was the sixth-best finish in the league. Derrick Henry (2,027 rushing yards) led the NFL in rushing for the second consecutive season and recorded the fifth-highest single-season rushing total in NFL history.
- In 2019, the Titans finished third in the NFL in rushing offense with Henry leading the league in rushing yards (1,540). Rookie Nate Davis started 15 consecutive games (including playoffs) at right guard.
- Prior to arriving in Tennessee, he spent three seasons with the Atlanta Falcons as running backs coach (2017) and assistant offensive line coach (2015-16). The 2016 Falcons offensive line protected NFL MVP Matt Ryan and paved the way for the NFL's fifth-best rushing attack while also winning the NFC Championship.
- He tallied two seasons as the offensive quality control coach for the Seattle Seahawks (2012-13).
- In the college ranks, Carter has experience as the offensive line/run game coach at San Jose State (2014), tight ends (2009) and offensive line coach (2010-11) at the University of San Diego, offensive line coach at University of the Redlands (2007-08), tight ends coach at Wagner College (2006) and as an undergraduate assistant at UCLA (2005).
- The Downingtown, Pa., native was a tight end, H-back and fullback at UCLA.



- In 2019, the Titans finished third in the NFL in rushing offense with Henry leading the league with 1,540 rushing yards.
- In 2018, the Titans finished with the NFL's seventh-ranked rushing offense, as Henry ranked second in the AFC with 1,059 rushing yards.
- Prior to his arrival in Tennessee, Dews coached running backs at West Virginia in 2017.
- Dews had stints coaching wide receivers at Arizona (2012-16), tight ends at Pittsburgh (2011), wide receivers at Michigan (2008-10), wide receivers at West Virginia (2007), linebackers at UNLV (2006), special teams (2005) and tackles/tight ends (2004) at Central Michigan, defensive line at Holy Cross (2002), offensive line at California (Pa.) and defensive line at Millersville (1998). He was a graduate assistant at West Virginia from 1999-2001.
- A native of Clifton, Va., Dews played tight end at Liberty University, where he was the team's leading receiver in both of his final two seasons.

ERIK FRAZIER OFFENSIVE SKILL ASSISTANT

[Click For Complete Online Bio](#)

- Frazier joined the Titans in 2021 after two seasons as wide receivers coach/pass game coordinator at Montana State.
- In 2021, Frazier contributed to an offense that ranked fifth in rushing (141.4 yards per game) eighth on third down (43.6 percent), fifth in the red zone (63.9 percent) and first in goal-to-go efficiency (87.5 percent).
- Served as the Bill Walsh Minority Intern with the New York Giants (2019), Minnesota Vikings (2018) and Kansas City Chiefs (2017).
- Also had previous stints coaching at Delaware Valley (wide receivers, 2014; wide receivers/quarterbacks, 2015), Dayton (wide receivers, 2016), Northwestern (graduate assistant, 2017) and Western Illinois (wide receivers, 2018).
- A native of Philadelphia, Pa., he earned Division II All-America honors in 2011 as a wide receiver at Kutztown University.



RYAN CROW OUTSIDE LINEBACKERS

[Click For Complete Online Bio](#)


- Crow was promoted to outside linebackers coach in 2021 after initially joining the Titans in 2018. He arrived with seven previous seasons of coaching experience in the college ranks.
- In 2021, Titans outside linebackers accounted for 19 total sacks, including 12 sacks by Harold Landry III, who led the team, set a career high and ranked 10th in the NFL. Landry was named to his first career Pro Bowl.
- After serving as a defensive assistant for his first two seasons with the Titans, his title was changed to assistant special teams coach in 2020.
- Crow served as a graduate assistant at Ohio State (2017) and worked primarily with linebackers.
- Crow spent three seasons at Baldwin Wallace University as offensive coordinator/offensive line coach (2015-16) and offensive line coach (2014). He also spent three seasons at Purdue as a graduate assistant working with the offensive line (2012-13) and one season as assistant strength coach (2011).
- A native of Findlay, Ohio, Crow played linebacker at Bowling Green and earned a scholarship after initially walking on.



JASON HOUGHTALING OFFENSIVE LINE ASSISTANT

[Click For Complete Online Bio](#)

- Houghtaling (pronounced (HO-tail-ing)) joined the Titans in 2021. He spent 2020 as offensive line coach with Colgate.
- In 2021, injuries forced the Titans to use seven different starting offensive line combinations, including five different starters at left tackle. However, the offense managed to finish fifth in rushing, averaging 141.4 rushing yards per game. Left guard Rodger Saffold III was named to his first career Pro Bowl.
- Houghtaling spent 12 total seasons over three stints at Wagner College (2006-09, 2011-12, 2014-19), including serving as head coach for the Seahawks from 2015 to 2019.
- He also served as head coach at Hudson Valley Community College in 2010 and as the offensive coordinator at Cornell in 2013.
- A native of Windsor, N.Y., he attended Lafayette College and played defensive line before injuries ended his career. He graduated from the University of Binghamton.



TONY DEWS RUNNING BACKS

[Click For Complete Online Bio](#)

- Dews joined the Titans in 2018 with 20 previous years of coaching in the college ranks.
- In 2021, the Titans were fifth in rushing offense, averaging 141.4 rushing yards per game. Derrick Henry ranked ninth in the NFL with 937 rushing yards despite missing nine games. With Henry out, D'Onta Foreman (566 rushing yards) and Dontrell Hilliard (350) each set career highs in rushing yards.
- In 2020, the Titans had the NFL's second-ranked rushing offense (168.1 yards per game). Derrick Henry led the NFL in rushing for the second consecutive season and produced the eighth 2,000-yard rushing season in league history. Henry's 2,027 rushing yards ranked fifth in NFL history.



TITANS ASSISTANT COACHES

TIM KELLY

PASSING GAME COORDINATOR

[Click For Complete Online Bio](#)

- Kelly joined the Titans in 2022 after three seasons as the offensive coordinator for the Houston Texans.
- Kelly arrived in Tennessee with eight years of NFL experience, all with the Texans. He initially joined the Texans as an offensive quality control coach in 2014 and then was named offensive quality control/assistant offensive line coach in 2016. He was promoted to tight ends coach in 2017 and then elevated to offensive coordinator in 2019.
- In 2021, he guided quarterback Davis Mills to the second-best passer rating (88.8) among all rookie quarterbacks.
- In 2020, he directed an offense that ranked fourth in passing yards and 13th overall. Quarterback Deshaun Watson led the NFL with a career-best 4,823 passing yards, while also setting career marks in passing touchdowns (33), passer rating (112.7) and lowest interception total (seven).
- In 2019, his first season as offensive coordinator, Kelly's offense featured a 3,500-yard passer (Watson), a 1,000-yard receiver (DeAndre Hopkins) and a 1,000-yard rusher (Carlos Hyde).
- Kelly also has six years of college coaching experience with stops at Penn State (2012-13), Ball State (2011), Minnesota State-Moorhead (2010) and Illinois Wesleyan (2008-09).
- As a college player, Kelly played 48 games at defensive tackle and served as a team captain for Eastern Illinois.



BOBBY KING

INSIDE LINEBACKERS

[Click For Complete Online Bio](#)

- King joined the Titans in 2022 after spending the previous five seasons with the Houston Texans.
- King arrived in Tennessee with 12 years of NFL coaching experience, including eight total seasons with the Houston Texans (2017-21, 2011-13). He coached the defensive line in 2021 after leading the inside linebackers from 2017 to 2020.
- In 2020, linebacker Zach Cunningham led the NFL with a career-high 163 tackles on the season.
- In 2018, linebacker Benardrick McKinney earned Pro Bowl honors after posting 105 stops, seven passes defended, five tackles for loss, 1.5 sacks, a forced fumble and an interception. The Texans 2018 defense led the league in opponent average rushing yards per carry (3.44) and ranked third in rushing yards allowed (1,323).
- Before returning to the Texans in 2017, King spent three seasons (2014-16) with the San Diego Chargers as assistant linebackers coach. His first stint in Houston was as assistant linebackers coach (2012-13) and defensive assistant (2011). He entered the NFL as defensive quality control/assistant linebackers coach for Dallas in 2010.
- King spent seven seasons in the college game with stops at West Texas A&M (2008-09, 2005), Baylor (2006-07) and his alma mater, Texas-El Paso (2002-03), where he previously was a two-year starter on the defensive line.




ZAK KUHR

INSIDE LINEBACKERS ASSISTANT

[Click For Complete Online Bio](#)

- Kuhr joined the Titans in 2020 after a season as offensive analyst at the University of Texas in 2019.
- In 2021, the rotation at inside linebacker included Rashaan Evans, Jayon Brown, David Long Jr. and Zach Cunningham. The quartet accounted for 212 total tackles and five interceptions, including Long's career highs of 75 tackles and two interceptions.
- He spent two seasons at Texas State. In addition to coaching running backs for the Bobcats from 2017-18, he was the co-offensive coordinator in 2017 and the offensive coordinator/assistant head coach in 2018.
- He coached running backs at Rutgers in 2016.
- Following the 2013 season as a graduate assistant at Old Dominion, he spent two years at James Madison, where he coached running backs in



2014 and added co-offensive coordinator to his title in 2015.

- He interned under Urban Meyer at Ohio State from 2011 to 2012 after a two-year stint as a special teams coordinator at Edward Waters College.
- A native of Jacksonville, Fla., he attended the University of Florida.

CLINTON McMILLAN

DEFENSIVE LINE ASSISTANT

[Click For Complete Online Bio](#)

- McMillan initially joined the Titans in 2021 as part of the NFL's Bill Walsh Coaching Fellowship.
- In 2021, he primarily worked with the Titans outside linebackers. The group accounted for 19 total sacks, including 12 sacks by Harold Landry III, who led the team, set a career high and ranked 10th in the NFL. Landry was named to his first career Pro Bowl.
- McMillan was a senior analyst at Florida State from 2020 until joining the Titans in 2021.
- McMillan was defensive line coach at the University of Tennessee at Martin from 2017-19 and also held the titles of defensive run game coordinator and co-special teams coordinator in his time with the Skyhawks. He coached four all-conference performers during his tenure and in 2019 helped UTM lead the conference with 25 sacks.
- He began his coaching career at Sanford Seminole High School and Winter Park High School before stints at Weber State (2012-14), Marshall (2014-16) and Ohio Dominican (2017).
- McMillan played four years at defensive tackle for the University of Florida, appearing in 48 games and helping the Gators win the 2006 national championship.




ANTHONY MIDGET

SECONDARY

[Click For Complete Online Bio](#)

- Midget was hired by the Titans in 2020 to coach the Titans secondary. He arrived in Tennessee with 14 years of coaching experience, including six seasons (2014-19) with the Houston Texans.
- In 2021, the Titans secondary incorporated new regular starters at cornerback (Kristian Fulton and Jackrabbit Jenkins), safety (Amani Hooker) and nickel back (Elijah Molden). The defense tied for 10th place in the NFL with 16 interceptions and tied for fourth place in the NFL with 83 passes defended. Safety Kevin Byard was a first-team All-Pro and Pro Bowl selection with a team-high five interceptions. Fulton tied for 11th place in the NFL with 14 passes defended.
- In 2020, Titans defense ranked seventh in the NFL with 15 interceptions. Cornerback Malcolm Butler's five combined interceptions in the regular season and postseason tied for fourth in the league. Safety Kevin Byard led the defense and set a career high with 111 tackles.
- From 2018-19, he was the Texans secondary coach. In 2018, the Texans finished ninth in the NFL with 15 interceptions and ranked fourth in points allowed (19.8 per game).
- He joined the Texans in 2014 as the assistant secondary coach and spent four seasons in that role before being promoted.
- Before joining the NFL, he spent one season at Penn State coaching safeties (2013) and five seasons (2008-12) at Georgia State, including his final season there as defensive coordinator.
- His college coaching career started at his alma mater as a graduate assistant at Virginia Tech (2007) after entering coaching at Lake Worth (Fla.) High School from 2003-06.
- A Florida native, Midget was a three-year starter at cornerback for Virginia Tech and was a fifth-round selection by the Atlanta Falcons in 2000.



TITANS ASSISTANT COACHES

ROB MOORE

WIDE RECEIVERS

[Click For Complete Online Bio](#)

- Moore joined the Titans in 2018 with 16 years of NFL experience as a player and coach.
- In 2021, Brown posted a team-best 63 receptions, 869 receiving yards and five touchdown catches, becoming the first player in franchise annals to begin his career with at least 50 receptions and five touchdown receptions in three consecutive seasons. Nick Westbrook-Ikhine set career highs with 38 receptions, 476 receiving yards and four touchdown catches, helping to make up for significant time lost in 2021 by the receiving corps due to injuries. Brown, Julio Jones, Marcus Johnson, Cameron Batson and Racey McMath all had at least one stint on injured reserve.
- In 2020, Brown was selected to the Pro Bowl in his second year after posting 70 receptions for 1,075 yards and 11 touchdowns. Corey Davis set career highs with 984 receiving yards and five touchdowns and tied his career high with 65 catches.
- In 2019, Brown led the 2019 NFL rookie class in receiving yards (1,051), tied for the rookie lead in touchdown receptions (eight), ranked fifth among rookies in receptions (52) and ranked second among all NFL players in receiving average (20.2).
- In 2018, Davis, led the offense in his second season with 65 receptions, 891 receiving yards and four touchdowns, seeing dramatic increases from his rookie campaign.
- Moore spent three seasons (2015-17) as the wide receivers coach for the Oakland Raiders and one year (2014) with the Buffalo Bills.
- During his three years in Oakland, he worked with Amari Cooper and Michael Crabtree, who totaled 435 receptions, 5,556 receiving yards and 43 touchdowns in that time.
- During his one year in Buffalo, he worked with Sammy Watkins, who set franchise records for a rookie with 65 receptions for 982 yards.
- Moore also spent time coaching at Syracuse (2010-13), Phoenix (Ariz.) Junior College (2009) and Montclair (N.J.) High School (2002-03).
- A native of Hempstead, N.Y., Moore had a 12-year NFL career playing for the New York Jets (1990-94) and Arizona Cardinals (1995-2001).



FRANK PIRAINO

DIRECTOR, SPORTS PERFORMANCE

[Click For Complete Online Bio](#)

- Piraino joined the Titans in 2019 after serving as head strength and conditioning coach for football at Boston College, where he spent six total seasons (2013-18).
- Piraino joined head coach Steve Addazio at Boston College after spending two seasons (2011-12) as his head strength and conditioning coach at Temple and one year as the head strength and conditioning coach for football at Marshall (2010).
- He served on the strength and conditioning staff at the University of Florida for five years (2005-09), during a stretch when Florida won a pair of national championships (2006 and 2008) under head coach Urban Meyer.
- He also spent time at Notre Dame (2004), Michigan State (2003-04) and Walsh Jesuit (Cuyahoga Falls, Ohio) High School (2000-03), as well as an internship with the Cleveland Indians (2000-01).
- Piraino graduated from the University of Akron and later earned a master's degree from Michigan State.



TYLER ROUSE

SPORTS PERFORMANCE ASSISTANT

[Click For Complete Online Bio](#)

- Rouse joined the Titans in 2022 as sports performance assistant after five seasons coaching in the collegiate ranks.
- In 2021, Rouse was on the staff at Colorado State University as assistant strength and conditioning coach. He spent the previous four seasons (2017-20) with the same title at his alma mater, Boston College.
- During a four-year playing career as a running back at Boston College, Rouse appeared in 48 games and rushed for 852 yards and 12 touchdowns on 199 attempts. A three-year starter, he added 22 receptions for 284 yards and a score and also returned 24 punts for 313 yards.
- The Baldwinsville, N.Y., native received his bachelor's degree from Boston College in 2017 and added a master's in sport administration in 2019.



PAT O'HARA

QUARTERBACKS

[Click For Complete Online Bio](#)

- O'Hara joined the Titans in 2018 after spending three seasons (2015-17) with the Houston Texans as an offensive assistant who helped coach quarterbacks. He arrived in Tennessee with 19 previous seasons of coaching experience.
- In 2021, Ryan Tannehill placed third on the franchise's single-season passing charts in attempts (531), completions (357) and completion percentage (67.2), and he ranked fourth with 3,734 passing yards. He became the only quarterback other than Moon (1989-1991) to record multiple seasons with at least 3,500 passing yards with the franchise.
- In 2020, Tannehill ranked fifth in the NFL with a 106.5 passer rating, which was second in franchise history behind Tannehill's own 2019 record of 117.5. Tannehill produced top-five numbers on several other franchise single-season lists in 2020, including 40 total touchdowns (first), 3,819 passing yards (third), 33 touchdown passes (tied for second), 65.5 completion percentage (fourth) and 7.9 yards per attempt (tied for fifth).
- In 2019, Tannehill led the NFL in passer rating (117.5—fourth in NFL history) and passing average (9.6). Tannehill set franchise records in both categories in addition to the team's completion percentage benchmark (70.3).
- In 2018, quarterback Marcus Mariota set a then-franchise record with a 68.9 completion percentage. He also finished with a career-best average of 7.64 yards per attempt and a career-low eight interceptions.
- O'Hara spent 10 years coaching in the Arena Football League, including stints as a head coach for the Los Angeles Avengers (2009), Tri-Cities Fever (AF2, 2009), Orlando Predators (2010-11) and New Orleans Voo-Doo (2012-14).
- O'Hara was an offensive coordinator for the AFL's Tampa Bay Storm for three seasons (2005, 2007-08).
- A native of Santa Monica, Calif., O'Hara was a 10th round selection for the Tampa Bay Buccaneers in the 1991 NFL Draft.



JIM SCHWARTZ

SENIOR DEFENSIVE ASSISTANT

[Click For Complete Online Bio](#)

- Schwartz rejoined the Titans in 2021 as senior defensive assistant. He previously spent 10 seasons with the Titans from 1999 to 2008 and was the team's defensive coordinator from 2001 to 2008.
- In 2021, he helped the Titans finish second in rushing defense (84.6), 12th in total defense (329.8 per game), sixth on third down (36.7 percent) and sixth in scoring defense (20.8 points per game).
- He has 14 years of experience as an NFL defensive coordinator and an additional five years as the head coach of the Detroit Lions (2009-13).
- From 2016 to 2020, Schwartz was the defensive coordinator with the Philadelphia Eagles. During his five seasons in Philadelphia, the Eagles ranked third in third-down defense (35.9 percent), sixth in red-zone defense (52.7 percent), third in rushing defense (99.1 yards per game) and seventh in sacks (208).
- In 2020, the Eagles defense ranked third in the NFL with 49 sacks, and in 2019, the team led the NFL in forcing three-and-out drives (27.5 percent).
- In Philadelphia's 2017 Super Bowl winning season, he guided the Eagles to the league's best rushing defense (79.2 yards allowed), the third best third-down defense (32.2 percent) and the fourth best takeaway total (31).
- Schwartz originally joined the Titans as a defensive assistant (1999) and then linebackers/third-down package (2000) before taking the reins as defensive coordinator in 2001.
- He is a native of Baltimore, Md., and a graduate of Georgetown University.



TITANS ASSISTANT COACHES

LUKE STECKEL

TIGHT ENDS

[Click For Complete Online Bio](#)

- Steckel was promoted to tight ends coach in 2021 following eight previous years with the organization.
- In 2021, Steckel worked with a core group of tight ends that included Geoff Swaim, MyCole Pruitt and Anthony Firkser. Swaim set career highs in starts (16), receptions (31) and touchdowns (three), while Pruitt established career bests in receptions (14), receiving yards (145) and touchdowns (three). Firkser totaled 34 catches for 291 yards and a career-best two touchdown receptions.
- Steckel joined the Titans in 2013 as an assistant to the head coach and was promoted to offensive assistant the following season. He also served as assistant wide receivers coach in 2017.
- In 2020, the Titans offense ranked second overall (396.4 yards per game), second in rushing (168.1) and fourth in scoring (30.7 points per game).
- The 2019 Titans ranked third in the NFL in rushing, first in red zone efficiency and fourth in yards per play.
- He joined the Titans after spending four seasons (2009-2012) with the Cleveland Browns as the assistant to the head coach.
- He spent three seasons as a linebacker at Princeton (2004-06), where he helped lead the Tigers to an Ivy League Championship.
- He is the son of former Titans offensive coordinator Les Steckel and attended Brentwood (Tenn.) High School.



JOHN STREICHER

COORDINATOR OF FOOTBALL DEVELOPMENT

[Click For Complete Online Bio](#)

- Streicher was promoted to coordinator of football development in 2020 after previously serving the team as assistant to head coach Mike Vrabel.
- Streicher joined the Titans in 2018 following two years (2016-17) as Texas State's director of football operations. There he managed the day-to-day operations of the program and oversaw recruiting under Bobcats head coach Everett Withers.
- From 2014-15, Streicher served on James Madison's football staff. He was promoted to the director of football operations and player personnel in 2015 after originally joining JMU as special assistant to the head coach.
- A native of Cincinnati, Ohio, Streicher went to James Madison after spending six seasons on the football staff at Ohio State.



MIKE SULLIVAN

ASSISTANT OFFENSIVE LINE

[Click For Complete Online Bio](#)

- Sullivan joined the Titans in 2014 and has worked with the offensive line since that time.
- In 2021, Sullivan completed his eighth season with the team. Injuries forced the Titans to use seven different starting offensive line combinations, including five different starters at left tackle. However, the offense managed to finish fifth in rushing, averaging 141.4 rushing yards per game. Left guard Rodger Saffold III was named to his first career Pro Bowl.
- In 2020, the Titans had the NFL's second-ranked rushing offense (168.1 yards per game), and the unit's 25 sacks allowed was the sixth-best finish in the league. Derrick Henry led the league and recorded the fifth-highest single-season rushing total in NFL history with 2,027 rushing yards.
- In 2019, the Titans finished third in the NFL in rushing offense with Henry leading the league in rushing yards (1,540). Rookie Nate Davis started 15 consecutive games (including playoffs) at right guard.
- He joined the Titans in 2014 after one season as offensive line coach for the Cleveland Browns (2013).



- Sullivan spent four seasons (2009-12) as offensive line coach for the San Diego Chargers. He had two other stints with the Browns as offensive line coach (2007-08) and assistant offensive line coach (2001-04).
- He has three seasons of college experience, as offensive line coach for Western Michigan (2005-06) and as a graduate assistant for the University of Miami (Fla.) (2000).
- Sullivan began his coaching career in 1997, spending five seasons coaching in Europe.
- A native of Chicago, Ill., Sullivan played in 48 games for the Tampa Bay Buccaneers from 1992-95.

TERRELL WILLIAMS

DEFENSIVE LINE

[Click For Complete Online Bio](#)

- Williams joined the Titans in 2018 with 20 previous years of coaching experience, including six seasons in the NFL.
- In 2021, the Titans defensive line accounted for 22 total sacks, including nine sacks by free agent acquisition Denico Autry, who tied his career high. Jeffery Simmons was named to his first career Pro Bowl after setting career highs in several categories, including sacks (8.5), tackles (54), quarterback pressures (58), tackles for loss (12) and passes defended (six).
- In 2020, Simmons continued to emerge as one of the NFL's top young talents. Simmons ranked second on the team with 19 quarterback pressures and became the first player in the franchise's "Titans era" (since 1999) to post at least three fumble recoveries, three sacks and five passes defended in the same season.
- In 2019, Williams helped acclimate Simmons to the NFL as a first-round rookie, while veteran Jurrell Casey earned his fifth consecutive Pro Bowl berth.
- In 2018, Casey was named to the Pro Bowl after leading the defense with seven sacks. The Titans defense ranked eighth overall and third in points allowed.
- He spent three seasons coaching the defensive line with the Miami Dolphins (2015-17).
- During Williams' tenure with the Dolphins, Cameron Wake tallied 29 sacks, the eighth-highest total by a player, and Ndamukong Suh posted 15.5 sacks, the eighth-highest number of sacks among defensive tackles.
- Williams also spent three seasons coaching the defensive line with the Oakland Raiders (2012-14).
- Prior to joining the NFL coaching ranks, Williams spent time at Texas A&M (2010-11), Purdue (2006-09), Akron (2004-05), Youngstown State (2002-03), North Carolina A&T (1999-2001) and Fort Scott Community College (1998).
- A native of Los Angeles, Calif., Williams played collegiately at East Carolina as a nose tackle.



NISSAN STADIUM

In 2015, the Titans and Nissan North America announced the formation of a 20-year, exclusive naming-rights partnership that rebranded Nashville's downtown stadium as Nissan Stadium.



Nissan Stadium hosts all Titans home football games, Tennessee State University football games, the Music City Bowl, the CMA Music Festival and numerous other events.

The procurement of naming rights to Nissan Stadium fit the automotive company's 'Fewer, Bigger, Better' marketing strategy, which has included ongoing sponsorships of NBC's 'The Voice,' the Heisman House college football program and a major advertising presence in this year's Super Bowl. Nissan is also now the official automotive partner of the Tennessee Titans.

Nissan's ever-growing footprint in Tennessee includes vehicle and powertrain manufacturing facilities in Smyrna and Decherd respectively, along with its North American headquarters in Franklin.


The Nissan Smyrna Plant began operations in 1983 and employs more than 8,400 people. In 2014, the Smyrna plant assembled more than 648,000 vehicles, making it the highest volume automotive assembly plant in North America. Nissan also has a major manufacturing presence in Canton, Miss., along with research and development groups in California, Arizona and Michigan. In total, the company employs more than 22,000 employees in the U.S.

One component of the Titans-Nissan partnership is assisting charitable organizations throughout Middle Tennessee in an array of community outreach programs. A centerpiece of this is the annual "Taste of Titans" charitable event, for which Nissan serves as presenting sponsor. During the course of a 20-year relationship, a total of more than \$1 million resulting from these annual events is anticipated to be distributed to local non-profit organizations.

Nissan Stadium is a city-owned venue that has housed the Titans since 1999. The naming rights agreement includes the opportunity for Nissan branding on the exterior of the stadium, as well as stadium signage and other unique displays inside the stadium. LP Building Products held the naming rights to the stadium from 2006 until the Nissan partnership was established in 2015.

Titans/Oilers all-time regular-season record by home venue:

Stadium	Seasons	W-L-T	Pct.
Jeppesen Stadium	1960-1964	25-11-0	.694
Rice Stadium	1965-1967	11-10-0	.524
Astrodome	1968-1996	113-103-2	.523
Liberty Bowl	1997	6-2-0	.750
Dudley Field (Vanderbilt Stadium)	1998	3-5-0	.375
Nissan Stadium	1999-2021	107-78-0	.578



TICKET INFORMATION

Tickets for the 2022 season at Nissan Stadium are now on sale. To find out about ticket options, fans can visit TennesseeTitans.com/tickets, email ticketssales@titans.nfl.com or call (615) 565-4200. Information on season ticket memberships, single-game tickets, flex plans, group tickets, suite sales and "Fireball Fast Passes" is available.

Titans season ticket members receive the best seat locations at the best price, flexible interest-free payment plans and playoff ticket priority. Additional benefits include access to exclusive VIP events year-round, special discounts on concession items, pre-sales to Nissan Stadium events and concerts, and a unique season ticket member gift each season.

NISSAN STADIUM RECORD WHEN ...

The Titans at Nissan Stadium (1999-present):

	Games	Record	Pct.
Regular Season	185	107-78	.578
Postseason	6	2-4	.333
Combined	191	109-82	.571

Record When ...	Reg. Season	Playoffs
September	21-16	
October	25-21	
November	24-18	
December	34-22	
January	3-1	2-4
Thursday	5-3	
Friday	0-1	
Saturday	2-1	2-2
Sunday	92-70	0-2
Monday	7-3	
Tuesday	1-0	
Against own division	43-32	0-1
Against AFC	77-61	2-4
Against NFC	30-17	
Overtime games	7-6	1-0
In primetime	14-11	
Temperature 80+	7-6	
Temperature <40	9-10	1-2
Titans score 20 points	90-32	2-0
Titans score 30 points	39-6	1-0
Titans allow <20 points	69-13	1-2
Titans allow <10 points	16-0	
Titans net 300 yards	79-46	1-3
Opponents net <300 yards	51-11	1-2
Titans commit 0 turnovers	37-11	
Titans force 2 turnovers	70-23	

WINNING AT HOME

Since the 2016 season, the Titans have been one of the NFL's most successful teams at home. In 2021, they went 7-2 at home. They were one of four teams to win at least seven games at home, along with Green Bay (8-0), Tampa Bay (7-1) and Kansas City (7-2).

Highest winning percentage in home games (regular season) since 2016:

Team	Wins	Losses	Ties	Win Pct
1. Green Bay Packers	37	10	1	.781
2. Kansas City Chiefs	37	12	0	.755
3. Pittsburgh Steelers	35	13	1	.724
4. New England Patriots	35	14	0	.714
5. Baltimore Ravens	34	15	0	.694
6. Tennessee Titans	33	16	0	.673
7. New Orleans Saints	32	16	0	.667
8. Seattle Seahawks	31	17	0	.646
Dallas Cowboys	31	17	0	.646
Minnesota Vikings	31	17	0	.646

TITANS/OILERS ALL-TIME RECORD

	W	L	T
Regular Season:	463	480	6
Home	265	208	2
Road	198	272	4
As Titans (1999-present)	196	173	0
As Oilers (1960-1998)	267	307	6
Postseason:	17	23	0
Home	6	7	0
Road	11	15	0
Super Bowl (XXXIV)	0	1	0
As Titans (1999-present)	8	10	0
As Oilers (1960-1998)	9	13	0

All-time playoff appearances by the Oilers/Titans: 1960, 1961, 1962, 1967, 1969, 1978, 1979, 1980, 1987, 1988, 1989, 1990, 1991, 1992, 1993, 1999, 2000, 2002, 2003, 2007, 2008, 2017, 2019, 2020, 2021

All-time division titles by the Oilers/Titans: 1960, 1961, 1962, 1967, 1991, 1993, 2000, 2002, 2008, 2020, 2021

SIX CONSECUTIVE WINNING SEASONS

With a winning record secured during the 2021 regular season, the Titans recorded their sixth season with a winning record in six seasons since **Jon Robinson** was hired as general manager.

In the "Titans era" (1999–present), the team never before had as many as three consecutive winning campaigns.

With their 2021 record, plus their 2020 finish of 11-5 and their 9-7 marks every season from 2016 through 2019, the Titans have built the second-longest active streak of winning seasons in the NFL.

Most current consecutive winning seasons (through 2021):

Team	Total	Seasons
1. Kansas City Chiefs	9	2013–2021
2. Tennessee Titans	6	2016–2021
3. Los Angeles Rams	5	2017–2021
New Orleans Saints	5	2017–2021
5. Buffalo Bills	3	2019–2021
Green Bay Packers	3	2019–2021
7. (four tied)	2	

WINNING IN THE AFC SOUTH

Since the start of the 2017 season, the Titans have built the best division record in the AFC South.

In six divisional games in 2021, the Titans finished with a 5-1 record for the second consecutive season. The mark tied (2017) for their second-best divisional record since the formation of the AFC South in 2002.

Best division winning percentage in the AFC South from 2017–2021:

Team	Wins	Losses	Ties	Win %
1. Tennessee Titans	21	9	0	.700
2. Indianapolis Colts	16	14	0	.533
3. Houston Texans	14	16	0	.467
4. Jacksonville Jaguars	9	21	0	.300

Best final division records for the Titans since the AFC South was formed in 2002:

Season	Wins	Losses	Win %
1. 2002	6	0	1.000
2. 2021	5	1	.833
2020	5	1	.833
2017	5	1	.833
3. 2008	4	2	.667
2003	4	2	.667
2006	4	2	.667
2007	4	2	.667
7. 2019	3	3	.500
2018	3	3	.500
2011	3	3	.500

WINNING CLOSE GAMES

Since the beginning of the 2018 season, no NFL team has more wins than the Titans in games decided by three points or less.

In 2021, the Titans were 6-1 in games decided by three points or less. Their six such wins led the NFL and were the most in franchise history. Twenty-seven teams in 2021 had no more than three wins of three points or less.

The Titans won their first three games of 2020 by a total of six points—a 16-14 victory at Denver followed by a 33-30 win against the Jaguars and a 31-30 win at Minnesota. They closed the season with a 41-38 win at Houston.

Most wins in games decided by three points or less, 2018–2021:

Team	W	L	T	Win%
1. Tennessee Titans	15	6	0	.714
2. Las Vegas Raiders	12	6	0	.667
3. New Orleans Saints	11	6	0	.647
4. Cleveland Browns	10	6	1	.618
Houston Texans	10	8	0	.556
Seattle Seahawks	10	9	0	.526
Los Angeles Chargers	10	11	0	.476
8. Green Bay Packers	9	5	1	.633
Los Angeles Rams	9	6	0	.600
Baltimore Ravens	9	8	0	.529

CONSECUTIVE 11+ WIN SEASONS

With a 12-5 record in 2021, the Titans secured the franchise's fourth all-time set of back-to-back 11-win seasons. As the Oilers, the team went 11-5 in 1979 and in 1980. During the "Titans era" (since 1999), the team was 13-3 in both 1999 and 2000, and then 11-5 and 12-4 in 2002 and 2003, respectively.

Consecutive 11-win seasons, franchise history (regular season):

Season 1	Season 2	Total
2020 (11-5)	2021 (12-5)	2
2002 (11-5)	2003 (12-4)	2
1999 (13-3)	2000 (13-3)	2
1979 (11-5)	1980 (11-5)	2

TITANS ON LONG REST

Since **Mike Vrabel** became the head coach of the Titans in 2018, the Titans are 4-0 following their bye. They won post-bye games in 2018 at the Dallas Cowboys, in 2019 and 2021 against the Jaguars, and in 2020 against the Buffalo Bills (bye adjusted in schedule due to COVID-19).

Additionally, the Titans are 4-0 since 2018 on long rest following Thursday night games. That includes wins in 2018 at the New York Giants, in 2019 at the Atlanta Falcons, in 2020 at the Baltimore Ravens and in 2021 against the Miami Dolphins.

The Titans are one of two undefeated NFL teams since 2018 in regular season games with nine or more rest days in between games. The Pittsburgh Steelers are the other such club.

Best winning percentage from 2018 to 2021 with nine or more rest days between games (regular season):

Team	Games	Wins	Losses	Ties	Win Pct
1. Tennessee Titans	8	8	0	0	1.000
Pittsburgh Steelers	8	8	0	0	1.000
3. Atlanta Falcons	9	7	2	0	.778
Dallas Cowboys	9	7	2	0	.778
5. Indianapolis Colts	8	6	2	0	.750
Kansas City Chiefs	8	6	2	0	.750
Baltimore Ravens	8	6	2	0	.750
8. New Orleans Saints	7	5	2	0	.714
9. Buffalo Bills	6	4	2	0	.667
10. (three tied)					.625

Note: Does not include season openers; nine-day rest period does not include game days

DEFEATING LAST YEAR'S PLAYOFF TEAMS

In 2021, the Titans played eight games against teams that made the NFL playoffs in 2020 and went 7-1 in those opportunities. Their record included wins against the Seattle Seahawks, Indianapolis Colts (twice), Buffalo Bills, Kansas City Chiefs, Los Angeles Rams and the New Orleans Saints, with their lone loss at the Pittsburgh Steelers.

With five such wins in consecutive fashion from Week 6 to Week 10, they became the second team in NFL history to win five straight contests with each of the wins coming at the expense of a participant in the previous year's postseason. They joined the 2003 Philadelphia Eagles as the only teams to do so.

Since the 1970 NFL-AFL merger, the Titans were one of eight teams to go 7-1 (.875) or better with a minimum of seven games against the previous season's playoff participants.

Highest winning percentage in a season since 1970 against the previous year's playoff participants (minimum seven games):

Team	Season	G	W	L	T	Win%
1. New England Patriots	2007	8	8	0	0	1.000
New England Patriots	2003	7	7	0	0	1.000
New Orleans Saints	2002	7	7	0	0	1.000
4. Tennessee Titans	2021	8	7	1	0	.875
New Orleans Saints	2018	8	7	1	0	.875
New England Patriots	2010	8	7	1	0	.875
Indianapolis Colts	2000	8	7	1	0	.875
Dallas Cowboys	1992	8	7	1	0	.875
9. (10 tied)						.857

SEVEN-POINT COMEBACKS UNDER VRABEL

The Titans' 34-31 come-from-behind victory over the Buffalo Bills on Oct. 18, 2021 marked the seventh time **Mike Vrabel's** Titans won after trailing by at least seven points in the fourth quarter, and it was the second such occasion in 2021. They were down 30-16 at Seattle (Sept. 19) before rallying to win 33-30 in overtime.

Since Vrabel's tenure began in 2018, the Titans have had the NFL's most fourth-quarter comebacks of seven or more points.

Most victories since 2018 after trailing by seven or more points in the fourth quarter:

Team	Wins
1. Tennessee Titans	7
2. Kansas City Chiefs	5
Green Bay Packers	5
4. New Orleans Saints	4
Pittsburgh Steelers	4
Los Angeles Chargers	4
7. Baltimore Ravens	3
Chicago Bears	3
Washington Football Team	3
Las Vegas Raiders	3
New York Jets	3
Minnesota Vikings	3

Titans wins from 2018 to 2021 after trailing by seven or more points in the fourth quarter:

Date	Opponent	Largest 4th Quarter Deficit	Final Score
Sept. 30, 2018	Philadelphia	10-17	26-23 (OT)
Dec. 2, 2018	N.Y. Jets	13-22	26-22
Nov. 10, 2019	Kansas City	20-29	35-32
Oct. 18, 2020	Houston	29-36	42-36 (OT)
Nov. 22, 2020	at Baltimore	13-21	30-24 (OT)
Sept. 19, 2021	at Seattle	16-30	33-30 (OT)
Oct. 18, 2021	Buffalo	24-31	34-31

MOST PLAYERS/STARTERS IN 2021

During the 2021 regular season, a total of 91 players appeared in at least one game for the Titans. More players participated in at least one game for the Titans than any other team in NFL history outside of the 1987 strike season that included replacement players.

A league-high total of 43 players were used on defense by the Titans in 2021. Their 39 players on offense tied the Jacksonville Jaguars for the most in the league, while their 78 special teams players tied the New York Jets for the highest total.

Additionally, the Titans were among the 2021 leaders in total number of starters used.

Most total players used in 2021:

Team	Players
1. Tennessee Titans	91
2. New York Jets	87
3. Detroit Lions	85
Houston Texans	85
New Orleans Saints	85
6. Washington Football Team	82
7. Carolina Panthers	81
8. Jacksonville Jaguars	80
9. Cleveland Browns	79
San Francisco 49ers	79

Most players used in an NFL season (does not include 1987 season):

Team	Season	Players
1. Tennessee Titans	2021	91
2. New York Jets	2021	87
2. Houston Texans	2021	85
Detroit Lions	2021	85
New Orleans Saints	2021	85
6. San Francisco 49ers	2020	84
Miami Dolphins	2019	84
8. Washington Football Team	2021	82
9. Carolina Panthers	2021	81
9. Philadelphia Eagles	2020	81
Jacksonville Jaguars	2020	81

Teams with the most players with at least one start in 2021:

Team	Starters
1. New Orleans Saints	56
2. Detroit Lions	55
3. New York Jets	54
4. Washington Football Team	53
5. Houston Texans	51
6. Chicago Bears	50
Philadelphia Eagles	50
8. Tennessee Titans	49
Cincinnati Bengals	49
Cleveland Browns	49
Jacksonville Jaguars	49
New York Giants	49



TIME OF POSSESSION LEADERS IN 2021

The Titans built one of the NFL's best ball-control teams in the NFL in 2021. Their average of 32 minutes and 40 seconds of possession ranked second in the NFL behind only the Green Bay Packers (32:43).

Highest average time of possession in 2021:

Team	Time of Possession
1. Green Bay Packers	32:43
2. Tennessee Titans	32:40
3. Baltimore Ravens	32:21
4. Indianapolis Colts	31:44
5. Buffalo Bills	31:33
6. Arizona Cardinals	31:15
7. Kansas City Chiefs	30:55
8. Denver Broncos	30:48
Cleveland Browns	30:48
10. Washington Football Team	30:43

RUSHING OFFENSE IN 2021

During the 2021 regular season, the Titans ranked fifth in the NFL with 2,404 rushing yards, an average of 141.4 yards per game. They also tied for third place in the NFL with 23 total rushing touchdowns.

NFL's top rushing offenses in 2021:

Team	Rush Yards	Per Game
1. Philadelphia Eagles	2,715	159.7
2. Indianapolis Colts	2,540	149.4
3. Baltimore Ravens	2,479	145.8
4. Cleveland Browns	2,471	145.4
5. Tennessee Titans	2,404	141.4
6. Buffalo Bills	2,209	129.9
7. San Francisco 49ers	2,166	127.4
8. New England Patriots	2,151	126.5
9. Dallas Cowboys	2,119	124.6
10. Arizona Cardinals	2,076	122.1

Most rushing touchdowns in 2021:

Team	Rush TD
1. Philadelphia Eagles	25
2. New England Patriots	24
3. Tennessee Titans	23
Arizona Cardinals	23
5. Indianapolis Colts	22
San Francisco 49ers	22
7. Buffalo Bills	20
Cleveland Browns	20
9. (four tied)	18

GOAL-TO-GO IN 2021

In 2021, the Titans led the NFL in goal-to-go efficiency for the third consecutive season. They scored touchdowns on 28 of their 32 goal-to-go possessions.

The 2020 Titans were a league-best 94.1 percent (32 of 34) in goal-to-go situations. Their percentage was the best in the NFL since the beginning of 2000. In 2019, the Titans led the league by reaching the end zone on 88.0 percent (22 of 25) of their goal-to-go possessions.

Best goal-to-go touchdown efficiency in 2021:

Team	Poss	TD	Pct
1. Tennessee Titans	32	28	87.5%
2. Dallas Cowboys	28	23	82.1%
3. Kansas City Chiefs	42	34	81.0%
Seattle Seahawks	21	17	81.0%
5. Cleveland Browns	24	19	79.2%
6. Miami Dolphins	32	25	78.1%
7. New England Patriots	31	24	77.4%
8. Buffalo Bills	40	30	75.0%
Tampa Bay Buccaneers	44	33	75.0%
Pittsburgh Steelers	24	18	75.0%

TOP OFFENSES SINCE 2020

Since the beginning of the 2020 campaign, the Titans have been one of the NFL's most productive offenses.

In 2021, the Titans finished with the fifth-ranked rushing offense (141.4 yards per game). They also placed 15th in scoring offense (24.65 points per game) and eighth in third-down percentage (43.6).

In 2020, the Titans tied for second place in total offense (396.4 yards per game), which was the franchise's highest ranking since finishing second in 1991. They also ranked second in rushing offense (168.1) and fourth in points per game (30.7).

The Titans also ranked fifth in the NFL from 2020 to 2021 on third down, converting 187 of their 418 attempts (44.7 percent).

NFL's top-ranked rushing offenses from 2020 to 2021 (yards per game):

Team	Rush Yards Per Game
1. Baltimore Ravens	168.2
2. Tennessee Titans	154.4
3. Cleveland Browns	146.8
4. Philadelphia Eagles	143.7
5. Indianapolis Colts	137.5
6. New England Patriots	136.3
7. Arizona Cardinals	130.7
8. New Orleans Saints	129.0
9. Minnesota Vikings	127.7
10. San Francisco 49ers	122.9

Most points per game from 2020 to 2021:

Team	Points Per Game
1. Tampa Bay Buccaneers	30.39
2. Buffalo Bills	29.82
3. Green Bay Packers	29.06
4. Kansas City Chiefs	28.88
5. Dallas Cowboys	28.03
6. Tennessee Titans	27.58
7. Indianapolis Colts	27.33
8. Arizona Cardinals	26.03
9. Los Angeles Chargers	26.00
10. Baltimore Ravens	25.91
Minnesota Vikings	25.91

Highest third-down percentage from 2020 to 2021:

Team	Third Down Pct.
1. Kansas City Chiefs	50.6%
2. Buffalo Bills	47.9%
3. Green Bay Packers	46.3%
4. Tampa Bay Buccaneers	45.4%
5. Tennessee Titans	44.7%
Los Angeles Chargers	44.7%
7. Los Angeles Rams	43.6%
8. Arizona Cardinals	42.6%
9. Baltimore Ravens	42.4%
10. New England Patriots	42.2%



TOUCHDOWNS SINCE 2019

Since the beginning of the 2019 season, the Titans rank near the top of the NFL in total touchdowns scored.

In 2020, the Titans finished with 62 total touchdowns, which ranked second in the NFL and second all-time for the franchise (66 in 1961).

Most total touchdowns from 2019 to 2021:

Team	Total Touchdowns
1. Tampa Bay Buccaneers	176
2. Tennessee Titans	165
3. Kansas City Chiefs	164
Green Bay Packers	164
5. Baltimore Ravens	160
6. Dallas Cowboys	155
7. New Orleans Saints	154
8. Seattle Seahawks	153
9. Buffalo Bills	152
10. San Francisco 49ers	151

RED ZONE SUCCESS SINCE 2019

During the past three seasons, the Titans have fielded the NFL's most efficient offense in the red zone. From 2019 to 2021, they had 121 touchdowns in 170 possessions inside their opponent's 20-yard line.

During the 2019 campaign alone, they scored touchdowns on 75.6 percent (34 of 45) of their drives inside the opponent's 20-yard line to lead the league. That was the third-best figure in the NFL since 1991 and the highest since the 2013 Denver Broncos (76.1 percent).

In 2020, their 75.0 percent rate in the red zone (48 of 64) ranked second to the Green Bay Packers (80.0 percent).

In 2021, the Titans offense was fifth in the NFL with touchdowns on 63.9 percent of trips inside the opponent's 20-yard line (39 of 61).

Top red zone offenses (touchdown percentage) from 2019–2021:

Team	RZ Drives	Touchdowns	TD Pct.
1. Tennessee Titans	170	121	71.2%
2. Green Bay Packers	180	121	67.2%
3. Seattle Seahawks	164	110	67.1%
4. Tampa Bay Buccaneers	183	122	66.7%
5. Minnesota Vikings	168	109	64.9%
6. Cleveland Browns	153	99	64.7%
7. New Orleans Saints	181	116	64.1%
8. Baltimore Ravens	180	115	63.9%
9. Philadelphia Eagles	161	102	63.4%
10. San Francisco 49ers	171	106	62.0%

Top red zone offenses (touchdown percentage) in 2021:

Team	RZ Drives	Touchdowns	TD Pct.
1. San Francisco 49ers	54	36	66.7%
2. Tampa Bay Buccaneers	68	45	66.2%
3. Seattle Seahawks	48	31	64.6%
4. Los Angeles Chargers	75	48	64.0%
5. Tennessee Titans	61	39	63.9%
6. Dallas Cowboys	65	41	63.1%
7. Buffalo Bills	77	48	62.3%
Philadelphia Eagles	61	38	62.3%
Minnesota Vikings	53	33	62.3%
10. Cleveland Browns	50	31	62.0%

YARDS PER PLAY SINCE 2019

Since the start of the 2019 season, the Titans rank in the top 10 in the NFL in average net yards per offensive play.

The 2019 Titans finished the season with 5,805 total yards on 949 total plays. Their average of 6.12 yards per play was the fourth-best in the NFL. They finished fourth again in 2020, averaging 6.15 yards per play (1,031 plays, 6,343 yards).

Highest average yards per play since 2019:

Team	Yards Per Play
1. Kansas City Chiefs	6.15
2. Tampa Bay Buccaneers	5.99
3. San Francisco 49ers	5.93
Dallas Cowboys	5.93
5. Minnesota Vikings	5.89
6. Las Vegas Raiders	5.84
7. Green Bay Packers	5.83
8. Baltimore Ravens	5.79
9. Tennessee Titans	5.77
10. Seattle Seahawks	5.76

2021 RUSHING DEFENSE

During the 2021 regular season, the Titans placed second in the NFL in rushing defense. Their opponents rushed for an average of 84.6 yards per contest. Only the Baltimore Ravens (84.5) defense allowed fewer yards on the ground.

The Titans allowed only one individual 100-yard rusher in 2021 and did not allow one after Jacksonville's **James Robinson** had 149 rushing yards in Week 5 (Oct. 10).

In the final five weeks of the season, no team rushed for more than 83 yards against the Titans defense.

Top rushing defenses in 2021 (yards per game):

Team	Opp Rush Yards	Per Game
1. Baltimore Ravens	1,436	84.5
2. Tennessee Titans	1,438	84.6
3. Tampa Bay Buccaneers	1,573	92.5
4. New Orleans Saints	1,589	93.5
5. Cincinnati Bengals	1,742	102.5
6. Los Angeles Rams	1,754	103.2
7. San Francisco 49ers	1,760	103.5
8. Washington Football Team	1,775	104.4
9. Philadelphia Eagles	1,834	107.9
10. Indianapolis Colts	1,854	109.1

2021 THIRD-DOWN DEFENSE

The Titans finished the 2021 season ranked sixth in third-down defense, allowing opponents to convert on 77 of their 210 chances for a rate of 36.7 percent.

Over the final month of the season (Weeks 15-18), the Titans ranked third in the NFL by allowing opponents to convert only 28.6 percent on third down (12 of 42). Only the Buffalo Bills (20.8) and Las Vegas Raiders (26.4) fared better in that span.

Top third-down defenses in 2021:

Team	Opponents Third-Down...		
	Att	Conv	Pct
1. Buffalo Bills	214	66	30.8%
2. Dallas Cowboys	223	76	34.1%
3. Baltimore Ravens	201	70	34.8%
4. Minnesota Vikings	214	78	36.4%
5. New England Patriots	211	77	36.5%
6. Tennessee Titans	210	77	36.7%
7. Pittsburgh Steelers	232	86	37.1%
8. New Orleans Saints	240	89	37.1%
9. Carolina Panthers	217	82	37.8%
10. Arizona Cardinals	207	79	38.2%

MOST SACKS IN 2021

The Titans defense emerged as one of the top units in the NFL in sacking opposing quarterbacks in 2021. With 43 sacks, the Titans tied for ninth place in the NFL and tied for third in the AFC.

Outside linebacker **Harold Landry III** led the team with 12 sacks, followed by defensive linemen **Denico Autry** (nine) and **Jeffery Simmons** (8.5).

Landry, Autry and Simmons made the Titans the only NFL team in 2021 to feature three different players with at least eight sacks. The Pittsburgh Steelers and Tampa Bay Buccaneers accomplished the feat in 2020.

Most sacks in 2021:

Team	Sacks
1. Pittsburgh Steelers	55
2. Minnesota Vikings	51
3. Los Angeles Rams	50
4. Chicago Bears	49
5. San Francisco 49ers	48
6. Miami Dolphins	48
7. Tampa Bay Buccaneers	47
8. New Orleans Saints	46
9. Tennessee Titans	43
Cleveland Browns	43

DEFENSE IN THE RED ZONE

Opponents scored touchdowns on 30 of their 58 drives inside the red zone against the Titans in 2021. The Titans defense finished seventh in the NFL with a rate of 51.7 percent of opponent red-zone drives finishing with touchdowns.

Top red zone defenses (touchdown percentage) in 2021:

Team	Opp	RZ Drives	Touchdowns	TD Pct.
1. New Orleans Saints	46	20	43.5%	
2. New England Patriots	48	23	47.9%	
3. Denver Broncos	42	21	50.0%	
4. Seattle Seahawks	61	31	50.8%	
5. Pittsburgh Steelers	59	30	50.8%	
6. Buffalo Bills	45	23	51.1%	
7. Tennessee Titans	58	30	51.7%	
8. Los Angeles Rams	56	29	51.8%	
9. New York Giants	71	37	52.1%	
10. Tampa Bay Buccaneers	59	31	52.5%	

LEAST PENALIZED TEAMS FROM 2018-2021

Under head coach **Mike Vrabel**, who was named to his current post in 2018, the Titans have been one of the NFL's least penalized teams.

From 2018-20, the Titans were called for the second-fewest total penalties in the NFL—267 total infractions. Only the New England Patriots (249) fared better.

In 2018, the Titans were called for only 82 penalties, leading the NFL and setting a team record for the lowest number in a 16-game season (since 1978, excluding strike-shortened 1982 and 1987 seasons). They received no more than four penalties in nine of their 16 games. The previous franchise record for fewest penalties in a 16-game season was 84 by the 1983 Oilers.

Fewest total penalties from 2018-2021:

Team	Penalties
1. New England Patriots	344
2. Green Bay Packers	361
Los Angeles Rams	361
4. Cincinnati Bengals	362
5. Indianapolis Colts	369
6. Tennessee Titans	370
7. New York Giants	373
8. Miami Dolphins	379
9. Minnesota Vikings	381
Carolina Panthers	381

2021 HONORS

2021 Titans Team Captains (Seasons as Titans Captain)

S Kevin Byard (3)
 RB Derrick Henry (2)
 P Brett Kern (2)
 DT Jeffery Simmons (1)
 QB Ryan Tannehill (2)

Pro Bowl (Number of Pro Bowls with Titans, Total Career Selections)

S Kevin Byard (2,2)
 OLB Harold Landry III (1,1)
 G Rodger Saffold III (1,1)
 DT Jeffery Simmons (1,1)

Associated Press

Coach of the Year: Mike Vrabel
 First-Team All-Pro: S Kevin Byard
 Second-Team All-Pro: DT Jeffery Simmons

Titans Walter Payton Man of the Year

RB Derrick Henry

Ed Block Courage Award

WR Nick Westbrook-Ikhine

AFC Player of the Week

Week 2—Offense: RB Derrick Henry
 Week 6—Offense: RB Derrick Henry
 Week 8—Special Teams: K Randy Bullock
 Week 18—Offense: QB Ryan Tannehill

AFC Player of the Month

October—Defense: S Kevin Byard

FedEx Air & Ground Players of the Week

Week 2—Ground: RB Derrick Henry
 Week 3—Ground: RB Derrick Henry
 Week 5—Ground: RB Derrick Henry

NFL on FOX Awards

NFL Coach of the Year: Mike Vrabel

Pro Football Focus

First-Team All-Pro: S Kevin Byard

Pro Football Writers of America

Coach of the Year: Mike Vrabel
 All-NFL & All-AFC: S Kevin Byard


Sporting News

Coach of the Year: Mike Vrabel
 All-Pro: S Kevin Byard

101 Awards

AFC Coach of the Year: Mike Vrabel





TITANS QUARTERBACKS

No.	Name	Ht	Wt	Exp	College
17	Tannehill, Ryan	6-4	217	11	Texas A&M
7	Willis, Malik	6-1	219	R	Liberty
5	Woodside, Logan	6-1	213	3	Toledo

#17 • QB RYAN TANNEHILL

6-4, 207, 11th Year (4th with Titans), Texas A&M
[Click for complete bio](#)



Quarterback **Ryan Tannehill** is in his 11th NFL season and his fourth campaign with the Titans in 2021.

In his first three seasons in Tennessee, Tannehill built a 30-13 record as a starting quarterback and led the team to the postseason three times, becoming the franchise's first starting quarterback since **Warren Moon** (1987 to 1993) to direct his team to the playoffs in at least three consecutive seasons. After appearing in the AFC championship game as a wild card team in 2019, the Titans won consecutive division titles in 2020 and 2021, a first for the franchise since the Oilers took the first three AFL Eastern Division titles from 1960 to 1962. Tannehill's 30 wins were the most by any starting quarterback in franchise history in the player's first three seasons with the organization, surpassing the 28 by **George Blanda** from 1960 to 1962.

Tannehill started every game from Week 7 of the 2019 campaign through the end of 2021. His 43 consecutive starts in the regular season tied **Steve McNair** (2001-03) for the most in franchise history by a starting quarterback. During that time, Tannehill's 102.3 passer rating ranked sixth in the NFL. Also, Tannehill's 13 total game-winning drives in that span ranked second in the NFL behind only Raiders quarterback **Derek Carr's** 14.

In 2021, he placed third on the franchise's single-season passing charts in attempts (531), completions (357) and completion percentage (67.2), and he ranked fourth with 3,734 passing yards. He became the only quarterback other than Moon (1989-1991) to record multiple seasons with at least 3,500 passing yards with the franchise. Additionally, he rushed for 270 yards, and his seven rushing touchdowns ranked second among NFL signal callers behind **Jalen Hurts'** 10. Tannehill was the first quarterback in franchise annals with at least seven rushing touchdowns in back-to-back seasons.

After receiving a multi-year contract extension during the 2020 offseason, Tannehill responded with 16 starts for the first time since 2015 and produced one of the best seasons of any quarterback in franchise history. A Titans team captain for the first time, his statistics finished in the top five of several of the organization's single-season record lists, including 40 total touchdowns (first), a 106.5 passer rating (second), 3,819 passing yards (third), 33 touchdown passes (tied for second), 65.5 completion percentage (fourth) and 7.9 yards per attempt (tied for fifth). Tannehill became the fourth player in NFL history with a passer rating of at least 106.0 in consecutive seasons, joining **Drew Brees** (2018-20), **Russell Wilson** (2018-19) and **Aaron Rodgers** (2011-12).

Also in 2020, Tannehill and Buffalo's **Josh Allen** became the fourth and fifth quarterbacks in NFL history with at least 3,800 passing yards, 33 passing touchdowns and seven rushing touchdowns in the same season. Only **Cam Newton** (2015), **Daunte Culpepper** (2000) and **Steve Young** (1994) had done so previously.

In 2019, Tannehill set single-season franchise records and led the NFL with a 117.5 passer rating and a passing average of 9.6 yards per attempt. His passer rating was the fourth-highest figure in NFL history among qualifiers. Additionally, he set a club record and placed third in the NFL with a 70.3 completion percentage.

Tannehill was named AFC Offensive Player of the Month for December 2019 and was named to his first career Pro Bowl. He also won the Associated Press Comeback Player of the Year Award.

Originally a first-round selection (eighth overall) by the Miami Dolphins in the 2012 NFL Draft, Tannehill was acquired by the Titans in a trade with

the Dolphins on March 15, 2019. The Titans sent a 2019 seventh-round pick and a 2020 fourth-round selection to Miami in exchange for Tannehill and a 2019 sixth-rounder.

Over his seven seasons in Miami, he started 88 games, threw for 20,434 yards and 123 touchdowns, and rushed for 1,210 yards and six scores. When he left Miami, he ranked second in franchise history behind **Chad Pennington** in both career completion percentage (62.8) and career passer rating (87.0). He authored 13 game-winning drives for the Dolphins.

From 2012 through 2015, Tannehill's passing yardage total—15,460 yards—was the third highest mark in NFL history for a player's first four seasons, behind only **Peyton Manning** and **Dan Marino**. Tannehill's two 4,000-yard passing seasons (2015 and 2014) were the only ones recorded by a Dolphins quarterback other than Marino (six times). The Dolphins reached the playoffs in 2016, breaking an eight-year postseason drought.

A native of Big Spring, Texas, Tannehill attended Texas A&M, where he earned honorable mention All-America honors as a senior. He played both quarterback and wide receiver, passing for 5,450 yards and 42 touchdowns and adding 112 receptions for 1,596 yards and 10 scores.

QB WINS, FIRST THREE SEASONS

In leading the Titans to a 12-5 record during the 2021 regular season, Titans quarterback **Ryan Tannehill** improved to 30-13 as a starter since he was traded from the Dolphins to the Titans in 2019. He started every game from Week 7 of his initial season in Tennessee through the 2021 finale.

Tannehill is off to one of the best beginnings to any quarterback's tenure in franchise history. He has more regular season wins—30—than any other starting signal caller in franchise history over the player's first three years with the club, surpassing **George Blanda**, who won 28 regular season starts for the Oilers from 1960 to 1962.

Tannehill moved past **Marcus Mariota** (29 wins) and into a tie with **Vince Young** (30) for fifth place on the team's all-time wins list for starting quarterbacks. He trails only **Steve McNair** (76), **Warren Moon** (70), **Dan Pastorini** (53) and **Blanda** (44).

Most wins by a starting quarterback in his first three regular seasons with the Titans/Oilers franchise:

Quarterback	Years 1-3	Wins in ...			Total
		Year 1	Year 2	Year 3	
1. Ryan Tannehill	2019-2021	7	11	12	30
2. George Blanda	1960-1962	8	9	11	28
3. Marcus Mariota	2015-2017	3	8	9	20
4. Vince Young	2006-2008	8	9	1	18
5. Kenny Stabler	1980-1981	11	5	-	16
Pete Beathard	1967-1969	7	3	6	16
7. Kerry Collins	2006-2008	0	1	12	13
8. Steve McNair	1995-1997	2	2	8	12
Warren Moon	1984-1986	3	4	5	12
10. Matt Hasselbeck	2011-2012	9	2	-	11
Chris Chandler	1995-1996	5	6	-	11



Tannehill's 2022 Preseason Game-by-Game Statistics:

Date/Opp	W-L	G/S	Passing													Rushing				
			Att	Cmp	Pct	Yds	Yd/Att	TD	TD%	Int	Int%	Lg	Sack	Lost	Rate	Att	Yds	Avg	Lg	TD
8/11 at Bal	L		Did Not Play																	
8/20 vs. TB																				
8/27 vs. Ari																				
Totals	0-1	0/0	0	0	-	0	-	0	-	0	-	-	0	0	-	0	0	-	-	0

Tannehill's Career Regular Season Statistics (2012-18 with Miami):

Year	G	S	Passing													Rushing				
			Att	Cmp	Pct	Yds	Yd/Att	TD	TD%	Int	Int%	Lg	Sack	Lost	Rate	Att	Yds	Avg	Lg	TD
2012	16	16	484	282	58.3	3,294	6.8	12	2.5	13	2.7	80	35	234	76.1	49	211	4.3	31	2
2013	16	16	588	355	60.4	3,913	6.7	24	4.1	17	2.9	67	58	399	81.7	40	238	6.0	48	1
2014	16	16	590	392	66.4	4,045	6.9	27	4.6	12	2.0	50	46	337	92.8	56	311	5.6	40	1
2015	16	16	586	363	61.9	4,208	7.2	24	4.1	12	2.0	54	45	420	88.7	32	141	4.4	28	1
2016	13	13	389	261	67.1	2,995	7.7	19	4.9	12	3.1	74	29	216	93.5	39	164	4.2	18	1
2017	0	0	Injured Reserve																	
2018	11	11	274	176	64.2	1,979	7.2	17	6.2	9	3.3	75	35	279	92.7	32	145	4.5	20	0
2019	12	10	286	201	70.3	2,742	9.6	22	7.7	6	2.1	91	31	212	117.5	43	185	4.3	25	4
2020	16	16	481	315	65.5	3,819	7.9	33	6.9	7	1.5	75	24	173	106.5	43	266	6.2	45	7
2021	17	17	531	357	67.2	3,734	7.0	21	4.0	14	2.6	57	47	327	89.6	55	270	4.9	28	7
2022	0	0	0	0	-	0	-	0	-	0	-	-	0	0	-	0	0	-	-	0
Totals	133	131	4,209	2,702	64.2	30,729	7.3	199	4.7	102	2.4	91t	350	2,597	91.7	389	1,931	5.0	48	24

Tannehill's Career Postseason Statistics:

Year	G	S	Passing													Rushing				
			Att	Cmp	Pct	Yds	Yd/Att	TD	TD%	Int	Int%	Lg	Sack	Lost	Rate	Att	Yds	Avg	Lg	TD
2016	0	0	0	0	-	0	-	0	-	0	-	-	0	0	-	0	0	-	-	0
2019	3	3	60	36	60.0	369	6.2	5	8.3	1	1.7	45	5	40	98.5	13	35	2.7	9	1
2020	1	1	26	18	69.2	165	6.3	1	3.8	1	3.8	35	1	7	83.0	2	6	3.0	4	0
2021	1	1	24	15	62.5	220	9.2	1	4.2	3	12.5	41	1	7	66.7	3	12	4.0	8	0
Totals	5	5	110	69	62.7	754	6.9	7	6.4	5	4.5	45t	7	54	85.2	18	53	2.9	9	1

Tannehill's Regular Season Single-Game Highs:

- Attempts** - 58 at N.Y. Jets (11/29/15)
- Completions** - 35 (Twice, last vs. Houston, 11/21/21)
- Passing Yards** - 431 at Arizona (9/30/12)
- Touchdown Passes** - 4 (Five times, last at Houston, 1/9/22)
- Long Completion** - 91t at Oakland (12/8/19)
- Completion Percentage** - 79.3 vs. L.A. Chargers (10/20/19)
- Passer Rating** - 155.3 vs. Oakland (9/23/18)
- Rushing Attempts** - 8 (Twice, last at N.Y. Jets, 9/16/18)
- Rushing Yards** - 56 (Twice, last vs. Indianapolis, 9/26/21)
- Long Rush** - 48 at Pittsburgh (12/8/13)
- Rushing Touchdowns** - 2 (Three times, last at Houston, 1/3/21)

Tannehill's Playoff Single-Game Highs:

- Attempts** - 31 at Kansas City (1/19/20)
- Completions** - 21 at Kansas City (1/19/20)
- Passing Yards** - 220 vs. Cincinnati (1/22/22)
- Touchdown Passes** - 2 (Twice, last at Kansas City, 1/19/20)
- Long Completion** - 45t at Baltimore (1/11/20)
- Completion Percentage** - 69.2 vs. Baltimore (1/10/21)
- Passer Rating** - 108.1 at Kansas City (1/19/20)
- Rushing Attempts** - 6 at Baltimore (1/11/20)
- Rushing Yards** - 13 at Baltimore (1/11/20)
- Long Rush** - 9 at Baltimore (1/11/20)
- Rushing Touchdowns** - 1 at Baltimore (1/11/20)



RYAN TANNEHILL'S STARTING RECORD WHEN ...

Record When Tannehill	Regular Season			Playoffs	
	2021	2019-21	Career	2021	Career
Starts at quarterback	12-5	30-13	72-59	0-1	2-3
Starts vs. division opponents	5-1	13-3	26-22	0-0	0-0
Passes for 300 or more yards	1-1	5-3	11-13	0-0	0-0
Completes 1 or more TD passes	9-4	26-12	63-43	0-1	2-3
Completes 2 or more TD passes	4-0	19-5	46-17	0-0	1-1
Completes 3 or more TD passes	3-0	9-2	20-5	0-0	0-0
Starts and passes for no INTs	7-1	20-4	45-19	0-0	1-1
Completes 70.0% of his passes	6-1	16-1	35-6	0-0	0-0
Has a passer rating of 80.0+	10-1	27-8	64-28	0-0	1-1
Has a passer rating of 90.0+	9-0	26-5	58-13	0-0	1-1
Has a passer rating of 100.0+	6-0	22-3	40-7	0-0	1-1
Sacked 0 times	1-0	4-0	7-3	0-0	0-0
Rushes for 1 or more TDs	5-2	10-5	12-9	0-0	1-0
Rushes for 2 or more TDs	0-0	3-0	3-0	0-0	0-0
Rushes and Passes for 1 TD	3-1	8-4	9-5	0-0	1-0

A NEW START

Since **Ryan Tannehill's** first start with the Titans, which took place Oct. 20, 2019 against the Los Angeles Chargers, he has been one of the NFL's passing leaders in several categories. He is in the NFL's top 10 in passer rating in that time period.

Highest passer rating since Ryan Tannehill became the Titans starter in Week 7 of 2019 (minimum 224 attempts):


Player	Att	Cmp	Pct	Yds	TD	Int	Rating
1. Drew Brees	720	521	72.4%	5,513	49	8	112.3
2. Aaron Rodgers	1,407	954	67.8%	10,826	103	11	111.8
3. Deshaun Watson	838	575	68.6%	7,031	47	16	105.0
4. Kirk Cousins	1,366	920	67.3%	10,715	85	23	104.6
5. Patrick Mahomes	1,500	998	66.5%	11,506	87	23	102.4
6. Ryan Tannehill	1,282	860	67.1%	10,151	76	26	102.3
7. Russell Wilson	1,285	847	65.9%	9,731	82	24	102.1
8. Matthew Stafford	1,247	824	66.1%	10,082	77	30	101.4
9. Dak Prescott	1,203	802	66.7%	9,323	65	19	101.4
10. Lamar Jackson	964	626	64.9%	7,259	67	23	100.8

QB WINNING PERCENTAGE SINCE 2019

From the time he took over as the starting quarterback for the Titans in Week 7 of the 2019 season through the end of the 2021 campaign, **Ryan Tannehill** built a 30-13 record. His .698 winning percentage ranked fifth in the NFL among all signal callers with at least 25 starts during that time.

Highest winning percentage by starting quarterbacks from 2019 to 2021 (minimum 25 starts):

Quarterback	Starts	W	L	T	Win Pct.
1. Aaron Rodgers	48	39	9	0	.813
2. Patrick Mahomes	46	37	9	0	.804
3. Lamar Jackson	42	31	11	0	.738
4. Tom Brady	49	36	13	0	.735
5. Ryan Tannehill	43	30	13	0	.698
6. Josh Allen	49	34	15	0	.694
7. Jimmy Garoppolo	37	25	12	0	.676
8. Ben Roethlisberger	33	21	12	0	.636
9. Russell Wilson	46	29	17	0	.630
10. Dak Prescott	37	21	16	0	.568



RUSHING EFFICIENCY AMONG QBs

Titans quarterback **Ryan Tannehill's** ability to rush efficiently has reaped benefits since he arrived in Tennessee. From 2019 through 2021, he had 69 first downs on 106 total non-kneel-down rushing attempts, and in that time period, his 65.1 percent conversion rate was the best in the league among signal callers with 50 such attempts.

Tannehill also ranked third in the NFL from 2019 through 2021 with 18 rushing touchdowns. Only **Josh Allen** (23) and **Kyler Murray** (20) had more.

Highest percentage of rushing attempts for first downs by quarterbacks from 2019 to 2021 (kneel-downs excluded; minimum 50 non-kneel-down attempts):

Quarterback	Rush Att	Yards	TD	First Down	First Down Pct.
1. Ryan Tannehill	106	754	18	69	65.1
2. Justin Herbert	95	557	8	48	50.5
3. Baker Mayfield	94	466	5	45	47.9
4. Patrick Mahomes	130	952	6	61	46.9
Josh Allen	286	1738	23	134	46.9
6. Teddy Bridgewater	84	442	7	38	45.2
7. Carson Wentz	149	758	7	67	45.0
8. Sam Darnold	90	534	9	40	44.4
9. Aaron Rodgers	78	473	7	34	43.6
10. Jalen Hurts	188	1153	13	81	43.1

Most rushing touchdowns by quarterback from 2019 to 2021:

Quarterback	Rush TD
1. Josh Allen	23
2. Kyler Murray	20
3. Ryan Tannehill	18
4. Cam Newton	17
5. Lamar Jackson	16
6. Taysom Hill	14
7. Jalen Hurts	13
8. Deshaun Watson	10
9. Sam Darnold	9
10. Jacoby Brissett	8
Tom Brady	8
Justin Herbert	8

2020 NFL PASSING LEADERS

Ryan Tannehill finished among the 2020 NFL passing leaders in several categories.

Highest passer rating in 2020 (qualifiers only):

Player	Team	Passer Rating
1. Aaron Rodgers	Green Bay Packers	121.5
2. Deshaun Watson	Houston Texans	112.4
3. Patrick Mahomes	Kansas City Chiefs	108.2
4. Josh Allen	Buffalo Bills	107.2
5. Ryan Tannehill	Tennessee Titans	106.5
6. Drew Brees	New Orleans Saints	106.4
7. Russell Wilson	Seattle Seahawks	105.1
8. Kirk Cousins	Minnesota Vikings	105.0
9. Tom Brady	Tampa Bay Buccaneers	102.2
10. Derek Carr	Las Vegas Raiders	101.4

Most touchdown passes in 2020:

Player	Team	TD Passes
1. Aaron Rodgers	Green Bay Packers	48
2. Russell Wilson	Seattle Seahawks	40
Tom Brady	Tampa Bay Buccaneers	40
4. Patrick Mahomes	Kansas City Chiefs	38
5. Josh Allen	Buffalo Bills	37
6. Kirk Cousins	Minnesota Vikings	35
7. Ryan Tannehill	Tennessee Titans	33
Deshaun Watson	Houston Texans	33
Ben Roethlisberger	Pittsburgh Steelers	33
10. Justin Herbert	Los Angeles Chargers	31

Highest passing average in 2020 (yards per attempt):

Player	Team	Yards/Att
1. Deshaun Watson	Houston Texans	8.9
2. Kirk Cousins	Minnesota Vikings	8.3
3. Aaron Rodgers	Green Bay Packers	8.2
4. Patrick Mahomes	Kansas City Chiefs	8.1
5. Josh Allen	Buffalo Bills	7.9
Ryan Tannehill	Tennessee Titans	7.9
Derek Carr	Las Vegas Raiders	7.9
8. Ryan Fitzpatrick	Miami Dolphins	7.8
9. Matthew Stafford	Detroit Lions	7.7
Philip Rivers	Indianapolis Colts	7.7

Highest touchdown-to-interception ratio in 2020:

Player	Team	TDs per INT
1. Aaron Rodgers	Green Bay Packers	9.60
2. Patrick Mahomes	Kansas City Chiefs	6.33
3. Ryan Tannehill	Tennessee Titans	4.71
Deshaun Watson	Houston Texans	4.71
5. Drew Brees	New Orleans Saints	4.00
6. Josh Allen	Buffalo Bills	3.70
7. Tom Brady	Tampa Bay Buccaneers	3.33
8. Ben Roethlisberger	Pittsburgh Steelers	3.30
9. Baker Mayfield	Cleveland Browns	3.25
10. Gardner Minshew	Jacksonville Jaguars	3.20



SINGLE-SEASON FRANCHISE RECORDS

Ryan Tannehill has enjoyed one of the finest three-year statistical runs of any quarterback in Titans/Oilers franchise history. His performances have ranked among the franchise greats in several passing categories, including his 3,734 passing yards in 2021 (fourth in franchise history) and 67.2 completion percentage (third).

In 2019, Tannehill's passer rating of 117.5 ranked first in the NFL and was one of three major single-season passing records he set for the franchise. He also established new benchmarks for completion percentage (70.3) and passing average (9.6).

Single-season passing yardage leaders, franchise history:

Player	Season	Pass Yards
1. Warren Moon	1991	4,690
2. Warren Moon	1990	4,689
3. Ryan Tannehill	2020	3,819
4. Ryan Tannehill	2021	3,734
5. Warren Moon	1989	3,631

Single-season touchdown pass leaders, franchise history:

Player	Season	TD Passes
1. George Blanda	1961	36
2. Ryan Tannehill	2020	33
Warren Moon	1990	33
4. George Blanda	1962	27
5. Marcus Mariota	2016	26

Single-season passer rating leaders, franchise history:

Player	Season	Rating
1. Ryan Tannehill	2019	117.5
2. Ryan Tannehill	2020	106.5
3. Steve McNair	2003	100.4
4. Warren Moon	1990	96.8
5. Marcus Mariota	2016	95.6

Single-season completion percentage leaders, franchise history:

Player	Season	Comp Pct
1. Ryan Tannehill	2019	70.3
2. Marcus Mariota	2018	68.9
3. Ryan Tannehill	2021	67.2
4. Cody Carlson	1992	65.6
5. Ryan Tannehill	2020	65.5

Single-season passing average leaders (yards per attempt), franchise history:

Player	Season	Yards/Att
1. Ryan Tannehill	2019	9.6
2. George Blanda	1961	9.2
3. Steve McNair	2003	8.0
Warren Moon	1990	8.0
5. Ryan Tannehill	2020	7.9
Warren Moon	1988	7.9

Single-season combined passing and rushing touchdown leaders, franchise history:

Player	Season	Pass + Rush TD
1. Ryan Tannehill	2020	40
2. George Blanda	1961	36
3. Warren Moon	1990	35
4. Ryan Tannehill	2021	28
Steve McNair	2003	28
Marcus Mariota	2016	28
George Blanda	1960	28

TANNEHILL'S CAREER 300-YARD PASSING GAMES

Date	Opp	W/L	Att	Cmp	Pct	Yds	TD	Int	Rtg
9/30/12	at Arizona	L	41	26	63.4	431	1	2	86.5
12/21/14	Minnesota	W	47	35	74.5	396	4	1	118.7
12/8/19	at Oakland	W	27	21	77.8	391	3	1	140.4
12/6/20	Cleveland	L	45	29	64.4	389	3	1	104.8
9/18/16	at New England	L	45	32	71.1	387	2	2	93.5
10/18/20	Houston	W	41	30	73.2	366	4	1	122.6
9/20/15	at Jacksonville	L	44	30	68.2	359	2	0	108.0
11/29/15	at N.Y. Jets	L	58	33	56.9	351	3	1	84.8
1/3/16	New England	W	38	25	65.8	350	2	0	112.8
9/19/21	at Seattle	W	40	27	67.5	347	0	0	94.5
12/14/14	at New England	L	47	29	61.7	346	1	2	73.5
11/3/19	at Carolina	L	39	27	69.2	331	1	2	82.3
12/1/13	at N.Y. Jets	W	43	28	65.1	331	2	1	94.2
12/27/15	Indianapolis	L	38	26	68.4	329	0	1	84.2
11/21/21	Houston	L	52	35	67.3	323	1	4	58.4
9/27/20	at Minnesota	W	37	23	62.2	321	0	1	78.8
9/25/16	Cleveland	W	39	25	64.1	319	3	2	93.9
9/15/13	at Indianapolis	W	34	23	67.6	319	1	0	107.4
10/20/19	L.A. Chargers	W	29	23	79.3	312	2	1	120.1
12/15/13	New England	W	37	25	67.6	312	3	0	120.6
11/24/13	Carolina	L	42	28	66.7	310	1	1	86.4
11/8/15	at Buffalo	L	35	26	74.3	307	0	0	100.5
10/6/13	Baltimore	L	40	21	52.5	307	1	0	86.1
10/29/15	at New England	L	44	28	63.6	300	0	2	64.6

TEAM SINGLE-GAME PASSER RATING

On Dec. 20, 2020, **Ryan Tannehill** recorded a 145.8 passer rating against the Detroit Lions. It qualified as the seventh best single-game passer rating in franchise history (minimum 20 attempts) and was Tannehill's second-highest passer rating in a qualifying game (155.3 vs. Oakland on Sept. 23, 2018).

On Sept. 20, 2020, Tannehill posted a 145.7 passer rating against the Jacksonville Jaguars that at the time ranked seventh in team history.

Highest single-game passer ratings in franchise history (min. 20 attempts):

Player	Opp	Date	Att	Cmp	Yds	TD	Int	Rtg
1. Chris Chandler	at Cin	9/24/95	26	23	352	4	0	158.3
2. Marcus Mariota	GB	11/13/16	26	19	295	4	0	149.8
3. Marcus Mariota	Jax	10/27/16	22	18	270	2	0	148.1
4. Marcus Mariota	at Hou	11/26/18	23	22	303	2	0	147.7
5. Steve McNair	Hou	10/12/03	27	18	421	3	0	146.8
6. Warren Moon	at Cle	11/18/90	32	24	322	5	0	146.1
7. Ryan Tannehill	Det	12/20/20	27	21	273	3	0	145.8
8. Ryan Tannehill	Jax	9/20/20	24	18	239	4	0	145.7
9. Warren Moon	Buf	11/26/90	22	16	300	2	0	145.1
10. Chris Chandler	Den	11/26/95	26	18	280	3	0	143.1



LEADING VETERAN QBS ON NEW TEAMS

In 2019, **Ryan Tannehill** set a new standard for veteran quarterbacks in their first year with a new team. Tannehill, who was acquired in a trade after seven years with the Miami Dolphins, had a passer rating of 117.5. No quarterback has ever finished with a passer rating that high in his first season with a new team after playing at least one year with another team.

Brett Favre held the distinction until 2019. In 2009, Favre's 107.2 passer rating with the Minnesota Vikings became the best figure in league annals by a veteran in his first campaign with a new club.

Highest passer rating in a veteran's first season with a new team (through 2019):

Player	Season	New Team	Former Team	Rating
1. Ryan Tannehill	2019	Tennessee	Miami	117.5
2. Brett Favre	2009	Minnesota	N.Y. Jets	107.2
3. Peyton Manning	2012	Denver	Indianapolis	105.8
4. Vinny Testaverde	1998	N.Y. Jets	Baltimore	101.6
5. Kirk Cousins	2018	Minnesota	Washington	99.7
6. Tyrod Taylor	2015	Buffalo	Baltimore	99.4
7. Sam Bradford	2016	Minnesota	Philadelphia	99.3
8. Len Dawson	1962	Dallas Texans	Cleveland	98.3
Case Keenum	2017	Minnesota	L.A. Rams	98.3
10. Brian Griese	2004	Tampa Bay	Miami	97.5

SINGLE-SEASON NFL LEADERS

Ryan Tannehill established the fourth-highest single-season passer rating in NFL history in 2019. His 117.5 passer rating is surpassed in league annals by only **Aaron Rodgers'** 122.5 passer rating in 2011, **Peyton Manning's** 121.1 in 2004 and **Nick Foles'** 119.2 in 2013.

Meanwhile, his 9.6-yard passing average tied for eighth in NFL annals.

NFL all-time single-season passer rating leaders (through 2019):

Player	Team	Season	Rating
1. Aaron Rodgers	Green Bay Packers	2011	122.5
2. Peyton Manning	Indianapolis Colts	2004	121.1
3. Nick Foles	Philadelphia Eagles	2013	119.2
4. Ryan Tannehill	Tennessee Titans	2019	117.5
5. Tom Brady	New England Patriots	2007	117.2
6. Matt Ryan	Atlanta Falcons	2016	117.1
7. Drew Brees	New Orleans Saints	2019	116.3
8. Drew Brees	New Orleans Saints	2018	115.7
9. Peyton Manning	Denver Broncos	2013	115.1
10. Patrick Mahomes	Kansas City Chiefs	2018	113.8

NFL all-time single-season passing average leaders (through 2019):

Player	Team	Season	Yds/Att
1. Sid Luckman	Chicago Bears	1943	10.9
2. Otto Graham	Cleveland Browns	1953	10.6
3. Otto Graham	Cleveland Browns	1947	10.2
4. Norm Van Brocklin	Los Angeles Rams	1954	10.1
5. Ed Brown	Chicago Bears	1956	9.9
Kurt Warner	St. Louis Rams	2000	9.9
7. Otto Graham	Cleveland Browns	1949	9.8
8. Chris Chandler	Atlanta Falcons	1998	9.6
Ryan Fitzpatrick	Tampa Bay Buccaneers	2018	9.6
Ryan Tannehill	Tennessee Titans	2019	9.6

2019 NFL PASSING LEADERS

Ryan Tannehill led the NFL in 2019 with a 117.5 passer rating and a 9.6-yard passing average. He also placed third in completion percentage (70.3) and second in touchdown percentage (7.7).

Tannehill became the organization's only quarterback other than **Steve McNair** in 2003 to lead the NFL in passer rating. New Orleans' **Drew Brees** finished in second place behind Tannehill with a 116.3 passer rating.

Highest passer rating in 2019 (qualifiers only):

Player	Team	Passer Rating
1. Ryan Tannehill	Tennessee Titans	117.5
2. Drew Brees	New Orleans Saints	116.3
3. Lamar Jackson	Baltimore Ravens	113.3
4. Kirk Cousins	Minnesota Vikings	107.4
5. Russell Wilson	Seattle Seahawks	106.3
6. Matthew Stafford	Detroit Lions	106.0
7. Patrick Mahomes	Kansas City Chiefs	105.3
8. Jimmy Garoppolo	San Francisco 49ers	102.0
9. Derek Carr	Oakland Raiders	100.8
10. Dak Prescott	Dallas Cowboys	99.7

Highest completion percentage in 2019 (qualifiers only):

Player	Team	Comp. Pct.
1. Drew Brees	New Orleans Saints	74.3
2. Derek Carr	Oakland Raiders	70.4
3. Ryan Tannehill	Tennessee Titans	70.3
4. Kirk Cousins	Minnesota Vikings	69.1
Jimmy Garoppolo	San Francisco 49ers	69.1
6. Deshaun Watson	Houston Texans	67.3
7. Matt Ryan	Atlanta Falcons	66.2
8. Russell Wilson	Seattle Seahawks	66.1
Lamar Jackson	Baltimore Ravens	66.1
10. Philip Rivers	Los Angeles Chargers	66.0

Highest passing average in 2019 (yards per attempt; qualifiers only):

Player	Team	Yards/Att.
1. Ryan Tannehill	Tennessee Titans	9.6
2. Matthew Stafford	Detroit Lions	8.6
3. Jimmy Garoppolo	San Francisco 49ers	8.4
4. Patrick Mahomes	Kansas City Chiefs	8.3
5. Dak Prescott	Dallas Cowboys	8.2
Jameis Winston	Tampa Bay Buccaneers	8.2
7. Kirk Cousins	Minnesota Vikings	8.1
8. Russell Wilson	Seattle Seahawks	8.0
9. Derek Carr	Oakland Raiders	7.9
Drew Brees	New Orleans Saints	7.9

Highest touchdown percentage in 2019 (qualifiers only):

Player	Team	TD Pct.
1. Lamar Jackson	Baltimore Ravens	9.0
2. Ryan Tannehill	Tennessee Titans	7.7
3. Drew Brees	New Orleans Saints	7.1
4. Matthew Stafford	Detroit Lions	6.5
5. Russell Wilson	Seattle Seahawks	6.0
6. Kirk Cousins	Minnesota Vikings	5.9
7. Jimmy Garoppolo	San Francisco 49ers	5.7
8. Patrick Mahomes	Kansas City Chiefs	5.4
9. Jameis Winston	Tampa Bay Buccaneers	5.3
Deshaun Watson	Houston Texans	5.3

GAMES WITH A 130 PASSER RATING

During the 2019 campaign, **Ryan Tannehill** produced a streak of four consecutive games with a passer rating greater than 130. The run included a 133.9 passer rating against the Kansas City Chiefs (Nov. 10), a 155.8 against the Jacksonville Jaguars (Nov. 24), a 131.2 at the Indianapolis Colts (Dec. 1) and a 140.4 at the Oakland Raiders (Dec. 8).

In franchise history, no quarterback prior to Tannehill had ever produced four consecutive starts with a passer rating of 130 or better (minimum 10 attempts per game). **Marcus Mariota** (2016) was the most recent of six Titans/Oilers signal callers to do so for three games before Tannehill.

Most consecutive games in a single season with a 130 passer rating, franchise history (minimum 10 attempts each game):

Player	Dates	Games
1. Ryan Tannehill	Nov. 10–Dec. 8, 2019	4
2. Marcus Mariota	Nov. 13–Nov. 27, 2016	3
Ryan Fitzpatrick	Nov. 10–Nov. 24, 2013	3
Steve McNair	Dec. 2–Dec. 16, 2001	3
Warren Moon	Oct. 22–Nov. 5, 1989	3
Dan Pastorini	Nov. 11–Nov. 22, 1979	3
George Blanda	Dec. 3–Dec. 17, 1961	3

Tannehill joined **Russell Wilson** (2015) and **John Hadl** (1973) as the only players in NFL history to register four consecutive games with a minimum of 10 pass attempts and a passer rating of at least 130.

Most consecutive games in a single season with a 130 passer rating, NFL history (through 2019; minimum 10 attempts each game):

Player	Team	Dates	Games
1. Ryan Tannehill	Tennessee	Nov. 10–Dec. 8, 2019	4
Russell Wilson	Seattle	Nov. 22–Dec. 13, 2015	4
John Hadl	L.A. Rams	Sept. 16–Oct. 7, 1973	4
4. (several tied)			3

Tannehill registered a total of six single-game passer ratings of 130 or greater in only 10 starts during the 2019 regular season. He tied Wilson with the most such performances in 2019 and also tied for the most by any NFL starting quarterback in any season since 1960. Green Bay's **Aaron Rodgers** (2011) and Dallas' **Tony Romo** (2014) are the only other quarterbacks to accomplish the feat.

In franchise history, former Oilers quarterback **Chris Chandler** previously had the most season games with a 130-plus passer rating, with four in 1995.

Most starts by a quarterback with a passer rating of 130.0 or greater, 1960–2019:

Player	Season	Team	Games
1. Ryan Tannehill	2019	Tennessee Titans	6
Russell Wilson	2019	Seattle Seahawks	6
Tony Romo	2014	Dallas Cowboys	6
Aaron Rodgers	2011	Green Bay Packers	6
5. (seven tied)			5

MOST TD PASSES IN A POSTSEASON

During the 2019 playoffs, **Ryan Tannehill** completed at least one touchdown pass in all three of the team's games and totaled five touchdown passes. Tannehill tied **Warren Moon's** 1991 franchise record for the most touchdown passes in a single postseason.

Most touchdown passes in a single postseason, franchise history:

Player	Season	TD Passes
1. Ryan Tannehill	2019	5
Warren Moon	1991	5
3. Marcus Mariota	2017	4
Warren Moon	1992	4
Dan Pastorini	1978	4
6. Steve McNair	2002	3
George Blanda	1960	3

RYAN TANNEHILL'S GAME-WINNING DRIVES

In his NFL career, quarterback **Ryan Tannehill** has led 26 game-winning drives in the fourth quarter or overtime, including the regular season and postseason. That includes 13 total games with the Titans from 2019 to 2021.

Per the Elias Sports Bureau, a game-winning drive is defined as when a quarterback's team scores on an offensive possession to put the team ahead (whether tied or from behind) for good in the fourth quarter or overtime.

Ryan Tannehill's game-winning drives:

Date/Opp.	Largest 4th Qtr Deficit/Tie	Score, Start of Drive	Drive Start	Tannehill's Drive Stats (Att-Cmp-Yds, TD, Rushing)	Drive Totals	Drive End	Game-Winning Scoring Play	Final Score
Dolphins Career:								
11/25/12 at Sea	14-21	21-21	1:32	4-3-51, 0 TD, 1 rush for 15 yds	7-65-1:32	0:00	D. Carpenter 43-yard FG	24-21
9/22/13 vs. Atl	20-23	20-23	4:46	12-9-69, 1 TD, 0 rushes	13-75-4:08	0:38	Tannehill 1-yard pass to D. Sims	27-23
12/8/13 at Pit	24-28	24-28	4:31	3-3-25, 1 TD, 0 rushes	4-80-1:38	2:53	Tannehill 12-yard pass to C. Clay	34-28
12/15/13 vs. NE	17-20	17-20	4:07	8-6-66, 1 TD, 0 rushes	9-60-2:52	1:15	Tannehill 14-yard pass to M. Thigpen	24-20
12/1/14 at NYJ	6-13	13-13	5:42	5-4-43, 0 TD, 0 rushes	9-57-3:45	1:57	C. Sturgis 26-yard FG	16-13
11/15/15 at Phi	13-16	13-16	3:09 (3rd Q)	3-3-62, 1 TD, 0 rushes	7-87-3:14	14:55	Tannehill 4-yard pass to J. Landry	20-19
1/3/16 vs. NE	10-10	10-10	9:50	4-4-77, 1 TD, 0 rushes	6-82-2:52	6:58	Tannehill 2-yard pass to J. Cameron	20-10
9/25/16 vs. Cle	24-24	24-24	9:39 (OT)	1-1-32, 0 TD, 0 rushes	3-44-1:13	8:26	J. Ajayi 11-yard run	30-24
10/23/16 vs. Buf	14-17	14-17	7:45	1-1-18, 0 TD, 0 rushes	6-64-3:49	3:56	D. Williams 12-yard run	28-25
11/20/16 at LAR	0-10	7-10	2:11	5-5-53, 1 TD, 0 rushes	7-75-1:35	0:36	Tannehill 9-yard pass to D. Parker	14-10
9/23/18 vs. Oak	14-17	14-17	8:06	0-0-0, 0 TD, 1 rush for 18 yds	2-70-0:48	7:18	A. Wilson end around 52-yard pass to J. Grant	28-20
12/2/18 vs. Buf	14-17	14-17	12:00	3-3-25, 1 TD, 0 rushes	6-75-3:18	8:42	Tannehill 13-yard pass to K. Stills	21-17
12/9/18 vs. NE	28-33	28-33	0:07	1-1-69, 1 TD, 0 rushes	1-69-0:07	0:00	K. Drake 69-yard pass play by R. Tannehill	34-33
Titans Career:								
10/20/19 vs. LAC	10-10	10-10	5:20 (3rd Q)	8-6-76, 1 TD, 1 rush for 2 yds	14-85-7:09	13:11	Tannehill 5-yard pass to T. Sharpe	23-20
10/27/19 vs. TB	20-23	20-23	13:49	11-9-85, 1 TD, 0 rushes	12-90-6:54	6:55	Tannehill 8-yard pass to A. Brown	27-23
11/10/19 vs. KC	20-29	27-32	1:21	3-2-43, 1 TD, 1 rush for 18 yds	4-61-0:58	14:37	Tannehill 23-yard pass to A. Humphries	35-32
9/14/20 at Den	13-14	13-14	3:05	7-5-40, 0 TD, 0 rushes	12-83-2:48	0:17	Gostkowski 25-yard FG	16-14
9/20/20 vs. Jax	30-30	30-30	3:29	4-2-10, 0 TD, 0 rushes	8-29-1:53	1:36	Gostkowski 49-yard FG	33-30
9/27/20 at Min	25-30	28-30	3:42	5-4-34, 0 TD, 0 rushes	9-44-1:58	1:44	Gostkowski 55-yard FG	31-30
10/18/20 vs. Hou	29-36	36-36	10:00 (OT)	2-2-55, 0 TD, 0 rushes	6-82-3:30	6:30	Henry 5-yard run	42-36
11/22/20 at Bal	13-21	24-24	7:58 (OT)	3-3-36, 0 TD, 0 rushes	6-73-2:37	5:21	Henry 29-yard run	30-24
1/3/21 at Hou	31-35	38-38	0:18	1-1-52, 0 TD, 0 rushes	3-56-0:18	0:00	Sloman 37-yard FG	41-38
9/19/21 at Sea	16-30	30-30	7:19 (OT)	0-0-0, 0 TD, 0 rushes	5-21-2:34	4:45	Bullock 36-yard FG	33-30
10/18/21 vs. Buf	24-31	27-31	8:01	5-5-58, 0 TD, 0 rushes	8-70-4:56	3:05	Henry 13-yard run	34-31
10/31/21 at Ind	21-24	31-31	5:48 (OT)	1-2-13, 0 TD, 0 rushes	4-5-1:45	4:03	Bullock 44-yard FG	34-31
12/23/21 vs. SF	17-17	17-17	2:16	2-2-10, 0 TD, 2 rushes for 22 yds	8-49-2:16	0:04	Bullock 44-yard FG	20-17

GAME-WINNING DRIVES SINCE 2019

From the time **Ryan Tannehill** joined the Titans in 2019 through the end of the 2021 regular season, he directed 13 total game-winning drives. Only Raiders quarterback **Derek Carr** (14) has more in that time period.

In 2021, Tannehill was credited with four game-winning drives: at Seattle (Sept. 19), against Buffalo (Oct. 18), at Indianapolis (Oct. 31) and against San Francisco (Dec. 23).

Per the Elias Sports Bureau, a game-winning drive is defined as when a quarterback's team scores on an offensive possession to put the team ahead (whether tied or from behind) for good in the fourth quarter or overtime.

Quarterbacks with the most game-winning drives from 2019 to 2021 (regular season):

Player	GW Drives
1. Derek Carr	14
2. Ryan Tannehill	13
3. Ben Roethlisberger	11
4. Tom Brady	9
Matthew Stafford	9
Russell Wilson	9
7. Josh Allen	8
Kirk Cousins	8
Justin Herbert	8
10. (five tied)	7

BAUGH, MONTANA & TANNEHILL

During the 2019 season, Titans quarterback **Ryan Tannehill** accomplished a statistical feat only reached previously by a pair of Pro Football Hall of Fame quarterbacks.

Tannehill's season statistics included a 70.3 completion percentage and an average of 9.6 yards per passing attempt.

In the history of the NFL, only two previous qualifying passers have enjoyed a season in which they completed at least 70.0 percent of their passes and averaged at least 9.0 yards per attempt: **Sammy Baugh** and **Joe Montana**.

Montana led the San Francisco 49ers to a Super Bowl XXIV title and won the NFL MVP award following a 1989 season in which he completed 70.2 percent of his passes (271 of 386) and averaged 9.1 yards per attempt (3,521 yards).

Baugh directed the Washington Redskins to the NFL Championship game in 1945, while completing 70.3 percent of his passes (128 of 182) and averaging 9.2 yards per attempt (1,669 yards).

Players in NFL history (through 2019) with a completion rate of at least 70.0 percent and a passing average of at least 9.0 yards per attempt (qualifiers only):

Player	Team	Year	Comp %	Yards/Att
Ryan Tannehill	Tennessee	2019	70.3	9.6
Joe Montana	San Francisco	1989	70.2	9.1
Sammy Baugh	Washington	1945	70.3	9.2



TITANS RUNNING BACKS

No.	Name	Ht	Wt	Exp	College
23	Cannon, Trenton	5-11	185	5	Virginia State
44	Carter, Tory	6-0	229	2	Louisiana State
36	Chestnut, Julius	5-11	228	R	Sacred Heart
25	Haskins, Hassan	6-2	228	R	Michigan
22	Henry, Derrick	6-3	247	7	Alabama
40	Hilliard, Dontrell	5-11	202	5	Tulane
20	Wilkins, Jordan	6-1	212	5	Mississippi

#22 • RB DERRICK HENRY

6-3, 247, 7th Year, Alabama

[Click for complete bio](#)



Running back **Derrick Henry** is in his seventh NFL season in 2022. He was selected by the Titans with the 45th overall pick in the second round of the 2016 NFL Draft.

From his rookie season through 2021, Henry ranked second in the NFL with 6,797 rushing yards, trailing only Dallas Cowboys running back **Ezekiel Elliott** (7,386). Henry's 65 rushing touchdowns led the league over the same period. In franchise history, Henry finished 2021 ranked fourth in career rushing yards behind **Eddie George** (10,009), **Earl Campbell** (8,574) and **Chris Johnson** (7,965), and his rushing touchdowns were second behind only Campbell (73).

In 2021, Henry's season was affected by a foot injury that caused him to be placed on injured reserve for the final nine games of the regular season. Prior to the injury, he was leading the NFL with 937 rushing yards and 10 rushing touchdowns, numbers that still ranked ninth and tied for sixth, respectively, at the conclusion of the regular season. He returned to start in the team's divisional playoff contest and rushed for 62 yards and one score.

Henry was honored in 2021 with his first career nomination for the NFL's Walter Payton Man of the Year Award.

In 2020, Henry was named the Associated Press NFL Offensive Player of the Year after an historic campaign in which he totaled 378 rushing attempts for 2,027 yards and 17 touchdowns. His rushing yardage total established a new franchise record and led the NFL. As the eighth player in NFL annals to hit the 2,000-yard mark, his 2,027 yards finished fifth on the all-time single-season rushing charts. He was recognized with his second consecutive Pro Bowl, named first-team Associated Press All-Pro, and won the FedEx Ground Player of the Year Award for the second consecutive year.

Henry was a first-time team captain in 2020. He started all 16 regular season games for the first time and became the first player since **LaDainian Tomlinson** (2006-07) to lead the NFL in rushing yards in consecutive years. He was the first player in more than 50 years to lead the league in rushing yards, attempts and rushing touchdowns in consecutive seasons and the fifth player ever to do so. The most recent prior to him was Cleveland's **Leroy Kelly** from 1967 to 1968.

Henry's 17 rushing touchdowns in 2020 set a career high and finished as the second-best total in franchise history behind Campbell's 19 rushing touchdowns in 1979.

In 2019, Henry was named to his first Pro Bowl and added second-team Associated Press All-Pro honors after leading the NFL in rushing. In 15 games, he totaled 1,540 yards on 303 carries (5.1 avg.), joining **Billy Cannon** (AFL, 1961), Campbell (1978-80) and Johnson (2009) as the only running backs in franchise history to lead their respective leagues in rushing. At the time, Henry's single-season total ranked fourth in franchise annals behind Johnson's 2009 total (2,006) and Campbell's 1979 (1,697) and 1980 (1,934) performances.

With 16 rushing touchdowns in 2019, Henry tied for the NFL lead (**Aaron Jones**). Adding his two receiving touchdowns, his 18 total touchdowns were third in the NFL and tied for second in franchise annals (19 by Campbell in 1979; 18 by **Bill Groman** in 1961).

Henry's performance late in the 2019 season was instrumental in the

team's run to the AFC championship game. Over the final six games of the regular season plus three playoff appearances, Henry registered seven 100-yard games. During a three-game stretch (Dec. 29 at Houston, Jan. 4 at New England and Jan. 11 at Baltimore), he became the first player in NFL history to rush for at least 180 yards in three consecutive regular season and/or postseason games.

Henry authored his first career 1,000-yard season in 2018 and the 28th 1,000-yard rushing season in franchise history, totaling 1,059 yards and 12 touchdowns on 215 carries—all then-career highs.

His 2018 rushing yardage ranked second in the AFC to **Joe Mixon's** 1,168 yards, and he finished seventh in the NFL. Henry's 12 rushing touchdowns tied **James Connor** for third place in the NFL behind **Todd Gurley** (17) and **Alvin Kamara** (14).

Henry was named AFC Offensive Player of the Month for December 2018. His 625 rushing yards in the month were the most by any NFL player in any month during the season.

Against the Jacksonville Jaguars on Dec. 6, 2018, Henry recorded one of the greatest single games in franchise history in front of a national television audience. He broke Johnson's single-game franchise record (228) with 238 rushing yards, including a 99-yard touchdown run—one of his four touchdowns in the contest. He joined **Tony Dorsett** as the only two players in NFL history to rush for a 99-yard score.

In 2017, Henry shared time in the Titans backfield with **DeMarco Murray**. Henry led the team with 744 rushing yards on 176 carries, and he added 11 receptions for 136 yards and a touchdown. His five rushing touchdowns tied for second on the club.

As a rookie in 2016, Henry played in 15 games with one start, splitting reps in the backfield with Murray. He carried the ball 110 times for 490 yards and five touchdowns and added 137 yards on 13 receptions. Henry became the third rookie for the franchise in the "Titans era" to score at least five touchdowns in a season, joining **Vince Young** (seven rushing touchdowns in 2006) and Johnson (nine rushing and one receiving in 2008).

The Heisman Trophy winner played three seasons (2013–2015) at the University of Alabama, where he set numerous school and SEC records while helping his team win a National Championship in 2015. He played in 39 games and totaled 602 carries for 3,591 yards and 42 rushing touchdowns and added 285 yards on 17 career receptions with three receiving scores. During Alabama's victory over Clemson in the 2016 College Football Playoff National Championship, he broke **Shaun Alexander's** record for most career rushing yards in Alabama history.

In his final collegiate season, Henry rushed for an Alabama and Southeastern Conference record 2,219 yards, which led the nation and ranked fifth in FBS history. He recorded 100-yard rushing games 10 times and had four 200-yard games during the season. His 28 rushing touchdowns were a national best and an SEC record, snapping **Tim Tebow** and **Tre Mason's** old mark of 23. In addition to the Heisman, he also won the Doak Walker Award, Walter Camp Award and Maxwell Award, among a multitude of other honors.

Henry is a native of Yulee, Fla.



Henry's 2022 Preseason Statistics:

Year	GP	GS	Att	Yds	Avg	Lg	TD	Rec	Yds	Avg	Lg	TD
2022	0	0	0	0	-	-	0	0	0	-	-	0

Henry's Career Regular Season Statistics:

Year	GP	GS	Att	Yds	Avg	Lg	TD	Rec	Yds	Avg	Lg	TD
2016	15	2	110	490	4.5	22	5	13	137	10.5	29	0
2017	16	2	176	744	4.2	75t	5	11	136	12.4	66t	1
2018	16	12	215	1,059	4.9	99t	12	15	99	6.6	21	0
2019	15	15	303	1,540	5.1	74t	16	18	206	11.4	75t	2
2020	16	16	378	2,027	5.4	94t	17	19	114	6.0	53	0
2021	8	8	219	937	4.3	76t	10	18	154	8.6	16	0
2022	0	0	0	0	-	-	0	0	0	-	-	0
Totals	86	55	1,401	6,797	4.9	99t	65	94	846	9.0	75t	3

Henry's Career Postseason Statistics:

Year	GP	GS	Att	Yds	Avg	Lg	TD	Rec	Yds	Avg	Lg	TD
2017	2	2	35	184	5.3	35t	1	5	56	11.2	29	0
2019	3	3	83	446	5.4	66	2	5	21	4.2	22	0
2020	1	1	18	40	2.2	8	0	3	11	3.7	7	0
2021	1	1	20	62	3.1	9	1	0	0	-	-	0
Totals	7	7	156	732	4.7	66	4	13	88	6.8	29	0

Henry's Regular Season Single-Game Highs:

- Rushing Attempts** - 35 at Seattle (9/19/21)
- Rushing Yards** - 250 at Houston (1/3/21)
- Long Rush** - 99t vs. Jacksonville (12/6/18)
- Rushing Touchdowns** - 4 vs. Jacksonville (12/6/18)
- Receptions** - 6 at Seattle (9/19/21)
- Receiving Yards** - 75 at Cleveland (9/8/19)
- Long Reception** - 75t at Cleveland (9/8/19)
- Receiving Touchdowns** - 1 (Three times, last at Carolina, 11/3/19)

Henry's Playoff Single-Game Highs:

- Rushing Attempts** - 34 at New England (1/4/20)
- Rushing Yards** - 195 at Baltimore (1/11/20)
- Long Rush** - 66 at Baltimore (1/11/20)
- Rushing Touchdowns** - 1 (Four times, last vs. Cincinnati, 1/22/22)
- Receptions** - 3 (Twice, last vs. Baltimore, 1/10/21)
- Receiving Yards** - 35 at Kansas City (1/6/18)
- Long Reception** - 29 at Kansas City (1/6/18)
- Receiving Touchdowns** - (none)

LEADERS SINCE HENRY'S ROOKIE YEAR

From the time he entered the NFL as a second-round draft pick in 2016 through the 2021 campaign, **Derrick Henry** ranked second in the NFL in rushing yards. He trailed only Dallas Cowboys running back **Ezekiel Elliott** in that time period, despite not being the Titans' regular starter until 2018.

NFL rushing yards leaders since 2016:

Player	Rushing Yards
1. Ezekiel Elliott	7,386
2. Derrick Henry	6,797
3. Melvin Gordon	5,503
4. Todd Gurley	4,976
5. Dalvin Cook	4,820
6. Nick Chubb	4,816
7. Mark Ingram	4,683
8. Joe Mixon	4,564
9. Jordan Howard	4,361
10. Alvin Kamara	4,238

During his first six NFL seasons, Henry compiled 65 rushing touchdowns. He led the NFL from 2016 to 2021, reaching the end zone eight more times than the next-closest rusher on the list, **Todd Gurley** (57).

NFL rushing touchdown leaders since 2016:

Player	Rushing Yards
1. Derrick Henry	65
2. Todd Gurley	57
3. Ezekiel Elliott	56
4. Melvin Gordon	53
5. Alvin Kamara	47
6. Aaron Jones	41
Latavius Murray	41
8. Dalvin Cook	39
9. Mark Ingram	38
10. James Conner	37
Jordan Howard	37

RUSHING YARDS SINCE WEEK 14 OF 2018

Since Dec. 6, 2018, when **Derrick Henry** set a then-franchise record with 238 rushing yards in a game against Jacksonville, he has been the NFL's rushing leader. He has over 900 yards more than any other player since that time.

NFL rushing yards leaders since Week 14 of 2018:

Player	Rushing Yards
1. Derrick Henry	5,089
2. Dalvin Cook	4,154
3. Nick Chubb	4,122
4. Ezekiel Elliott	3,623
5. Lamar Jackson	3,269
6. Joe Mixon	3,183
7. Josh Jacobs	3,087
8. Aaron Jones	3,073
9. Jonathan Taylor	2,980
10. David Montgomery	2,808

FRANCHISE ALL-TIME LEADERS

On Sept. 27, 2020, Titans running back **Derrick Henry** passed **Lorenzo White** (4,079 career rushing yards) for fourth place on the franchise's all-time rushing list. Henry trails only **Eddie George** (10,009), **Earl Campbell** (8,574) and **Chris Johnson** (7,965) on the list.

Franchise all-time rushing leaders:

Player	Seasons	Rushing Yards
1. Eddie George	1996–2003	10,009
2. Earl Campbell	1978–1984	8,574
3. Chris Johnson	2008–2013	7,965
4. Derrick Henry	2016–2021	6,797
5. Lorenzo White	1988–1994	4,079
6. Hoyle Granger	1966–1970, 1972	3,514
7. Steve McNair (QB)	1995–2005	3,439
8. Mike Rozier	1985–1990	3,426
9. Charles Tolar	1960–1966	3,277
10. Ronnie Coleman	1974–1981	2,769

On Oct. 19, 2021, Henry passed George (64 career rushing touchdowns) for the second-highest total of rushing touchdowns in franchise history. Only Campbell (73) has more with the franchise than Henry.

Most career rushing touchdowns in franchise history:

Player	Seasons	Rushing TDs
1. Earl Campbell	1978–1984	73
2. Derrick Henry	2016–2021	65
3. Eddie George	1996–2003	64
4. Chris Johnson	2008–2013	50
5. Steve McNair	1995–2005	36
6. Lorenzo White	1988–1994	29
7. Mike Rozier	1985–1990	27
8. LenDale White	2006–2009	24
9. (three tied)		21

Henry ranks third in franchise history in total touchdowns. George ranks first with 74 (64 rushing, 10 receiving), followed by Campbell with 73 (73 rushing) and then Henry.

Most total touchdowns in franchise history:

Player	Seasons	Rush TDs	Rec TDs	Ret TDs	Total TDs
1. Eddie George	1996–2003	64	10	0	74
2. Earl Campbell	1978–1984	73	0	0	73
3. Derrick Henry	2016–2021	65	3	0	68
4. Chris Johnson	2008–2013	50	8	0	58
5. Charlie Hennigan	1960–1966	0	51	0	51
6. Ken Burrough	1971–1981	1	47	0	48
7. Ernest Givins	1986–1994	1	46	1	48
8. Drew Hill	1985–1991	0	47	0	47
9. Haywood Jeffries	1987–1995	0	47	0	47
10. Derrick Mason	1997–2004	0	37	3	40

2021 NFL RUSHING LEADERS

Despite having not played from Week 9 to Week 18 due to injury, Titans running back **Derrick Henry** ranked ninth in the NFL in rushing in 2021 after taking the league's rushing crown for the 2019 and 2020 seasons.

Henry also tied for sixth place in the NFL in 2021 with 10 rushing touchdowns.

NFL rushing leaders in 2021:

Player	Team	Games	Rushing Yards
1. Jonathan Taylor	Indianapolis Colts	17	1,811
2. Nick Chubb	Cleveland Browns	14	1,259
3. Joe Mixon	Cincinnati Bengals	16	1,205
4. Najee Harris	Pittsburgh Steelers	17	1,200
5. Dalvin Cook	Minnesota Vikings	13	1,159
6. Antonio Gibson	Washington Football Team	16	1,037
7. Ezekiel Elliott	Dallas Cowboys	17	1,002
8. Elijah Mitchell	San Francisco 49ers	11	963
9. Derrick Henry	Tennessee Titans	8	937
10. Damien Harris	New England Patriots	15	929

65+ YARD SCRIMMAGE TOUCHDOWNS

Since the beginning of the 2017 campaign, **Derrick Henry** has scored nine total touchdowns—seven rushing and two receiving—that went for 65 yards or more. He leads the NFL in that time period.

Most scrimmage touchdowns of 65-plus yards, 2017-21:

Player	65+ Yard Scrimmage Touchdowns
1. Derrick Henry	9
2. Tyreek Hill	7
3. A.J. Brown	4
Robby Anderson	4
Saquon Barkley	4
Ja'Marr Chase	4
Kenyan Drake	4
JuJu Smith-Schuster	4
Marquez Valdes-Scantling	4
10. (several tied)	3

Derrick Henry's career scrimmage touchdowns of 65-plus yards:

Date	Opponent	Rush/Rec	Yards
Dec. 6, 2018	Jacksonville	Rushing	99
Oct. 18, 2020	Houston	Rushing	94
Oct. 18, 2021	Buffalo	Rushing	76
Sept. 9, 2019	at Cleveland	Receiving	75
Dec. 3, 2017	Houston	Rushing	75
Nov. 24, 2019	Jacksonville	Rushing	74
Oct. 16, 2017	Indianapolis	Rushing	72
Nov. 10, 2019	Kansas City	Rushing	68
Dec. 31, 2017	Jacksonville	Receiving	66

RUSHING TDS OF 50+ YARDS

Since he entered the NFL as a second-round draft pick in 2016, **Derrick Henry** has had a league-high 11 touchdown runs of at least 50 yards.

Chris Johnson (11) and **DeMarco Murray** (two) are the only other Tennessee players in the "Titans era" (1999–present) with more than one total rushing touchdown of at least 50 yards.

Most rushing touchdowns of 50 yards or more from 2016–2021:

Player	Rushing TDs
1. Derrick Henry	11
2. Saquon Barkley	6
3. Nick Chubb	5
4. Kenyan Drake	4
5. Isaiah Crowell	3
Aaron Jones	3
Christian McCaffrey	3
Miles Sanders	3
Jonathan Taylor	3
10. (several tied)	2

RUSHING IN THE FOURTH QUARTER

Since 2017, running back **Derrick Henry** has accumulated more rushing yards in the fourth quarter than any other NFL running back, including a league-high 523 fourth-quarter rushing yards in 2020.

Most fourth-quarter rushing yards from 2017–2021:

Player	Att	Yds	Avg	TD
1. Derrick Henry	337	1,813	5.4	16
2. Nick Chubb	214	1,336	6.2	11
3. Ezekiel Elliott	284	1,258	4.4	11
4. Kareem Hunt	267	1,207	4.5	12
5. Melvin Gordon	243	1,102	4.5	8
6. Todd Gurley	240	1,014	4.2	12
7. Alvin Kamara	239	1,012	4.2	12
8. Dalvin Cook	217	1,011	4.7	10
9. Joe Mixon	243	997	4.1	12
10. Kenyan Drake	199	949	4.8	10



HENRY'S CAREER 100-YARD RUSHING GAMES

Date	Opp	W/L	No.	Yds.	Avg.	Lg	TD
1/3/21	at Houston	W	34	250	7.4	52t	2
12/6/18	Jacksonville	W	17	238	14.0	99t	4
12/13/20	at Jacksonville	W	26	215	8.3	47	2
10/18/20	Houston	W	22	212	9.6	94t	2
12/29/19	at Houston	W	32	211	6.6	53t	3
1/11/20	at Baltimore*	W	30	195	6.5	66	0
11/10/19	Kansas City	W	23	188	8.2	68t	2
9/19/21	at Seattle	W	35	182	5.2	60t	3
1/4/20	at New England*	W	34	182	5.4	29	1
11/29/20	at Indianapolis	W	27	178	6.6	31	3
12/16/18	at N.Y. Giants	W	33	170	5.2	22	2
11/24/19	Jacksonville	W	19	159	8.4	74t	2
10/3/21	at N.Y. Jets	L	33	157	4.8	22	1
1/6/18	at Kansas City*	W	23	156	6.8	35t	1
12/1/19	at Indianapolis	W	26	149	5.7	34	1
12/20/20	Detroit	W	24	147	6.1	33	1
10/18/21	Buffalo	W	20	143	7.2	76t	3
11/22/20	at Baltimore	W	28	133	4.8	29t	1
10/16/17	Indianapolis	W	19	131	6.9	72t	1
10/10/21	at Jacksonville	W	29	130	4.5	15	3
9/27/20	at Minnesota	W	26	119	4.6	16	2
9/14/20	at Denver	W	31	116	3.7	13	0
9/26/21	Indianapolis	W	28	113	4.0	19	0
11/1/20	at Cincinnati	L	18	112	6.2	21	1
12/3/17	Houston	W	11	109	9.9	75t	1
11/12/20	Indianapolis	L	19	103	5.4	20	0
12/8/19	at Oakland	W	18	103	5.7	24	2
9/29/19	at Atlanta	W	27	100	3.7	16	0

* Playoffs

ACTIVE RUSHING AVERAGE LEADERS BY RBs

Among all active NFL running backs at the end of the 2021 campaign, Henry ranked third in career rushing average.

Best career rushing average among all active NFL running backs (through 2021; minimum 750 career attempts):

Player	Rushing Average
1. Nick Chubb	5.30
2. Aaron Jones	5.06
3. Derrick Henry	4.85
4. Dalvin Cook	4.73
5. Alvin Kamara	4.65
6. Kareem Hunt	4.61
7. Christian McCaffrey	4.59
8. Chris Carson	4.55
9. Mark Ingram	4.49
10. Ezekiel Elliott	4.48

SINGLE-GAME FRANCHISE RUSHING

On Jan. 3, 2021, **Derrick Henry** rushed for 250 yards to break his own franchise single-game record. He now owns five of the top eight single-game rushing totals in team annals.

Most rushing yards in a game, franchise history:

Player	Date	Opponent	Rushing Yards
1. Derrick Henry	1/3/21	at Houston	250
2. Derrick Henry	12/6/18	Jacksonville	238
3. Chris Johnson	11/1/09	Jacksonville	228
4. Eddie George	8/31/97	Oakland	216
	12/10/61	at New York	216
6. Derrick Henry	12/13/20	at Jacksonville	215
7. Derrick Henry	10/18/20	Houston	212
8. Derrick Henry	12/29/19	at Houston	211
9. Earl Campbell	11/16/80	at Chicago	203
Earl Campbell	10/19/80	Tampa Bay	203

SINGLE-SEASON FRANCHISE RUSHING

Derrick Henry recorded the top rushing season in franchise history with 2,027 rushing yards in 2020. He now owns two of the top five rushing seasons in franchise annals.

In 2019, Henry led the NFL with 1,540 yards, which at the time ranked fourth for a single Titans/Oilers season.

Most rushing yards in a season, franchise history:

Player	Season	Att	Yds	Avg	Long	TD
1. Derrick Henry	2020	378	2,027	5.4	94t	17
2. Chris Johnson	2009	358	2,006	5.6	91	14
3. Earl Campbell	1980	373	1,934	5.2	55	13
4. Earl Campbell	1979	368	1,697	4.6	61	19
5. Derrick Henry	2019	303	1,540	5.1	74	16
6. Eddie George	2000	403	1,509	3.7	35	14
7. Earl Campbell	1978	302	1,450	4.8	81	13
8. Eddie George	1997	357	1,399	3.9	30	6
9. Earl Campbell	1981	361	1,376	3.8	43	10
10. Eddie George	1996	335	1,368	4.1	76	8

SINGLE-SEASON RUSHING TDS, TEAM HISTORY

Derrick Henry's 17 rushing touchdowns in 2020 gave him the second-highest single-season total in team history. Only **Earl Campbell**—with 19 rushing touchdowns in 1979—had more.

Most rushing touchdowns in a season, franchise history:

Player	Season	Rushing TDs	
1. Earl Campbell	1979	19	
2. Derrick Henry	2020	17	
3. Derrick Henry	2019	16	
4. LenDale White	2008	15	
5. Eddie George	2000	14	
	Chris Johnson	2009	14
7. Earl Campbell	1978	13	
	Earl Campbell	1980	13
9. Derrick Henry	2018	12	
	Earl Campbell	1983	12
	Eddie George	2002	12

1,000 RUSH YARDS/12 TOUCHDOWNS

Titans running back **Derrick Henry** rushed for 2,027 yards and 17 touchdowns in 2020. The performance came after he produced 1,059 rushing yards and 12 rushing touchdowns in 2018, followed by 1,540 rushing yards and 16 rushing touchdowns in 2019.

Henry became the first NFL player since **LaDainian Tomlinson** (2002-07) and the ninth player in NFL history to record at least three consecutive seasons in which he rushed for at least 1,000 yards and 12 touchdowns.

Players in NFL history with 1,000 rushing yards and 12 rushing touchdowns in three consecutive seasons:

Player	Team	Seasons	Total
Derrick Henry	Tennessee	2018–2020	3
LaDainian Tomlinson	San Diego	2002–2007	6
Rudi Johnson	Cincinnati	2004–2006	3
Shaun Alexander	Seattle	2001–2005	5
Terrell Davis	Denver	1996–1998	3
Emmitt Smith	Dallas	1994–1996	3
Barry Sanders	Detroit	1989–1991	3
Eric Dickerson	L.A. Rams	1983–1985	3
Earl Campbell	Houston	1978–1980	3

2020 NFL RUSHING LEADERS

Titans running back **Derrick Henry** won the NFL's 2020 rushing title with 2,027 yards in 2020, outdistancing the next-closest competitor by 470 yards (1,557 by **Dalvin Cook**).

Henry became the first player to lead the NFL in rushing in consecutive seasons since **LaDainian Tomlinson** in 2006 and 2007. Since the 1970 AFL-NFL merger, Henry is the eighth different player to lead the league in rushing in back-to-back seasons. The list includes Tomlinson, **O.J. Simpson** (1972-73, 1975-76), **Earl Campbell** (1978-80), **Eric Dickerson** (1983-84), **Emmitt Smith** (1991-93), **Barry Sanders** (1996-97) and **Edgerrin James** (1999-2000).

NFL rushing yardage leaders in 2020:

Player	Team	Rushing Yards
1. Derrick Henry	Tennessee Titans	2,027
2. Dalvin Cook	Minnesota Vikings	1,557
3. Jonathan Taylor	Indianapolis Colts	1,169
4. Aaron Jones	Green Bay Packers	1,104
5. James Robinson	Jacksonville Jaguars	1,070
6. David Montgomery	Chicago Bears	1,070
7. Nick Chubb	Cleveland Browns	1,067
8. Josh Jacobs	Las Vegas Raiders	1,065
9. Lamar Jackson	Baltimore Ravens	1,005
10. Melvin Gordon	Denver Broncos	986

Henry also led the NFL with 17 rushing touchdowns in 2020. The total was tied for the second most in the NFL in a 10-year span (2011-20). In that time, only **LeGarrette Blount** (18 in 2016) had more than Henry, **Todd Gurley** (17 in 2018) and **LeSean McCoy** (17 in 2011).

NFL rushing touchdown leaders in 2020:

Player	Team	Rushing TDs
1. Derrick Henry	Tennessee Titans	17
2. Alvin Kamara	New Orleans Saints	16
Dalvin Cook	Minnesota Vikings	16
4. Josh Jacobs	Las Vegas Raiders	12
Cam Newton	New England Patriots	12
Nick Chubb	Cleveland Browns	12
7. Jonathan Taylor	Indianapolis Colts	11
Antonio Gibson	Washington Football Team	11
Kyler Murray	Arizona Cardinals	11
10. Kenyan Drake	Arizona Cardinals	10

THE 2,000-YARD CLUB

Derrick Henry was the eighth player in NFL history to reach the 2,000-yard rushing mark in a season. His 2,027 yards rank fifth all-time.

All-time NFL single-season rushing leaders:

Player	Team	Season	Rushing Yards
1. Eric Dickerson	Los Angeles Rams	1984	2,105
2. Adrian Peterson	Minnesota Vikings	2012	2,097
3. Jamal Lewis	Baltimore Ravens	2003	2,066
4. Barry Sanders	Detroit Lions	1997	2,053
5. Derrick Henry	Tennessee Titans	2020	2,027
6. Terrell Davis	Denver Broncos	1998	2,008
7. Chris Johnson	Tennessee Titans	2009	2,006
8. O.J. Simpson	Buffalo Bills	1973	2,003



DERRICK HENRY IN 2020

- Led the NFL and set a franchise record with 2,027 rushing yards in 2020, becoming the eighth player in league annals to rush for at least 2,000 yards in a season. His 2,027 rushing yards gave him the fifth-highest total in NFL history behind **Eric Dickerson's** 2,105 (1984), **Adrian Peterson's** 2,097 (2012), **Jamal Lewis' 2,066** (2003) and **Barry Sanders' 2,053** (1997). Henry broke **Chris Johnson's** franchise mark of 2,006 rushing yards in 2009.
- Named the Associated Press NFL Offensive Player of the Year and was named to his second consecutive Pro Bowl. He won his second consecutive FedEx Ground Player of the Year Award and added first-team AP All-Pro honors. Additionally, he earned first-team All-Pro honors from Pro Football Focus, Pro Football Writers of America and Sporting News and was the 101 Awards AFC Offensive Player of the Year.
- Became the first player since **LaDainian Tomlinson** (2006-07) to lead the NFL in rushing yards in consecutive seasons. Henry previously led the league in 2019 with 1,540 rushing yards.
- Became the fifth all-time NFL player to lead the NFL in rushing yards, attempts and rushing touchdowns in consecutive seasons. It is a feat that had not been attained since Cleveland's **Leroy Kelly** did it from 1967 to 1968. The only other players to achieve it are **Jim Brown** (1958-59), **Steve Van Buren** (1947-49) and **Bill Paschal** (1943-44).
- Established a single-game franchise record with 250 rushing yards on Jan. 3 at Houston. He broke his own club record of 238 rushing yards, established against the Jacksonville Jaguars on Dec. 6, 2018. Henry's 250 rushing yards tied for the 13th-best single-game total in the NFL since 1948.
- Became the first player in NFL history with five career games with at least 200 rushing yards and two rushing touchdowns.
- Became the fourth player in NFL history with at least five career 200-yard rushing games, joining **O.J. Simpson** (six), **Adrian Peterson** (six) and **Tiki Barber** (five).
- Set a career high with 17 rushing touchdowns in 2020, finishing with the second-best total in franchise history behind **Earl Campbell's** 19 rushing touchdowns in 1979.
- Finished the 2020 season with 1,221 rushing yards in road games, the most by any NFL running back since 1948. The previous high was held by **Eric Dickerson**, who had 1,087 rushing yards in road games for the Los Angeles Rams in 1984.
- Dating back to 2019, he had a streak of nine consecutive road games with at least 100 rushing yards, passing **Chris Johnson** (eight games from 2009-10) for the second-longest such streak in NFL history behind only Barry Sanders' 10-game road streak from 1996-97).
- Became the fifth player in NFL history with three 200-yard rushing games in a season, joining **Earl Campbell** (four in 1980), **O.J. Simpson** (1973), **Tiki Barber** (2005) and **Jay Ajayi** (2016).
- Became the first NFL player since **LaDainian Tomlinson** (2002-07) and the ninth player in NFL history to record at least three consecutive seasons in which he rushed for at least 1,000 yards and 12 touchdowns.
- Finished the season with 2,141 scrimmage yards (2,027 rushing and 114 receiving), which ranks second in franchise history behind **Chris Johnson's** 2,509 scrimmage yards in 2009.
- Registered 10 games in 2020 with at least 100 rushing yards to tie **Earl Campbell** (1980) for the third-most in franchise history. Only Campbell in 1979 (11) and **Chris Johnson** in 2009 (12) had more 100-yard rushing games in a Titans/Oilers season than Henry. Henry's 10 100-yard games in 2020 were the most in the NFL since Dallas running back **DeMarco Murray** had 12 in 2014.
- Became the NFL's first player to rush for at least 175 and two touchdowns four times in a season.
- Joined **Terrell Davis** (1997-98), **Shaun Alexander** (2004-05) and **Larry Johnson** (2005-06) as the only players in NFL history to rush for 1,500 yards and 15 touchdowns in two consecutive seasons.
- Established a streak of 20 consecutive games in the regular season and playoffs with at least 18 rushing attempts, the second-longest streak of its kind in the NFL since 1948. The only player with more consecutive 18-carry games in the regular season and postseason



was **Emmitt Smith**, whose streak was 23 games with the Dallas Cowboys from 1995 to 1996.

- Became the first player in NFL history to produce more than one overtime touchdown run in a season. He joined **LaDainian Tomlinson** as the NFL's only players with multiple career touchdown runs in overtime. Tomlinson had three during his career.
- Joined **Bo Jackson, Ahman Green, Chris Johnson** and **Lamar Miller** as the only NFL players to record two career rushing touchdowns of at least 90 yards. Henry joined Miller (two 97-yard touchdown runs) as the only players to ever record multiple touchdown runs of at least 94 yards.

300 CARRIES/15 TOUCHDOWNS/5.0 AVG

Derrick Henry won the NFL's rushing title with 303 carries for 1,540 yards and 16 touchdowns in 2019. He followed in 2020 with 378 carries for 2,027 yards and 17 touchdowns.

He became the first player in NFL history to produce multiple seasons with a minimum of 300 rushing attempts, a rushing average of at least 5.0 yards per carry and a minimum of 15 rushing touchdowns

The only other players to do so once in their careers are **O.J. Simpson** (1975), **Terrell Davis** (1998), **Priest Holmes** (2002), **Ahman Green** (2003), **Larry Johnson** (2005), **Shaun Alexander** (2005), **LaDainian Tomlinson** (2016), **Ezekiel Elliott** (2016) and **Dalvin Cook** (2020).

Individual seasons in NFL history with a minimum of 300 rushing attempts, 15 rushing touchdowns and a 5.0 rushing average in a single season:

Player	Team	Season	Att	Yards	Avg	TD
Derrick Henry	Tennessee	2020	378	2,027	5.4	17
Dalvin Cook	Minnesota	2020	312	1,557	5.0	16
Derrick Henry	Tennessee	2019	303	1,540	5.1	16
Ezekiel Elliott	Dallas	2016	322	1,631	5.1	15
LaDainian Tomlinson	San Diego	2006	348	1,815	5.2	28
Shaun Alexander	Seattle	2005	370	1,880	5.1	27
Larry Johnson	Kansas City	2005	336	1,750	5.2	20
Ahman Green	Green Bay	2003	355	1,883	5.3	15
Priest Holmes	Kansas City	2002	313	1,615	5.2	21
Terrell Davis	Denver	1998	392	2,008	5.1	21
O.J. Simpson	Buffalo	1975	329	1,817	5.5	16

CONSECUTIVE 100-YARD ROAD GAMES

Titans running back **Derrick Henry** recorded 149 rushing yards at Indianapolis on Dec. 1, 2019. Over the course of the next year, he registered at least 100 rushing yards in eight more consecutive regular season road games, increasing his streak to nine games before it ended with a 98-yard effort at Green Bay on Dec. 27, 2020.

In NFL history, Henry's streak is the second-longest continuous stretch of its kind. Detroit's **Barry Sanders** had 10 road games in a row with 100-plus yards from 1996 to 1997.

Most consecutive road games with at least 100 rushing yards in NFL history:

Player	Team	Dates	Games
1. Barry Sanders	Detroit	11/24/1996–12/14/1997	10
2. Derrick Henry	Tennessee	12/1/2019–12/13/2020	9
3. Chris Johnson	Tennessee	10/18/2009–10/18/2010	8
4. Marcus Allen	L.A. Raiders	11/3/1985–9/14/1986	7
5. Arian Foster	Houston	12/22/2011–11/22/2012	6
Gerald Riggs	Atlanta	10/13/1985–12/22/1985	6
DeMarco Murray	Dallas	9/14/2014–12/4/2014	6

FIVE CONSEC. TEAM GAMES WITH RUSHING TD

Derrick Henry recorded a streak in 2020 of at least one rushing touchdown in five consecutive team games. It was his second such streak in as many seasons and tied for the longest such streak in franchise history. **DeMarco Murray** (2016) and **Earl Campbell** (twice—1979 and 1983) are the only other franchise players with five consecutive team games with a rushing touchdown.

Most consecutive team games with a rushing touchdown, franchise history:

Player	Season	Consec. Team Games with a Rushing TD
1. Derrick Henry	2020	5
Derrick Henry	2019	5
DeMarco Murray	2016	5
Earl Campbell	1983	5
Earl Campbell	1979	5
6. (eight tied)		4

2019 NFL RUSHING LEADERS

Titans running back **Derrick Henry** claimed the NFL's 2019 rushing title with 1,540 yards on 303 carries (5.1 avg.). The next-closest finisher was Cleveland's **Nick Chubb**, who had 1,494 rushing yards.

Henry joined **Billy Cannon** (AFL, 1961), **Earl Campbell** (1978-80) and **Chris Johnson** (2009) as the only running backs in franchise history to lead their respective leagues in rushing.

NFL rushing leaders in 2019:

Player	Team	Rushing Yards
1. Derrick Henry	Tennessee Titans	1,540
2. Nick Chubb	Cleveland Browns	1,494
3. Christian McCaffrey	Carolina Panthers	1,387
4. Ezekiel Elliott	Dallas Cowboys	1,357
5. Chris Carson	Seattle Seahawks	1,230
6. Lamar Jackson	Baltimore Ravens	1,206
7. Leonard Fournette	Jacksonville Jaguars	1,152
8. Josh Jacobs	Oakland Raiders	1,150
9. Joe Mixon	Cincinnati Bengals	1,137
10. Dalvin Cook	Minnesota Vikings	1,135

2019 TOUCHDOWN LEADERS

Titans running back **Derrick Henry** tied Green Bay's **Aaron Jones** for the NFL lead with 16 rushing touchdowns in 2019.

Additionally, Henry ranked third in the NFL with 18 total touchdowns behind Carolina's **Christian McCaffrey** and Jones, who each scored 19 total touchdowns.

NFL leaders in rushing touchdowns in 2019:

Player	Team	Rushing TDs
1. Derrick Henry	Tennessee Titans	16
Aaron Jones	Green Bay Packers	16
3. Christian McCaffrey	Carolina Panthers	15
4. Dalvin Cook	Minnesota Vikings	13
5. Todd Gurley	Los Angeles Rams	12
Ezekiel Elliott	Dallas Cowboys	12

NFL leaders in total touchdowns in 2019:

Player	Team	Total TDs
1. Christian McCaffrey	Carolina Panthers	19
Aaron Jones	Green Bay Packers	19
3. Derrick Henry	Tennessee Titans	18
4. Mark Ingram	Baltimore Ravens	15
5. Ezekiel Elliott	Dallas Cowboys	14
Todd Gurley	Los Angeles Rams	14

3 CONSEC. GAMES W/ 200 SCRIMMAGE YDS

From the final week of the 2019 regular season (Dec. 29 at Houston) through the Titans' first two playoff games (Jan. 4 at New England and Jan. 11 at Baltimore), **Derrick Henry** became the **first player in NFL history to rush for at least 180 yards in three consecutive regular season or postseason games.**

He also became only the third player since the 1970 NFL-AFL merger to have 200 scrimmage yards in three consecutive games. The other two players to accomplish the feat were Chicago Bears running back **Walter Payton** (1977) and Pittsburgh Steelers running back **Le'Veon Bell** (2014).

During the 2019 regular season and playoffs, Henry and Carolina Panthers running back **Christian McCaffrey** (two) were the only two players with multiple 200-yard scrimmage games. Together they accounted for five of the 14 such individual performances.

Most consecutive games with at least 200 scrimmage yards in the regular season and/or postseason, 1970–present:

Player	Team	Dates	Games
1. Derrick Henry	Tennessee	Dec. 29, 2019–Jan. 11, 2020	3
Le'Veon Bell	Pittsburgh	Nov. 17–Dec. 7, 2014	3
Walter Payton	Chicago	Nov. 13–Nov. 24, 1977	3
4. (several tied)			2

2018 NFL RUSHING LEADERS

Derrick Henry recorded 215 carries in 2018 for 1,059 yards. He ranked second in the AFC in rushing yardage behind Cincinnati's **Joe Mixon** (1,168) and ranked seventh overall in the NFL.

NFL rushing leaders in 2018 (rushing yards):

Player	Team	Rushing Yards
1. Ezekiel Elliott	Dallas Cowboys	1,434
2. Saquon Barkley	New York Giants	1,307
3. Todd Gurley	Los Angeles Rams	1,251
4. Joe Mixon	Cincinnati Bengals	1,168
5. Chris Carson	Seattle Seahawks	1,151
6. Christian McCaffrey	Carolina Panthers	1,098
7. Derrick Henry	Tennessee Titans	1,059
8. Adrian Peterson	Washington Redskins	1,042
9. Phillip Lindsay	Denver Broncos	1,037
10. Nick Chubb	Cleveland Browns	996

2018 RUSHING TOUCHDOWN LEADERS

Derrick Henry's scored a career-high 12 rushing touchdowns in 2018. He tied for the third-highest rushing touchdown total in the NFL.

Henry became the first Titans player with 12 rushing touchdowns in a season since **Chris Johnson** had 14 rushing touchdowns in 2009.

Most rushing touchdowns in 2018:

Player	Team	Rushing TDs
1. Todd Gurley	Los Angeles Rams	17
2. Alvin Kamara	New Orleans Saints	14
3. Derrick Henry	Tennessee Titans	12
4. James Conner	Pittsburgh Steelers	12
5. Saquon Barkley	New York Giants	11
6. Melvin Gordon	Los Angeles Chargers	10
7. Phillip Lindsay	Denver Broncos	9
8. Chris Carson	Seattle Seahawks	9
9. Marlon Mack	Indianapolis Colts	9
10. Jordan Howard	Chicago Bears	9

DECEMBER TO REMEMBER

In five games in the month of December 2018, **Derrick Henry's** rushing totals included 97 carries for 625 yards and eight touchdowns. His 625 yards were the most by any NFL player in any calendar month in 2018.

Additionally, Henry authored one of only four calendar months for the franchise since 1970 in which a player rushed for at least 600 yards. **Chris Johnson** (800 rushing yards in November 2009) and **Earl Campbell** (633 in October 1980; 662 in November 1980) were the organization's only other players to accomplish the feat in that timespan.

Henry's December rushing totals included 40 yards against the New York Jets (Dec. 2), a franchise-record 238 yards against the Jacksonville Jaguars (Dec. 6), 170 yards at the New York Giants (Dec. 16), 84 yards against the Washington Redskins (Dec. 22) and 93 yards against the Indianapolis Colts (Dec. 30).

For his efforts, Henry was named AFC Offensive Player of the Month.

Titans/Oilers with 500 rushing yards in any calendar month from 1970-2021 (includes playoffs):

Player	Season	Month	Rushing Yards
1. Chris Johnson	2009	November	800
2. Earl Campbell	1980	November	662
3. Earl Campbell	1980	October	633
4. Derrick Henry	2018	December	625
5. Derrick Henry	2020	November	594
6. Derrick Henry	2021	October	584
7. Earl Campbell	1979	September	569
8. Derrick Henry	2019	December	549
9. Eddie George	2000	October	548
10. Earl Campbell	1979	November	534
11. Derrick Henry	2020	December	520
12. DeMarco Murray	2016	October	511
13. Earl Campbell	1981	October	510

RUSHING YARDS IN A TWO-GAME SPAN

Following a franchise-record 238 rushing yards against the Jacksonville Jaguars on Dec. 6, 2018, **Derrick Henry** then totaled 170 rushing yards at the New York Giants on Dec. 16 to give him a franchise record of 408 rushing yards in a two-game span.

The previous record of 405 rushing yards in two games was set by **Earl Campbell** in 1980, when Campbell posted 203 yards against Tampa Bay (Oct. 19) and 202 yards against Cincinnati (Oct. 26).

Most total rushing yards in two consecutive games, franchise history:

Player	Game 1	Yds	Game 2	Yds	Total
Derrick Henry	12/6/18 vs. Jax	238	12/16/18 at NYG	170	408
Earl Campbell	10/19/80 vs. TB	203	10/26/80 vs. Cin	202	405

RECORD-SETTING NIGHT

On Dec. 6, 2018, **Derrick Henry** had one of the most memorable rushing performances in NFL history on Thursday Night Football. He rushed for a then-team-record 238 yards and four touchdowns (tied franchise record), including a 99-yard touchdown run.

[WATCH: Highlights from Derrick Henry's performance on 12/6/18](#)

Henry's 238 rushing yards set a new franchise record, breaking **Chris Johnson's** mark of 228 yards against the Jaguars on Nov. 1, 2009. It was the highest single-game rushing total in the NFL in 2018 and the league's highest total since **Doug Martin's** 251 rushing yards for the Tampa Bay Buccaneers against the Oakland Raiders on Nov. 4, 2012.

Henry later broke his own record with 250 rushing yard at Houston on Jan. 3, 2021 to take possession of five of the top eight single-game rushing totals in team annals.

Most rushing yards in a game, franchise history:

Player	Date	Opponent	Rushing Yards
1. Derrick Henry	1/3/21	at Houston	250
2. Derrick Henry	12/6/18	Jacksonville	238
3. Chris Johnson	11/1/09	Jacksonville	228
4. Eddie George	8/31/97	Oakland	216
Billy Cannon	12/10/61	at New York	216
6. Derrick Henry	12/13/20	at Jacksonville	215
7. Derrick Henry	10/18/20	Houston	212
8. Derrick Henry	12/29/19	at Houston	211
9. Earl Campbell	11/16/80	at Chicago	203
Earl Campbell	10/19/80	Tampa Bay	203

In the second quarter, Henry took a handoff from **Marcus Mariota** inside his own one-yard line and raced 99 yards for a touchdown. It was the second 99-yard run in NFL history, tying **Tony Dorsett's** record-setting touchdown run for the Dallas Cowboys against the Minnesota Vikings on Jan. 3, 1983. It was also the team record, topping Johnson's 94-yard touchdown run against the New York Jets on Dec. 17, 2012. The only other runs in franchise history of at least 90 yards were Johnson's 91-yard rush against the Houston Texans on Sept. 20, 2009 and a 91-yarder by Sid Blanks against the Jets on Dec. 13, 1964.

Henry's 99-yard touchdown run tied for the longest scrimmage play in NFL history. It was the 15th such play, including his and Dorsett's runs and 13 passing plays. The last 99-yard scrimmage play before Henry's was New York Giants wide receiver **Victor Cruz's** 99-yard reception from **Eli Manning** against the New York Jets on Dec. 24, 2011.

Longest runs from scrimmage in NFL history:

Player	Team	Date	Opponent	Rushing Yards
1. Derrick Henry	Tennessee	12/6/18	Jacksonville	99t
Tony Dorsett	Dallas	1/3/83	Minnesota	99t
3. Ronald Jones	Tampa Bay	11/15/20	Carolina	98t
Ahman Green	Green Bay	12/28/03	Denver	98t
5. Lamar Miller	Houston	11/26/18	Tennessee	97t
Lamar Miller	Miami	12/28/14	N.Y. Jets	97t
Andy Uram	Green Bay	10/8/39	Chi. Cardinals	97t
Bob Gage	Pittsburgh	12/4/49	Chi. Bears	97t

Henry scored on a three-yard run in the first quarter, a 99-yard run in the second quarter, a 16-yard run in the third quarter, and finally a 54-yard run in the third quarter. He tied the franchise record and became the third player in franchise history to rush for four touchdowns in a game, joining Earl Campbell (against Miami on Nov. 20, 1978) and Lorenzo White (against Cleveland on Dec. 9, 1990).

The only franchise player with more overall touchdowns in a game than Henry was Oilers running back **Billy Cannon**, who had five total touchdowns (three rushing, two receiving) at the New York Titans on Dec. 10, 1961. Henry became the first NFL player with four rushing touchdowns in a game since New England Patriots running back **Jonas Gray** at Indianapolis on Nov. 16, 2014.

Most rushing touchdowns in a game, franchise history:

Player	Date	Opponent	Rushing Touchdowns
1. Derrick Henry	12/6/18	Jacksonville	4
Lorenzo White	12/9/90	Cleveland	4
Earl Campbell	11/20/78	Miami	4
4. (several tied)			3

Additionally, Henry's rushing performance against the Jaguars accomplished the following:

- He became the ninth NFL player since 1975 with at least one 90-yard run and at least one 60-yard reception in his career. The others were **Tony Dorsett**, **Garrison Hearst**, **Tiki Barber**, **Chris Johnson**, **Jamaal Charles**, **Herschel Walker**, **Warrick Dunn** and **Adrian Peterson**.
- Henry became the seventh NFL player since the 1970 AFL-NFL merger with at least four rushing touchdowns and at least 200 rushing yards in a game, joining **Clinton Portis**, **Barry Sanders**, **Doug Martin**, **Jonas Gray**, **Mike Anderson** and **Corey Dillon**. Henry became the first to accomplish the feat in fewer than 20 carries (17).
- He matched former Titans running back **Chris Johnson** as the only players in NFL history with a rushing touchdown of at least 90 yards and a rushing touchdown of at least 50 yards in the same game. Johnson accomplished the feat against the Houston Texans on Sept. 20, 2009.
- His 24 points tied for the fourth-highest single-game total in franchise history, trailing only **Billy Cannon** (30 on Dec. 10, 1961), **Rob Bironas** (26 on Oct. 21, 2007) and **George Blanda** (26 on Sept. 18, 1960). **Earl Campbell** (Nov. 20, 1978) and **Lorenzo White** (Dec. 9, 1990) also had 24 points on four touchdowns in a single game.
- His 238 rushing yards and four rushing touchdowns were each the most in any Thursday Night Football game in history.

RUSHING YARDS IN A SINGLE POSTSEASON

Derrick Henry accumulated 446 rushing yards during the 2019 playoffs. He had 182 yards on 34 carries in the wild card round at New England, followed by 195 yards on 30 attempts in the divisional round at Baltimore. In the AFC championship game, he had 69 yards on 19 rushing attempts.

Henry's average of 148.7 rushing yards per game ranked fourth in NFL history for players with at least two games played. Only a trio of Pro Football Hall of Fame members—Denver Broncos running back **Terrell Davis** (156.0 in 1998), Los Angeles Raiders running back **Marcus Allen** (155.3 in 1983) and Washington Redskins running back **John Riggins** (152.5 in 1982) have averaged more rushing yards in a single postseason than Henry.

In Titans/Oilers history, **Eddie George** established the previous record for average rushing yards in a single postseason during the 1999 playoffs. In four games, George carried the ball 108 times for 449 yards, or an average of 112.3 yards per contest.

Most rushing yards per game in a single NFL postseason (minimum two games):

Player	Team	Season	Games	Rush Yards	Per Game
1. Terrell Davis	Denver	1998	3	468	156.0
2. Marcus Allen	L.A. Raiders	1983	3	466	155.3
3. John Riggins	Washington	1982	4	610	152.5
4. Derrick Henry	Tennessee	2019	3	446	148.7
5. Eric Dickerson	L.A. Rams	1985	2	294	147.0
6. Terrell Davis	Denver	1997	4	581	145.3
7. Arian Foster	Houston	2011	2	285	142.5
8. Thurman Thomas	Buffalo	1990	3	390	130.0
9. Brian Westbrook	Philadelphia	2006	2	257	128.5
10. Fred Taylor	Jacksonville	1998	2	248	124.0

George's 449 yards during the team's run to Super Bowl XXXIV also established the franchise benchmark for most total rushing yards in a single postseason. Henry came within three yards of the mark in one fewer game.

Most rushing yards in a single postseason, franchise history:

Player	Season	Games	Rush Yards
1. Eddie George	1999	4	449
2. Derrick Henry	2019	3	446
3. Earl Campbell	1978	3	264
4. Steve McNair	1999	4	209
5. Derrick Henry	2017	2	184

Henry's 2019 playoff rushing yardage total ranked sixth in NFL history. It was the most by any NFL player since George's 1999 postseason.

Most total rushing yards in a single NFL postseason:

Player	Team	Season	Games	Rush Yards
1. John Riggins	Washington	1982	4	610
2. Terrell Davis	Denver	1997	4	581
3. Terrell Davis	Denver	1998	3	468
4. Marcus Allen	L.A. Raiders	1983	3	466
5. Eddie George	Tennessee	1999	4	449
6. Derrick Henry	Tennessee	2019	3	446
7. Thurman Thomas	Buffalo	1990	3	390
8. Natrone Means	Jacksonville	1996	3	358
9. Le'Veon Bell	Pittsburgh	2016	3	357
10. Freeman McNeil	N.Y. Jets	1982	3	349

RUSHING YARDS IN A TITANS PLAYOFF GAME

On Jan. 4, 2020, **Derrick Henry** rushed for 182 yards and one touchdown on 34 attempts in a wild card playoff victory at New England. In doing so, he set a new franchise single-game postseason record for rushing yards in a game, surpassing **Eddie George's** 162 yards at Indianapolis on Jan. 16, 2000.

One week later, on Jan. 11, 2020, Henry broke his own record, going for 195 rushing yards on 30 carries at Baltimore.

Henry now owns two of the top three rushing games in franchise postseason history.

Most single-game rushing yards in franchise postseason history:

Player	Date	Opp	Att	Yds	Avg	TD
1. Derrick Henry	1/11/20	at Bal	30	195	6.5	0
2. Derrick Henry	1/4/20	at NE	34	182	5.4	1
3. Eddie George	1/16/00	at Ind	26	162	6.2	1
4. Derrick Henry	1/6/18	at KC	23	156	6.8	1
5. Earl Campbell	12/31/78	at NE	27	118	4.4	1
6. Eddie George	1/8/00	Buf	29	106	3.7	0
7. Eddie George	1/30/00	StL (SB)	28	95	3.4	2

SCRIMMAGE YARDS IN A TITANS PLAYOFF GAME

Derrick Henry's 182 rushing yards and 22 receiving yards in the team's wild card playoff victory at New England on Jan. 4, 2020 gave him a franchise-record 204 scrimmage yards.

Henry broke his own record of 191 scrimmage yards in a wild card playoff contest at Kansas City on Jan. 6, 2018 (156 rushing, 35 receiving).

On Jan. 11, 2020, one week after establishing the current record, Henry had 202 scrimmage yards (195 rushing, seven receiving) at Baltimore, giving him the three biggest scrimmage yards totals in franchise postseason history.

Prior to Henry, the organization record stood for 57 years. It was set on Jan. 1, 1961, when **Billy Cannon** had 178 scrimmage yards against the Los Angeles Chargers.

Most single-game scrimmage yards in franchise postseason history:

Player	Date	Opp	Rush Yards	Rec Yards	Scrim Yards
1. Derrick Henry	1/4/20	at NE	182	22	204
2. Derrick Henry	1/11/20	at Bal	195	7	202
3. Derrick Henry	1/6/18	at KC	156	35	191
4. Billy Cannon	1/1/61	LAC	50	128	178
5. Eddie George	1/16/00	at Ind	162	14	176
6. Eddie George	1/7/01	Bal	91	52	143
7. Ernest Givins	12/31/89	at Pit	0	136	136

FRANCHISE PLAYOFF RUSHING LEADERS

In the 2021 postseason, **Derrick Henry** increased his career playoff totals to 732 rushing yards on 156 attempts. He is second on the franchise's all-time postseason rushing list behind only **Eddie George** (776).

Henry is tied with **Earl Campbell** for third place on the franchise's all-time postseason leaderboard with four rushing touchdowns, trailing **Steve McNair** (six) and George (five).

Franchise career postseason rushing leaders:

Player	Games	Att	Yards	Avg	TD
1. Eddie George	9	206	776	3.8	5
2. Derrick Henry	7	156	732	4.7	4
3. Earl Campbell	6	135	420	3.1	4
4. Steve McNair	9	54	349	6.5	6
5. Lorenzo White	7	76	264	3.5	1





TITANS TIGHT ENDS

No.	Name	Ht	Wt	Exp	College
81	Hooper, Austin	6-4	254	7	Stanford
89	Hudson, Tommy	6-3	255	2	Arizona State
82	Moore, Briley	6-4	240	2	Kansas State
49	Odukoya, Thomas *	6-6	253	R	Eastern Michigan
85	Okonkwo, Chig	6-3	238	R	Maryland
87	Swaim, Geoff	6-4	260	8	Texas
83	Wells, David	6-6	260	2	San Diego State

* NFL International Allocation

#81 • TE AUSTIN HOOPER

6-4, 254, 7th Year, Stanford

[Click for complete bio](#)



Tight end **Austin Hooper** is in his seventh NFL season and his first campaign with the Titans in 2022. He was signed by the Titans as a free agent during the 2022 offseason.

Prior to his arrival in Tennessee, Hooper accumulated 298 receptions for 3,024 yards with 23 touchdowns during his time with the Atlanta Falcons (2016-19) and Cleveland Browns (2020-21), registering at least three touchdowns in each of his first six seasons.

The two-time Pro Bowl selection was originally selected by the Falcons in the third round (81st overall) of the 2016 NFL Draft. After his rookie season in 2016, he ranked first among his team's tight ends in receptions each season from 2017 to 2021.

In 2021, Hooper started a career-high 16 games and collected 38 receptions for 345 yards with three touchdowns. The only game he missed was due to time on the reserve/COVID-19 list.

Hooper's first season in Cleveland was 2020. He started 13 games and hauled in 46 passes for 435 yards with four touchdowns during the regular season. In the postseason, he started both contests and registered nine receptions for 62 yards and a score.

In 2019, Hooper enjoyed the most productive season of his career in his final campaign with the Falcons. He generated career-bests of 75 receptions, 787 receiving yards and six touchdown catches.

The San Mateo, Calif., native appeared in 27 games in his two seasons playing at Stanford, where he caught 74 passes for 937 yards and eight touchdowns during his career. As a sophomore in 2015, he was a Mackey Award finalist and was selected to the All-Pac-12 first team after recording 34 catches for 438 yards and six touchdowns.

Hooper's 2021 Preseason Statistics:

Year	Team	GP	GS	Rec	Yds	Avg	Lg	TD
2022	Ten	0	0	0	0	-	-	0

Hooper's Career Regular Season Statistics:

Year	Team	GP	GS	Rec	Yds	Avg	Lg	TD
2016	Atl	14	3	19	271	14.3	44	3
2017	Atl	16	8	49	526	10.7	88t	3
2018	Atl	16	7	71	660	9.3	36	4
2019	Atl	13	10	75	787	10.5	35	6
2020	Cle	13	13	46	435	9.5	36	4
2021	Cle	16	16	38	345	9.1	34	3
2022	Ten	0	0	0	0	-	-	0
Totals		88	57	298	3,024	10.1	88t	23

Hooper's Career Postseason Statistics:

Year	Team	GP	GS	Rec	Yds	Avg	Lg	TD
2016	Atl	3	1	6	65	10.8	19t	1
2017	Atl	2	2	4	18	4.5	5	0
2020	Cle	2	2	9	62	6.9	11	1
Playoff Totals		7	5	19	145	7.6	19t	2

Hooper's Regular Season Single-Game Highs:

Receptions - 10 at Cleveland (11/11/18)
Receiving Yards - 130 vs. Tennessee (9/29/19)
Long Reception - 88t at Chicago (9/10/17)
Touchdowns - 2 at Indianapolis (9/22/19)

Hooper's Playoff Single-Game Highs:

Receptions - 7 at Pittsburgh (1/10/21)
Receiving Yards - 46 at Pittsburgh (1/10/21)
Long Reception - 19t vs. New England (2/5/17)
Touchdowns - 1 (Twice, last at Pittsburgh, 1/10/21)

RECEPTIONS BY TIGHT ENDS SINCE 2016

Since entering the NFL as a third-round pick in 2016, **Austin Hooper** has been one of the league's most productive tight ends. From 2016 to 2021, only three tight ends—**Travis Kelce**, **Zach Ertz** and **George Kittle**—had more catches than him.

Most receptions by a tight end since 2016:

Player	Receptions
1. Travis Kelce	565
2. Zach Ertz	466
3. George Kittle	335
4. Austin Hooper	298
5. Kyle Rudolph	297
6. Jared Cook	280
7. Eric Ebron	279
Jimmy Graham	279
9. Darren Waller	268
10. Mark Andrews	263

STREAKS OF 3+ RECEIVING TOUCHDOWNS

Tight end **Austin Hooper** has had a minimum of three touchdown receptions in every season since entering the NFL in 2016. Among tight ends, only **Travis Kelce** (eight seasons) holds a longer active streak.

Most consecutive seasons by tight ends with at least three touchdown receptions entering 2022:

Player	Consecutive Seasons
1. Travis Kelce	8
2. Austin Hooper	6
3. Jared Cook	4
Mark Andrews	4
Dallas Goedert	4
6. (five tied)	3





TITANS WIDE RECEIVERS

No.	Name	Ht	Wt	Exp	College
16	Burks, Treyton	6-2	225	R	Arkansas
10	Fitzpatrick, Dez	6-2	208	2	Louisville
80	Godwin, Terry	5-11	185	2	Georgia
8	Hollister, Cody	6-4	220	3	Arkansas
12	Kinsey, Mason	5-10	202	1	Berry College
86	Malone, Josh	6-3	205	3	Tennessee
13	McMath, Racey	6-3	217	2	Louisiana State
18	Philips, Kyle	5-11	189	R	UCLA
88	Roberson Jr., Reggie	5-11	193	R	Southern Methodist
15	Westbrook-Ikhine, Nick	6-2	211	3	Indiana
2	Woods, Robert	6-0	195	10	Southern California

#15 • WR NICK WESTBROOK-IKHINE

6-2, 211, 3rd Year, Indiana

[Click for complete bio](#)

Wide receiver **Nick Westbrook-Ikhine** is in his third NFL season in 2022. He was originally signed by the Titans as a rookie free agent on May 7, 2020.

In 2021, Westbrook-Ikhine appeared in 16 games with seven starts. He ranked second on the team and set career highs with 38 receptions, 476 receiving yards and four touchdown catches, and he added three tackles on special teams. Westbrook-Ikhine was named the team's 2021 recipient of the Ed Block Courage Award.

As a rookie in 2020, he appeared in 14 games with one start and totaled three receptions for 33 yards, two special teams tackles and one reception for a two-point conversion. In one playoff game, he registered two catches for 17 yards and a special teams tackle.

A native of Lake Mary, Fla., he appeared in 52 games with 36 starts at Indiana University, where he totaled 144 receptions for 2,226 yards with 16 touchdowns over four seasons. He ranked sixth in school history in catches, seventh in yardage and touchdowns, and tied for seventh in 100-yard receiving games (six). He became the seventh Hoosier to reach 125 receptions and 2,000 yards. As a senior in 2019, he caught 42 passes for 572 yards and five touchdowns.

Westbrook-Ikhine's 2022 Preseason Statistics:

Year	Team	GP	GS	Rec	Yds	Avg	Lg	TD
2022	Ten	0	0	0	0	-	-	0

Westbrook-Ikhine's Career Regular Season Statistics:

Year	Team	GP	GS	Rec	Yds	Avg	Lg	TD
2020	Ten	14	1	3	33	11.0	19	0
2021	Ten	16	7	38	476	12.5	46	4
2022	Ten	0	0	0	0	-	-	0
Totals		30	8	41	509	12.4	46	4

Westbrook-Ikhine's Career Postseason Statistics:

Year	Team	GP	GS	Rec	Yds	Avg	Lg	TD
2020	Ten	1	0	2	17	8.5	12	0
2021	Ten	1	0	0	0	-	0	0
Totals		2	0	2	17	8.5	12	0

Westbrook-Ikhine's Regular Season Single-Game Highs:

- Receptions** - 7 vs. Houston (11/21/21)
- Receiving Yards** - 107 vs. Houston (11/21/21)
- Long Reception** - 46 vs. Houston (11/21/21)
- Receiving Touchdown** - 1 (Four times, last at Houston, 1/9/22)

Westbrook-Ikhine's Playoff Single-Game Highs:

- Receptions** - 2 vs. Baltimore (1/10/21)
- Receiving Yards** - 17 vs. Baltimore (1/10/21)
- Long Reception** - 12 vs. Baltimore (1/10/21)



#2 • WR ROBERT WOODS

6-0, 195, 10th Year, Southern California

[Click for complete bio](#)



Wide receiver **Robert Woods** is in his 10th NFL season and his first campaign with the Titans in 2022. He was acquired in a March 2022 trade in which the Titans sent a 2023 sixth-round draft pick to the Los Angeles Rams in exchange for Woods.

Prior to arriving in Tennessee, Woods produced 570 receptions for 7,077 yards with 35 touchdown catches in 125 career games. He added 74 rushing attempts for 507 yards and five scores.

Woods entered the league as a second-round pick of the Buffalo Bills in the 2013 NFL Draft out of Southern California and spent his first four NFL seasons with the club. In 57 games with the Bills, he caught 203 passes for 2,451 yards and 12 touchdowns.

In 2017, he went to Los Angeles as an unrestricted free agent and in the next five years totaled 367 receptions for 4,626 yards and 23 receiving for the Rams, culminating with the Rams' Super Bowl LVI championship to conclude the 2021 season.

Woods missed the final eight games of the 2021 regular season and the entire postseason due to a knee injury, but prior to being placed on injured reserve he registered 45 catches for 556 yards and four touchdowns.

In 2020, Woods tied a career-best with 90 receptions for 936 yards with six touchdowns. It was his second consecutive season with 90 catches after reaching the mark in 2019.

In 2018, Woods posted 86 receptions for a career-high 1,219 yards with six touchdowns in his first season with the Rams. His six touchdown catches also established a career high.

The Gardena, Calif., native started all 38 games in his three-year career at the University of Southern California and finished his career as the Trojans' all-time leader with 252 receptions. He placed eighth in program history with 2,930 receiving yards and second with 32 receiving touchdowns.

Woods' 2022 Preseason Statistics:

Year	Team	GP	GS	Rec	Yds	Avg	Lg	TD
2022	Ten	0	0	0	0	-	-	0

Woods' Career Regular Season Statistics:

Year	Team	GP	GS	Rec	Yds	Avg	Lg	TD
2013	Buf	14	14	40	587	14.7	57	3
2014	Buf	16	15	65	699	10.8	37	5
2015	Buf	14	9	47	552	11.7	37	3
2016	Buf	13	10	51	613	12.0	34	1
2017	LAR	12	11	56	781	13.9	94t	5
2018	LAR	16	16	86	1,219	14.2	39t	6
2019	LAR	15	15	90	1,134	12.6	48	2
2020	LAR	16	16	90	936	10.4	56t	6
2021	LAR	9	9	45	556	12.4	28	4
2022	Ten	0	0	0	0	-	-	0
Totals		125	115	570	7,077	12.4	94t	35

Woods' Career Postseason Statistics:

Year	Team	GP	GS	Rec	Yds	Avg	Lg	TD
2017	LAR	1	1	9	142	15.8	38	0
2018	LAR	3	3	17	172	10.1	18	0
2020	LAR	2	2	12	96	8	20	1
2021	LAR	0	0		Injured Reserve			
Playoff Totals		6	6	38	410	10.8	38	1

Woods' Regular Season Single-Game Highs:

- Receptions** - 13 (Twice, last at Arizona 12/1/19)
- Receiving Yards** - 172 at Arizona (12/1/19)
- Long Reception** - 94t vs. Houston (11/12/17)
- Receiving Touchdowns** - 2 (Three times, last vs. L.A. Chargers, 9/23/18)
- Rushes** - 4 (Twice, last vs. Chicago, 10/26/20)
- Rushing Yards** - 53 at Seattle (10/7/18)
- Long Rush** - 56 at Seattle (10/7/18)
- Rushing Touchdowns** - 1 (Five times, last at Houston, 10/31/21)

Woods' Playoff Single-Game Highs:

- Receptions** - 9 vs. Atlanta (1/6/18)
- Receiving Yards** - 142 vs. Atlanta (1/6/18)
- Long Reception** - 38 vs. Atlanta (1/6/18)
- Receiving Touchdowns** - 1 at Seattle (1/9/21)
- Rushes** - 2 at New Orleans (1/20/19)
- Rushing Yards** - 9 vs. Dallas (1/12/19)
- Long Rush** - 9 vs. Dallas (1/12/19)

7,000 RECEIVING/500 RUSHING YARDS

In 2021, **Robert Woods** moved past the 7,000-yard career receiving mark and the 500-yard career rushing mark. In doing so, he joined **Jerry Rice** and **Andre Reed** as the only wide receivers since the 1970 NFL-AFL merger to reach both numbers in a career.

Wide receivers since 1970 with 7,000 receiving yards and 500 rushing yards:

Player	Years	Receiving Yards	Rushing Yards
Jerry Rice	1985–2004	22,895	645
Andre Reed	1985–2000	13,198	500
Robert Woods	2013–2021	7,077	507

RECEPTIONS PER GAME, 2017–2021

During his five-year tenure with the Los Angeles Rams, **Robert Woods** registered 367 catches for 4,626 yards and 23 touchdowns in 68 games. His 5.4 receptions per game tied for the 11th-best figure in the NFL among qualifiers during that time (minimum 50 games).

Most receptions per game, 2017–2021 (minimum 50 games):

Player	Games	Receptions	Receptions per Game
1. Michael Thomas	55	418	7.6
2. Davante Adams	71	506	7.1
3. DeAndre Hopkins	72	472	6.6
4. Keenan Allen	78	509	6.5
5. Christian McCaffrey	58	357	6.2
Travis Kelce	78	480	6.2
7. Cooper Kupp	71	433	6.1
8. Stefon Diggs	77	459	6.0
9. Julio Jones	66	382	5.8
10. Tyreek Hill	75	418	5.6
11. Robert Woods	68	367	5.4
Adam Thielen	70	375	5.4



TITANS OFFENSIVE LINEMEN

CENTERS

No.	Name	Ht	Wt	Exp	College
60	Jones, Ben	6-3	308	11	Georgia
62	Levin, Corey	6-4	307	4	Chattanooga
67	Newman, Xavier	6-2	297	R	Baylor
68	Wright, Willie	6-3	300	1	Tulsa

GUARDS

No.	Name	Ht	Wt	Exp	College
55	Brewer, Aaron	6-1	295	3	Texas State
64	Davis, Nate	6-3	316	4	Charlotte
61	Howerton, Hayden	6-3	300	R	Southern Methodist
73	Jones, Jamarco	6-4	293	5	Ohio State
70	Roos, Jordan	6-3	302	3	Purdue


TACKLES

No.	Name	Ht	Wt	Exp	College
69	DiLauro, Christian	6-6	300	1	Illinois
66	Green, Carson	6-6	320	1	Texas A&M
77	Lewan, Taylor	6-7	309	9	Michigan
71	McKenzie, Jalen	6-5	310	R	Southern California
78	Petit-Frere, Nicholas	6-5	316	R	Ohio State
75	Radunz, Dillon	6-6	301	2	North Dakota State
76	Rupcich, Andrew	6-6	318	R	Culver-Stockton

#64 • G NATE DAVIS

6-3, 316, 4th Year, Charlotte

[Click for complete bio](#)



Nate Davis is in his fourth NFL season in 2022. He was selected by the Titans in the third round (82nd overall) of the 2019 NFL Draft.

Davis started 14 games at right guard in 2021, giving him 42 starts in his first three NFL seasons. Additionally, he started each of the club's five playoff games from 2019 to 2021. He helped the Titans finish fifth in the NFL in rushing in 2021 (141.4 rushing yards per game), marking the third consecutive season the Titans ranked in the top five in rushing.

Davis was a part of a 2020 offense that tied for the second-overall ranking in the NFL (396.4 yards per game), finished second in rushing (168.1), and allowed the sixth-fewest sacks (25). Davis helped pave the way for **Derrick Henry** to produce the NFL's eighth all-time 2,000-yard rushing season (2,027).

As a rookie in 2019, Davis played in 13 games with 12 starts at right guard. It was the highest number of starts at guard by a Titans rookie since **Chance Warmack's** 16 starts in 2013. He also started all three of the team's postseason games.

In four seasons at Charlotte (2015-18), Davis appeared in 41 career games with 37 starts. A four-year starter on the offensive line, Davis started at guard from 2015-17 before switching to right tackle for his senior season in 2018.

He is a native of Ashburn, Va.

Davis' 2022 Preseason Games Played/Games Started:


Year	Team	GP	GS	Starts by Position
2022	Ten	0	0	

Davis' Career Regular Season Games Played/Games Started:

Year	Team	GP	GS	Starts by Position
2019	Ten	13	12	RG-12
2020	Ten	16	16	RG-16
2021	Ten	14	14	RG-14
2022	Ten	0	0	
NFL Totals		43	42	RG-42

Davis' Career Postseason Games Played/Games Started:

Year	Team	GP	GS	Starts by Position
2019	Ten	3	3	RG-3
2020	Ten	1	1	RG-1
2021	Ten	1	1	RG-1
Playoff Totals		5	5	RG-5

#60 • C BEN JONES**6-3, 303, 11th Year, Georgia**[Click for complete bio](#)

Center **Ben Jones** is in his 11th NFL season and his seventh campaign with the Titans in 2022. He was signed as an unrestricted free agent on March 10, 2016.

From 2012 through 2021, Jones appeared in 160 of 161 possible regular season games, including starts in all but one game during his first six seasons in Tennessee. During those six seasons in Tennessee (2016-21), he was one of only eight offensive linemen to start at least 96 of a possible 97 games. He finished the 2021 campaign with an active streak of 40 consecutive starts, ranking third among centers.

Jones started all 17 games in 2021 and helped the Titans finish fifth in the NFL in rushing (141.4 rushing yards per game), marking the fifth time in his six seasons in Tennessee that he helped the offense rank in the top five in rushing.

From 2016 through 2021, the Titans averaged 137.7 rushing yards per game, posting the second-highest average in the NFL behind only the Baltimore Ravens (150.6). The Titans joined the Dallas Cowboys and Indianapolis Colts as the only teams in those six seasons to produce four individual 1,000-yard rushing seasons—three by **Derrick Henry** and one by **DeMarco Murray**.

In 2020, Jones started every game at center and was a part of an offense that tied for the second-overall ranking in the NFL (396.4 yards per game), finished second in rushing (168.1), and allowed the sixth-fewest sacks (25). He helped pave the way for Henry to produce the NFL's eighth all-time 2,000-yard rushing season (2,027).

In 2019, Jones captained an offensive line that helped Henry win the NFL's rushing title (1,540 yards). He started all three playoff games en route to an AFC Championship Game appearance.

On Dec. 12, 2019, Jones was named the Titans nominee for the Walter Payton NFL Man of the Year Award. Considered one of the league's most prestigious honors, the award recognizes an NFL player for outstanding community service activities off the field, as well as excellence on the field.

On Nov. 3, 2019, Jones' streak of 120 consecutive games played and 88 consecutive starts came to an end when he was deactivated with a concussion. At the time, Jones' consecutive games streak tied Kansas City's **Mitchell Schwartz** for the longest active streak in the NFL among offensive linemen, and his starting streak ranked first in the NFL among all centers.

Jones started all 16 games at center in 2018, registering a start in every contest for the fifth consecutive season, dating back to his third year in Houston (2014).



In his first year in Tennessee, Jones played a key role in an offensive turnaround. He was a key cog in helping the Titans finish 11th overall in offense, third in rushing and tied for seventh in fewest sacks allowed.

Jones was originally selected by the Houston Texans in the fourth round (99th overall) of the 2012 NFL Draft. Over the following four seasons, he started contests at center and both guard spots. He was a starter on two playoff teams in Houston (2012 and 2015).

In 2015, Jones started every game at center, extending his streak of consecutive regular season games played to 64, which was the second-longest active streak among NFL centers at the conclusion of the season.

A native of Centreville, Ala., Jones attended the University of Georgia, where his 49 total starts ranked third in school annals. He was a two-time All-SEC selection by the league's coaches and was named to Georgia's Team of the Decade. As a senior (2011), the team captain earned All-SEC first-team honors.

Jones' 2022 Preseason Games Played/Games Started:

Year	Team	GP	GS	Starts by Position
2022	Ten	0	0	

Jones' Career Regular Season Games Played/Games Started:

Year	Team	GP	GS	Starts by Position
2012	Hou	16	10	RG-10
2013	Hou	16	1	RG-1
2014	Hou	16	16	LG-16
2015	Hou	16	16	C-16
2016	Ten	16	16	C-16
2017	Ten	16	16	C-16
2018	Ten	16	16	C-16
2019	Ten	15	15	C-15
2020	Ten	16	16	C-16
2021	Ten	17	17	C-17
2022	Ten	0	0	
NFL Totals		160	139	C-112, LG-16, RG-11

Jones' Career Postseason Games Played/Games Started:

Year	Team	GP	GS	Starts by Position
2012	Hou	2	2	RG-2
2015	Hou	1	1	C-1
2017	Ten	2	2	C-2
2019	Ten	3	3	C-3
2020	Ten	1	1	C-1
2021	Ten	1	1	C-1
Playoff Totals		10	10	C-8, RG-2

#77 • T TAYLOR LEWAN**6-7, 309, 9th Year, Michigan**[Click for complete bio](#)

Tackle **Taylor Lewan** is in his ninth NFL season in 2022. He was selected by the Titans with the 11th overall pick of the 2014 NFL Draft.

In 2021, Lewan returned from a season-ending injury in 2020 to start in 13 games. He helped the Titans finish fifth in the NFL in rushing (141.4 rushing yards per game), marking the fifth time during his career in Tennessee that the offense ranked in the top five in rushing.

During the franchise's "Titans era," beginning in 1999, Lewan's 98 starts at the conclusion of 2021 ranked ninth for the club. Among Titans offensive linemen, only **Michael Roos** (148), **Benji Olson** (139), **David Stewart** (116) and **Brad Hopkins** (101) had more starts than Lewan from 1999 through 2021.

Lewan's 2020 season was cut short after he was placed on injured reserve on Oct. 19, 2020, one day after suffering a knee injury against the Houston Texans. He started each of the team's first five games of the season.

In 2019, Lewan registered 12 starts during the regular season, anchoring an offensive line that helped running back **Derrick Henry** win the NFL's rushing title (1,540 yards). He started all three playoff games, including the AFC Championship Game.

Lewan was named to the Pro Bowl for the third consecutive season in 2018. He played and started in 15 of the team's 16 games at left tackle, marking his fourth consecutive season with at least 15 starts.

In 2017, Lewan became the team's first offensive lineman to make multiple Pro Bowls since center **Kevin Mawae** from 2008–2009.



Lewan started all 16 games for the second consecutive season in 2017 and added starts in both postseason contests.

In 2016, Lewan started all 16 games for the first time. The left tackle was the anchor a line that helped the Titans finish 11th overall in offense, third in rushing and tied for seventh in fewest sacks allowed.

In 2015, Lewan started the first 15 games of the season at left tackle before missing the finale with a concussion.

As a rookie in 2014, Lewan played in 11 games with six starts before suffering an ankle injury. He played as a reserve for the first five games and then started in six consecutive contests before the injury caused him to be inactive the final five weeks. For his efforts, Lewan was named to the Pro Football Writers of America All-Rookie Team.

In four seasons at Michigan, Lewan appeared in 50 games with 48 starts at left tackle. He started the final 41 games of his career and was named the Big Ten Conference Offensive Lineman of the Year in 2012 and 2013. As a senior in 2013, he started all 13 games at left tackle for the third consecutive season and was named second-team *Associated Press* All-American.

At the 2014 NFL Scouting Combine, he ran the 40-yard dash in 4.87 seconds, beating all other offensive linemen in his class and clocking the fourth-fastest time among offensive linemen in the last five years (2010-14). He also ranked among the top offensive linemen at the 2014 combine in the broad jump (first at nine feet, nine inches), vertical jump (tied for third at 30.5 inches) and three-cone drill (fourth at 7.39 seconds).

A native of Cave Creek, Ariz., Lewan became the first offensive tackle selected by the Titans/Oilers in the first round since tackle Brad Hopkins (13th overall) in 1993.

Lewan's 2022 Preseason Games Played/Games Started:

Year	Team	GP	GS	Starts by Position
2022	Ten	0	0	

Lewan's Career Regular Season Games Played/Games Started:

Year	Team	GP	GS	Starts by Position
2014	Ten	11	6	LT-6
2015	Ten	15	15	LT-15
2016	Ten	16	16	LT-16
2017	Ten	16	16	LT-16
2018	Ten	15	15	LT-15
2019	Ten	12	12	LT-12
2020	Ten	5	5	LT-5
2021	Ten	13	13	LT-13
2022	Ten	0	0	
NFL Totals		103	98	LT-98

Lewan's Career Postseason Games Played/Games Started:

Year	Team	GP	GS	Starts by Position
2017	Ten	2	2	LT-2
2019	Ten	3	3	LT-3
2020	Ten	0	0	
2021	Ten	1	1	LT-1
Playoff Totals		6	6	LT-6



TITANS DEFENSIVE LINEMEN

No.	Name	Ht	Wt	Exp	College
96	Autry, Denico	6-5	285	9	Mississippi State
79	Garrett, Haskell	6-2	300	R	Ohio State
94	Hand, Da'Shawn	6-3	297	5	Alabama
90	Jones, Naquan	6-3	313	2	Michigan State
91	Murchison, Larrell	6-2	297	3	North Carolina State
68	Okuyinonu, Sam	6-1	269	R	Maryland
72	Peavy, Jayden	6-5	308	R	Texas A&M
98	Simmons, Jeffery	6-4	305	4	Mississippi State
97	Strong, Kevin	6-4	295	4	Texas-San Antonio
93	Tart, Tear	6-2	304	3	Florida International
95	Walker, DeMarcus	6-4	280	6	Florida State

#96 • DL DENICO AUTRY

6-5, 285, 9th Year, Mississippi State

[Click for complete bio](#)



Defensive lineman **Denico Autry** is in his ninth NFL season and his second season with the Titans in 2022. He was signed by the Titans as an unrestricted free agent on March 19, 2021.

In 2021, Autry appeared in all 17 games with 11 starts and finished second on the team with nine sacks. His sack total tied his career high, matching the nine sacks he had in 2018 as a member of the Indianapolis Colts. He added 32 tackles, 44 quarterback pressures, 10 tackles for loss and six passes defended.

Over a four-season stretch from 2018 to 2021, Autry posted 29 sacks, ranking fifth among all NFL defensive tackles. Only **Aaron Donald** (59), **Chris Jones** (41), **DeForest Buckner** (36) and **Cameron Heyward** (31) had more during that time.

Autry also has been one of the NFL's best in blocking opponent kicks and punts. From 2014 to 2021, he recorded a league-high total of nine blocks, getting a hand on five extra point attempts, one punt and three field goals, including a blocked field goal in 2021.

After entering the NFL as a rookie free agent with the Oakland Raiders in 2014, Autry played four seasons with the Raiders (2014-17) and then three seasons with the Indianapolis Colts (2018-20). During that time he appeared in 96 games with 56 starts and amassed 200 tackles, 30.5 sacks, 53 quarterback hits, 17 passes defended, three forced fumbles and three fumble recoveries.

In 2020, Autry collected 33 tackles, 7.5 sacks, 10 quarterback pressures and nine tackles for loss in 14 games with the Colts. His 13 starts were the second-highest total of his career (14 in 2019).

In 2018, Autry led the Colts with a career-best nine sacks in his first season in Indianapolis. He also posted career highs with 13 tackles for loss and two forced fumbles.

The Albemarle, N.C., native played in 26 games (23 starts) in two seasons at Mississippi State University, totaling 73 tackles, 16 tackles for loss, six sacks and three forced fumbles. He spent his first two collegiate seasons at East Mississippi Community College where he was an NJCAA All-American and national champion.

Autry's 2022 Preseason Statistics:

Year	Team	GP	GS	Tackle	Sack	QBP	TFL	Int	PD	FF	FR
2022	Ten	0	0	0	0.0	0	0	0	0	0	0

Autry's Career Regular Season Statistics:

Year	Team	GP	GS	Tackle	Sack	QBP	TFL	Int	PD	FF	FR
2014	Oak	10	0	13	0.0	1	3	0	0	0	0
2015	Oak	14	8	29	3.0	7	6	0	4	0	0
2017	Oak	16	3	35	5.0	9	9	0	7	0	0
2018	Ind	12	11	37	9.0	11	13	0	1	2	1
2019	Ind	14	14	32	3.5	11	4	0	4	1	0
2020	Ind	14	13	33	7.5	10	9	0	0	0	0
2021	Ten	17	11	32	9.0	44	10	0	6	0	0
2022	Ten	0	0	0	0.0	0	0	0	0	0	0
Totals		113	67	248	39.5	97	60	0	25	3	3

Autry's Career Postseason Statistics:

Year	Team	GP	GS	Tackle	Sack	QBP	TFL	Int	PD	FF	FR
2016	Oak	1	0	3	0.0	0	2	0	1	0	0
2018	Ind	2	2	4	1.0	3	2	0	0	0	0
2020	Ind	1	1	4	1.5	2	1	0	0	1	0
2021	Ten	1	1	3	1.5	2	0	0	1	0	0
Totals		1	1	3	1.5	2	0	0	1	0	0

Autry's Regular Season Single-Game Highs:

- Tackles** - 9 vs. Houston (9/30/18)
- Sacks** - 3 at Jacksonville (12/2/18)
- Forced Fumbles** - 2 at Jacksonville (12/2/18)
- Fumble Recovery** - 1 (Three times, last vs. Miami, 11/25/18)
- Pass Defensed** - 2 (Three times, last at L.A. Rams, 11/7/21)
- Tackles for Loss** - 4 vs. Houston (9/30/18)

Autry's Playoff Single-Game Highs:

- Tackles** - 4 (Three times, last at Buffalo, 1/9/21)
- Sacks** - 1.5 (Twice, last vs. Cincinnati, 1/22/22)
- Forced Fumbles** - 1 at Buffalo (1/9/21)
- Passes Defensed** - 1 (Twice, last vs. Cincinnati, 1/22/22)
- Tackles for Loss** - 2 (Twice, last at Kansas City, 1/12/19)

SACKS BY DTs FROM 2018-21

In the past four seasons, Titans defensive tackle **Denico Autry** ranks in the NFL's top five in sacks among players at his position. From 2018 to 2020, when Autry played for the Indianapolis Colts, he produced a total of 20 sacks. During that time, only five NFL players whose primary position was defensive tackle (or nose tackle) had more sacks than him.

Most total sacks among defensive tackles or nose tackles (primary position) from 2018 to 2021:

Player	Sacks
1. Aaron Donald	59.0
2. Chris Jones	41.0
3. DeForest Buckner	36.0
4. Cameron Heyward	31.0
5. Denico Autry	29.0
6. Jonathan Allen	25.0
7. Fletcher Cox	24.0
8. Arik Armstead	22.5
Javon Hargrave	22.5
10. Jarran Reed	21.5



MOST TOTAL BLOCKS FROM 2014-2021

During his first eight NFL seasons (2014-21), **Denico Autry** recorded a total of nine blocks, getting a hand on five extra point attempts, three field goals and one punt. Autry led the NFL in total blocks during that time, four ahead of the next-closest players on the list (five by **Margus Hunt** and **Ra'Shede Hageman**).

In 2021, Autry's first season in Tennessee, he was credited with a field goal block against the Miami Dolphins on Jan. 2.


Most total blocked field goals, extra points and punts from 2014 to 2020:

Player	Blocked ...			Total
	FG	PAT	Punt	
1. Denico Autry	3	5	1	9
2. Margus Hunt	2	3	0	5
Ra'Shede Hageman	1	4	0	5
4. William Gholston	2	2	0	4
Vincent Taylor	3	1	0	4
Shelby Harris	4	0	0	4
Cory Littleton	0	0	4	4
Derek Barnett	2	2	0	4
Henry Anderson	2	1	1	4
10. (several tied)				3

#98 • DT JEFFERY SIMMONS

6-4, 305, 4th Year, Mississippi State

[Click for complete bio](#)



Defensive lineman **Jeffery Simmons** is in his fourth NFL season in 2022. He was selected by the Titans in the first round (19th overall) of the 2019 NFL Draft.

Before the start of the 2021 season, Simmons was named a team captain for the first time in his career, and he went on to become one of six players on the roster to start all 17 games. He was named to his first career Pro Bowl and added Associated Press second-team All-Pro honors after setting career highs in several categories, including sacks (8.5), tackles (54), quarterback pressures (58), tackles for loss (12) and passes defensed (six). He led the squad in pressures and placed third in sacks. Among all defensive tackles in the NFL, his 8.5 sacks ranked sixth. In the divisional playoffs, he set a franchise postseason record with three sacks.

In 2020, Simmons appeared and started in 15 games. With three defensive fumble recoveries, he tied **Chase Young** for the most in the NFL in 2020 and was the first Titans defender with three fumble recoveries in a season since 2005, when linebacker **Brad Kassell** accomplished the feat. Simmons ranked second on the team with 19 quarterback pressures and added 49 tackles, three sacks, three tackles for loss, five passes defensed and one forced fumble. In the franchise's "Titans era" (since 1999), he became the first player to post at least three fumble recoveries, three sacks and five passes defensed in the same season. He also had three tackles and a tackle for loss in one playoff contest.

Simmons began his rookie season on the non-football injury list due to a knee injury he suffered during training in February 2019. He missed the first six games of the season before joining the 53-man roster in Week 7.

His rookie totals included 40 tackles, two sacks, two tackles for loss, 14 quarterback pressures and one pass defensed in nine games (seven starts). He added four tackles, three quarterback pressures and a fumble recovery in three playoff contests.

During a three-year career as a defensive tackle at Mississippi State, Simmons appeared in 38 contests with 28 starts. He finished his career ranked sixth in school history with 32.5 in tackles for loss. He also tied for sixth in MSU annals with five forced fumbles and tied for fourth with three blocked kicks. His totals also included 163 tackles, seven sacks, seven passes defensed and two defensive touchdowns.

He was a first-team All-SEC selection as a sophomore and junior and was one of two players in the nation to be named a Bednarik Award Semifinalist in both 2017 and 2018.

As a junior in 2018, Simmons was named second-team All-American after totaling 63 tackles, 17 tackles for loss and two sacks. His 17 tackles for loss led the team, ranked fourth in the SEC and were the third-most in single-season school history.



During his sophomore season (2017), he set a career high with five sacks and added 12 tackles for loss. With three total blocked kicks and punts, he became the first SEC player since 2004 to lead the nation in the category.

Simmons is a native of Macon, Miss.

Simmons' 2022 Preseason Statistics:

Year	GP	GS	Tackle	Sack	QBP	TFL	Int	PD	FF	FR
2022	0	0	0	0.0	0	0	0	0	0	0

Simmons' Career Regular Season Statistics:

Year	GP	GS	Tackle	Sack	QBP	TFL	Int	PD	FF	FR
2019	9	7	40	2.0	14	2	0	1	0	0
2020	15	15	49	3.0	20	3	0	5	1	3
2021	17	17	54	8.5	58	12	0	6	0	0
2022	0	0	0	0.0	0	0	0	0	0	0
Totals	41	39	143	13.5	92	17	0	12	1	3

Simmons' Career Postseason Statistics:

Year	GP	GS	Tackle	Sack	QBP	TFL	Int	PD	FF	FR
2019	3	0	4	0.0	3	0	0	0	0	1
2020	1	1	3	0.0	0	1	0	0	0	0
2021	1	1	8	3.0	3	3	0	0	0	0
Totals	5	2	15	3.0	6	4	0	0	0	1

Simmons' Regular Season Single-Game Highs:

- Tackles** - 7 vs. Cleveland (12/6/20)
- Sacks** - 3 at Los Angeles Rams (11/7/21)
- Forced Fumbles** - 1 vs. Chicago (11/8/20)
- Fumble Recoveries** - 1 (Three times, last vs. Detroit, 12/20/20)

Simmons' Playoff Single-Game Highs:

- Tackles** - 8 vs. Cincinnati (1/22/22)
- Sacks** - 3 vs. Cincinnati (1/22/22)
- Fumble Recoveries** - 1 at Baltimore (1/11/20)

TACKLES, SACKS & PASSES DEFENSED IN '21

In 2021, **Jeffery Simmons** was named to his first Pro Bowl after setting career highs with 54 tackles, 8.5 sacks and six passes defended. He was one of only five NFL players to produce at least 50 tackles, eight sacks and six passes defended during the season, joining **Maxx Crosby**, **Cameron Jordan**, **Cameron Heyward** and **T.J. Watt**. Simmons and Heyward were the only interior defensive linemen in the league to accomplish the feat.

NFL players in 2021 with a minimum of 50 tackles, eight sacks and five passes defended:

Player	Team	Total Tackles	Sacks	Passes Defensed
Cameron Heyward	Pittsburgh	89	10.0	9
Maxx Crosby	Las Vegas	56	8.0	7
T.J. Watt	Pittsburgh	64	22.5	7
Cameron Jordan	New Orleans	59	12.5	6
Jeffery Simmons	Tennessee	54	8.5	6

TITANS INSIDE LINEBACKERS

No.	Name	Ht	Wt	Exp	College
45	Campbell, Chance	6-2	232	R	Mississippi
53	Cole, Dylan	6-0	237	6	Missouri State
41	Cunningham, Zach	6-3	238	6	Vanderbilt
50	Gibbens, Jack	6-3	242	R	Minnesota
42	Jones, Joe	6-0	240	6	Northwestern
51	Long Jr., David	5-11	227	4	West Virginia
56	Rice, Monty *	6-0	233	2	Georgia

* Physically Unable to Perform (PUP)

#41 • ILB ZACH CUNNINGHAM

6-3, 238, 6th Year, Vanderbilt

[Click for complete bio](#)



Inside linebacker **Zach Cunningham** is in his sixth NFL season and his second season with the Titans in 2022. He was claimed off waivers from the Houston Texans on Dec. 9, 2021.

After joining the Titans, Cunningham started the final four games of the 2021 regular season and led the defense over that stretch with 25 tackles. His totals also included three tackles for loss and one stop on special teams. In the team's divisional playoff contest, he led the defense with 10 tackles.

Cunningham joined the Titans after four-plus seasons (2017-21) in Houston, where he appeared in 72 games with 66 starts. During his time with the Texans, he tallied 570 tackles, 26 tackles for loss, 6.5 sacks, five forced fumbles, three fumble recoveries and one interception.

In 2020, he started all 16 games and led the NFL with 163 total tackles while also notching a single-season career high with three sacks. He tallied 14 tackles (nine solo) in Week 16 against Cincinnati. He also joined **J.J. Watt** as the only players in Texans history with at least 10 total tackles, one tackle for loss and one forced fumble in a single game in Week 17 vs. Tennessee.

In 2019, Cunningham started in all 16 regular season games and both postseason contests. He finished the season with 137 total tackles, seven tackles for loss, two sacks, three quarterback hits, two passes defended and two fumble recoveries, while tallying five tackles on special teams. His 137 tackles led the AFC and ranked seventh in the NFL, and he was the only player in the NFL to record over 100 tackles on defense and at least five tackles on special teams.



In 2018, he tied for the Texans team lead with a then-career-high 105 total tackles, five passes defended, one interception returned for a touchdown, three tackles for loss, two forced fumbles and one fumble recovery.

As a rookie in 2017, Cunningham finished second on the team with 82 total tackles to go along with six passes defended, five tackles for loss, two quarterback hits, 1.5 sacks and one forced fumble in 16 games. He tied for second among all NFL rookies in total tackles and fourth in franchise history among Houston rookies. He was the first player in franchise history to record 80 total tackles and eight special teams tackles in a single season.

The Pinson, Ala., native played three seasons (2014-16) at Vanderbilt University after redshirting the 2013 campaign. He finished his Commodores career ranked third in program history with 39.5 tackles for loss and totaled 295 career tackles.

Cunningham was originally selected by the Texans in the second round (57th overall) of the 2017 NFL Draft.

Cunningham's 2022 Preseason Statistics:

Year	Team	GP	GS	Tackle	Sack	QBP	TFL	Int	PD	FF	FR
2022	Ten	0	0	0	0.0	0	0	0	0	0	0

Cunningham's Career Regular Season Statistics:

Year	Team	GP	GS	Tackle	Sack	QBP	TFL	Int	PD	FF	FR
2017	Hou	16	13	82	1.5	2	5	0	6	1	0
2018	Hou	14	14	105	0.0	2	3	1	5	2	1
2019	Hou	16	16	137	2.0	3	7	0	2	0	2
2020	Hou	16	16	163	3.0	4	7	0	2	1	0
2021	Hou/Ten	14	11	92	0.0	1	7	0	3	1	0
2022	Ten	0	0	0	0.0	0	0	0	0	0	0
Totals		76	70	579	6.5	12	29	1	18	5	3

Cunningham's Career Postseason Statistics:

Year	Team	GP	GS	Tackle	Sack	QBP	TFL	Int	PD	FF	FR
2018	Hou	1	1	7	0.0	1	0	0	1	0	0
2019	Hou	2	2	16	0.0	1	2	0	2	0	0
2021	Ten	1	1	10	0.0	0	1	0	0	0	0
Totals		4	4	33	0.0	2	3	0	3	0	0

Cunningham's Regular Season Single-Game Highs:

- Tackles** - 16 (Twice, last vs. Denver 12/8/19)
- Sacks** - 1 (Five times, last at Jacksonville 11/8/20)
- Interceptions** - 1 vs. Cleveland (12/2/18)
- Passes Defended** - 3 vs. Pittsburgh (12/25/17)
- Forced Fumble** - 1 (Five times, last at Tennessee 11/21/21)
- Fumble Recovery** - 1 (Three times, last at Jacksonville 11/3/19)

Cunningham's Playoff Single-Game Highs:

- Tackles** - 10 vs. Cincinnati (1/22/22)
- Passes Defended** - 1 (Three times, last at Kansas City 1/12/20)

TACKLES FROM 2019 TO 2021

From 2019 to 2021, Titans inside linebacker **Zach Cunningham** had the third-highest tackle total in the NFL, according to press box tackle statistics. During that time, most of it spent with the Houston Texans, Cunningham tallied 392 total stops, trailing only Seattle's **Bobby Wagner** (467) and Chicago's **Roquan Smith** (402).

Most total tackles from 2019 to 2021 (press box statistics):

Player	Total Tackles
1. Bobby Wagner	467
2. Roquan Smith	402
3. Zach Cunningham	392
4. Joe Schobert	386
5. Jordan Hicks	384
6. Fred Warner	380
7. Darius Leonard	375
8. De'Vondre Campbell	373
9. Foye Oluokun	365
10. Budda Baker	363

#51 • ILB DAVID LONG JR.

5-11, 227, 4th Year, West Virginia

[Click for complete bio](#)



Linebacker **David Long Jr.** is in his fourth NFL season in 2022. He was selected by the Titans in the sixth round (188th overall) of the 2019 NFL Draft.

In 2021, Long was limited to 10 total games due to injuries but nevertheless set a career high with nine starts. He also established career bests in tackles (75), quarterback pressures (six), tackles for loss (four), interceptions (two) and passes defended (six). His average of 7.5 tackles per game led the team.

In 2020, Long appeared in 14 games with five starts at inside linebacker. He totaled 50 tackles, one quarterback pressure, two tackles for loss, two passes defended and four stops on special teams. He recorded a start in the playoffs and tallied five tackles and one quarterback pressure.

As a rookie in 2019, Long appeared in 14 games during the regular season. He also played in all three playoff contests with one start.

During a three-year career at West Virginia, he played in 34 games with 31 starts and totaled 252 tackles, 14 sacks and 40 career tackles for loss which tied for third place on West Virginia's all-time list. In his final campaign in 2018, tied for the single-season program record with 19 tackles for loss.

As a junior at West Virginia in 2018, he was selected Big 12 Defensive Player of the Year by the coaches and the Associated Press. He also received second-team All-America honors by the Associated Press and first-team All-Big 12 accolades by the Associated Press.

Long is a native of Cincinnati, Ohio.

Long's 2022 Preseason Statistics:

Year	GP	GS	Tackle	Sack	QBP	TFL	Int	PD	FF	FR
2022	0	0	0	0.0	0	0	0	0	0	0

Long's Career Regular Season Statistics:

Year	GP	GS	Tackle	Sack	QBP	TFL	Int	PD	FF	FR
2019	14	0	15	0.0	0	2	0	1	1	0
2020	14	5	50	0.0	1	2	0	2	0	0
2021	10	9	75	0.0	6	4	2	6	0	0
2022	0	0	0	0.0	0	0	0	0	0	0
Totals	38	14	140	0.0	7	8	2	9	1	0

Long's Career Postseason Statistics:

Year	GP	GS	Tackle	Sack	QBP	TFL	Int	PD	FF	FR
2019	3	1	16	0.0	0	2	0	0	0	0
2020	1	1	5	0.0	1	0	0	0	0	0
2021	1	1	8	1.0	1	1	0	0	0	0
Totals	5	3	29	1.0	2	3	0	0	0	0


Long's Regular Season Single-Game Highs:

- Tackles** - 14 vs. Buffalo (10/18/21)
- Interceptions** - 1 (Twice, last vs. Miami, 1/2/22)
- Forced Fumbles** - 1 vs. Kansas City (11/10/19)

Long's Playoff Single-Game Highs:

- Tackles** - 8 (Twice, last vs. Cincinnati, 1/22/22)
- Sacks** - 1 vs. Cincinnati (1/22/22)
- Tackle For Loss** - 2 at Kansas City (1/19/20)





TITANS

OUTSIDE LINEBACKERS

No.	Name	Ht	Wt	Exp	College
92	Adeniyi, Ola	6-1	248	5	Toledo
54	Anenih, David	6-2	245	R	Houston
48	Dupree, Bud	6-4	269	8	Kentucky
58	Landry III, Harold	6-2	252	5	Boston College
57	Lawler, Justin	6-4	265	4	Southern Methodist
99	Weaver, Rashad	6-4	259	2	Pittsburgh

#48 • OLB BUD DUPREE

6-4, 269, 8th Year, Kentucky
[Click for complete bio](#)



Outside linebacker **Bud Dupree** is in his eighth NFL season and his second campaign with the Titans in 2022. He was signed by the Titans as an unrestricted free agent on March 19, 2021.

Dupree returned from a season-ending injury with the Steelers in 2020 to play in 11 games with six starts for the Titans in 2021. He totaled 17 tackles, three sacks, 15 quarterback pressures, two tackles for loss, one pass defended and one forced fumble. In the team's divisional playoff game, he added two tackles, a sack and two quarterback pressures.

Dupree spent his first six NFL seasons in Pittsburgh after the Steelers chose him with the 22nd overall draft choice in the 2015 NFL Draft. His totals with the Steelers included 231 tackles, 39.5 sacks, 64 quarterback pressures, 53 tackles for loss, one interception, eight forced fumbles and three fumble recoveries in 81 games.

From 2019 to 2020, Dupree totaled 19.5 sacks, ranking eighth in the NFL despite missing five games. His six strip-sacks tied for fourth in the same period. In his final 17 games in Pittsburgh, he registered at least half a sack on 12 occasions.

In 2020, Dupree started the first 11 games but missed the final five contests due to injury. He totaled eight sacks, 15 quarterback hits, 31 tackles, eight tackles for loss, two forced fumbles and two passes defended.

In 2019, Dupree posted a career-best 11.5 sacks, 68 tackles, 16 tackles for loss, 17 quarterback hits, four forced fumbles, two fumble recoveries and three passes defended in a career-high 16 starts. His 16 tackles for loss ranked fourth in the NFL, while his sack total was the ninth-best in the league.

A native of Irwinton, Ga., Dupree played in 47 games with 38 starts at the University of Kentucky (2011-14) and finished with 247 tackles, 23.5 sacks, 38.0 tackles for loss and four forced fumbles. At the time he left school for the NFL, he ranked second in Wildcat history in career sacks.



Dupree's 2022 Preseason Statistics:

Year	Team	GP	GS	Tackle	Sack	QBP	TFL	Int	PD	FF	FR
2022	Ten	0	0	0	0.0	0	0	0	0	0	0

Dupree's Career Regular Season Statistics:

Year	Team	GP	GS	Tackle	Sack	QBP	TFL	Int	PD	FF	FR
2015	Pit	16	5	26	4.0	6	4	0	1	0	0
2016	Pit	7	4	24	4.5	6	5	0	1	1	0
2017	Pit	15	15	40	6.0	7	12	0	1	0	1
2018	Pit	16	15	42	5.5	13	8	1	3	1	0
2019	Pit	16	16	68	11.5	17	16	0	3	4	2
2020	Pit	11	11	31	8.0	15	8	0	2	2	0
2021	Ten	11	6	17	3.0	15	2	0	1	1	0
2022	Ten	0	0	0	0.0	0	0	0	0	0	0
NFL Totals		92	72	248	42.5	79	55	1	12	9	3

Dupree's Career Postseason Statistics:

Year	Team	GP	GS	Tackle	Sack	QBP	TFL	Int	PD	FF	FR
2015	Pit	2	2	6	0.0	0	2	0	0	0	0
2016	Pit	3	3	15	0.5	3	1	0	1	0	0
2017	Pit	1	1	4	0.0	0	0	0	0	0	0
2021	Ten	1	0	2	1.0	2	1	0	0	0	0
Playoff Totals		7	6	27	1.5	5	4	0	1	0	0

Dupree's Regular Season Single-Game Highs:

- Tackles** - 7 vs. Cleveland (1/1/17)
- Sacks** - 2.5 at Buffalo (12/11/16)
- Interceptions** - 1 at Tampa Bay (9/24/18)
- Forced Fumbles** - 1 (Eight times, last at Baltimore, 11/1/20)
- Fumble Recovery** - 1 (Three times, last at Cincinnati, 11/24/19)
- Passes Defensed** - 2 at Cleveland (9/9/18)

Dupree's Playoff Single-Game Highs:

- Tackles** - 6 vs. Miami (1/8/17)
- Sacks** - 1 vs. Cincinnati (1/22/22)
- Passes Defensed** - 1 at Kansas City (1/15/17)

SACKS FROM 2019 TO 2020

In **Bud Dupree's** final two seasons in Pittsburgh, he ranked eighth in the NFL with 19.5 total sacks despite missing the final five games of the 2020 campaign. He posted 11.5 sacks in 2019 and eight sacks in 2020.

Dupree also ranked ninth in the NFL from 2019 to 2020 with 24 tackles for loss.

Most sacks in the NFL from 2019 to 2020:

Player	Sacks
1. T.J. Watt	29.5
2. Shaquil Barrett	27.5
3. Aaron Donald	26.0
Za'Darius Smith	26.0
5. Cameron Jordan	23.0
6. Myles Garrett	22.0
7. Chandler Jones	20.0
8. Bud Dupree	19.5
9. Joey Bosa	19.0
Justin Houston	19.0

Out of Dupree's 19.5 sacks from 2019 to 2020, he forced a fumble on six of those plays. His six strip-sacks tied for fourth place in that period.

Most strip-sacks in the NFL from 2019 to 2020:

Player	Strip-Sacks
1. Shaquil Barrett	8
2. Yannick Ngakoue	7
Chandler Jones	7
4. Bud Dupree	6
Jason Pierre-Paul	6
Myles Garrett	6
T.J. Watt	6
Khalil Mack	6
9. Aaron Donald	5
Benson Mayowa	5
Haason Reddick	5

#58 • OLB HAROLD LANDRY III

6-2, 252, 5th Year, Boston College

[Click for complete bio](#)



Outside linebacker **Harold Landry III** is in his fifth NFL season in 2022. He was selected by the Titans in the second round (41st overall) of the 2018 NFL Draft after the Titans traded up 16 spots in the second round (57 to 41) in order to take the former Boston College standout.

From the start of his rookie season through 2021, Landry's 31 total sacks led the Titans. Other than **Jevon Kearse** (37), Landry produced the highest sack total by a Titans/Oilers player in his first four NFL seasons since individual sacks became an official NFL statistic in 1982.

From 2018 to 2021, Landry joined Pittsburgh's **Cameron Heyward** as the NFL's only players to be credited with at least 250 tackles (press box statistics), 30 sacks and two interceptions.

In 2021, Landry was named to his first Pro Bowl after starting all 17 games. He registered his third consecutive season to start every contest, extending his streaks to 64 consecutive games played and 52 consecutive starts. At the conclusion of 2021, his starting streak was the sixth-longest active streak in the NFL among all defensive players.

Landry's 12 sacks in 2021 led the Titans, ranked 10th in the NFL and established a career high. He became the first Titans player to record double-digit sacks in a season since **Brian Orakpo** (10.5) in 2016 and the first Titans player with 12 sacks in a season since **Jason Babin** (12.5) in 2010. Landry tied for second on the squad with 75 tackles, ranked second with a career-high 49 quarterback pressures, led the team with 14 tackles for loss, and added a forced fumble. He joined **Micah Parsons**, **Aaron Donald** and Heyward as the only NFL players in 2021 to post at least 75 tackles and 10 sacks.

Then, in the team's 2021 divisional playoff contest, he recorded 1.5 sacks. He improved his postseason career total to 4.5 sacks, becoming the organization's first player with at least four career postseason sacks since individual sacks became an official statistic in 1982.

In 2020, Landry recorded 16 starts for the second consecutive season. He led the team with 5.5 sacks, a then-career-high 32 quarterback pressures and a then-career-high 10 tackles for loss. He totaled 69 tackles and added one interception and a career-high five passes defended. In one playoff contest, he led the team with 10 tackles and two sacks.

Landry started all 16 games in 2019 and led the Titans with nine sacks. His 28 quarterback pressures ranked second, and he added 81 tackles, four tackles for loss, one pass defended, one forced fumble and two fumble recoveries. He also started all three postseason games and registered a sack and a team-high eight quarterback pressures.

As a rookie in 2018, he played in 15 games with three starts. His 4.5 sacks tied for third place on the team, and he also tied for second on the defense with 18 quarterback pressures.



In 46 career games playing defensive end for Boston College, Landry totaled 160 tackles, 26 sacks, 47.5 tackles for loss, seven passes defended, 10 forced fumbles, one fumble recovery and one interception. His 26 career sacks were exceeded in school history by only **Mathias Kiwanuka** (37.5 from 2002-05).

As a senior in 2017, Landry played and started eight games before a season-ending ankle injury ended his year. He finished second on the team with five sacks and totaled 38 tackles, 8.5 tackles for loss and two passes defended.

In 2016, Landry set the school's single-season record with 16.5 sacks, which led the nation. He added seven forced fumbles, which also led the country, while his 22 tackles for loss ranked fifth nationally and ranked second all-time for the Eagles. His numerous honors included Walter Camp second-team All-America, AP second-team All-America and second-team All-ACC by the Atlantic Coast Sports Media Association and the league's head coaches.

He is a native of Spring Lake, N.C.

Landry's 2022 Preseason Statistics:

Year	GP	GS	Tackle	Sack	QBP	TFL	Int	PD	FF	FR
2022	0	0	0	0.0	0	0	0	0	0	0

Landry's Career Regular Season Statistics:

Year	GP	GS	Tackle	Sack	QBP	TFL	Int	PD	FF	FR
2018	15	3	46	4.5	18	2	0	2	1	0
2019	16	16	81	9.0	28	4	1	1	1	2
2020	16	16	69	5.5	29	10	1	5	0	0
2021	17	17	75	12.0	49	14	0	0	1	0
2022	0	0	0	0.0	0	0	0	0	0	0
Totals	64	52	271	31.0	127	30	2	8	3	2

Landry's Career Postseason Statistics:

Year	GP	GS	Tackle	Sack	QBP	TFL	Int	PD	FF	FR
2019	3	3	8	1.0	8	1	0	1	0	0
2020	1	1	10	2.0	4	1	0	0	0	0
2021	1	1	6	1.5	5	1	0	0	0	0
Totals	5	5	24	4.5	17	3	0	1	0	0

Landry's Regular Season Single-Game Highs:

- Tackles** - 8 (Three times, last vs. Buffalo, 10/18/21)
- Sacks** - 2 (Three times, last vs. Buffalo, 10/18/21)
- Quarterback Pressures** - 9 at N.Y. Giants (12/16/18)
- Interceptions** - 1 (Twice, last vs. Jacksonville, 9/20/20)
- Forced Fumbles** - 1 (Three times, last at Indianapolis, 10/31/21)
- Fumble Recovery** - 1 (Twice, last vs. Tampa Bay, 10/27/19)

Landry's Playoff Single-Game Highs:

- Tackles** - 10 vs. Baltimore (1/10/21)
- Sacks** - 2 vs. Baltimore (1/10/21)
- Quarterback Pressures** - 5 vs. Cincinnati (1/22/22)

2021 NFL SACK LEADERS

With a career-high 12 sacks in 2021, Titans outside linebacker **Harold Landry III** ranked fifth in the AFC and 10th in the NFL.

In the franchise's "Titans era" (1999–present), his 12 sacks tied for the fourth-highest single-season total and were the most since **Jason Babin** produced 12.5 sacks in 2010.

Most sacks in 2021:

Player	Team	Sacks
1. T.J. Watt	Pittsburgh Steelers	22.5
2. Robert Quinn	Chicago Bears	18.5
3. Myles Garrett	Cleveland Browns	16.0
4. Nick Bosa	San Francisco 49ers	15.5
5. Trey Hendrickson	Cincinnati Bengals	14.0
6. Micah Parsons	Dallas Cowboys	13.0
7. Cameron Jordan	New Orleans Saints	12.5
Matt Judon	New England Patriots	12.5
Aaron Donald	Los Angeles Rams	12.5
10. Harold Landry III	Tennessee Titans	12.0

FRANCHISE SACK LEADERS

At the conclusion of the 2021 season, his fourth NFL season, **Harold Landry III** had 31 career sacks, a total that tied for 12th in franchise history.

In the franchise's "Titans era" (1999–present), his sack total ranks behind only **Jevon Kearse** (52), **Jurrell Casey** (51), **Derrick Morgan** (44.5) and **Kyle Vanden Bosch** (38.5).

Franchise career sack leaders*:

Player	Seasons	Sacks
1. Elvin Bethea	1968–1983	105.0
2. Ray Childress	1985–1995	75.5
3. Jesse Baker	1979–1987	66.0
4. William Fuller	1986–1993	59.0
5. Sean Jones	1988–1993	57.5
6. Jevon Kearse	1999–2003, 2008–2009	52.0
7. Jurrell Casey	2011–2019	51.0
8. Robert Brazile	1975–1984	48.0
9. Ted Washington	1973–1982	45.0
10. Derrick Morgan	2010–2018	44.5
11. Kyle Vanden Bosch	2005–2009	38.5
12. Harold Landry III	2018–2021	31.0
Curley Culp	1974–1980	31.0

* Individual sacks did not become an official NFL statistic until 1982.

SACKS IN FIRST FOUR SEASONS

From the start of his rookie season in 2018 through 2021, **Harold Landry III's** 31 total sacks led the Titans. Other than **Jevon Kearse** (37.0 sacks from 1999 through 2001), Landry produced the highest sack total by a Titans/Oilers player in his first four NFL seasons since individual sacks became an official NFL statistic in 1982.

Most sacks for the Titans/Oilers in a player's first three NFL seasons, 1982–2020:

Player	Seasons	Sacks
1. Jevon Kearse	1999–2002	37.0
2. Harold Landry III	2018–2021	31.0
3. Ray Childress	1985–1988	23.0
4. Kenny Holmes	1997–2000	22.5
5. Jurrell Casey	2011–2014	21.0
6. Travis LaBoy	2004–2007	19.5
7. Derrick Morgan	2010–2013	16.5
8. Gary Walker	1995–1998	16.0
9. (two tied)		15.5

CONSECUTIVE GAMES WITH A HALF SACK

When **Harold Landry III** registered a sack against the New Orleans Saints on Nov. 14, he joined **Jevon Kearse** as the only Titans/Oilers players since individual sacks became an official NFL statistic in 1982 to produce at least a half sack in eight consecutive games. Kearse had a half sack or more in each of the final 10 games of his 1999 NFL Defensive Rookie of the Year campaign and in the first two games of his second season.

In 2019, Landry recorded five consecutive games with at least a half sack.

Most consecutive games with at least a half sack for the Titans/Oilers (1982–present):

Player	Dates	Consecutive Games
1. Jevon Kearse	Oct. 31, 1999–Sept. 10, 2000	12
2. Harold Landry III	Sept. 26, 2021–Nov. 14, 2021	8
3. Sean Jones	Nov. 4, 1990–Dec. 23, 1990	7
Kevin Carter	Dec. 16, 2002–Sept. 28, 2003	7
5. Jevon Kearse	Sept. 28, 2003–Nov. 9, 2003	6
William Fuller	Sept. 8, 1991–Oct. 20, 1991	6
7. Harold Landry III	Oct. 27, 2019–Dec. 1, 2019	5
Brian Orakpo	Sept. 18, 2016–Oct. 16, 2016	5
Sean Jones	Nov. 1, 1992–Nov. 26, 1992	5
Lee Williams	Sept. 13, 1992–Oct. 18, 1992	5



TITANS CORNERBACKS

No.	Name	Ht	Wt	Exp	College
23	Avery, Tre	5-11	181	R	Rutgers
38	Brown, Shakur	5-10	190	1	Michigan State
40	Burton, Deante	6-2	205	3	Kansas State
36	Carter, Shyheim	5-10	194	1	Alabama
3	Farley, Caleb	6-2	197	2	Virginia Tech
26	Fulton, Kristian	5-11	197	3	Louisiana State
35	Jackson, Chris	5-10	193	3	Marshall
30	Mabin, Greg	6-2	200	6	Iowa
21	McCreary, Roger	5-11	190	R	Auburn
24	Molden, Elijah	5-10	192	2	Washington
20	Swilling, Tre	6-1	196	R	Georgia Tech

#3 • CB CALEB FARLEY

6-2, 197, 2nd Year, Virginia Tech

[Click for complete bio](#)



Cornerback **Caleb Farley** is in his second NFL season in 2022. He was selected by the Titans in the first round (22nd overall) of the 2021 NFL Draft.

Farley appeared in three games with one start during his rookie season. He finished with four tackles and one pass defended before his season came to a premature end due to a knee injury. He spent the remainder of the season on injured reserve.

Farley played two seasons at Virginia Tech, appearing in 24 games with 23 starts. His career totals included six interceptions, 25 passes defended, 56 tackles, one sack, two quarterback hits and seven kickoff returns for 152 yards (21.7 avg.).

Farley redshirted as a wide receiver in 2017 and then began playing cornerback for the first time in his redshirt freshman campaign in 2018. He continued playing for the Hokies in 2019 and then opted out of the 2020 campaign due to COVID-19 concerns.

In 2019, he started all 11 games in which he appeared and was named first team All-ACC after leading the conference with 16 passes defended. His four interceptions tied for second place in the conference. He also totaled 20 tackles and a quarterback hit.

In 2018, he earned honorable mention for the Mayo Clinic Comeback Player of the Year Award after registering 36 tackles, one tackle for loss, one sack, two interceptions and nine passes defended. He also added seven kickoff returns for 152 total yards (21.7 avg.).

Farley is a native of Maiden, N.C.



Farley's 2022 Preseason Statistics:

Year	GP	GS	Tackle	Sack	QBP	TFL	Int	PD	FF	FR
2022	1	1	2	0.0	0	0	0	0	0	0

Farley's Career Regular Season Statistics:

Year	GP	GS	Tackle	Sack	QBP	TFL	Int	PD	FF	FR
2021	3	1	4	0.0	0	0	0	1	0	0
2022	0	0	0	0.0	0	0	0	0	0	0
Totals	3	1	4	0.0	0	0	0	1	0	0

Farley's Regular Season Single-Game Highs:

Tackles - 2 (Twice, last vs. Buffalo, 10/18/21)

Passes Defensed - 1 at Jacksonville (10/10/21)

#26 • CB KRISTIAN FULTON

5-11, 197, 3rd Year, Louisiana State

[Click for complete bio](#)



Cornerback **Kristian Fulton** is in his third NFL season in 2022. He was selected by the Titans in the second round (61st overall) of the 2020 NFL Draft.

In 2021, Fulton became a mainstay in the Titans lineup, starting all 13 games in which he played. He contributed two interceptions and tied for 11th in the NFL with a team-high 14 passes defensed. Among all players in their first two NFL seasons, his 14 passes defensed in 2021 tied for the league's fourth-highest total. He also contributed 40 tackles during the regular season and added six stops in the team's divisional playoff contest.

In 2020, Fulton appeared in six games with two starts as a rookie. He totaled 16 tackles, one interception, one pass defensed, one sack, one quarterback pressure and one tackle for loss. He also played in one postseason contest.

Prior to entering the NFL, the New Orleans, La., native was a two-year starter at Louisiana State. He appeared in 28 games with 25 starts and finished his career with 65 tackles, 25 passes defensed and two interceptions.

As a senior in 2019, he started all 15 games and posted 38 tackles, one tackle for loss, 15 passes defensed and one interception. He was recognized with second-team All-SEC honors from the Associated Press. In his final collegiate game, Fulton helped LSU secure a National Championship victory over Clemson with a career-high six tackles and one pass defensed.

Fulton's 2022 Preseason Statistics:

Year	GP	GS	Tackle	Sack	QBP	TFL	Int	PD	FF	FR
2022	1	1	1	0.0	0	0	0	0	0	0

Fulton's Career Regular Season Statistics:

Year	GP	GS	Tackle	Sack	QBP	TFL	Int	PD	FF	FR
2020	6	2	16	1.0	1	1	1	1	0	0
2021	13	13	40	0.0	0	0	2	14	0	0
2022	0	0	0	0.0	0	0	0	0	0	0
Totals	19	15	56	1.0	1	1	3	15	0	0

Fulton's Career Postseason Statistics:

Year	GP	GS	Tackle	Sack	QBP	TFL	Int	PD	FF	FR
2020	1	0	0	0.0	0	0	0	0	0	0
2021	1	1	6	0.0	0	0	0	0	0	0
Totals	2	1	6	0.0	0	0	0	0	0	0

Fulton's Regular Season Single-Game Highs:

Tackles - 5 at Jacksonville (10/10/21)

Sacks - 1 at Minnesota (9/27/20)

Interceptions - 1 (Three times, last vs. Jacksonville, 12/12/21)

Fulton's Playoff Single-Game Highs:

Tackles - 6 vs. Cincinnati (1/22/22)

**MOST PASSES DEFENSED IN 2021**

In his second NFL season, cornerback **Kristian Fulton** tied for 11th place in the NFL and led the Titans defense with 14 passes defensed. Among all players in their first two NFL seasons in 2021, he tied for the fourth-highest total behind only **Trevon Diggs** (21), **A.J. Terrell** (16) and **Bryce Hall** (16).

Most passes defensed in 2021:


Player	Team	Passes Defensed
1. J.C. Jackson	New England Patriots	23
2. Trevon Diggs *	Dallas Cowboys	21
3. Marshon Lattimore	New Orleans Saints	19
4. James Bradberry	New York Giants	17
Anthony Brown	Dallas Cowboys	17
6. Jalen Ramsey	Los Angeles Rams	16
Kendall Fuller	Washington Football Team	16
A.J. Terrell *	Atlanta Falcons	16
Bryce Hall *	New York Jets	16
Xavien Howard	Miami Dolphins	16
11. Kristian Fulton *	Tennessee Titans	14
Chidobe Awuzie	Cincinnati Bengals	14
Pat Surtain II *	Denver Broncos	14
Eric Stokes *	Green Bay Packers	14

* Rookie, first-year or second-year player in 2021

#24 • CB ELIJAH MOLDEN

5-10, 192, 2nd Year, Washington

[Click for complete bio](#)



Cornerback **Elijah Molden** is in his second NFL season in 2022. He was selected by the Titans in the third round (100th overall) of the 2021 NFL Draft.

As a rookie in 2021, Molden appeared in 16 games with seven starts. He ranked fifth on the team and first among Titans rookies with 60 tackles and registered one interception for a touchdown. He was one of six rookie defensive backs with at least 60 tackles and one interception. Additionally, he contributed six quarterback pressures, three tackles for loss, four passes defensed, one forced fumble, one fumble recovery and two stops on special teams. In the team's divisional playoff contest, he started and registered two tackles.

Prior to arriving in Tennessee, Molden totaled 153 tackles, five interceptions, 25 passes defensed, four forced fumbles and two fumble recoveries in 44 games at the University of Washington. He earned first team All-Pac-12 honors on defense as a junior and senior and was named second team All-Pac-12 as an all-purpose/special teams player as a sophomore.



In 2020, Washington's football season was limited to four games due to the COVID-19 pandemic. Molden started all four contests and finished third on the squad with 26 tackles to go with one interception and two passes defended.

In 2019, Molden set career highs with a team-high 79 tackles, four interceptions and three forced fumbles with the Huskies.

He is a native of West Linn, Oregon.

Molden's 2022 Preseason Statistics:

Year	GP	GS	Tackle	Sack	QBP	TFL	Int	PD	FF	FR
2022	0	0	0	0.0	0	0	0	0	0	0

Molden's Career Regular Season Statistics:

Year	GP	GS	Tackle	Sack	QBP	TFL	Int	PD	FF	FR
2021	16	7	60	0.0	6	3	1	4	1	1
2022	0	0	0	0.0	0	0	0	0	0	0
Totals	16	7	60	0.0	6	3	1	4	1	1

Molden's Career Postseason Statistics:

Year	GP	GS	Tackle	Sack	QBP	TFL	Int	PD	FF	FR
2021	1	1	2	0.0	0	0	0	0	0	0
Totals	1	1	2	0.0	0	0	0	0	0	0

Molden's Regular Season Single-Game Highs:

- Tackles** - 8 (Three times, last at L.A. Rams, 11/7/21)
- Interceptions** - 1 at Indianapolis (10/31/21)
- Passes Defended** - 2 at Indianapolis (10/31/21)
- Forced Fumbles** - 1 at Jacksonville (10/10/21)
- Fumble Recoveries** - 1 vs. Miami (1/2/22)

Molden's Playoff Single-Game Highs:

- Tackles** - 2 vs. Cincinnati (1/22/22)



TITANS SAFETIES

No.	Name	Ht	Wt	Exp	College
39	Benton, Elijah	6-1	205	1	Liberty
31	Byard, Kevin	5-11	212	7	Middle Tennessee State
32	Colbert, Adrian	6-2	205	6	Miami (Fla.)
37	Hooker, Amani	5-11	210	4	Iowa
29	Jackson, Theo	6-1	198	R	Tennessee
28	Kalu, Joshua	6-0	203	4	Nebraska
33	Moore Jr., A.J.	5-11	200	5	Mississippi

#31 • S KEVIN BYARD

5-11, 212, 7th Year, Middle Tennessee State

[Click for complete bio](#)



Safety **Kevin Byard** is in his seventh NFL season in 2022. He was selected by the Titans in the third round (64th overall) of the 2016 NFL Draft.

Byard is one of the team's most accomplished defenders and is among the NFL's most successful safeties in recent years. He finished the 2021 campaign as a three-time team captain, two-time Pro Bowl selection and a two-time Associated Press first-team All-Pro. Since entering the league, he has been a part of six consecutive winning seasons and four playoff berths.

Byard did not miss a game from 2016 through 2021, totaling 97 games in the regular season and seven postseason games. At the conclusion of 2021, his 88 consecutive starts in the regular season was the leading current streak among all Titans players, ranked first in the NFL among defenders, and was the sixth-longest active streak among all players.

Over a five-year period from 2017 through 2021, Byard led all safeties with 23 interceptions. The only players with more interceptions in that time were cornerbacks **Xavien Howard** (27) and **J.C. Jackson** (25). His interception total was 11th on the franchise's all-time list and sixth among all Titans/Oilers safeties.

In 2021, Byard was announced as a starter to his second career Pro Bowl and earned first-team Associated Press All-Pro honors for the second time in his career. He joined **Bruce Matthews** (1999–2000) and **Albert Haynesworth** (2007–2008) as the franchise's only players in its "Titans era" (since 1999) to earn multiple first-team AP All-Pro honors.

Byard led the Titans in 2021 with five interceptions and 88 tackles, becoming the franchise's first player to lead the team in tackles and interceptions in the same season since the team began tracking individual tackle statistics in 1974. It was his second consecutive season to lead the club in tackles and the fourth time in his career he was the interceptions leader. Additionally, his 13 passes defended ranked second on the team and made up the highest total among NFL safeties. He also was credited with one sack, two quarterback pressures, one tackle for loss, two forced



fumbles, one fumble recovery and his first two career touchdowns—one on a fumble return and one on an interception return. He was the first Titans player with two defensive touchdowns in the same season since linebacker **Zach Brown** in 2012.

In 2020, Byard was a defensive team captain for the second consecutive season and the team's Walter Payton NFL Man of the Year nominee. His 111 tackles led the team and established a career high. Additionally, he registered one interception, seven passes defended, two quarterback pressures, one tackle for loss and one forced fumble. In one playoff game he produced five tackles, one pass defended and a quarterback pressure.

From 2017 through 2019, no NFL player had more interceptions than Byard, who had 17. His 2019 totals included a team-leading five interceptions, 10 passes defended, 91 tackles, one quarterback pressure and two tackles for loss. In three postseason games, he added 20 tackles and one interception.

In 2018, Byard finished with a team-leading four interceptions, 10 passes defended, 96 tackles and two sacks. He also completed a touchdown pass on a memorable fake punt to help defeat the Houston Texans (Sept. 16).

Byard experienced a breakthrough second-year season in 2017. He was named to the Pro Bowl and earned first-team Associated Press All-Pro honors after tying Detroit's **Darius Slay** for the NFL lead with eight interceptions. He added a pair of fumble recoveries to pace the league with 10 total takeaways.

As a rookie in 2016, Byard played in every game, starting the final seven contests at free safety. His 63 tackles were the most by a Titans rookie safety since **Tank Williams'** 69 tackles in 2002. He also ranked second on the squad with 10 special teams tackles.

During a four-year career at Middle Tennessee State University, he appeared in 49 games and notched 46 starts at safety while becoming one of the most prolific defenders in school history. He set school records with 19 career interceptions, 377 interception return yards and four interception returns for touchdowns, and he finished sixth in MTSU history with 312 career tackles. In total, he had a hand in 25 turnovers (19 interceptions, five forced fumbles and one fumble recovery) during his career and added 17 career passes defended and five tackles for loss. He was twice named first-team All-Conference USA.

As a senior in 2015, Byard appeared in 12 games with nine starts as a permanent team captain and was named first-team All-Conference USA for the second consecutive year. He ranked fourth on the team with 66 tackles and led the squad with four interceptions and six additional pass breakups.

The Lithonia, Ga., native set a career high in college with six interceptions as a junior and forced to fumbles the same season.

Byard's 2022 Preseason Statistics:

Year	GP	GS	Tackle	Sack	QBP	TFL	Int	PD	FF	FR
2022	0	0	0	0.0	0	0	0	0	0	0

Byard's Career Regular Season Statistics:

Year	GP	GS	Tackle	Sack	QBP	TFL	Int	PD	FF	FR
2016	16	7	63	1.0	3	5	0	4	0	0
2017	16	16	87	0.0	3	4	8	18	0	2
2018	16	16	96	2.0	4	0	4	10	0	0
2019	16	16	91	0.0	1	2	5	10	0	0
2020	16	16	111	0.0	2	1	1	7	1	0
2021	17	17	88	1.0	2	1	5	13	2	1
2022	0	0	0	0.0	0	0	0	0	0	0
Totals	97	88	536	4.0	15	13	23	62	3	3

Byard's Career Postseason Statistics:

Year	GP	GS	Tackle	Sack	QBP	TFL	Int	PD	FF	FR
2017	2	2	16	0.0	0	0	0	0	0	0
2019	3	3	20	0.0	0	0	1	1	0	0
2020	1	1	5	0.0	1	0	0	1	0	0
2021	1	1	3	0.0	0	0	0	0	0	0
Totals	7	7	44	0.0	1	0	1	2	0	0

Byard's Regular Season Single-Game Highs:

- Tackles** - 16 vs. Washington (12/22/18)
- Sacks** - 1 (Four times, last at New England, 11/28/21)
- Tackles For Loss** - 2 (Twice, last at Miami, 10/8/17)
- Interceptions** - 3 at Cleveland (10/22/17)
- Passes Defended** - 3 (Twice, last vs. Baltimore, 11/5/17)
- Forced Fumbles** - 1 (Twice, last vs. Kansas City, 10/24/21)
- Fumble Recoveries** - 1 (Three times, last at Jacksonville, 10/10/21)

Byard's Playoff Single-Game Highs:

- Tackles** - 11 at Baltimore (1/11/20)
- Interceptions** - 1 at Baltimore (1/11/20)

MOST INTERCEPTIONS FROM 2017-2021

Since the beginning of the 2017 campaign, Titans safety **Kevin Byard** leads all safeties and ranks third in the NFL with 23 interceptions.

Most interceptions from 2017-2021:

Player	Interceptions
1. Xavien Howard	27
2. J.C. Jackson	25
3. Kevin Byard	23
4. Justin Simmons	19
5. Jordan Poyer	18
6. Harrison Smith	17
7. Tre'Davious White	16
8. Marcus Williams	15
9. (three tied)	14

2021 NFL INTERCEPTION LEADERS

Titans safety **Kevin Byard** led the Titans and tied for fourth place in the NFL in 2021 with five interceptions. Only Cowboys cornerback **Trevon Diggs**, Patriots cornerback **J.C. Jackson** and Lions cornerback **Amani Oluwariye** had more.

Most interceptions in 2021:

Player	Team	Interceptions
1. Trevon Diggs	Dallas Cowboys	11
2. J.C. Jackson	New England Patriots	8
3. Amani Oluwariye	Detroit Lions	6
4. Kevin Byard	Tennessee Titans	5
Micah Hyde	Buffalo Bills	5
Jordan Poyer	Buffalo Bills	5
Quandre Diggs	Seattle Seahawks	5
Justin Simmons	Denver Broncos	5
Xavier McKinney	New York Giants	5
Rasul Douglas	Green Bay Packers	5
Xavien Howard	Miami Dolphins	5

2021 TITANS TACKLE LEADERS

In addition to leading the Titans with five interceptions in 2021, safety **Kevin Byard** also led the defense with 88 total tackles. It was the second consecutive season in which Byard led the Titans in tackles after totaling 111 stops in 2020.

Titans tackle leaders in 2021:

Player	Position	Total	Solo	Assist
1. Kevin Byard	S	88	57	31
2. Harold Landry III	OLB	75	51	24
David Long Jr.	ILB	75	46	29
4. Amani Hooker	S	62	38	24
5. Elijah Molden	CB	60	42	18
6. Rashaan Evans	ILB	57	35	22
7. Jayon Brown	ILB	55	35	20
8. Jackrabbit Jenkins	CB	54	38	16
Jeffery Simmons	DT	54	42	12
10. Kristian Fulton	CB	40	30	10



CONSECUTIVE STARTS, ACTIVE DEFENDERS

Titans safety **Kevin Byard** has never missed a game in his NFL career and has started every game since the 10th game of his rookie season in 2016.

Among all current safeties, Byard's active consecutive starting streak ranks first in the NFL.

Longest current starting streak among active NFL safeties:

Player	Current Team	Active Consecutive Starting Streak
1. Kevin Byard	Tennessee Titans	88
2. Adrian Amos	Green Bay Packers	67
3. Justin Simmons	Denver Broncos	65
4. Duron Harmon	Atlanta Falcons	39
5. Quandre Diggs	Seattle Seahawks	33

Byard not only has the longest starting streak among safeties, he now holds the longest starting streak among all NFL defensive players. Teammate **Harold Landry III** (52) ranks sixth.

The only offensive players in the NFL with a longer active starting streak at the conclusion of 2021 were offensive linemen **Jake Matthews** (127), **Charles Leno** (110), **Alejandro Villanueva** (107) and **Jason Kelce** (122) and quarterback **Tom Brady** (93).

Longest current starting streak among active NFL defensive players:

Player (Position)	Current Team	Active Consecutive Starting Streak
1. Kevin Byard (S)	Tennessee Titans	88
2. Adrian Amos (S)	Green Bay Packers	67
3. Leonard Floyd (LB)	Los Angeles Rams	65
Justin Simmons (S)	Denver Broncos	65
DaQuan Jones (DT)	Carolina Panthers	65
6. Harold Landry III (OLB)	Tennessee Titans	52

FRANCHISE INTERCEPTION LEADERS

Titans safety **Kevin Byard** is tied with **Willie Alexander** and **Samari Rolle** for 11th place on the franchise's all-time interceptions list. He is in sixth place among all Titans/Oilers safeties.

Most career interceptions in franchise history:

Player (Position)	Years	Int	Yds	Avg	Lg	TD
1. Jim Norton (S)	1960-68	45	592	13.2	56	1
2. Cris Dishman (CB)	1988-96	31	348	11.2	43	1
3. Fred Glick (S)	1961-66	30	390	13.0	45	1
4. Tony Banfield (CB)	1960-65	27	224	8.3	58	0
W.K. Hicks (CB)	1964-69	27	457	16.9	62	0
Darryll Lewis (CB)	1991-98	27	540	20.0	98t	5
7. Mike Reinfeldt (S)	1976-83	26	375	14.4	39	0
8. Michael Griffin (S)	2007-15	25	328	13.1	83t	1
Ken Houston (S)	1967-72	25	650	26.0	78	9
10. Zeke Moore (CB)	1967-77	24	444	18.5	74	2
11. Kevin Byard (S)	2016-21	23	276	12.0	33	1
Willie Alexander (CB)	1971-79	23	379	16.5	95t	1
Samari Rolle (CB)	1998-04	23	349	15.2	81t	1
14. Marcus Robertson (S)	1991-00	22	428	19.5	69	0
15. Gregg Bingham (LB)	1973-84	21	279	13.3	54	0

INTERCEPTIONS IN FIRST SIX SEASONS

Titans safety **Kevin Byard** totaled 23 interceptions from the time he entered the NFL in 2016 as a third-round draft pick through 2021. Since the 1970 NFL-AFL merger, his total tied for first among all franchise players in their first six seasons.

Most interceptions in a Titans/Oilers player's first six seasons, 1970-2021:

Player (Position)	First Four Seasons	Interceptions
1. Kevin Byard (S)	2016-2021	23
Mike Reinfeldt (S)	1976-1981	23
Cris Dishman (CB)	1988-1993	23
4. Samari Rolle (CB)	1998-2003	22
5. Michael Griffin (S)	2007-2012	21

Among all active NFL players in 2021, only four had more interceptions than Byard in their first six NFL seasons. No other safety had more than Byard's 23 interceptions in the first six seasons of his career.

Active NFL players with the most interceptions their first six NFL seasons (through 2021):

Player (Position)	First Six Seasons	Interceptions
1. Marcus Peters (CB)	2015-2020	31
2. Richard Sherman (CB)	2011-2016	30
3. Xavien Howard (CB)	2016-2021	27
4. J.C. Jackson (CB)	2018-2021	25
5. Kevin Byard (S)	2016-2021	23

2019 NFL INTERCEPTION LEADERS

Titans safety **Kevin Byard** tied for fourth place in the NFL with five interceptions in 2019.

Most interceptions in 2019:

Player	Interceptions
1. Stephon Gilmore	6
Anthony Harris	6
Tre'Davious White	6
4. Kevin Byard	5
J.C. Jackson	5
Devin McCourty	5
Janoris Jenkins	5
Marcus Peters	5
Minkah Fitzpatrick	5
Darius Leonard	5
Kevin King	5
Joe Haden	5

SEASON INTERCEPTIONS, TEAM HISTORY

Kevin Byard recorded a team-high eight interceptions in 2017. His total tied for seventh in franchise history and was the highest by any franchise player since Oilers cornerback **Rishard Johnson** picked off eight passes in 1990.

Most interceptions in a season, franchise history:

Player	Season	Position	Interceptions
1. Mike Reinfeldt	1979	S	12
Fred Glick	1963	S	12
3. Miller Farr	1967	CB	10
4. Ken Houston	1971	S	9
W.K. Hicks	1965	CB	9
Jim Norton	1961	S	9
7. Kevin Byard	2017	S	8
Richard Johnson	1990	CB	8
Pete Jaquess	1964	CB	8
Jim Norton	1962	S	8
Tony Banfield	1961	CB	8

2017 NFL LEADERS

Titans safety **Kevin Byard** tied for the NFL lead with eight interceptions in 2017, his second NFL season. He shared the top of the leaderboard with Detroit Lions cornerback **Darius Slay**.

Most interceptions in 2017:

Player	Team	Position	Interceptions
1. Kevin Byard	Tennessee	S	8
Darius Slay	Detroit	CB	8
3. Eric Weddle	Baltimore	S	6
A.J. Bouye	Jacksonville	CB	6
5. (five tied)			5

Additionally, Byard recorded two fumble recoveries on defense. His 10 total defensive takeaways were the most in the NFL.

Slay ranked second with nine takeaways, while Kansas City cornerback **Marcus Peters** tied Baltimore safety **Eric Weddle** for third place with seven takeaways.

Most total defensive takeaways in 2017:

Player	Team	Interceptions	Def. Fumble Recoveries	Total Takeaways
1. Kevin Byard	Ten	8	2	10
2. Darius Slay	Det	8	1	9
3. Marcus Peters	KC	5	2	7
Eric Weddle	Bal	6	1	7
5. (four tied)				6

INTERCEPTIONS IN A GAME, TEAM HISTORY

With three interceptions at Cleveland on Oct. 22, 2017, safety **Kevin Byard** tied a franchise record and became the ninth player in franchise history to record three interceptions in a regular season game.

Byard became the first NFL player in 2017 to record three interceptions in a game and the first NFL player to do so since Philadelphia Eagles safety **Kurt Coleman** at Washington on Oct. 16, 2011. He was the first Titans player to record three interceptions in a game since linebacker **Keith Bulluck** accomplished the feat at New Orleans on Monday night, Sept. 24, 2007.

Most interceptions in a game, franchise history:

Player (Pos)	Date	Opp	Int	Yds	Avg	TD
1. Kevin Byard (S)	10/22/17	Cle	3	60	20.0	0
Keith Bulluck (LB)	9/24/07	NO	3	51	17.0	0
Samari Rolle (CB)	12/26/99	Jac	3	66	22.0	0
Marcus Robertson (S)	11/21/93	Cle	3	69	23.0	0
Willie Alexander (CB)	11/14/71	Oak	3	40	13.3	0
Ken Houston (S)	10/24/71	Pit	3	28	9.3	0
Miller Farr (CB)	10/15/67	NYJ	3	128	42.7	1
W.K. Hicks (CB)	10/31/65	Buf	3	50	16.7	0
Jim Norton (S)	12/2/62	Den	3	22	7.3	0

PLAYERS WITH INTERCEPTION & TD PASS

In a victory over the Houston Texans on Sept. 16, 2018, **Kevin Byard** completed a 66-yard touchdown pass to defensive back **Dane Cruikshank**.

Byard became the first defensive player in franchise history to record a touchdown pass. Additionally, Byard's touchdown pass was the longest by a defensive player in the Super Bowl era. The previous long was held by Los Angeles Rams defensive back **Ed Meador**, who had an 18-yard touchdown pass at Atlanta on Nov. 19, 1967.

Byard, who tied for the NFL lead in 2017 with eight interceptions, also became only the fifth player in the Super Bowl era to throw at least one touchdown pass and record at least one career interception.

NFL players in the Super Bowl era with at least one career interception and one career touchdown pass (1966 through 2018):

Player	NFL Seasons	Career Pass TDs	Career Interceptions
Kevin Byard	2016–2018	1	12
Randy Moss	1998–2012	2	1
Tom Myers	1972–1981	1	36
Eddie Meador	1966*–1970	1	26
Paul Krause	1966*–1979	1	63

* Meador played from 1959–1970; Krause played from 1964–1979

#37 • S AMANI HOOKER

5-11, 210, 4th Year, Iowa

[Click for complete bio](#)



Safety **Amani Hooker** is in his fourth NFL season in 2022. He was selected by the Titans in the fourth round (116th overall) of the 2019 NFL Draft.

Hooker appeared in 12 games in 2021 with a career-high 12 starts. He totaled a career-best 62 tackles, one tackle for loss, one interception, four passes defended and one forced fumble. He added seven tackles and an interception in the team's divisional playoff contest.

In 2020, Hooker played 16 games with three starts. He tied **Malcolm Butler** for the team lead with four interceptions and ranked fourth on the team with seven special teams tackles. Additionally, he totaled one tackle for loss and eight passes defended.

As a rookie in 2019, Hooker played as a reserve safety in all 16 games and collected 13 tackles while ranking third on the team with eight special teams tackles.

During a three-year career at Iowa, Hooker played in 36 games with 19 starts and totaled 125 tackles, six interceptions, a sack, 3.5 tackles for loss and nine passes defended. He declared for the NFL Draft following his junior campaign.

Hooker is a native of Minneapolis, Minn.

Hooker's 2022 Preseason Statistics:

Year	GP	GS	Tackle	Sack	QBP	TFL	Int	PD	FF	FR
2022	0	0	0	0.0	0	0	0	0	0	0

Hooker's Career Regular Season Statistics:

Year	GP	GS	Tackle	Sack	QBP	TFL	Int	PD	FF	FR
2019	16	0	13	0.0	0	0	0	0	0	0
2020	16	3	44	0.0	0	1	4	8	0	0
2021	12	12	62	0.0	0	1	1	4	1	0
2022	0	0	0	0.0	0	0	0	0	0	0
Totals	44	15	119	0.0	0	2	5	12	1	0

Hooker's Career Postseason Statistics:

Year	GP	GS	Tackle	Sack	QBP	TFL	Int	PD	FF	FR
2019	3	0	3	0.0	0	0	0	0	0	0
2020	1	0	0	0.0	0	0	0	0	0	0
2021	1	1	7	0.0	0	0	1	2	0	0
Totals	5	1	10	0.0	0	0	1	2	0	0

Hooker's Regular Season Single-Game Highs:

Tackles - 12 at L.A. Rams (11/7/21)
Interceptions - 1 (Five times, last vs. San Francisco, 12/23/21)
Passes Defended - 2 (Twice, last at Baltimore, 11/22/20)

Hooker's Playoff Single-Game Highs:

Tackles - 7 vs. Cincinnati (1/22/22)
Interceptions - 1 vs. Cincinnati (1/22/22)
Passes Defended - 2 vs. Cincinnati (1/22/22)





TITANS SPECIALISTS

PUNTERS

No.	Name	Ht	Wt	Exp	College
6	Kern, Brett	6-2	214	15	Toledo
4	Stonehouse, Ryan	5-10	193	R	Colorado State

KICKERS

No.	Name	Ht	Wt	Exp	College
14	Bullock, Randy	5-9	210	11	Texas A&M
11	Shudak, Caleb *	5-7	177	R	Iowa

LONG SNAPPERS

No.	Name	Ht	Wt	Exp	College
46	Cox, Morgan	6-4	233	12	Tennessee

* Physically Unable to Perform (PUP)

A native of Collierville, Tenn., Cox played 38 games in three seasons (2007-09) as the primary long snapper at the University of Tennessee.

Cox's 2022 Preseason Statistics:

Year	Team	GP	GS	SpT Tackles
2022	Ten	1	0	0

Cox's Career Regular Season Statistics:

Year	Team	GP	GS	SpT Tackles
2010	Bal	15	0	1
2011	Bal	16	0	0
2012	Bal	16	0	2
2013	Bal	16	0	2
2014	Bal	7	0	0
2015	Bal	16	0	0
2016	Bal	16	0	2
2017	Bal	16	0	1
2018	Bal	16	0	1
2019	Bal	16	0	0
2020	Bal	15	0	2
2021	Ten	17	0	1
2022	Ten	0	0	0
NFL Totals		182	0	12

Cox's Career Postseason Statistics:

Year	Team	GP	GS	SpT Tackles
2011	Bal	2	0	0
2012	Bal	4	0	0
2018	Bal	1	0	0
2019	Bal	1	0	0
2020	Bal	2	0	0
2021	Ten	1	0	0
Playoff Totals		11	0	0

#46 • LS MORGAN COX

6-4, 233, 13th Year, Tennessee

[Click for complete bio](#)

Long snapper **Morgan Cox** is in his 13th NFL season and his second campaign with the Titans in 2022. He was signed by the Titans as an unrestricted free agent on March 19, 2021.

In 2021, Cox handled all of the team's long snapping duties in all 17 regular season games and one postseason game. He helped kicker **Randy Bullock** finish ninth in franchise history with 120 points in a single season, including three game-winning field goals (Sept. 19 at Seattle, Oct. 31 at Indianapolis and Dec. 23 against San Francisco). He also snapped for punter **Brett Kern**, who had the league's third-best ratio of punts inside the 20 to touchbacks (18:1).

In his first 11 seasons, Cox appeared in 165 regular season games for the Baltimore Ravens, serving as the team's primary long snapper after entering the NFL as an undrafted free agent in 2010. He was selected to four Pro Bowls and was a part of five playoff teams in Baltimore, totaling 10 postseason games played.

In 2020, he earned his fourth career Pro Bowl selection. He helped kicker Justin Tucker record his fifth consecutive season with at least 130 points, tying the NFL record of consecutive seasons with 130-plus points. Tucker connected on 26 of 29 field goals (89.7 percent) and was 52 of 53 on extra points (98.1 percent). Cox also snapped on all 51 of Sam Koch's 51 punts, as Koch was the NFL's only punter to place at least 20 punts (22) inside in the 20-yard line and have no more than one touchback.



#14 • K RANDY BULLOCK

5-9, 210, 11th Year, Texas A&M

[Click for complete bio](#)

Kicker **Randy Bullock** is in his 11th NFL season and his second campaign with the Titans in 2022. He was added to the practice squad on Sept. 11, 2021 and promoted to the 53-man roster four days later.

Bullock appeared in 16 games during the 2021 regular season. He made 26 field goals on 31 attempts (83.9 percent) and added 42 extra points on 45 attempts (93.3 percent). His 120 points ranked ninth in franchise history and were the most by a Titans player since **Ryan Succop** scored 136 points in 2017. He totaled a career-high three game-winning field goals: Sept. 19 at Seattle, Oct. 31 at Indianapolis and Dec. 23 against San Francisco. Bullock's 42 extra points tied for seventh in franchise annals. Additionally, he made one field goal and one extra point in the team's divisional playoff contest.

Prior to joining the Titans, Bullock appeared in 107 games over nine seasons with the Houston Texans (2012-15), New York Jets (2015), New York Giants (2016), Pittsburgh Steelers (2016) and Cincinnati Bengals (2016-20). He also had a stint with the Detroit Lions during the 2021 offseason.

Through his first nine seasons, he connected on 168 of 202 field goal attempts (83.2 percent) and 215 of 225 extra points (95.6 percent).

In 2020, he played in 12 games for the Bengals and made 21 of 26 field goal attempts and 24 of 25 extra point attempts.

In 2017, he registered a career-best rate of 90 percent on field goals (18 of 20) and also was 31 of 33 on extra point chances.

In four seasons at Texas A&M (2008-11), he set school records for total points (365), field goals (63) and extra points (176). As a senior in 2011, he was named first-team All-American and won the Lou Groza Award for college football's best placekicker.



Bullock's 2022 Preseason Statistics:


Year	Team	GP	FGM	FGA	Pct	Lg	XPM	XPA	Pts
2022	Ten	1	1	1	100.0	33	1	1	4



#6 • P BRETT KERN

6-2, 214, 15th Year, Toledo

[Click for complete bio](#)



Punter **Brett Kern** is in his 15th NFL season and his 13th full campaign with the Titans in 2021. The three-time Pro Bowl selection was claimed off waivers by the Titans during the 2009 season.

During his time in Tennessee, Kern has placed his name at the top of virtually every career record list for his position. At the end of the 2021 campaign, he held franchise career benchmarks for punts (923), average (45.9), net average (40.8) and punts inside the 20 (373). He also established franchise records for single-season punting average (49.7 in 2017) and single-season net average (44.6 in 2017). Kern owns the top nine net punting seasons in franchise history and six of the team's top eight gross punting seasons.

With 197 career games with the Titans through 2021, Kern ranked third in franchise history behind **Bruce Matthews** (296) and **Elvin Bethea** (210). Kern's total was the most for any player during the franchise's "Titans era" (since 1999).

Kern's 2021 statistics in 14 games included 47 total punts for a 44.8-yard gross average and a 40.4-yard net average with 18 punts placed inside the 20. He had the league's third-best ratio of punts inside the 20 to touchbacks (18:1). Additionally, his four punts placed inside the five-yard line gave him a rate of 8.5 percent, which ranked third in the NFL and set a career high.

In 2020, Kern appeared in 13 games, missing three contests on injured reserve. He punted 37 times for a 45.8 gross average and a 41.5-yard net average with 22 punts placed inside the 20. Since the 1991 season, Kern's 59.5 percent of punts placed inside the 20 in 2020 was the best of any player with at least 30 punts in a season. During the campaign he passed **Craig Hentrich** (861 punts) as the organization's all-time leading punter.

When Kern was placed on injured reserve during the 2020 season, it ended his consecutive games played streak ended at 199 games, including his career with the Titans and Denver Broncos. At the time, he owned the fourth-longest active consecutive games played streak in the NFL. His streak with the Titans ended at 177 consecutive games played, finishing as the second-longest streak in franchise history behind **Bruce Matthews'** 232 consecutive games from 1987 to 2001.

In 2019, Kern was named to the Pro Bowl for the third consecutive season, and he earned first-team Associated Press All-Pro honors for the first time in his career. His 37 punts inside the 20 led the NFL, and his 43.1-yard net average ranked second in team history.

In 2018, his 47.1-yard gross average ranked fifth in team history, and his 41.7-yard net average ranked second in team annals. He set a franchise record and recorded a career high with 39 of his 74 punts inside the 20-yard line. He finished the season with a career-long streak of 16 consecutive punts placed inside the 20, including every punt in the final three games of the season.

In 2017, Kern had arguably one of the best seasons by a punter in NFL history and was named to his first career Pro Bowl in addition to earning second-team Associated Press All-Pro honors. He punted 75 times for 3,728 yards with 28 punts placed inside the 20-yard line. His 44.6-yard net average broke his own team record and finished second in NFL history behind only **Johnny Hekker's** 46.0-yard net average in 2016. Kern's 49.7-yard gross average also broke his team mark and finished eighth in NFL history.

In 2015, Kern continued his annual assault on the team's all-time punting records and accomplished a first-of-its-kind NFL feat, becoming the first punter in league history to record 80 or more punts, a net average of 40 yards, and one or zero touchbacks in a single season. His season totals included 88 punts (tied for fifth place in franchise history), a 47.4-yard gross average (second in franchise history), a 40.3 net average (third in franchise history), a career-high 34 punts inside the 20 (third in franchise history) and only one touchback (career low).

In 2014, Kern launched a career-high 88 total punts for a gross average of 46.8 yards and a net average of 40.8 yards, which broke his own single-season team record (40.4-yard net average in 2012).

Kern produced one of the best punting seasons in team history in 2012. He set then-franchise records with a gross punting average of 47.6 yards and a net punting average of 40.4 yards (later broke both marks).

Kern was claimed by the Titans off waivers from the Denver Broncos on Oct. 27, 2009. He spent the entire 2008 season and the first six games of 2009 campaign in Denver, totaling 73 punts and a 46.5-yard average in 22 games with the Broncos.

In 2008, Kern ranked fifth in the league with a 46.7-yard punting

Bullock's Career Regular Season Statistics:

Year	Team	GP	FGM	FGA	Pct	Lg	XPM	XPA	Pts
2013	Hou	16	26	35	74.3	51	26	26	104
2014	Hou	16	30	35	85.7	55	40	40	130
2015	Hou/NYJ	11	19	23	82.6	49	22	25	79
2016	NYG/Pit/Cin	5	8	9	88.9	44	9	10	33
2017	Cin	15	18	20	90.0	51	31	33	85
2018	Cin	16	19	23	82.6	51	39	41	96
2019	Cin	16	27	31	87.1	57	24	25	105
2020	Cin	12	21	26	80.8	55	24	25	87
2021	Ten	16	26	31	83.9	51	42	45	120
2022	Ten	0	0	0	-	-	0	0	0
NFL Totals		123	194	233	83.3	57	257	270	839

Bullock's Career Postseason Statistics:

Year	Team	GP	FGM	FGA	Pct	Lg	XPM	XPA	Pts
2021	Ten	1	1	1	100.0	34	1	1	4

Bullock's Regular Season Single-Game Highs:

- Field Goals Made** - 6 vs. Baltimore (12/21/14)
- Field Goal Attempts** - 6 vs. Baltimore (12/21/14)
- Longest Field Goal** - 57 at Miami (12/22/19)
- PATs Made** - 6 vs. Tennessee (11/30/14)
- PATs Attempted** - 6 vs. Tennessee (11/30/14)
- Points** - 19 vs. Baltimore (12/21/14)

Bullock's Playoff Single-Game Highs:

- Field Goals Made** - 1 vs. Cincinnati (1/22/22)
- Field Goal Attempts** - 1 vs. Cincinnati (1/22/22)
- Longest Field Goal** - 34 vs. Cincinnati (1/22/22)
- PATs Made** - 1 vs. Cincinnati (1/22/22)
- PATs Attempted** - 1 vs. Cincinnati (1/22/22)
- Points** - 4 vs. Cincinnati (1/22/22)

FRANCHISE SINGLE-SEASON SCORING

During his first season with the Titans, kicker **Randy Bullock** made 26 field goals on 31 attempts and added 42 extra points on 45 attempts. Bullock's total of 120 points ranked ninth in franchise history and was the highest number by a Titans player since **Ryan Succop's** franchise-record-tying 136 points in 2017.

Most points in a season, franchise history:

Player	Season	TD	XPM	FGM	2PT	Points
1. Ryan Succop	2017	0	31	35	0	136
Al Del Greco	1998	0	28	36	0	136
3. Rob Bironas	2007	0	28	35	0	133
4. Al Del Greco	1996	0	35	32	0	131
5. Rob Bironas	2008	0	40	29	0	127
6. Al Del Greco	1993	0	39	29	0	126
7. Gary Anderson	2003	0	42	27	0	123
8. Rob Bironas	2011	0	34	29	0	121
9. Randy Bullock	2021	0	42	26	0	120
10. Rob Bironas	2009	0	37	27	0	118
Al Del Greco	2000	0	37	27	0	118

GAME PREVIEW

TEAM NOTES

PLAYER NOTES

MEDIA

STATISTICS

ROSTERS



average that marked the third-best season total by a Bronco in club history. At the time, his punting average was the best in NFL history by a rookie. He was named to the All-Rookie team by Pro Football Weekly/PFWA and The *Sporting News*.

The Grand Island, N.Y., native was originally signed by the Broncos as a rookie free agent on April 28, 2008, following four seasons at the University of Toledo.

Kern's 2022 Preseason Statistics:

Year	Team	GP	No	Blk	Yds	Avg	Lg	TB	In20	Net
2022	Ten	1	3	0	162	54.0	58	0	2	45.0

Kern's Career Regular Season Statistics:

Year	Team	GP	No	Blk	Yds	Avg	Lg	TB	In20	Net
2008	Den	16	46	0	2,150	46.7	64	4	13	37.8
2009	Den/Ten	16	64	0	2,910	45.5	67	10	27	38.5
2010	Ten	16	77	0	3,302	42.9	68	4	24	39.1
2011	Ten	16	86	0	3,747	43.6	64	7	31	39.4
2012	Ten	16	81	2	3,855	47.6	71	5	30	40.4
2013	Ten	16	78	1	3,386	43.4	63	2	32	39.7
2014	Ten	16	88	1	4,118	46.8	79	7	28	40.8
2015	Ten	16	88	0	4,175	47.4	61	1	34	40.3
2016	Ten	16	77	0	3,402	44.2	71	4	32	38.6
2017	Ten	16	75	0	3,728	49.7	74	5	28	44.6
2018	Ten	16	74	1	3,483	47.1	62	3	39	41.7
2019	Ten	16	78	0	3,672	47.1	70	2	37	43.1
2020	Ten	13	37	0	1,695	45.8	66	3	22	41.5
2021	Ten	14	47	0	2,105	44.8	59	1	18	40.4
2022	Ten	0	0	0	0	-	-	0	0	-
Totals		219	996	5	45,728	45.9	79	58	395	40.5

Kern's Career Postseason Statistics:

Year	Team	GP	No	Blk	Yds	Avg	Lg	TB	In20	Net
2017	Ten	2	10	0	447	44.7	62	0	4	41.2
2019	Ten	3	15	0	729	48.6	63	4	6	41.3
2020	Ten	1	5	0	228	45.6	53	0	4	45.6
2021	Ten	1	4	0	166	41.5	50	0	3	41.5
Totals		7	34	0	1,570	46.2	63	4	17	41.9

Kern's Regular Season Single-Game Highs:

- Punts** - 10 (Twice, last at Miami, 10/8/17)
- Gross Avg.** - 60.5 vs. Pittsburgh (10/25/20)
- Net Avg.** - 50.2 at Miami (10/8/17)
- Long Punt** - 79 vs. Indianapolis (12/28/14)
- In20** - 8 at Denver (10/14/19)

Kern's Playoff Single-Game Highs:

- Punts** - 6 (Twice, last at Baltimore, 1/11/20)
- Gross Avg.** - 52.5 at Baltimore (1/11/20)
- Net Avg.** - 45.6 (five punts) vs. Baltimore (1/10/21)
- Long Punt** - 63 at Baltimore (1/11/20)
- In20** - 4 (Twice, last vs. Baltimore, 1/10/21)

MOST GAMES PLAYED, TEAM HISTORY

On Dec. 23, 2021, Titans punter **Brett Kern** passed **Brad Hopkins** (194) for third place in franchise history in career games. He now trails only **Bruce Matthews** (296) and **Elvin Bethea** (210). Kern was acquired by the Titans off waivers from Denver during the 2009 season.

Most games played, franchise history (regular season):

Player	Position	Years	Games
1. Bruce Matthews	OL	1983–2001	296
2. Elvin Bethea	DE	1968–1983	210
3. Brett Kern	P	2009–2021	197
4. Brad Hopkins	T	1993–2005	194
5. Craig Hentrich	P	1998–2009	177
6. Gregg Bingham	LB	1973–1984	173
7. Ray Childress	DL	1985–1995	160
8. Mike Munchak	G	1982–1993	159
9. Keith Bulluck	LB	2000–2009	157
10. Benji Olson	G	1998–2007	152

FRANCHISE CAREER PUNTING LEADERS

On Nov. 30, 2020, **Brett Kern** passed **Craig Hentrich** (861 punts with the Titans) for first place on the franchise's all-time punting list. Kern also is the all-time career leader in Titans/Oilers history in both gross punting average and net punting average.

Most career punts, franchise history:

Player	Years	Punts
1. Brett Kern	2009-2021	923
2. Craig Hentrich	1998-2009	861
3. Jim Norton	1960-1968	522

Highest career gross punting average, franchise history (minimum 250 punts):

Player	Years	Gross Avg.
1. Brett Kern	2009-2021	45.9
2. Greg Montgomery	1988-1993	43.6
3. Craig Hentrich	1998-2009	42.9
4. Jim Norton	1960-1968	42.1
5. Cliff Parsley	1977-1982	39.8
6. Dan Pastorini	1971-1979	39.7

Highest career net punting average, franchise history (since 1976, minimum 250 punts):

Player	Years	Net Avg.
1. Brett Kern	2009-2021	40.8
2. Craig Hentrich	1998-2009	37.2
3. Greg Montgomery	1988-1993	36.6
4. Cliff Parsley	1977-1982	32.3

PCT. INSIDE THE 20 IN A SEASON SINCE 1991

Over a 30-season span from 1991 through 2020, no player with at least 30 punts in a season put a higher percentage of their punts inside the 20 than Titans punter **Brett Kern** in 2020. Twenty-two of Kern's 37 punts were placed inside the 20 for a rate of 59.5 percent.

Highest percentage of punts in a season placed inside the 20 from 1991 to 2021 (minimum 30 punts):

Player	Team	Season	Total Punts	Inside the 20	Pct. Inside the 20
1. Brett Kern	Tennessee	2020	37	22	59.5
2. Jake Bailey	New England	2020	55	31	56.4
3. Dustin Colquitt	Kansas City	2012	83	45	54.2
4. Andy Lee	San Francisco	2012	67	36	53.7
5. Mike Scifres	San Diego	2013	56	30	53.6
6. Bryan Anger	Houston	2019	45	24	53.3
7. Bryan Anger	Tampa Bay	2016	70	37	52.9
8. Mat McBriar	Dallas	2009	72	38	52.8
9. Brett Kern	Tennessee	2018	74	39	52.7
10. Sam Koch	Baltimore	2019	40	21	52.5

2019 NFL PUNTING LEADERS

Titans punter **Brett Kern** ranks near the top of the NFL in gross punting average and net punting average in 2019.

He also is at the top of the NFL in total punts placed inside the 20.

Highest gross punting average in 2019:

Player	Team	Gross Average
1. Tress Way	Washington Redskins	49.6
2. Andy Lee	Arizona Cardinals	47.8
3. Johnny Hekker	Los Angeles Rams	47.4
4. Brett Kern	Tennessee Titans	47.1
5. Ty Long	Los Angeles Chargers	47.0
6. Logan Cooke	Jacksonville Jaguars	46.8
7. Bryan Anger	Houston Texans	46.5
8. Cameron Johnston	Philadelphia Eagles	46.4
9. Jamie Gillan	Cleveland Browns	46.2
Thomas Morstead	New Orleans Saints	46.2

Highest net punting average in 2019:

Player	Team	Net Average
1. Logan Cooke	Jacksonville Jaguars	44.5
Bryan Anger	Houston Texans	44.5
3. Tress Way	Washington Redskins	44.1
4. Brett Kern	Tennessee Titans	43.1
Thomas Morstead	New Orleans Saints	43.1
6. Britton Colquitt	Minnesota Vikings	42.6
7. Johnny Hekker	Los Angeles Rams	42.4
8. Cameron Johnston	Philadelphia Eagles	42.3
Riley Dixon	New York Giants	42.3
10. Kevin Huber	Cincinnati Bengals	42.1

Most punts placed inside the 20 in 2019:

Player	Team	Inside the 20
1. Brett Kern	Tennessee Titans	37
2. Jake Bailey	New England Patriots	36
3. Michael Dickson	Seattle Seahawks	34
Corey Bojorquez	Buffalo Bills	34
5. A.J. Cole	Oakland Raiders	33
6. Sam Martin	Detroit Lions	31
7. Kevin Huber	Cincinnati Bengals	30
Tress Way	Washington Redskins	30
9. Colby Wadman	Denver Broncos	29
Thomas Morstead	New Orleans Saints	29
J.K. Scott	Green Bay Packers	29
Riley Dixon	New York Giants	29

PERCENT INSIDE THE 20 IN 2018

Titans punter **Brett Kern** set a franchise record with 39 punts placed inside the opponent's 20-yard line in 2018. He ranked second in the NFL in the category, but he led the NFL for the highest percentage of his punts placed inside the 20 at 52.7 percent (39 of 74).

Kern finished the season with a career-long streak of 16 consecutive punts placed inside the 20, including every punt in the final three games of the season.

His 52.7 percent of punts placed inside the 20 was the highest percentage for the franchise from 1991–2018.

Highest percentage of punts placed inside the 20 in 2018:

Player	Team	Punt	In20	Pct In20
1. Brett Kern	Tennessee	74	39	52.7
2. Tress Way	Washington	79	41	51.9
3. Corey Bojorquez	Buffalo	45	22	48.9
4. Johnny Hekker	L.A. Rams	43	21	48.8
5. Trevor Daniel	Houston	74	36	48.6
6. Dustin Colquitt	Kansas City	45	21	46.7
7. Pat O'Donnell	Chicago	62	28	45.2
8. Sam Koch	Baltimore	60	27	45.0
9. Jordan Berry	Pittsburgh	63	28	44.4
10. Sam Martin	Detroit	74	32	43.2

NET AVERAGE IN A SEASON, TEAM HISTORY

Titans punter **Brett Kern** owns the top nine net punting seasons in franchise history and 10 of the team's top 12 net punting seasons.

In 2017, he shattered his own franchise record (40.76 net average in 2014) by averaging 44.56 net yards on 75 punts.

He initially set the club mark for the first time in 2011 with a 39.37-yard net average, eclipsing **Craig Hentrich's** 1998 net average of 39.22 yards.

Highest single-season net punting average, franchise history:

Player	Year	Net Average
1. Brett Kern	2017	44.56
2. Brett Kern	2019	43.12
3. Brett Kern	2018	41.69
4. Brett Kern	2014	40.76
5. Brett Kern	2021	40.43
6. Brett Kern	2012	40.36
7. Brett Kern	2015	40.34
8. Brett Kern	2013	39.70
9. Brett Kern	2011	39.37
10. Craig Hentrich	1998	39.22
11. Greg Montgomery	1993	39.13
12. Brett Kern	2010	39.06

SINGLE-SEASON NET AVG, NFL HISTORY

Brett Kern led the NFL with a 44.6-yard net punting average in 2017. His average ranked second in NFL history. The only better single-season net punting average in NFL history was Rams punter **Johnny Hekker's** 46.0-yard net average in 2016.

Highest single-season net punting average, NFL history (through 2018):

Player	Year	Team	Net Average
1. Johnny Hekker	2016	LAR	46.0
2. Brett Kern	2017	Ten	44.6
3. Johnny Hekker	2017	LAR	44.3
4. Johnny Hekker	2013	StL	44.2
Sam Martin	2016	Det	44.2
6. Andy Lee	2011	SF	44.0
7. Shane Lechler	2009	Oak	43.9
8. Johnny Hekker	2015	StL	43.7
9. Sam Koch	2014	Bal	43.3
10. (two tied)			43.2

SINGLE-SEASON GROSS AVG, TEAM HISTORY

Brett Kern's 2017 gross punting average (49.71) broke his own franchise record. He initially set the franchise mark in 2012 by surpassing **Craig Hentrich's** 47.22-yard gross average from 1998.

Highest single-season gross punting average, franchise history:

Player	Year	Gross Average
1. Brett Kern	2017	49.71
2. Brett Kern	2012	47.59
3. Brett Kern	2015	47.44
4. Craig Hentrich	1998	47.22
5. Brett Kern	2019	47.08
6. Brett Kern	2018	47.07
7. Greg Montgomery	1992	46.92
8. Brett Kern	2014	46.80
9. Greg Montgomery	1993	45.59
10. Brett Kern	2021	44.79



SINGLE-GAME NET AVERAGE, TEAM HISTORY

On Oct. 8, 2017 at Miami, **Brett Kern** punted 10 times for 549 yards with no blocks and no touchbacks, averaging 54.9 yards per attempt. The Dolphins returned seven of the punts for 47 total yards. Kern's net punting average of 50.2 set a career high and set the franchise's single-game record, topping **Greg Montgomery's** previous mark of a 49.8-yard net average against the San Diego Chargers on Sept. 19, 1993 (statistic tracked since 1976).

In doing so, Kern became the first NFL player to punt at least 10 times and finish a game with a net punting average of at least 50 yards.

Kern has recorded nine of the franchise's top 12 net punting performances.

Highest single-game net punting average, since 1976 (min. 4 punts):

Player	Date	Opp	Punt	Gross Avg	TB	In20	Net Avg
1. Brett Kern	10/8/17	Mia	10	54.9	0	4	50.2
2. Brett Kern	11/10/19	KC	4	51.0	0	2	49.8
3. Greg Montgomery	9/19/93	SD	5	57.6	1	0	49.8
4. Greg Montgomery	12/27/92	Buf	5	59.2	1	2	49.4
5. Brett Kern	10/6/19	Buf	6	49.7	0	1	49.3
6. Brett Kern	11/25/12	Jax	4	50.3	0	1	49.0
7. Brett Kern	11/9/14	Bal	8	51.8	0	0	48.8
8. Brett Kern	10/26/14	Hou	6	51.7	0	2	48.7
9. Brett Kern	9/16/12	SD	7	51.6	1	3	48.6
10. Craig Hentrich	11/4/01	Jac	4	57.5	0	2	48.5
11. Brett Kern	10/1/17	Hou	5	49.2	0	1	48.4
12. Brett Kern	9/24/17	Sea	6	56.8	1	2	48.2

MOST CONSECUTIVE GAMES, TEAM HISTORY

Punter **Brett Kern** played in 177 consecutive games for the Titans before the streak came to an end against the Chicago Bears on Nov. 8, 2020. His streak ranks second in franchise history, behind only Hall of Fame offensive lineman **Bruce Matthews** (232).

Most consecutive games played in franchise history (regular season):

Player	Position	Years	Consec. Games
1. Bruce Matthews	OL	1987–2001	232
2. Brett Kern	P	2009–2020	177
3. Robert Brazile	LB	1975–1984	147
4. Craig Hentrich	P	1998–2007	146
5. Rob Bironas	K	2005–2013	144
6. Beau Brinkley	LS	2012–2020	135
Keith Bulluck	LB	2000–2009	135
Elvin Bethea	DE	1968–1977	135
9. Gregg Bingham	LB	1973–1981	134
10. Eddie George	RB	1996–2003	128

SINGLE-SEASON GROSS AVG, NFL HISTORY

Titans punter **Brett Kern** led the NFL with a 49.7-yard gross punting average in 2017. His average ranked eighth in NFL history and was the highest of any player since 2012.

Highest single-season gross punting average, NFL history (through 2018):

Player	Year	Team	Gross Average
1. Sammy Baugh	1940	Was	51.4
2. Shane Lechler	2009	Oak	51.1
3. Andy Lee	2011	SF	50.9
4. Shane Lechler	2011	Oak	50.8
5. Brandon Fields	2012	Mia	50.2
6. Thomas Morstead	2012	NO	50.1
7. Donnie Jones	2008	StL	50.0
8. Brett Kern	2017	Ten	49.7
9. Pat McAfee	2016	Ind	49.3
10. Shane Lechler	2007	Oak	49.1

SINGLE-GAME GROSS AVERAGE, TEAM HISTORY

On Oct. 25, 2020 against Pittsburgh, **Brett Kern** set a new franchise record and a career high with a gross punting average of 60.5 yards (minimum requirement of four punts).

Kern has recorded seven of the franchise's top 11 single-game gross punting averages (minimum four punts).

Highest single-game gross punting average, since 1976 (min. 4 punts):

Player	Date	Opp	Punts	Gross Avg
1. Brett Kern	10/25/20	Pittsburgh	4	60.5
2. Greg Montgomery	12/27/92	Buffalo	5	59.2
3. Greg Montgomery	09/19/93	San Diego	5	57.6
4. Craig Hentrich	11/04/01	Jacksonville	4	57.5
5. Brett Kern	09/24/17	Seattle	6	56.8
6. Brett Kern	11/12/17	Cincinnati	6	56.5
7. Craig Hentrich	11/15/98	Pittsburgh	4	55.3
8. Brett Kern	10/08/17	Miami	10	54.9
9. Brett Kern	12/28/14	Indianapolis	7	54.7
10. Brett Kern	12/20/15	New England	5	54.4
11. Brett Kern	01/03/10	Seattle	4	53.5

2017 NFL PUNTING LEADERS

Titans punter **Brett Kern** finished in first place on the 2017 NFL leaderboard in gross punting average and net punting average.

Highest gross punting average in 2017:

Player	Team	Gross Average
1. Brett Kern	Tennessee	49.7
2. Shane Lechler	Houston	49.0
3. Drew Kaser	LA Chargers	48.1
4. Johnny Hekker	LA Rams	47.9
5. Britton Colquitt	Cleveland	47.6

Highest net punting average in 2017:

Player	Team	Net Average
1. Brett Kern	Tennessee	44.6
2. Johnny Hekker	LA Rams	44.3
3. Marquette King	Oakland	42.7
4. Rigoberto Sanchez	Indianapolis	42.6
5. Michael Palardy	Carolina	42.4

STREAMING TITANS GAMES IN PRESEASON

During the preseason only, fans in the Nashville market are able to livestream the broadcast on their mobile devices from the **Titans Mobile App** (iOS and Android), as well as on desktop computers and mobile web at TennesseeTitans.com. Restrictions apply.

Additionally, fans outside of Nashville can access live Titans preseason games with the newly-launched NFL+ subscription service, which offers access to all out-of-market preseason games across all devices, live local and primetime regular season and postseason games (phone and tablet only), live local and national audio for every game, and more.

TITANS TV PROGRAMMING



Titans All Access

Airs locally throughout the season on Nashville's FOX 17 on Friday nights at 11:05 p.m.

It also airs Saturdays in Nashville on MyTV 30 at 10:30 a.m. and on CW 58 at 3:00 p.m. Titans All Access also has affiliates in Chattanooga, Knoxville, Memphis, Jackson, Huntsville, Ala., and Paducah, Ky.



The Mike Vrabel Show

Airs throughout the season on Tuesday nights at 6:30 p.m. CT on WKRN Channel 2.

TITANS PODCASTS



The OTP: Official Titans Podcast

Hosted by Mike Keith and Amie Wells, The OTP features contributions from TennesseeTitans.com senior writer/editor Jim Wyatt, Titans Radio analyst Dave McGinnis and various Titans players and guests each week.



Titans Amie and Coach Mac Podcast

Amie Wells and Dave McGinnis talk all things football, with a perspective and roster of special guests only Coach Mac can bring following 30+ years of coaching in the NFL. New episodes every Friday.



Out of Bounds with Jaimie and Abby

Out of Bounds with Jaimie and Abby is a guest-based podcast heavy on lifestyle and light on football. The podcast is hosted by Jaimie Robinson (the wife of the Titans' General Manager, JRob) and Abby Flittner (co-founder of Nashville Guru, a popular resource for Music City). New episodes on the 1st of each month.



Titans Talk with Cason

"Hey Kids... Titans Talk with Cason" originally began in 2019 as "Sports Talk with Cason," when then 11-year old die-hard Titans fan, Cason Romero, began his own podcast, with the help of his mom, Carrie. In 2021, Cason's podcast became a member of the Official Titans Podcast Network. New episodes every Wednesday.

TITANS ON YOUTUBE

HOME VIDEOS PLAYLISTS COMMUNITY CHANNELS

Work the Technique and Fundamentals We Preach...

42 views • 22 minutes ago

The OTP | Rookie Season Ticket Members Event

72 views • 1 hour ago

Part Two | The Foundation

240 views • 1 hour ago

Translat in Pract

950 views

Mic'd Up | Tennessee Titans ▶ PLAY ALL

Robert Woods at Training Camp | Mic'd Up

Tennessee Titans
3.5K views • 13 days ago

Elijah Molden at Training Camp | Mic'd Up

Tennessee Titans
3.4K views • 2 weeks ago

Amani Hooker at Minicamp | Mic'd Up

Tennessee Titans
5.3K views • 1 month ago

Ryan Ta

Tennessee
7.4K view

TV RATINGS

2022 Titans television ratings in the Nashville market:

Date/Opp	Day/Time	Network	Rating/Share	HH (000)	Rank
Preseason					
8/11 at Bal	Thu. 6:30 p.m.	WKRN	10.0/24	112	1
2022 Preseason Average			10.0/24	112	

Previous yearly Titans television ratings in the Nashville market (regular season only):

Season	Rtg/Shr	Season	Rtg/Shr	Season	Rtg/Shr
2021	27.1/50	2013	25.0/41	2005	21.8/42
2020	25.8/47	2012	23.5/39	2004	26.5/48
2019	24.1/44	2011	27.7/46	2003	33.4/57
2018	22.7/39	2010	30.2/50	2002	26.8/49
2017	19.9/35	2009	30.9/50	2001	24.5/42
2016	22.0/38	2008	32.4/55	2000	29.1/50
2015	21.3/37	2007	28.6/49	1999	19.8/35
2014	20.7/36	2006	23.0/42		



Titans Radio

Titans Radio brings football to fans across the Mid-South in one of the NFL's largest radio networks, including Nashville flagship 104.5 The Zone. Play-by-play announcer **Mike Keith** connection with pro football across the Mid-South dates back to 1996, a year before the Oilers arrived in Tennessee, and he became the "Voice of the Titans" in 1999. Former Titans assistant coach and NFL head coach **Dave McGinnis** began serving as Titans Radio's color analyst in 2017, while Titans Radio gameday host **Rhett Bryan's** involvement with the broadcast dates back to 1997. **Amie Wells** has been reporting on the sidelines since 2018.

TITANS RADIO WEEKLY PROGRAMMING

- Monday:**
"The Mike Vrabel Show" | 6-7 p.m. | Titans Radio/104.5 The Zone
- Tuesday:**
"Mac Talk" with Dave McGinnis & Rhett Bryan | 6-7 p.m. | 104.5 The Zone
- Wednesday:**
"Titans Tonight" with Keith Bulluck | 6-7 p.m. | Titans Radio/104.5 The Zone
- Sunday (Noon Kickoff):**
"Countdown to Kickoff" | 10-11 a.m. | 104.5 The Zone
"Titans Countdown" | 11 a.m.-12 p.m. | Titans Radio/104.5 The Zone
"Titans Talkback" | 3-5 p.m. | 104.5 The Zone

TITANS RADIO AFFILIATES

Flagship	Tennessee		
Nashville WGFY FM 104.5	Waverly WQMV FM 93.5 AM 1060	Winchester WCDT AM 1340	
Tennessee	Alabama		
Camden WRJB FM 95.9	Birmingham WJOX FM 94.5	Bridgeport WJTW AM 1480	Florence WQLT FM 107.3
Chattanooga WGWOW FM 102.3	Huntsville WUMP AM 730	Huntsville WVNN AM 770	Scottsboro WWIC AM 1050
Clarksville WKFN AM 540 FM 104.1	Cleveland WCLE FM 104.1	Columbia WMCP AM 1280	Cookeville WKXD FM 106.9
Dickson WDKN AM 1260	Fayetteville WYTM FM 105.5	Franklin WAKM AM 950	Greeneville WIKQ FM 103.1
Jackson WZDQ FM 102.3	Knoxville WOKI FM 98.7	Lebanon WANT FM 98.9	Lebanon WCOR AM 1490
Lewisburg WJJM FM 94.3	Manchester WMSR FM 107.9 AM 1320	Memphis WKIM FM 98.9	Morristown WCRK FM 105.7
Nashville WGFY FM 104.5	Shelbyville WZNG FM 100.9 AM 1400	Tri-Cities WXSM AM 640	Union City WQAK FM 105.7
Tennessee	Kentucky		
Chattanooga WGWOW FM 102.3	Benton WCBL AM 1290	Bowling Green WPTQ FM 105.3	Cadiz WKDZ FM 106.5
Columbia WAIN FM 101.9	Henderson WSON AM 860	Madisonville WWKY FM 97.7	Owensboro WVJS FM 92.9
Paducah WPAD FM 99.5			

GAME PREVIEW

TEAM NOTES

PLAYER NOTES

MEDIA

STATISTICS

ROSTERS

DAILY TRAINING CAMP MEDIA SCHEDULE

The training camp media schedule is subject to change. Practices typically last 1 hour and 45 minutes, and media availability generally takes place in-person immediately following practice. All practices take place at Ascension Saint Thomas Sports Park unless otherwise listed. Times listed are central unless otherwise indicated.

Monday, Aug. 15

9:30 a.m. Practice

Tuesday, Aug. 16

No media access

Wednesday, Aug. 17

9:30 a.m. Practice with Tampa Bay Buccaneers

Thursday, Aug. 18

9:30 a.m. Practice with Tampa Bay Buccaneers

Friday, Aug. 19

No media access

Saturday, Aug. 20

6 p.m. Titans vs. Tampa Bay Buccaneers

Sunday, Aug. 21

TBA Mike Vrabel press conference

Monday, Aug. 22

1:30 p.m. Practice

Tuesday, Aug. 23

9:30 a.m. Practice

Wednesday, Aug. 24

9:30 a.m. Practice with Arizona Cardinals

Thursday, Aug. 25

9:30 a.m. Practice with Arizona Cardinals

Friday, Aug. 26

No media access

Saturday, Aug. 27

6 p.m. Titans vs. Arizona Cardinals

Sunday, Aug. 28

TBA Mike Vrabel press conference

Schedule after Aug. 28 will be announced at a later date.



MEDIA INFORMATION FOR TRAINING CAMP

CREDENTIALS: Media credentials for training camp are required for access to Ascension Saint Thomas Sports Park. All credential requests must be submitted through an online application process at a link provided by the media relations department. Email ksmith@titans.nfl.com for more information.

Separate credentials are issued for training camp and Titans games. Approval for one category does not guarantee approval for another.

TRAINING CAMP CREDENTIAL APPLICATIONS MUST BE SUBMITTED PRIOR TO A MEDIA OUTLET'S ARRIVAL AT CAMP. SAME-DAY REQUESTS WILL NOT BE HONORED.

PARKING AND MEDIA WORKROOM AT ASCENSION SAINT THOMAS SPORTS PARK:

Parking at Ascension Saint Thomas Sports Park is extremely limited. Please make contact with Titans media relations prior to coming to practice to receive instructions. **Media arriving at training camp without prearrangements through the media relations staff are likely to be denied parking.**

The new media workroom inside Ascension Saint Thomas Sports Park is now open on the second floor of the new building. The workroom will be open on days the media is invited to cover practice and/or a press conference. Stand-ups on the field are permitted following practice and media availability, but otherwise media members will be asked to clear the field and return to the media workroom.

INTERVIEW POLICY DURING TRAINING CAMP:

During training camp, head coach **Mike Vrabel** and players typically are made available to speak with the media following practice sessions. Players are available immediately coming off the practice field, after which time Vrabel will address the media at the podium. Select players also will be made available at the podium. Coordinators and assistant coaches are available for interviews on days that are predetermined and announced by the media relations department. In accordance with the NFL's media access policy, the locker room will be open to the media on a regular basis prior to the start of the regular season.

LIVE UPDATES, SOCIAL MEDIA AND PHOTOGRAPHY:

During training camp sessions, reporters are limited in shooting photos and videos to the beginning portions of practice—generally the stretch and individual periods, or to specific periods as directed by the media relations staff. During this time, live reporting on practice is allowed. However, live streaming in any format is not permitted at any practice, per NFL rules.

If a practice is **open to the public**, periodic live textual reports following stretch and individual periods are permitted throughout the remainder of practice (no photos or videos). Live streaming of the practice is not allowed.

If a practice is **closed to the public**, once the stretch and individual periods are finished and shooting has ended, reportable information observed for the remainder of the session must not be posted until the conclusion of practice.

Within reports from practice, observations on general team and individual performances are allowed. However, reporting on items related to competitive advantage is prohibited, such as positional rotation and scheme-related observations. Media also must not report specifics of conversations on the practice field.

This policy includes, but is not limited to, website articles, social media posts, call-ins to radio stations, video reports and text messaging.

During practice, all media members are asked to stay within the boundaries on the practice field designated by the media relations staff—typically in the end zone area closest to the main building of the practice facility and along the outer boundaries of the field.

CONTACT INFORMATION

Titans Practice Facility/Training Camp Site:
Ascension Saint Thomas Sports Park
 460 Great Circle Road
 Nashville, TN 37228

Nissan Stadium:
One Titans Way
 Nashville, TN 37213

Media Resources:
www.TennesseeTitans.com/media

Phone:
 (615) 565-4000 (main)
 (615) 565-4100 (media relations)
 (615) 565-4200 (ticket office)

Titans Football Communications:
 Robbie Bohren | V.P. of Football Communications
rbohren@titans.nfl.com
 Jim Wyatt | Senior Writer/Editor
jwyatt@titans.nfl.com
 Dwight Spradlin | Director of Media Relations
dspradlin@titans.nfl.com
 Jared Puffer | Media Relations Manager
jpuffer@titans.nfl.com
 Kim Smith | Media Relations Coordinator
ksmith@titans.nfl.com
 Micah Banks | Media Relations Seasonal Assistant
mbanks@titans.nfl.com

FRANCHISE TRAINING CAMP LOCATIONS

All-time Houston Oilers/Tennessee Titans training camp locations:

- 1960: University of Houston - Houston, Texas
- 1961-62: Ellington Air Force Base - Webster, Texas
- 1963: U.S. Air Force Academy - Colo. Springs, Colo.
- 1964-66: Oilers Training Facility - Houston, Texas
- 1967-73: Schreiner Institute - Kerrville, Texas
- 1974-76: Sam Houston St. Univ. - Huntsville, Texas
- 1977: Stephen F. Austin St. Univ. - Nacogdoches, Texas
- 1978-87: San Angelo St. Univ. - San Angelo, Texas
- 1988-90: SW Texas St. Univ. - San Marcos, Texas
- 1991-96: Trinity University - San Antonio, Texas
- 1997-98: Tennessee St. Univ. - Nashville, Tenn.
- 1999: Baptist Sports Park - Nashville, Tenn. (Bellevue)
- 2000-05: Ascension Saint Thomas Sports Park* - Nashville, Tenn. (MetroCenter)
- 2006: Austin Peay St. Univ. - Clarksville, Tenn.;
 Ascension Saint Thomas Sports Park* - Nashville, Tenn. (MetroCenter)
- 2007-22: Ascension Saint Thomas Sports Park* - Nashville, Tenn. (MetroCenter)

* Ascension Saint Thomas Sports Park was previously named Baptist Sports Park and Saint Thomas Sports Park.

KEY NUMBERS

2

Career Pro Bowl appearances (2018 and 2019) by new Titans tight end **Austin Hooper**.

3

Dates in August with mandatory NFL roster reductions: Aug. 16 (from 90 to 85 players), Aug. 23 (80) and Aug. 30 (53).

5

Players in 2021 with a minimum of 50 tackles, eight sacks and five passes defended: **Cameron Heyward**, **Maxx Crosby**, **T.J. Watt**, **Cameron Jordan** and **Jeffery Simmons**.

6

Consecutive winning seasons for the Titans from 2016 to 2021—every season since executive vice president/general manager **Jon Robinson** joined the team. It is the second-longest such streak in franchise history trailing only the Oilers' seven consecutive winning records from 1987 through 1993. The Titans and Kansas City Chiefs were the only teams to post winning seasons every year from 2016 to 2021.

9

Total 2022 draft picks by the Titans in their first NFL preseason, including first-round wide receiver **Treyton Burks**, second-round cornerback **Roger McCreary**, third-round offensive lineman **Nicholas Petit-Frere** and third-round quarterback **Malik Willis**.

13

Game-winning drives by **Ryan Tannehill** since the time he arrived in Tennessee in 2019. He ranks second in the NFL (**Derek Carr**) in that time period.

23

Interceptions from 2017 to 2021 by Titans safety **Kevin Byard**, who ranks first among safeties and third in the NFL in that time period behind **Xavien Howard** (26) and **J.C. Jackson** (24).

31.0

Career sacks by outside linebacker **Harold Landry III**. It is the second-highest total by any Titans player in his first four NFL seasons (**Jevon Kearse**) since individual sacks became an official NFL statistic in 1982.

43

Total wins, including playoffs, by **Mike Vrabel** as a head coach. He tied **Jack Pardee** (43 wins 1990–1992) for the most wins in a head coach's first four seasons in franchise history.

90

Number of players initially allowed on NFL training camp rosters, one fewer than the 91 total number of players who appeared in at least one game for the Titans during the 2021 regular season. It was the highest number in NFL history in any non-strike year.

6,797

Career rushing yards by **Derrick Henry**, who ranks fourth in franchise history and second among all NFL players since he entered the NFL in 2016 (7,386 by **Ezekiel Elliott**).

7,077

Career receiving yards by **Robert Woods**, who ranks 11th among all active players entering training camp (players on NFL rosters as of July 25).

2021 NFL DIVISIONAL STANDINGS

AFC East	W	L	T	Pct	Home	Road	Conf	Div
y-Buffalo Bills	11	6	0	.647	6-3-0	5-3-0	7-5-0	5-1-0
x-New England Patriots	10	7	0	.588	4-5-0	6-2-0	8-4-0	3-3-0
Miami Dolphins	9	8	0	.529	6-3-0	3-5-0	6-6-0	4-2-0
New York Jets	4	13	0	.235	3-6-0	1-7-0	4-8-0	0-6-0

AFC North	W	L	T	Pct	Home	Road	Conf	Div
y-Cincinnati Bengals	10	7	0	.588	5-4-0	5-3-0	8-4-0	4-2-0
x-Pittsburgh Steelers	9	7	1	.559	6-2-1	3-5-0	7-5-0	4-2-0
Cleveland Browns	8	9	0	.471	6-3-0	2-6-0	5-7-0	3-3-0
Baltimore Ravens	8	9	0	.471	5-4-0	3-5-0	5-7-0	1-5-0

AFC South	W	L	T	Pct	Home	Road	Conf	Div
z-Tennessee Titans	12	5	0	.706	7-2-0	5-3-0	8-4-0	5-1-0
Indianapolis Colts	9	8	0	.529	4-5-0	5-3-0	7-5-0	3-3-0
Houston Texans	4	13	0	.235	2-7-0	2-6-0	4-8-0	3-3-0
Jacksonville Jaguars	3	14	0	.176	3-6-0	0-8-0	3-9-0	1-5-0

AFC West	W	L	T	Pct	Home	Road	Conf	Div
y-Kansas City Chiefs	12	5	0	.706	7-2-0	5-3-0	7-5-0	5-1-0
x-Las Vegas Raiders	10	7	0	.588	5-4-0	5-3-0	8-4-0	3-3-0
Los Angeles Chargers	9	8	0	.529	5-4-0	4-4-0	6-6-0	3-3-0
Denver Broncos	7	10	0	.412	4-5-0	3-5-0	3-9-0	1-5-0

NFC East	W	L	T	Pct	Home	Road	Conf	Div
y-Dallas Cowboys	12	5	0	.706	5-3-0	7-2-0	10-2-0	6-0-0
x-Philadelphia Eagles	9	8	0	.529	3-5-0	6-3-0	7-5-0	3-3-0
Washington Football Team	7	10	0	.412	3-5-0	4-5-0	6-6-0	2-4-0
New York Giants	4	13	0	.235	3-5-0	1-8-0	3-9-0	1-5-0

NFC North	W	L	T	Pct	Home	Road	Conf	Div
z-Green Bay Packers	13	4	0	.765	8-0-0	5-4-0	9-3-0	4-2-0
Minnesota Vikings	8	9	0	.471	5-3-0	3-6-0	6-6-0	4-2-0
Chicago Bears	6	11	0	.353	3-5-0	3-6-0	4-8-0	2-4-0
Detroit Lions	3	13	1	.206	3-5-0	0-8-1	3-9-0	2-4-0

NFC South	W	L	T	Pct	Home	Road	Conf	Div
y-Tampa Bay Buccaneers	13	4	0	.765	7-1-0	6-3-0	8-4-0	4-2-0
New Orleans Saints	9	8	0	.529	3-5-0	6-3-0	7-5-0	4-2-0
Atlanta Falcons	7	10	0	.412	2-6-0	5-4-0	4-8-0	2-4-0
Carolina Panthers	5	12	0	.294	2-6-0	3-6-0	3-9-0	2-4-0

NFC West	W	L	T	Pct	Home	Road	Conf	Div
y-Los Angeles Rams	12	5	0	.706	5-3-0	7-2-0	8-4-0	3-3-0
x-Arizona Cardinals	11	6	0	.647	3-5-0	8-1-0	7-5-0	4-2-0
x-San Francisco 49ers	10	7	0	.588	4-4-0	6-3-0	7-5-0	2-4-0
Seattle Seahawks	7	10	0	.412	3-5-0	4-5-0	4-8-0	3-3-0

x - Clinched Playoff Spot; y - Clinched Division; z - Clinched Home Field

TITANS OFFENSIVE AND DEFENSIVE RANKINGS BY THE WEEK AND BY THE SEASON

2021 Season Week	Opp.	NFL OFFENSE			AFC OFFENSE		
		Tot	Rush	Pass	Tot	Rush	Pass
1	Ari	29	19	27	14	9	14
2	at Sea	11	4	16T	7	3	7
3	Ind	15	4	20	8	3	10
4	at NYJ	10	4	22	6	3	9
5	at Jax	10	3	25	6	2	11
6	Buf	11	3	27	6	2	13
7	KC	11	3	26	6	2	13
8	at Ind	11	4	21	6	3	12
9	at LAR	15	4	26	9	3	15
10	NO	17	7	23	10	4	13
11	Hou	15	7	21	9	4	12
12	at NE	16	5	23	9	4	13
13	Bye	17	5	23	9	4	13
14	Jax	17	5	23	9	4	13
15	at Pit	18	5	25	10	4	14
16	SF	18	4	25	10	3	14
17	Mia	18	4	27	10	3	15
18	at Hou	17	5	24	9	4	13

2021 Season Week	Opp.	NFL DEFENSE			AFC DEFENSE		
		Tot	Rush	Pass	Tot	Rush	Pass
1	Ari	21	23	19	12	11	9
2	at Sea	23	13	27	13	8	14
3	Ind	15	12	18	9	7	10
4	at NYJ	17	8	23	10	5	13
5	at Jax	22	15	21	12	8	12
6	Buf	24	9T	24	12	6T	12
7	KC	22	9	23	10	6	11
8	at Ind	22	8	24	10	5	11
9	at LAR	19	8	24	9	5	12
10	NO	21	7	27	11	4	13
11	Hou	14	4	24	5	2	11
12	at NE	16	6	26	7	4	13
13	Bye	17	7	26	8	4	13
14	Jax	13	2	22	5	2	11
15	at Pit	9	2	19	5	2	11
16	SF	12	2	26	5	2	13
17	Mia	12	2	23	5	2	12
18	at Hou	12	2	25	5	2	12

Final regular season offensive rankings:

Year	Tot	Rush	Pass
Titans in 2021	17	5	24
Titans in 2020	2T	2	23
Titans in 2019	12	3	21
Titans in 2018	25	7	29
Titans in 2017	23	15	23
Titans in 2016	11	3	25
Titans in 2015	30	25	25T
Titans in 2014	29	26	22
Titans in 2013	22	14	21
Titans in 2012	26	21	22
Titans in 2011	17	31	12
Titans in 2010	27	17	25
Titans in 2009	12	2	23
Titans in 2008	21	7	27
Titans in 2007	21	5	27
Titans in 2006	27	5	30
Titans in 2005	17	23	9
Titans in 2004	11	14	10
Titans in 2003	8	26	5
Titans in 2002	17	11	20
Titans in 2001	8	12	8T
Titans in 2000	14	7	16
Titans in 1999	13	13	13T

Final regular season defensive rankings:

Year	Tot	Rush	Pass
Titans in 2021	12	2	25
Titans in 2020	28	19	29
Titans in 2019	21	12	24
Titans in 2018	8	18	6
Titans in 2017	13	4	25
Titans in 2016	20	2	30
Titans in 2015	12	18	7
Titans in 2014	27	31	15
Titans in 2013	14	20	11
Titans in 2012	27	24	26
Titans in 2011	18T	24	14
Titans in 2010	26	20	29
Titans in 2009	28	11T	31
Titans in 2008	7	6	9
Titans in 2007	5	5	10
Titans in 2006	32	30	27
Titans in 2005	19	22	17
Titans in 2004	27	18	26
Titans in 2003	12	1	30
Titans in 2002	10	2	25
Titans in 2001	25	5	31
Titans in 2000	1	3	1
Titans in 1999	17	10	25

GAME PREVIEW

TEAM NOTES

PLAYER NOTES

MEDIA

STATISTICS

ROSTERS

TENNESSEE TITANS OFFENSIVE AND DEFENSIVE STATS, 1999-2021 (REGULAR SEASON)

1999-2021 TITANS - OFFENSE

OFFENSE	2021	2020	2019	2018	2017	2016	2015	2014	2013	2012	2011	2010	2009	2008	2007	2006	2005	2004	2003	2002	2001	2000	1999
GAMES (Won-Lost)	12-5	11-5	9-7	9-7	9-7	9-7	3-13	2-14	7-9	6-10	9-7	6-10	8-8	13-3	10-6	8-8	4-12	5-11	12-4	11-5	7-9	13-3	13-3
FIRST DOWNS	362	381	317	289	290	322	298	258	311	260	281	252	288	268	306	261	279	308	310	312	288	299	294
Rushing	134	142	104	106	97	115	66	75	103	70	71	73	115	108	118	105	72	85	84	112	87	107	109
Passing	194	203	177	156	157	175	195	159	172	166	185	155	154	143	171	133	191	200	211	182	179	167	167
Penalty	34	36	36	27	36	32	37	24	36	24	25	24	19	17	17	23	16	23	15	18	22	25	18
YDS GAINED (tot)	5,822	6,343	5,805	4,998	5,024	5,728	4,988	4,859	5,390	5,010	5,361	4,834	5,623	5,018	4,987	4,810	5,122	5,487	5,501	5,272	5,352	5,350	5,296
Avg per Game	342.5	396.4	362.8	312.4	314.0	358.0	311.8	303.7	336.9	313.1	335.1	302.1	351.4	313.6	311.7	300.6	320.1	342.9	343.8	329.5	334.5	334.4	331.0
RUSHING (net)	2,404	2,690	2,223	2,023	1,833	2,187	1,485	1,447	1,894	1,687	1,438	1,727	2,592	2,199	2,109	2,214	1,525	1,871	1,623	1,952	1,794	2,085	1,811
Avg per Game	141.4	168.1	138.9	126.4	114.6	136.7	92.8	90.4	118.4	105.4	89.9	107.9	162.0	137.4	131.8	138.4	95.3	116.9	101.4	122.0	112.1	130.3	113.2
Rushes	551	521	445	454	443	476	371	356	462	378	376	406	499	508	543	469	397	420	486	511	468	546	459
Yards per Rush	4.4	5.2	5.0	4.5	4.1	4.6	4.0	4.1	4.1	4.5	3.8	4.3	5.2	4.3	3.9	4.7	3.8	4.5	3.3	3.8	3.8	3.8	3.9
PASSING (net)	3,418	3,653	3,582	2,975	3,191	3,541	3,503	3,412	3,496	3,323	3,923	3,107	3,031	2,819	2,878	2,596	3,597	3,616	3,878	3,320	3,558	3,265	3,485
Avg per Game	201.1	228.3	223.9	185.9	199.4	221.3	218.9	213.3	218.5	207.7	245.2	194.2	189.4	176.2	179.9	162.3	224.8	226.0	242.4	207.5	222.4	204.1	217.8
Passes Att.	535	485	448	437	496	504	551	513	533	540	584	474	476	453	464	447	594	589	502	500	515	462	527
Completed	359	316	297	293	306	307	342	299	328	318	353	273	271	265	288	226	358	356	315	306	307	286	304
Pct Completed	67.1	65.2	66.3	67.0	61.7	60.9	62.1	58.3	61.5	58.9	60.4	57.6	56.9	58.5	62.1	50.6	60.3	60.4	62.7	61.2	59.6	61.9	57.7
Yards Gained	3745	3826	3956	3,255	3,394	3,720	3,893	3,738	3,710	3,577	4,113	3,278	3,104	2,902	3,077	2,748	3,797	3,933	4,031	3,441	3,867	3,430	3,622
Sacked	47	25	56	47	35	28	54	50	37	39	24	27	15	12	30	29	31	44	25	21	43	28	25
Yards Lost	327	173	374	280	203	179	390	326	214	254	190	171	73	83	199	152	200	317	153	121	309	165	137
Had intercepted	14	7	8	12	17	11	17	16	16	16	14	15	15	9	17	19	14	19	9	15	17	16	13
Yards Opp Ret	252	81	204	219	262	203	263	214	132	260	167	120	121	88	116	250	293	306	264	179	163	236	227
Opp TDs on Int	0	0	0	1	2	3	3	1	1	4	3	1	0	0	0	2	4	2	3	2	2	3	2
PUNTS	58	50	78	75	75	77	88	89	79	83	86	77	69	87	73	88	78	79	71	66	85	76	90
Avg Yards	44.3	45.1	47.1	46.4	49.7	44.2	47.4	46.3	42.9	46.4	43.6	42.9	43.4	42.8	41.9	42.7	43.2	42.9	43.9	41.3	42.0	40.8	42.5
PUNT RETURNS	30	23	22	27	36	30	38	30	31	31	47	27	33	34	42	37	45	40	37	28	36	53	40
Avg Return	9.8	9.0	7.7	8.8	8.5	7.9	8.1	6.9	7.7	15.3	10.4	12.2	6.7	9.7	8.7	12.6	9.3	4.3	11.6	7.8	7.8	12.7	9.0
Returned for TD	0	0	0	0	0	0	0	0	0	3	1	1	0	0	0	3	1	0	1	0	0	1	1
KICKOFF RETURNS	40	38	30	23	28	33	33	48	44	63	32	64	69	52	52	79	70	79	68	50	71	47	56
Avg Return	19.5	20.2	21.3	32.0	22.1	19.1	20.6	23.4	24.9	23.6	26.0	24.3	20.5	25.4	21.1	23.2	24.2	19.7	19.1	19.6	19.9	26.1	18.6
Returned for TD	0	1	0	1	0	0	0	0	0	1	1	1	0	0	0	0	0	0	0	0	1	0	0
PENALTIES	103	86	99	82	85	110	93	111	101	106	104	128	98	108	101	94	125	110	110	112	119	107	114
Yards Penalized	973	783	932	727	785	1,012	779	961	900	847	960	1,040	821	855	773	803	1,002	923	887	891	1,025	870	1,069
FUMBLES BY	25	15	21	18	10	17	25	23	27	21	17	22	27	18	32	29	27	33	24	20	18	24	17
Fumbles Lost	11	5	9	6	8	7	16	10	9	12	8	14	16	8	17	7	12	12	12	10	11	14	9
Opp Fumbles	21	21	16	14	23	12	16	7	24	15	20	25	20	28	26	19	20	22	21	22	21	39	39
Opp Fum Lost	6	8	9	6	9	6	8	4	12	5	12	8	7	11	12	11	11	12	13	11	11	13	24
POSS. TIME (avg)	32:40	28:28	28:31	29:28	29:51	30:32	29:25	27:31	30:00	27:18	27:52	25:54	28:27	29:09	31:38	27:17	31:13	31:40	32:52	32:47	31:29	33:48	31:30
TOUCHDOWNS	49	62	54	34	33	46	37	28	41	36	34	40	39	41	28	36	33	41	48	42	39	38	46
Rushing	23	26	21	15	18	16	10	6	16	10	8	13	19	24	17	15	8	12	11	16	12	14	19
Passing	22	33	29	16	14	29	25	20	22	17	22	24	16	13	9	13	20	27	30	22	23	18	23
Returns	4	3	4	3	1	1	2	2	3	9	4	3	4	4	2	8	5	2	7	4	4	6	4
EXTRA-PT KICKS	43/47	51/53	50/52	28/31	31/33	39/41	29/31	27/27	41/41	35/35	34/34	38/38	37/37	40/40	28/28	32/32	30/32	39/39	43/44	36/36	34/35	37/38	43/43
2-PT CONVERSIONS	2/2	4/7	1/2	0/1	0/0	0/5	3/5	0/1	0/0	1/1	0/0	1/2	1/2	1/1	0/0	3/3	0/1	1/2	3/4	2/6	3/4	0/0	1/3
FIELD GOALS/FGA	26/32	20/28	8/18	26/30	35/42	22/24	14/16	19/22	25/29	25/31	29/32	24/26	27/32	29/33	35/39	22/28	23/29	19/27	32/37	25/31	20/28	27/33	21/25
POINTS SCORED	419	491	402	310	334	381	299	254	362	330	325	356	354	375	301	324	299	344	435	367	336	346	392
TURNOVER DIFF.	-3	+11	+6	-1	-4	0	-14	-10	0	-4	+1	-4	-4	+14	0	+2	-6	-1	+13	+4	-4	0	+19

1999-2021 TITANS - DEFENSE

DEFENSE	2021	2020	2019	2018	2017	2016	2015	2014	2013	2012	2011	2010	2009	2008	2007	2006	2005	2004	2003	2002	2001	2000	1999
POINTS ALLOWED	354	439	331	303	356	378	423	438	381	471	317	339	402	234	297	400	421	439	324	324	388	191	324
OPP FIRST DOWNS	331	391	335	298	323	324	317	357	329	358	324	356	323	276	268	329	294	318	275	297	300	215	300
Rushing	90	113	95	98	68	70	101	119	108	122	111	107	89	81	80	121	89	99	79	75	79	62	81
Passing	204	247	213	182	231	227	192	211	191	210	187	214	210	166	165	181	180	189	167	197	192	134	193
Penalty	37	31	27	18	24	27	24	27	30	26	26	35	24	29	23	27	25	30	29	25	29	19	26
OPP YARDS GAINED	5																						

2022 TENNESSEE TITANS PRESEASON STATISTICS

Won 0, Lost 1

Date	W-L	Score	OT	Opponent	Attendance
08/11	L	10-23		at Baltimore	64,216
08/20				Tampa Bay	
08/27				Arizona	

Statistic	Tenn.	Opp.
Total First Downs	15	19
Rushing	3	7
Passing	11	12
Penalty	1	0
3rd Down: Made/Att	5/12	8/17
3rd Down Pct.	41.7	47.1
4th Down: Made/Att	0/1	1/1
4th Down Pct.	0.0	100.0
Possession Avg.	24:28	35:32
Total Net Yards	299	389
Avg. Per Game	299.0	389.0
Total Plays	59	69
Avg. Per Play	5.1	5.6
Net Yards Rushing	103	130
Avg. Per Game	103.0	130.0
Total Rushes	22	31
Net Yards Passing	196	259
Avg. Per Game	196.0	259.0
Sacked/Yards Lost	2/13	3/9
Gross Yards	209	268
Att./Completions	35/20	35/28
Completion Pct.	57.1	80.0
Had Intercepted	2	0
Punts/Average	5/56.0	4/47.8
Net Punting Avg.	5/46.6	4/43.8
Penalties/Yards	5/35	6/54
Fumbles/Ball Lost	1/1	2/1
Touchdowns	1	2
Rushing	1	1
Passing	0	1
Returns	0	0

Score By Periods	Q1	Q2	Q3	Q4	OT	PTS
Team	0	10	0	0	0	10
Opponents	7	7	3	6	0	23

Scoring	TD	Rush	Rec	Ret	K-PAT	FG	S	PTS
Willis	1	1	0	0			0	6
Bullock	0	0	0	0	1/1	1/1	0	4
Team	1	1	0	0	1/1	1/1	0	10
Opponents	2	1	1	0	2/2	3/3	0	23

2-Pt Conv: TM 0-0, OPP 0-0

Sacks: Anenih 2, Strong 1, TM 3, OPP 2

FUM/Lost: Chestnut 1/1

Passing	Att	Cmp	Yds	Cmp%	Yds/Att	TD	TD%	Int	Int%	Long	Sack/Lost	Rating
Woodside	24	14	102	58.3	4.25	0	0.0	2	8.3	12	0/0	33.7
Willis	11	6	107	54.5	9.73	0	0.0	0	0.0	48	2/13	88.1
Team	35	20	209	57.1	5.97	0	0.0	2	5.7	48	2/13	50.8
Opponents	35	28	268	80.0	7.66	1	2.9	0	0.0	38	3/9	108.1

Rushing	No.	Yds	Avg	Long	TD
Chestnut	7	44	6.3	29	0
Willis	5	38	7.6	17	1
Haskins	6	19	3.2	6	0
Woodside	1	5	5.0	5	0
Burks	1	4	4.0	4	0
Wilkins	1	-3	-3.0	-3	0
Cannon	1	-4	-4.0	-4	0
Team	22	103	4.7	29	1
Opponents	31	130	4.2	21	1

Receiving	No.	Yds	Avg	Long	TD
Godwin	4	31	7.8	12	0
Haskins	3	29	9.7	18	0
Kinsey	2	30	15.0	19	0
Lewis	2	16	8.0	9	0
Moore	2	14	7.0	8	0
Wilkins	2	9	4.5	5	0
McMath	1	48	48.0	48	0
Chestnut	1	12	12.0	12	0
Fitzpatrick	1	10	10.0	10	0
Hudson	1	5	5.0	5	0
Okonkwo	1	5	5.0	5	0
Team	20	209	10.5	48	0
Opponents	28	268	9.6	38	1

Interceptions	No.	Yds	Avg	Long	TD
Team	0	0	---	---	0
Opponents	2	0	0.0	0	0

Punting	No.	Yds	Avg	Net	TB	In	Lg	B
Kern	3	162	54.0	45.0	0	2	58	0
Stonehouse	2	118	59.0	49.0	1	1	60	0
Team	5	280	56.0	46.6	1	3	60	0
Opponents	4	191	47.8	43.8	0	1	56	0

Punt Returns	Ret	FC	Yds	Avg	Long	TD
Philips	2	0	16	8.0	13	0
Team	2	0	16	8.0	13	0
Opponents	1	1	27	27.0	27	0

Kickoff Returns	No.	Yds	Avg	Long	TD
Cannon	2	50	25.0	26	0
Godwin	1	22	22.0	22	0
McMath	1	30	30.0	30	0
Team	4	102	25.5	30	0
Opponents	3	64	21.3	24	0

Field Goals	1-19	20-29	30-39	40-49	50+
Bullock	0/0	0/0	1/1	0/0	0/0
Team	0/0	0/0	1/1	0/0	0/0
Opponents	0/0	1/1	0/0	2/2	0/0

Bullock: (33G)
 TM: (33G)
 OPP: (47G,25G,47G)

GAME PREVIEW

TEAM NOTES

PLAYER NOTES

MEDIA

STATISTICS

ROSTERS

2022 TENNESSEE TITANS PRESEASON DEFENSIVE STATISTICS

PLAYER	TACKLES			SACKS		TFL	INTERCEPTIONS				FUMBLES			
	Tot	Solo	Asst	Sk	Yds		No	Yds	Lg	TD	PD	FF	FR	Yds
Gibbens, Jack	9	4	5	0	0	0	0	0	0	0	0	0	0	0
Jones, Joe	6	2	4	0	0	0	0	0	0	0	0	0	0	0
Jackson, Theo	5	4	1	0	0	0	0	0	0	0	0	0	0	0
Mabin, Greg	5	4	1	0	0	0	0	0	0	0	0	0	0	0
Kalu, Joshua	5	2	3	0	0	0	0	0	0	0	0	0	0	0
Anenih, David	4	3	1	2	9	1	0	0	0	0	0	1	0	0
Adeniyi, Ola	3	2	1	0	0	0	0	0	0	0	0	0	0	0
Carter, Shyheim	3	2	1	0	0	0	0	0	0	0	0	0	1	0
Colbert, Adrian	3	2	1	0	0	0	0	0	0	0	0	0	0	0
Jones, Naquan	3	2	1	0	0	0	0	0	0	0	0	0	0	0
Brown, Shakur	3	1	2	0	0	0	0	0	0	0	0	0	0	0
Jackson, Chris	3	1	2	0	0	0	0	0	0	0	0	0	0	0
Walker, DeMarcus	3	1	2	0	0	0	0	0	0	0	0	0	0	0
Campbell, Chance	2	2	0	0	0	0	0	0	0	0	0	0	0	0
Farley, Caleb	2	2	0	0	0	0	0	0	0	0	0	0	0	0
Hand, Da'Shawn	2	2	0	0	0	0	0	0	0	0	0	0	0	0
Lawler, Justin	2	2	0	0	0	0	0	0	0	0	0	0	0	0
Swilling, Tre	2	2	0	0	0	0	0	0	0	0	0	0	0	0
Moore Jr., A.J.	2	1	1	0	0	0	0	0	0	0	0	0	0	0
Strong, Kevin	2	1	1	1	0	0	0	0	0	0	0	0	0	0
Weaver, Rashad	2	1	1	0	0	1	0	0	0	0	0	0	0	0
Avery, Tre	1	1	0	0	0	0	0	0	0	0	0	0	0	0
Benton, Elijah	1	1	0	0	0	0	0	0	0	0	0	0	0	0
Fulton, Kristian	1	0	1	0	0	0	0	0	0	0	0	0	0	0
Murchison, Larrell	1	0	1	0	0	0	0	0	0	0	0	0	0	0
Okuayinonu, Sam	1	0	1	0	0	0	0	0	0	0	0	0	0	0
Peevy, Jayden	0	0	0	0	0	0	0	0	0	0	1	0	0	0
Total	76	45	31	3	9	2	0	0	0	0	1	1	1	0

TITANS SPECIAL TEAMS STATISTICS

PLAYER	TACKLES			FUMBLES		BLOCKS		
	Tot	Solo	Asst	FF	FR	PAT	FG	PUNT
McMath, Racey	2	1	1	0	0	0	0	0
Haskins, Hassan	1	1	0	0	0	0	0	0
Kalu, Joshua	1	1	0	0	0	0	0	0
Jackson, Theo	1	0	1	0	0	0	0	0
TEAM TOTALS:	5	3	2	0	0	0	0	0

MISCELLANEOUS STATISTICS

PLAYER	TACKLES			FUMBLES	
	Tot	Solo	Asst	FF	FR
None					
TEAM TOTALS:					

Legend:

Tot Total Tackles	Int Interceptions
Solo Unassisted Tackles	Yds Interception Return Yards
Asst Assisted Tackles	TD Interceptions Return Touchdowns
Sk Quarterback Sacks	PD Passes Defensed
Yds Yards Lost on Sack	FF Forced Fumble
QBP Quarterback Pressure	FR Fumble Recoveries
TFL Tackle for Loss	Yds Yards on Fumble Returns

2021 TENNESSEE TITANS REGULAR SEASON STATISTICS

Won 12, Lost 5

Date	W-L	Score	OT	Opponent	Attendance
09/12	L	13-38		Arizona	67,216
09/19	W	33-30	OT	at Seattle	68,585
09/26	W	25-16		Indianapolis	67,914
10/03	L	24-27	OT	at N.Y. Jets	70,232
10/10	W	37-19		at Jacksonville	58,282
10/18	W	34-31		Buffalo	69,419
10/24	W	27-3		Kansas City	69,484
10/31	W	34-31	OT	at Indianapolis	59,175
11/07	W	28-16		at L.A. Rams	71,785
11/14	W	23-21		New Orleans	69,414
11/21	L	13-22		Houston	67,395
11/28	L	13-36		at New England	65,878
12/12	W	20-0		Jacksonville	67,808
12/19	L	13-19		at Pittsburgh	59,521
12/23	W	20-17		San Francisco	69,361
01/02	W	34-3		Miami	69,091
01/09	W	28-25		at Houston	66,722

Statistic	Tenn.	Opp.
Total First Downs	362	331
Rushing	134	90
Passing	194	204
Penalty	34	37
3rd Down: Made/Att	103/236	77/210
3rd Down Pct.	43.6	36.7
4th Down: Made/Att	15/24	14/24
4th Down Pct.	62.5	58.3
Possession Avg.	32:40	27:20
Total Net Yards	5,822	5,607
Avg. Per Game	342.5	329.8
Total Plays	1133	1039
Avg. Per Play	5.1	5.4
Net Yards Rushing	2,404	1,438
Avg. Per Game	141.4	84.6
Total Rushes	551	368
Net Yards Passing	3,418	4,169
Avg. Per Game	201.1	245.2
Sacked/Yards Lost	47/327	43/316
Gross Yards	3745	4485
Att./Completions	535/359	628/395
Completion Pct.	67.1	62.9
Had Intercepted	14	16
Punts/Average	58/44.3	67/44.6
Net Punting Avg.	58/39.8	67/38.7
Penalties/Yards	103/973	118/1,070
Fumbles/Ball Lost	25/11	21/6
Touchdowns	49	38
Rushing	23	14
Passing	22	24
Returns	4	0

Score By Periods	Q1	Q2	Q3	Q4	OT	PTS
Team	61	167	65	120	6	419
Opponents	56	112	84	99	3	354

Scoring	TD	Rush	Rec	Ret	K-PAT	FG	S	PTS
Bullock	0	0	0	0	42/45	26/31	0	120
Henry	10	10	0	0	0	0	0	62
Tannehill	7	7	0	0	0	0	0	42
A.J. Brown	5	0	5	0	0	0	0	30
Westbrook-Ikhine	4	0	4	0	0	0	0	24
Pruitt	3	0	3	0	0	0	0	20
Firkser	3	0	2	1c	0	0	0	18
Foreman	3	3	0	0	0	0	0	18
Swaim	3	0	3	0	0	0	0	18
Byard	2	0	0	2a	0	0	0	12
Hilliard	2	2	0	0	0	0	0	12
Batson	1	0	1	0	0	0	0	6
Fitzpatrick	1	0	1	0	0	0	0	6
Ju. Jones	1	0	1	0	0	0	0	6
McNichols	1	0	1	0	0	0	0	6
Molden	1	0	0	1b	0	0	0	6
Peterson	1	1	0	0	0	0	0	6
Rogers	1	0	1	0	0	0	0	6
Badgley	0	0	0	0	1/2	0/1	0	1
Team	49	23	22	4	43/47	26/32	0	419
Opponents	38	14	24	0	29/34	31/38	0	354

a - 30-yd fumble return at Jax, 10/10, and 24-yard interception return at LAR, 11/7; b - 2-yd interception return at Ind, 10/31; c - fumble recovery in end zone vs. Hou, 11/21

2-Pt Conv: Henry, Pruitt, TM 2-2; **OP 2-4**

Sacks: Landry 12, Autry 9, Simmons 8.5, Dupree 3, Adeniyi 2.5, N. Jones 2.5, Peko 2, Roberson 1.5, Byard 1, (group) 1, TM 43, OPP 47

FUM/Lost: Tannehill 10/4, Rogers 4/1, Firkser 2/1, Foreman 2/1, Hilliard 2/1, Blasingame 1/1, Brewer 1/0, Henry 1/0, McMath 1/1, Westbrook-Ikhine 1/1

Bullock: () (33G,30G,24G,44N,36G) (32G) (44G,46G,36G,49N) (34G) (43G,38G) (34G,51G) (46G,44G) () (28G,36G,36G) () (44N) (47N,44G,29G) (26G,32G) (38G,44G) (23G,44G) (42N) (46N) (33G,30G,24G,44N,36G) (32G) (44G,46G,36G,49N) (34G) (43G,38G) (34G,51G) (46G,44G) () (28G,36G,36G) () (44N) (47N,44G,29G) (26G,32G) (38G,44G) (23G,44G) (42N) (34G,43N) (31G) (43G,28G,24G,51N) (27G,22G) (53N) (24G,28G,52G) (42G,57N) (34G) (34G,22G,54G) (20G) (43G,24G,37G) (22G,37G,44G,53N,28G,52G) () (36G,56N,28G,46G,48G) (48G) (39G,53N) (31G)

Passing	Att	Cmp	Yds	Cmp%	Yds/Att	TD	TD%	Int	Int%	Long	Sack/Lost	Rating
Tannehill	531	357	3,734	67.2	7.03	21	4.0	14	2.6	57t	47/327	89.6
A.J. Brown	2	0	0	0.0	0.00	0	0.0	0	0.0	---	0/0	39.6
M. Farley	1	1	6	100.0	6.00	0	0.0	0	0.0	6	0/0	91.7
Henry	1	1	5	100.0	5.00	1	100.0	0	0.0	5t	0/0	127.1
Team	535	359	3,745	67.1	7.00	22	4.1	14	2.6	57t	47/327	90.0
Opponents	628	395	4,485	62.9	7.14	24	3.8	16	2.5	68t	43/316	86.4

Rushing	No.	Yds	Avg	Long	TD
Henry	219	937	4.3	76t	10
Foreman	133	566	4.3	35	3
Hilliard	56	350	6.3	68t	2
Tannehill	55	270	4.9	28	7
McNichols	41	156	3.8	14	0
Peterson	27	82	3.0	16	1
Batson	2	15	7.5	11	0
A.J. Brown	2	10	5.0	7	0
Rogers	1	9	9.0	9	0
D. Evans	2	7	3.5	5	0
Blasingame	3	6	2.0	3	0
Sargent	2	4	2.0	2	0
M. Johnson	2	-2	-1.0	5	0
Woodside	6	-6	-1.0	-1	0
Team	551	2,404	4.4	76t	23
Opponents	368	1,438	3.9	58	14

Receiving	No.	Yds	Avg	Long	TD
A.J. Brown	63	869	13.8	57t	5
Westbrook-Ikhine	38	476	12.5	46	4
Firkser	34	291	8.6	24	2
Ju. Jones	31	434	14.0	51	1
Swaim	31	210	6.8	26	3
Rogers	30	301	10.0	39	1
McNichols	28	240	8.6	27	1
Hilliard	19	87	4.6	28	0
Henry	18	154	8.6	16	0
Pruitt	14	145	10.4	22	3
Reynolds	10	90	9.0	12	0
M. Johnson	9	160	17.8	50	0
Foreman	9	123	13.7	39	0
Fitzpatrick	5	49	9.8	18t	1
Hollister	4	33	8.3	14	0
Peterson	4	8	2.0	5	0
Hudson	3	31	10.3	14	0
Batson	2	15	7.5	13	1
D. Evans	2	11	5.5	6	0
McMath	2	8	4.0	9	0
Blasingame	2	4	2.0	5	0
Hooker	1	6	6.0	6	0
Team	359	3,745	10.4	57t	22
Opponents	395	4,485	11.4	68t	24

Interceptions	No.	Yds	Avg	Long	TD
Byard	5	66	13.2	24t	1
Fulton	2	13	6.5	13	0
Long	2	6	3.0	6	0
R. Evans	2	1	0.5	1	0
Hooker	1	21	21.0	21	0
Skrine	1	17	17.0	17	0
J. Brown	1	2	2.0	2	0
Molden	1	2	2.0	2t	1
Jenkins	1	0	0.0	0	0
Team	16	128	8.0	24t	2
Opponents	14	252	18.0	82	0

Punting	No.	Yds	Avg	Net	TB	In	Lg	B
Kern	47	2,105	44.8	40.4	1	18	59	0
Townsend	11	465	42.3	37.0	1	2	63	0
Team	58	2,570	44.3	39.8	2	20	63	0
Opponents	67	2,986	44.6	38.7	5	27	66	0

Punt Returns	Ret	FC	Yds	Avg	Long	TD
Rogers	30	20	293	9.8	55	0
Kinsey	0	1	0	---	---	0
Team	30	21	293	9.8	55	0
Opponents	22	16	223	10.1	18	0

Kickoff Returns	No.	Yds	Avg	Long	TD
Rogers	14	282	20.1	37	0
M. Johnson	9	179	19.9	31	0
Hilliard	8	177	22.1	26	0
Batson	5	80	16.0	20	0
McNichols	2	31	15.5	16	0
Blasingame	1	12	12.0	12	0
D. Evans	1	17	17.0	17	0
Team	40	778	19.5	37	0
Opponents	40	812	20.3	37	0

Field Goals	1-19	20-29	30-39	40-49	50+
Bullock	0/0	5/5	12/12	8/13	1/1
Badgley	0/0	0/0	0/0	0/1	0/0
Team	0/0	5/5	12/12	8/14	1/1
Opponents	0/0	12/12	9/9	7/8	3/9

GAME PREVIEW

TEAM NOTES

PLAYER NOTES

MEDIA

STATISTICS

ROSTERS

2021 TENNESSEE TITANS REGULAR SEASON DEFENSIVE STATISTICS

PLAYER	TACKLES			SACKS		INTERCEPTIONS						FUMBLES			
	Tot	Solo	Asst	Sk	Yds	QB	TFL	No	Yds	Lg	TD	PD	FF	FR	Yds
Byard, Kevin	88	57	31	1.0	11.0	2	1	5	66	24t	1	13	2	1	30t
Landry III, Harold	75	52	23	12.0	80.0	49	14	0	0	0	0	0	1	0	0
Long Jr., David	75	46	29	0.0	0.0	6	4	2	6	6	0	6	0	0	0
Hooker, Amani	62	38	24	0.0	0.0	0	1	1	21	21	0	4	1	0	0
Molden, Elijah	60	42	18	0.0	0.0	6	3	1	2	2t	1	4	1	1	0
Evans, Rashaan	57	35	22	0.0	0.0	1	3	2	1	1	0	2	1	1	0
Jenkins, Jackrabbit	55	39	16	0.0	0.0	0	0	1	0	0	0	6	1	0	0
Brown, Jayon	55	36	19	0.0	0.0	0	0	1	2	2	0	2	0	0	0
Simmons, Jeffery	54	42	12	8.5	64.5	58	12	0	0	0	0	6	0	0	0
Fulton, Kristian	40	30	10	0.0	0.0	0	0	2	13	13	0	14	0	0	0
Cruikshank, Dane	38	27	11	0.0	0.0	1	0	0	0	0	0	1	0	0	0
Jackson, Chris	33	28	5	0.0	0.0	2	1	0	0	0	0	4	0	0	0
Autry, Denico	32	25	7	9.0	60.5	44	10	0	0	0	0	6	0	0	0
Rice, Monty	30	15	15	0.0	0.0	0	0	0	0	0	0	1	0	0	0
Jones, Naquan	29	18	11	2.5	17.0	4	4	0	0	0	0	2	0	0	0
Cunningham, Zach	25	18	7	0.0	0.0	0	3	0	0	0	0	0	0	0	0
Dupree, Bud	17	13	4	3.0	23.0	15	2	0	0	0	0	1	1	0	0
Skrine, Buster	17	11	6	0.0	0.0	0	0	1	17	17	0	3	0	0	0
Tart, Tear	16	10	6	0.0	0.0	3	2	0	0	0	0	0	0	0	0
Adeniyi, Ola	11	8	3	2.5	23.0	20	2	0	0	0	0	1	0	0	0
Mabin, Greg	10	9	1	0.0	0.0	0	0	0	0	0	0	1	0	0	0
Peko, Kyle	10	7	3	2.0	5.0	5	2	0	0	0	0	0	1	0	0
Roberson, Derick	10	6	4	1.5	25.0	4	3	0	0	0	0	0	0	0	0
Murchison, Larrell	8	4	4	0.0	0.0	1	1	0	0	0	0	0	0	0	0
Jones, Chris	6	5	1	0.0	0.0	0	0	0	0	0	0	1	0	0	0
Simon, John	6	4	2	0.0	0.0	0	0	0	0	0	0	0	0	0	0
Cole, Dylan	6	2	4	0.0	0.0	1	1	0	0	0	0	1	0	0	0
Farley, Matthias	5	4	1	0.0	0.0	0	0	0	0	0	0	0	1	1	0
Farley, Caleb	4	4	0	0.0	0.0	0	0	0	0	0	0	1	0	0	0
Borders, Breon	4	3	1	0.0	0.0	0	0	0	0	0	0	2	0	0	0
Dzubnar, Nick	4	1	3	0.0	0.0	0	0	0	0	0	0	0	0	0	0
McDougald, Bradley	3	3	0	0.0	0.0	0	0	0	0	0	0	0	0	0	0
Strong, Kevin	3	1	2	0.0	0.0	0	0	0	0	0	0	0	0	0	0
Ankou, Eli	3	0	3	0.0	0.0	0	0	0	0	0	0	0	0	0	0
Weaver, Rashad	2	0	2	0.0	0.0	0	0	0	0	0	0	0	0	0	0
Bledsoe, Amani	1	1	0	0.0	0.0	1	0	0	0	0	0	1	0	0	0
Brown, A.J.	1	1	0	0.0	0.0	0	0	0	0	0	0	0	0	0	0
Jones, Joe	1	0	1	0.0	0.0	2	0	0	0	0	0	0	0	0	0
Reid, Caraur	0	0	0	0.0	0.0	1	0	0	0	0	0	0	0	0	0
Total	956	645	311	42.0	309.0	226	69	16	128	24t	2	83	10	4	30t

TITANS SPECIAL TEAMS STATISTICS

PLAYER	TACKLES			FUMBLES		BLOCKS		
	Tot	Solo	Asst	FF	FR	PAT	FG	PUNT
Farley, Matthias	11	8	3	0	0	0	0	0
Dzubnar, Nick	11	5	6	0	0	0	0	0
Cole, Dylan	10	8	2	1	0	0	0	0
Adeniyi, Ola	10	6	4	0	0	0	0	0
Rice, Monty	6	2	4	0	0	0	0	0
Cruikshank, Dane	5	3	2	1	0	0	0	0
Jones, Joe	5	2	3	0	0	0	0	0
McMath, Racey	4	0	4	0	0	0	0	0
Westbrook-Ikhine, Nick	3	1	2	0	0	0	0	0
Blasingame, Khari	2	2	0	0	0	0	0	0
Carter, Tory	2	2	0	0	1	0	0	0
Molden, Elijah	2	1	1	0	0	0	0	0
Borders, Breon	1	1	0	0	0	0	0	0
Cox, Morgan	1	1	0	0	0	0	0	0
Cunningham, Zach	1	1	0	0	0	0	0	0
Jackson, Chris	1	1	0	0	0	0	0	0
Johnson, Marcus	1	1	0	0	0	0	0	0
Townsend, Johnny	1	1	0	0	0	0	0	0
Jones, Chris	1	0	1	0	0	0	0	0
Pruitt, MyCole	1	0	1	0	0	0	0	0
Roberson, Derick	1	0	1	0	0	0	0	0
Autry, Denico	0	0	0	0	0	0	1	0
Rogers, Chester	0	0	0	0	3	0	0	0
TEAM TOTALS:	80	46	34	2	4	0	1	0

MISCELLANEOUS STATISTICS

PLAYER	TACKLES			FUMBLES	
	Tot	Solo	Asst	FF	FR
Hilliard, Dontrell	3	2	1	0	1
Tannehill, Ryan	3	2	1	0	1
Brown, A.J.	2	2	0	0	1
Jones, Julio	2	2	0	0	0
Quessenberry, David	2	2	0	1	0
Swaim, Geoff	2	2	0	0	0
Davis, Nate	1	1	0	0	0
Firkser, Anthony	1	1	0	0	3
Fitzpatrick, Dez	1	1	0	0	0
McMath, Racey	1	1	0	0	0
McNichols, Jeremy	1	1	0	0	0
Radunz, Dillon	1	1	0	0	0
Brewer, Aaron	0	0	0	0	1
Foreman, D'Onta	0	0	0	0	1
Henry, Derrick	0	0	0	0	1
Jones, Ben	0	0	0	0	1
Lewan, Taylor	0	0	0	0	1
Peterson, Adrian	0	0	0	0	1
TEAM TOTALS:	20	18	2	1	12

Legend:	Tot Total Tackles	Int Interceptions
	Solo Unassisted Tackles	Yds Interception Return Yards
	Asst Assisted Tackles	TD Interceptions Return Touchdowns
	Sk Quarterback Sacks	PD Passes Defensed
	Yds Yards Lost on Sack	FF Forced Fumble
	QB Quarterback Pressure	FR Fumble Recoveries
	TFL Tackle for Loss	Yds Yards on Fumble Returns

2022 TAMPA BAY BUCCANEERS PRESEASON STATISTICS



<p>WON 0, LOST 1</p> <p>08/13 L 24-26 Miami 68,841</p> <p>08/20 at Tennessee</p> <p>08/27 at Indianapolis</p> <table border="0" style="width: 100%; margin-top: 10px;"> <tr> <td style="width: 30%;"></td> <td style="width: 15%; text-align: center;">T.B.</td> <td style="width: 15%; text-align: center;">Opp.</td> <td style="width: 30%;"></td> </tr> <tr> <td>TOTAL FIRST DOWNS</td> <td style="text-align: center;">22</td> <td style="text-align: center;">12</td> <td></td> </tr> <tr> <td> Rushing</td> <td style="text-align: center;">5</td> <td style="text-align: center;">3</td> <td></td> </tr> <tr> <td> Passing</td> <td style="text-align: center;">15</td> <td style="text-align: center;">9</td> <td></td> </tr> <tr> <td> Penalty</td> <td style="text-align: center;">2</td> <td style="text-align: center;">0</td> <td></td> </tr> <tr> <td> 3rd Down: Made/Att</td> <td style="text-align: center;">6/13</td> <td style="text-align: center;">2/10</td> <td></td> </tr> <tr> <td> 3rd Down Pct.</td> <td style="text-align: center;">46.2</td> <td style="text-align: center;">20.0</td> <td></td> </tr> <tr> <td> 4th Down: Made/Att</td> <td style="text-align: center;">1/1</td> <td style="text-align: center;">0/0</td> <td></td> </tr> <tr> <td> 4th Down Pct.</td> <td style="text-align: center;">100.0</td> <td style="text-align: center;">0.0</td> <td></td> </tr> <tr> <td>POSSESSION AVG.</td> <td style="text-align: center;">34:02</td> <td style="text-align: center;">25:58</td> <td></td> </tr> <tr> <td>TOTAL NET YARDS</td> <td style="text-align: center;">389</td> <td style="text-align: center;">242</td> <td></td> </tr> <tr> <td> Avg. Per Game</td> <td style="text-align: center;">389.0</td> <td style="text-align: center;">242.0</td> <td></td> </tr> <tr> <td> Total Plays</td> <td style="text-align: center;">71</td> <td style="text-align: center;">45</td> <td></td> </tr> <tr> <td> Avg. Per Play</td> <td style="text-align: center;">5.5</td> <td style="text-align: center;">5.4</td> <td></td> </tr> <tr> <td>NET YARDS RUSHING</td> <td style="text-align: center;">88</td> <td style="text-align: center;">49</td> <td></td> </tr> <tr> <td> Avg. Per Game</td> <td style="text-align: center;">88.0</td> <td style="text-align: center;">49.0</td> <td></td> </tr> <tr> <td> Total Rushes</td> <td style="text-align: center;">31</td> <td style="text-align: center;">14</td> <td></td> </tr> <tr> <td>NET YARDS PASSING</td> <td style="text-align: center;">301</td> <td style="text-align: center;">193</td> <td></td> </tr> <tr> <td> Avg. Per Game</td> <td style="text-align: center;">301.0</td> <td style="text-align: center;">193.0</td> <td></td> </tr> <tr> <td> Sacked/Yards Lost</td> <td style="text-align: center;">2/13</td> <td style="text-align: center;">3/25</td> <td></td> </tr> <tr> <td> Gross Yards</td> <td style="text-align: center;">314</td> <td style="text-align: center;">218</td> <td></td> </tr> <tr> <td> Att./Completions</td> <td style="text-align: center;">38/30</td> <td style="text-align: center;">28/20</td> <td></td> </tr> <tr> <td> Completion Pct.</td> <td style="text-align: center;">78.9</td> <td style="text-align: center;">71.4</td> <td></td> </tr> <tr> <td> Had Intercepted</td> <td style="text-align: center;">1</td> <td style="text-align: center;">0</td> <td></td> </tr> <tr> <td>PUNTS/AVERAGE</td> <td style="text-align: center;">4/45.5</td> <td style="text-align: center;">4/43.5</td> <td></td> </tr> <tr> <td>NET PUNTING AVG.</td> <td style="text-align: center;">4/37.8</td> <td style="text-align: center;">4/42.3</td> <td></td> </tr> <tr> <td>PENALTIES/YARDS</td> <td style="text-align: center;">4/34</td> <td style="text-align: center;">2/10</td> <td></td> </tr> <tr> <td>FUMBLES/BALL LOST</td> <td style="text-align: center;">1/1</td> <td style="text-align: center;">1/0</td> <td></td> </tr> <tr> <td>TOUCHDOWNS</td> <td style="text-align: center;">3</td> <td style="text-align: center;">2</td> <td></td> </tr> <tr> <td> Rushing</td> <td style="text-align: center;">1</td> <td style="text-align: center;">0</td> <td></td> </tr> <tr> <td> Passing</td> <td style="text-align: center;">2</td> <td style="text-align: center;">1</td> <td></td> </tr> <tr> <td> Returns</td> <td style="text-align: center;">0</td> <td style="text-align: center;">1</td> <td></td> </tr> </table> <p>* SCORE BY PERIODS</p> <table border="0" style="width: 100%; margin-top: 5px;"> <tr> <td></td> <td style="text-align: center;">Q1</td> <td style="text-align: center;">Q2</td> <td style="text-align: center;">Q3</td> <td style="text-align: center;">Q4</td> <td style="text-align: center;">OT</td> <td style="text-align: center;">PTS</td> </tr> <tr> <td>TEAM</td> <td style="text-align: center;">7</td> <td style="text-align: center;">7</td> <td style="text-align: center;">10</td> <td style="text-align: center;">0</td> <td style="text-align: center;">0</td> <td style="text-align: center;">24</td> </tr> <tr> <td>OPPONENTS</td> <td style="text-align: center;">3</td> <td style="text-align: center;">17</td> <td style="text-align: center;">3</td> <td style="text-align: center;">3</td> <td style="text-align: center;">0</td> <td style="text-align: center;">26</td> </tr> </table> <p>* SCORING</p> <table border="0" style="width: 100%; margin-top: 5px;"> <tr> <td></td> <td style="text-align: center;">TD</td> <td style="text-align: center;">Ru</td> <td style="text-align: center;">Pa</td> <td style="text-align: center;">Rt</td> <td style="text-align: center;">K</td> <td style="text-align: center;">PAT</td> <td style="text-align: center;">FG</td> <td style="text-align: center;">S</td> <td style="text-align: center;">PTS</td> </tr> <tr> <td>Borregales</td> <td style="text-align: center;">0</td> <td style="text-align: center;">0</td> <td style="text-align: center;">0</td> <td style="text-align: center;">0</td> <td style="text-align: center;">3/3</td> <td style="text-align: center;">1/2</td> <td style="text-align: center;">0</td> <td style="text-align: center;">6</td> <td style="text-align: center;">6</td> </tr> <tr> <td>Darden</td> <td style="text-align: center;">1</td> <td style="text-align: center;">0</td> <td style="text-align: center;">1</td> <td style="text-align: center;">0</td> <td style="text-align: center;"></td> <td style="text-align: center;"></td> <td style="text-align: center;"></td> <td style="text-align: center;"></td> <td style="text-align: center;">6</td> </tr> <tr> <td>Sterns</td> <td style="text-align: center;">1</td> <td style="text-align: center;">0</td> <td style="text-align: center;">1</td> <td style="text-align: center;">0</td> <td style="text-align: center;"></td> <td style="text-align: center;"></td> <td style="text-align: center;"></td> <td style="text-align: center;"></td> <td style="text-align: center;">6</td> </tr> <tr> <td>Vaughn</td> <td style="text-align: center;">1</td> <td style="text-align: center;">1</td> <td style="text-align: center;">0</td> <td style="text-align: center;">0</td> <td style="text-align: center;"></td> <td style="text-align: center;"></td> <td style="text-align: center;"></td> <td style="text-align: center;"></td> <td style="text-align: center;">6</td> </tr> <tr> <td>TEAM</td> <td style="text-align: center;">3</td> <td style="text-align: center;">1</td> <td style="text-align: center;">2</td> <td style="text-align: center;">0</td> <td style="text-align: center;">3/3</td> <td style="text-align: center;">1/2</td> <td style="text-align: center;">0</td> <td style="text-align: center;">24</td> <td style="text-align: center;">24</td> </tr> <tr> <td>OPPONENTS</td> <td style="text-align: center;">2</td> <td style="text-align: center;">0</td> <td style="text-align: center;">1</td> <td style="text-align: center;">1</td> <td style="text-align: center;">2/2</td> <td style="text-align: center;">4/4</td> <td style="text-align: center;">0</td> <td style="text-align: center;">26</td> <td style="text-align: center;">26</td> </tr> </table> <p>2-Pt Conv: TM 0-0, OPP 0-0</p> <p>SACKS: Gill 1, Nelson 1, O'Connor 1, TM 3, OPP 2</p> <p>FUM/LOST: Trask 1/1</p>		T.B.	Opp.		TOTAL FIRST DOWNS	22	12		Rushing	5	3		Passing	15	9		Penalty	2	0		3rd Down: Made/Att	6/13	2/10		3rd Down Pct.	46.2	20.0		4th Down: Made/Att	1/1	0/0		4th Down Pct.	100.0	0.0		POSSESSION AVG.	34:02	25:58		TOTAL NET YARDS	389	242		Avg. Per Game	389.0	242.0		Total Plays	71	45		Avg. Per Play	5.5	5.4		NET YARDS RUSHING	88	49		Avg. Per Game	88.0	49.0		Total Rushes	31	14		NET YARDS PASSING	301	193		Avg. Per Game	301.0	193.0		Sacked/Yards Lost	2/13	3/25		Gross Yards	314	218		Att./Completions	38/30	28/20		Completion Pct.	78.9	71.4		Had Intercepted	1	0		PUNTS/AVERAGE	4/45.5	4/43.5		NET PUNTING AVG.	4/37.8	4/42.3		PENALTIES/YARDS	4/34	2/10		FUMBLES/BALL LOST	1/1	1/0		TOUCHDOWNS	3	2		Rushing	1	0		Passing	2	1		Returns	0	1			Q1	Q2	Q3	Q4	OT	PTS	TEAM	7	7	10	0	0	24	OPPONENTS	3	17	3	3	0	26		TD	Ru	Pa	Rt	K	PAT	FG	S	PTS	Borregales	0	0	0	0	3/3	1/2	0	6	6	Darden	1	0	1	0					6	Sterns	1	0	1	0					6	Vaughn	1	1	0	0					6	TEAM	3	1	2	0	3/3	1/2	0	24	24	OPPONENTS	2	0	1	1	2/2	4/4	0	26	26	<p>* RUSHING</p> <table border="0" style="width: 100%; margin-top: 5px;"> <tr> <td></td> <td style="text-align: center;">No.</td> <td style="text-align: center;">Yds</td> <td style="text-align: center;">Avg</td> <td style="text-align: center;">Long</td> <td style="text-align: center;">TD</td> </tr> <tr> <td>R. White</td> <td style="text-align: center;">7</td> <td style="text-align: center;">32</td> <td style="text-align: center;">4.6</td> <td style="text-align: center;">12</td> <td style="text-align: center;">0</td> </tr> <tr> <td>Bernard</td> <td style="text-align: center;">7</td> <td style="text-align: center;">19</td> <td style="text-align: center;">2.7</td> <td style="text-align: center;">8</td> <td style="text-align: center;">0</td> </tr> <tr> <td>Vaughn</td> <td style="text-align: center;">10</td> <td style="text-align: center;">19</td> <td style="text-align: center;">1.9</td> <td style="text-align: center;">5</td> <td style="text-align: center;">1</td> </tr> <tr> <td>Barner</td> <td style="text-align: center;">7</td> <td style="text-align: center;">18</td> <td style="text-align: center;">2.6</td> <td style="text-align: center;">11</td> <td style="text-align: center;">0</td> </tr> <tr> <td>TEAM</td> <td style="text-align: center;">31</td> <td style="text-align: center;">88</td> <td style="text-align: center;">2.8</td> <td style="text-align: center;">12</td> <td style="text-align: center;">1</td> </tr> <tr> <td>OPPONENTS</td> <td style="text-align: center;">14</td> <td style="text-align: center;">49</td> <td style="text-align: center;">3.5</td> <td style="text-align: center;">21</td> <td style="text-align: center;">0</td> </tr> </table> <p>* RECEIVING</p> <table border="0" style="width: 100%; margin-top: 5px;"> <tr> <td></td> <td style="text-align: center;">No.</td> <td style="text-align: center;">Yds</td> <td style="text-align: center;">Avg</td> <td style="text-align: center;">Long</td> <td style="text-align: center;">TD</td> </tr> <tr> <td>T. Johnson</td> <td style="text-align: center;">6</td> <td style="text-align: center;">73</td> <td style="text-align: center;">12.2</td> <td style="text-align: center;">22</td> <td style="text-align: center;">0</td> </tr> <tr> <td>Geiger</td> <td style="text-align: center;">4</td> <td style="text-align: center;">52</td> <td style="text-align: center;">13.0</td> <td style="text-align: center;">26</td> <td style="text-align: center;">0</td> </tr> <tr> <td>Sterns</td> <td style="text-align: center;">4</td> <td style="text-align: center;">51</td> <td style="text-align: center;">12.8</td> <td style="text-align: center;">20</td> <td style="text-align: center;">1</td> </tr> <tr> <td>Howland</td> <td style="text-align: center;">3</td> <td style="text-align: center;">42</td> <td style="text-align: center;">14.0</td> <td style="text-align: center;">29</td> <td style="text-align: center;">0</td> </tr> <tr> <td>Vaughn</td> <td style="text-align: center;">2</td> <td style="text-align: center;">22</td> <td style="text-align: center;">11.0</td> <td style="text-align: center;">15</td> <td style="text-align: center;">0</td> </tr> <tr> <td>Barner</td> <td style="text-align: center;">2</td> <td style="text-align: center;">13</td> <td style="text-align: center;">6.5</td> <td style="text-align: center;">9</td> <td style="text-align: center;">0</td> </tr> <tr> <td>R. White</td> <td style="text-align: center;">2</td> <td style="text-align: center;">13</td> <td style="text-align: center;">6.5</td> <td style="text-align: center;">13</td> <td style="text-align: center;">0</td> </tr> <tr> <td>Thompkins</td> <td style="text-align: center;">2</td> <td style="text-align: center;">11</td> <td style="text-align: center;">5.5</td> <td style="text-align: center;">16</td> <td style="text-align: center;">0</td> </tr> <tr> <td>Darden</td> <td style="text-align: center;">1</td> <td style="text-align: center;">23</td> <td style="text-align: center;">23.0</td> <td style="text-align: center;">23t</td> <td style="text-align: center;">1</td> </tr> <tr> <td>Otton</td> <td style="text-align: center;">1</td> <td style="text-align: center;">10</td> <td style="text-align: center;">10.0</td> <td style="text-align: center;">10</td> <td style="text-align: center;">0</td> </tr> <tr> <td>Howard</td> <td style="text-align: center;">1</td> <td style="text-align: center;">6</td> <td style="text-align: center;">6.0</td> <td style="text-align: center;">6</td> <td style="text-align: center;">0</td> </tr> <tr> <td>V. Smith</td> <td style="text-align: center;">1</td> <td style="text-align: center;">2</td> <td style="text-align: center;">2.0</td> <td style="text-align: center;">2</td> <td style="text-align: center;">0</td> </tr> <tr> <td>Bernard</td> <td style="text-align: center;">1</td> <td style="text-align: center;">-4</td> <td style="text-align: center;">-4.0</td> <td style="text-align: center;">-4</td> <td style="text-align: center;">0</td> </tr> <tr> <td>TEAM</td> <td style="text-align: center;">30</td> <td style="text-align: center;">314</td> <td style="text-align: center;">10.5</td> <td style="text-align: center;">29</td> <td style="text-align: center;">2</td> </tr> <tr> <td>OPPONENTS</td> <td style="text-align: center;">20</td> <td style="text-align: center;">218</td> <td style="text-align: center;">10.9</td> <td style="text-align: center;">33</td> <td style="text-align: center;">1</td> </tr> </table> <p>* INTERCEPTIONS</p> <table border="0" style="width: 100%; margin-top: 5px;"> <tr> <td></td> <td style="text-align: center;">No.</td> <td style="text-align: center;">Yds</td> <td style="text-align: center;">Avg</td> <td style="text-align: center;">Long</td> <td style="text-align: center;">TD</td> </tr> <tr> <td>TEAM</td> <td style="text-align: center;">0</td> <td style="text-align: center;">0</td> <td style="text-align: center;">---</td> <td style="text-align: center;">---</td> <td style="text-align: center;">0</td> </tr> <tr> <td>OPPONENTS</td> <td style="text-align: center;">1</td> <td style="text-align: center;">0</td> <td style="text-align: center;">0.0</td> <td style="text-align: center;">0</td> <td style="text-align: center;">0</td> </tr> </table> <p>* PUNTING</p> <table border="0" style="width: 100%; margin-top: 5px;"> <tr> <td></td> <td style="text-align: center;">No.</td> <td style="text-align: center;">Yds</td> <td style="text-align: center;">Avg</td> <td style="text-align: center;">Net</td> <td style="text-align: center;">TB</td> <td style="text-align: center;">In</td> <td style="text-align: center;">Lg</td> <td style="text-align: center;">B</td> </tr> <tr> <td>Camarda</td> <td style="text-align: center;">4</td> <td style="text-align: center;">182</td> <td style="text-align: center;">45.5</td> <td style="text-align: center;">37.8</td> <td style="text-align: center;">0</td> <td style="text-align: center;">1</td> <td style="text-align: center;">51</td> <td style="text-align: center;">0</td> </tr> <tr> <td>TEAM</td> <td style="text-align: center;">4</td> <td style="text-align: center;">182</td> <td style="text-align: center;">45.5</td> <td style="text-align: center;">37.8</td> <td style="text-align: center;">0</td> <td style="text-align: center;">1</td> <td style="text-align: center;">51</td> <td style="text-align: center;">0</td> </tr> <tr> <td>OPPONENTS</td> <td style="text-align: center;">4</td> <td style="text-align: center;">174</td> <td style="text-align: center;">43.5</td> <td style="text-align: center;">42.3</td> <td style="text-align: center;">0</td> <td style="text-align: center;">3</td> <td style="text-align: center;">48</td> <td style="text-align: center;">0</td> </tr> </table> <p>* PUNT RETURNS</p> <table border="0" style="width: 100%; margin-top: 5px;"> <tr> <td></td> <td style="text-align: center;">Ret</td> <td style="text-align: center;">FC</td> <td style="text-align: center;">Yds</td> <td style="text-align: center;">Avg</td> <td style="text-align: center;">Long</td> <td style="text-align: center;">TD</td> </tr> <tr> <td>Geiger</td> <td style="text-align: center;">1</td> <td style="text-align: center;">0</td> <td style="text-align: center;">0</td> <td style="text-align: center;">0.0</td> <td style="text-align: center;">0</td> <td style="text-align: center;">0</td> </tr> <tr> <td>Thompkins</td> <td style="text-align: center;">1</td> <td style="text-align: center;">1</td> <td style="text-align: center;">5</td> <td style="text-align: center;">5.0</td> <td style="text-align: center;">5</td> <td style="text-align: center;">0</td> </tr> <tr> <td>TEAM</td> <td style="text-align: center;">2</td> <td style="text-align: center;">1</td> <td style="text-align: center;">5</td> <td style="text-align: center;">2.5</td> <td style="text-align: center;">5</td> <td style="text-align: center;">0</td> </tr> <tr> <td>OPPONENTS</td> <td style="text-align: center;">3</td> <td style="text-align: center;">1</td> <td style="text-align: center;">31</td> <td style="text-align: center;">10.3</td> <td style="text-align: center;">18</td> <td style="text-align: center;">0</td> </tr> </table> <p>* KICKOFF RETURNS</p> <table border="0" style="width: 100%; margin-top: 5px;"> <tr> <td></td> <td style="text-align: center;">No.</td> <td style="text-align: center;">Yds</td> <td style="text-align: center;">Avg</td> <td style="text-align: center;">Long</td> <td style="text-align: center;">TD</td> </tr> <tr> <td>R. White</td> <td style="text-align: center;">2</td> <td style="text-align: center;">43</td> <td style="text-align: center;">21.5</td> <td style="text-align: center;">26</td> <td style="text-align: center;">0</td> </tr> <tr> <td>Thompkins</td> <td style="text-align: center;">1</td> <td style="text-align: center;">17</td> <td style="text-align: center;">17.0</td> <td style="text-align: center;">17</td> <td style="text-align: center;">0</td> </tr> <tr> <td>TEAM</td> <td style="text-align: center;">3</td> <td style="text-align: center;">60</td> <td style="text-align: center;">20.0</td> <td style="text-align: center;">26</td> <td style="text-align: center;">0</td> </tr> <tr> <td>OPPONENTS</td> <td style="text-align: center;">2</td> <td style="text-align: center;">46</td> <td style="text-align: center;">23.0</td> <td style="text-align: center;">26</td> <td style="text-align: center;">0</td> </tr> </table> <p>* FIELD GOALS</p> <table border="0" style="width: 100%; margin-top: 5px;"> <tr> <td></td> <td style="text-align: center;">1-19</td> <td style="text-align: center;">20-29</td> <td style="text-align: center;">30-39</td> <td style="text-align: center;">40-49</td> <td style="text-align: center;">50+</td> </tr> <tr> <td>Borregales</td> <td style="text-align: center;">0/0</td> <td style="text-align: center;">0/0</td> <td style="text-align: center;">0/0</td> <td style="text-align: center;">0/1</td> <td style="text-align: center;">1/1</td> </tr> <tr> <td>TEAM</td> <td style="text-align: center;">0/0</td> <td style="text-align: center;">0/0</td> <td style="text-align: center;">0/0</td> <td style="text-align: center;">0/1</td> <td style="text-align: center;">1/1</td> </tr> <tr> <td>OPPONENTS</td> <td style="text-align: center;">0/0</td> <td style="text-align: center;">1/1</td> <td style="text-align: center;">1/1</td> <td style="text-align: center;">0/0</td> <td style="text-align: center;">2/2</td> </tr> </table> <p>Borregales: (55G,49N) TM: (55G,49N) OPP: (33G,52G,23G,53G)</p>		No.	Yds	Avg	Long	TD	R. White	7	32	4.6	12	0	Bernard	7	19	2.7	8	0	Vaughn	10	19	1.9	5	1	Barner	7	18	2.6	11	0	TEAM	31	88	2.8	12	1	OPPONENTS	14	49	3.5	21	0		No.	Yds	Avg	Long	TD	T. Johnson	6	73	12.2	22	0	Geiger	4	52	13.0	26	0	Sterns	4	51	12.8	20	1	Howland	3	42	14.0	29	0	Vaughn	2	22	11.0	15	0	Barner	2	13	6.5	9	0	R. White	2	13	6.5	13	0	Thompkins	2	11	5.5	16	0	Darden	1	23	23.0	23t	1	Otton	1	10	10.0	10	0	Howard	1	6	6.0	6	0	V. Smith	1	2	2.0	2	0	Bernard	1	-4	-4.0	-4	0	TEAM	30	314	10.5	29	2	OPPONENTS	20	218	10.9	33	1		No.	Yds	Avg	Long	TD	TEAM	0	0	---	---	0	OPPONENTS	1	0	0.0	0	0		No.	Yds	Avg	Net	TB	In	Lg	B	Camarda	4	182	45.5	37.8	0	1	51	0	TEAM	4	182	45.5	37.8	0	1	51	0	OPPONENTS	4	174	43.5	42.3	0	3	48	0		Ret	FC	Yds	Avg	Long	TD	Geiger	1	0	0	0.0	0	0	Thompkins	1	1	5	5.0	5	0	TEAM	2	1	5	2.5	5	0	OPPONENTS	3	1	31	10.3	18	0		No.	Yds	Avg	Long	TD	R. White	2	43	21.5	26	0	Thompkins	1	17	17.0	17	0	TEAM	3	60	20.0	26	0	OPPONENTS	2	46	23.0	26	0		1-19	20-29	30-39	40-49	50+	Borregales	0/0	0/0	0/0	0/1	1/1	TEAM	0/0	0/0	0/0	0/1	1/1	OPPONENTS	0/0	1/1	1/1	0/0	2/2
	T.B.	Opp.																																																																																																																																																																																																																																																																																																																																																																																																																																																																																																																			
TOTAL FIRST DOWNS	22	12																																																																																																																																																																																																																																																																																																																																																																																																																																																																																																																			
Rushing	5	3																																																																																																																																																																																																																																																																																																																																																																																																																																																																																																																			
Passing	15	9																																																																																																																																																																																																																																																																																																																																																																																																																																																																																																																			
Penalty	2	0																																																																																																																																																																																																																																																																																																																																																																																																																																																																																																																			
3rd Down: Made/Att	6/13	2/10																																																																																																																																																																																																																																																																																																																																																																																																																																																																																																																			
3rd Down Pct.	46.2	20.0																																																																																																																																																																																																																																																																																																																																																																																																																																																																																																																			
4th Down: Made/Att	1/1	0/0																																																																																																																																																																																																																																																																																																																																																																																																																																																																																																																			
4th Down Pct.	100.0	0.0																																																																																																																																																																																																																																																																																																																																																																																																																																																																																																																			
POSSESSION AVG.	34:02	25:58																																																																																																																																																																																																																																																																																																																																																																																																																																																																																																																			
TOTAL NET YARDS	389	242																																																																																																																																																																																																																																																																																																																																																																																																																																																																																																																			
Avg. Per Game	389.0	242.0																																																																																																																																																																																																																																																																																																																																																																																																																																																																																																																			
Total Plays	71	45																																																																																																																																																																																																																																																																																																																																																																																																																																																																																																																			
Avg. Per Play	5.5	5.4																																																																																																																																																																																																																																																																																																																																																																																																																																																																																																																			
NET YARDS RUSHING	88	49																																																																																																																																																																																																																																																																																																																																																																																																																																																																																																																			
Avg. Per Game	88.0	49.0																																																																																																																																																																																																																																																																																																																																																																																																																																																																																																																			
Total Rushes	31	14																																																																																																																																																																																																																																																																																																																																																																																																																																																																																																																			
NET YARDS PASSING	301	193																																																																																																																																																																																																																																																																																																																																																																																																																																																																																																																			
Avg. Per Game	301.0	193.0																																																																																																																																																																																																																																																																																																																																																																																																																																																																																																																			
Sacked/Yards Lost	2/13	3/25																																																																																																																																																																																																																																																																																																																																																																																																																																																																																																																			
Gross Yards	314	218																																																																																																																																																																																																																																																																																																																																																																																																																																																																																																																			
Att./Completions	38/30	28/20																																																																																																																																																																																																																																																																																																																																																																																																																																																																																																																			
Completion Pct.	78.9	71.4																																																																																																																																																																																																																																																																																																																																																																																																																																																																																																																			
Had Intercepted	1	0																																																																																																																																																																																																																																																																																																																																																																																																																																																																																																																			
PUNTS/AVERAGE	4/45.5	4/43.5																																																																																																																																																																																																																																																																																																																																																																																																																																																																																																																			
NET PUNTING AVG.	4/37.8	4/42.3																																																																																																																																																																																																																																																																																																																																																																																																																																																																																																																			
PENALTIES/YARDS	4/34	2/10																																																																																																																																																																																																																																																																																																																																																																																																																																																																																																																			
FUMBLES/BALL LOST	1/1	1/0																																																																																																																																																																																																																																																																																																																																																																																																																																																																																																																			
TOUCHDOWNS	3	2																																																																																																																																																																																																																																																																																																																																																																																																																																																																																																																			
Rushing	1	0																																																																																																																																																																																																																																																																																																																																																																																																																																																																																																																			
Passing	2	1																																																																																																																																																																																																																																																																																																																																																																																																																																																																																																																			
Returns	0	1																																																																																																																																																																																																																																																																																																																																																																																																																																																																																																																			
	Q1	Q2	Q3	Q4	OT	PTS																																																																																																																																																																																																																																																																																																																																																																																																																																																																																																															
TEAM	7	7	10	0	0	24																																																																																																																																																																																																																																																																																																																																																																																																																																																																																																															
OPPONENTS	3	17	3	3	0	26																																																																																																																																																																																																																																																																																																																																																																																																																																																																																																															
	TD	Ru	Pa	Rt	K	PAT	FG	S	PTS																																																																																																																																																																																																																																																																																																																																																																																																																																																																																																												
Borregales	0	0	0	0	3/3	1/2	0	6	6																																																																																																																																																																																																																																																																																																																																																																																																																																																																																																												
Darden	1	0	1	0					6																																																																																																																																																																																																																																																																																																																																																																																																																																																																																																												
Sterns	1	0	1	0					6																																																																																																																																																																																																																																																																																																																																																																																																																																																																																																												
Vaughn	1	1	0	0					6																																																																																																																																																																																																																																																																																																																																																																																																																																																																																																												
TEAM	3	1	2	0	3/3	1/2	0	24	24																																																																																																																																																																																																																																																																																																																																																																																																																																																																																																												
OPPONENTS	2	0	1	1	2/2	4/4	0	26	26																																																																																																																																																																																																																																																																																																																																																																																																																																																																																																												
	No.	Yds	Avg	Long	TD																																																																																																																																																																																																																																																																																																																																																																																																																																																																																																																
R. White	7	32	4.6	12	0																																																																																																																																																																																																																																																																																																																																																																																																																																																																																																																
Bernard	7	19	2.7	8	0																																																																																																																																																																																																																																																																																																																																																																																																																																																																																																																
Vaughn	10	19	1.9	5	1																																																																																																																																																																																																																																																																																																																																																																																																																																																																																																																
Barner	7	18	2.6	11	0																																																																																																																																																																																																																																																																																																																																																																																																																																																																																																																
TEAM	31	88	2.8	12	1																																																																																																																																																																																																																																																																																																																																																																																																																																																																																																																
OPPONENTS	14	49	3.5	21	0																																																																																																																																																																																																																																																																																																																																																																																																																																																																																																																
	No.	Yds	Avg	Long	TD																																																																																																																																																																																																																																																																																																																																																																																																																																																																																																																
T. Johnson	6	73	12.2	22	0																																																																																																																																																																																																																																																																																																																																																																																																																																																																																																																
Geiger	4	52	13.0	26	0																																																																																																																																																																																																																																																																																																																																																																																																																																																																																																																
Sterns	4	51	12.8	20	1																																																																																																																																																																																																																																																																																																																																																																																																																																																																																																																
Howland	3	42	14.0	29	0																																																																																																																																																																																																																																																																																																																																																																																																																																																																																																																
Vaughn	2	22	11.0	15	0																																																																																																																																																																																																																																																																																																																																																																																																																																																																																																																
Barner	2	13	6.5	9	0																																																																																																																																																																																																																																																																																																																																																																																																																																																																																																																
R. White	2	13	6.5	13	0																																																																																																																																																																																																																																																																																																																																																																																																																																																																																																																
Thompkins	2	11	5.5	16	0																																																																																																																																																																																																																																																																																																																																																																																																																																																																																																																
Darden	1	23	23.0	23t	1																																																																																																																																																																																																																																																																																																																																																																																																																																																																																																																
Otton	1	10	10.0	10	0																																																																																																																																																																																																																																																																																																																																																																																																																																																																																																																
Howard	1	6	6.0	6	0																																																																																																																																																																																																																																																																																																																																																																																																																																																																																																																
V. Smith	1	2	2.0	2	0																																																																																																																																																																																																																																																																																																																																																																																																																																																																																																																
Bernard	1	-4	-4.0	-4	0																																																																																																																																																																																																																																																																																																																																																																																																																																																																																																																
TEAM	30	314	10.5	29	2																																																																																																																																																																																																																																																																																																																																																																																																																																																																																																																
OPPONENTS	20	218	10.9	33	1																																																																																																																																																																																																																																																																																																																																																																																																																																																																																																																
	No.	Yds	Avg	Long	TD																																																																																																																																																																																																																																																																																																																																																																																																																																																																																																																
TEAM	0	0	---	---	0																																																																																																																																																																																																																																																																																																																																																																																																																																																																																																																
OPPONENTS	1	0	0.0	0	0																																																																																																																																																																																																																																																																																																																																																																																																																																																																																																																
	No.	Yds	Avg	Net	TB	In	Lg	B																																																																																																																																																																																																																																																																																																																																																																																																																																																																																																													
Camarda	4	182	45.5	37.8	0	1	51	0																																																																																																																																																																																																																																																																																																																																																																																																																																																																																																													
TEAM	4	182	45.5	37.8	0	1	51	0																																																																																																																																																																																																																																																																																																																																																																																																																																																																																																													
OPPONENTS	4	174	43.5	42.3	0	3	48	0																																																																																																																																																																																																																																																																																																																																																																																																																																																																																																													
	Ret	FC	Yds	Avg	Long	TD																																																																																																																																																																																																																																																																																																																																																																																																																																																																																																															
Geiger	1	0	0	0.0	0	0																																																																																																																																																																																																																																																																																																																																																																																																																																																																																																															
Thompkins	1	1	5	5.0	5	0																																																																																																																																																																																																																																																																																																																																																																																																																																																																																																															
TEAM	2	1	5	2.5	5	0																																																																																																																																																																																																																																																																																																																																																																																																																																																																																																															
OPPONENTS	3	1	31	10.3	18	0																																																																																																																																																																																																																																																																																																																																																																																																																																																																																																															
	No.	Yds	Avg	Long	TD																																																																																																																																																																																																																																																																																																																																																																																																																																																																																																																
R. White	2	43	21.5	26	0																																																																																																																																																																																																																																																																																																																																																																																																																																																																																																																
Thompkins	1	17	17.0	17	0																																																																																																																																																																																																																																																																																																																																																																																																																																																																																																																
TEAM	3	60	20.0	26	0																																																																																																																																																																																																																																																																																																																																																																																																																																																																																																																
OPPONENTS	2	46	23.0	26	0																																																																																																																																																																																																																																																																																																																																																																																																																																																																																																																
	1-19	20-29	30-39	40-49	50+																																																																																																																																																																																																																																																																																																																																																																																																																																																																																																																
Borregales	0/0	0/0	0/0	0/1	1/1																																																																																																																																																																																																																																																																																																																																																																																																																																																																																																																
TEAM	0/0	0/0	0/0	0/1	1/1																																																																																																																																																																																																																																																																																																																																																																																																																																																																																																																
OPPONENTS	0/0	1/1	1/1	0/0	2/2																																																																																																																																																																																																																																																																																																																																																																																																																																																																																																																

* PASSING		Att	Cmp	Yds	Cmp%	Yds/Att	TD	TD%	Int	Int%	Long	Sack/Lost	Rating
Trask		33	25	258	75.8	7.82	1	3.0	1	3.0	29	2/13	95.3
Gabbert		5	5	56	100.0	11.20	1	20.0	0	0.0	23t	0/0	152.9
TEAM		38	30	314	78.9	8.26	2	5.3	1	2.6	29	2/13	107.7
OPPONENTS		28	20	218	71.4	7.79	1	3.6	0	0.0	33	3/25	106.0

GAME PREVIEW

TEAM NOTES

PLAYER NOTES

MEDIA

STATISTICS

ROSTERS

2021 TAMPA BAY BUCCANEERS REGULAR SEASON STATISTICS



WON 13, LOST 4			* RUSHING	No.	Yds	Avg	Long	TD
09/09 W 31-29	Dallas	65,566	Fournette	180	812	4.5	47t	8
09/19 W 48-25	Atlanta	63,694	R. Jones	101	428	4.2	30	4
09/26 L 24-34	at L.A. Rams	73,205	Vaughn	36	180	5.0	55t	2
10/03 W 19-17	at New England	65,878	Bell LG	39	101	2.6	12	2
10/10 W 45-17	Miami	65,570	Bell TM	8	18	2.3	7	0
10/14 W 28-22	at Philadelphia	69,796	Brady	28	81	2.9	13	2
10/24 W 38- 3	Chicago	65,635	Bernard	8	58	7.3	24	0
10/31 L 27-36	at New Orleans	69,170	S. Miller	2	43	21.5	33t	1
11/14 L 19-29	at Washington	52,128	Godwin	4	21	5.3	9	1
11/22 W 30-10	N.Y. Giants	65,643	Grayson	1	14	14.0	14	0
11/28 W 38-31	at Indianapolis	66,140	Darden	1	11	11.0	11	0
12/05 W 30-17	at Atlanta	69,366	Evans	1	10	10.0	10	0
12/12 W 33-27 OT	Buffalo	65,655	A. Brown	1	6	6.0	6	0
12/19 L 0- 9	New Orleans	65,744	Barner	4	0	0.0	1	0
12/26 W 32- 6	at Carolina	71,918	Perriman LG	1	-3	-3.0	-3	0
01/02 W 28-24	at N.Y. Jets	72,243	Perriman TM	1	-3	-3.0	-3	0
01/09 W 41-17	Carolina	65,473	Gabbert	9	-7	-8.0	0	0

TOTAL FIRST DOWNS	T.B.	Opp.	TEAM	No.	Yds	Avg	Long	TD
Rushing	404	344	OPONENTS	366	1573	4.3	55	11
Passing	106	94	* RECEIVING	No.	Yds	Avg	Long	TD
Penalty	273	214	Godwin	98	1103	11.3	44	5
3rd Down: Made/Att	25	36	Evans	74	1035	14.0	46	14
3rd Down Pct.	105/223	87/226	Fournette	69	454	6.6	23	2
4th Down: Made/Att	47.1	38.5	Gronkowski	55	802	14.6	42	6
4th Down Pct.	9/16	13/28	A. Brown	42	545	13.0	62t	4
POSSESSION AVG.	56.3	46.4	Johnson	36	360	10.0	31	0
TOTAL NET YARDS	30:21	29:39	Brate	30	245	8.2	18	4
Avg. Per Game	6901	5635	Bernard	23	123	5.3	32	3
Total Plays	405.9	331.5	Howard	14	135	9.6	21	1
Avg. Per Play	1139	1093	Perriman LG	11	167	15.2	58t	1
NET YARDS RUSHING	6.1	5.2	Perriman TM	11	167	15.2	58t	1
Avg. Per Game	1672	1573	Grayson	10	212	21.2	62	2
Total Rushes	98.4	92.5	R. Jones	10	64	6.4	15	0
NET YARDS PASSING	385	366	Darden	6	43	7.2	29	0
Avg. Per Game	5229	4062	S. Miller	5	38	7.6	13	0
Sacked/Yards Lost	307.6	238.9	Bell LG	5	30	6.0	15	1
Gross Yards	23/154	47/285	Bell TM	4	31	7.8	15	1
Att./Completions	5383	4347	Fells LG	4	43	10.8	24	0
Completion Pct.	731/492	680/445	Vaughn	4	26	6.5	8	0
Had Intercepted	12	17	Yelder TM	1	0	0.0	0	0
PUNTS/AVERAGE	62/42.0	70/44.6	TEAM	492	5383	10.9	62t	43
NET PUNTING AVG.	62/38.4	70/40.5	OPONENTS	445	4347	9.8	75t	26
PENALTIES/YARDS	97/874	79/635	* INTERCEPTIONS	No.	Yds	Avg	Long	TD
FUMBLES/BALL LOST	12/7	24/12	Edwards	3	46	15.3	31t	2
TOUCHDOWNS	63	39	Winfield	2	30	15.0	30	0
Rushing	18	11	Whitehead	2	24	12.0	17	0
Passing	43	26	Dean	2	6	3.0	6	0
Returns	2	2	Desir	2	0	0.0	0	0
			Delaney	1	26	26.0	26	0

* SCORE BY PERIODS	Q1	Q2	Q3	Q4	OT	PTS	C. Davis	No.	Yds	Avg	Net	TB	In	Lg	B	
TEAM	107	155	114	129	6	511	Adams	1	17	17.0	17	0				
OPONENTS	70	119	87	77	0	353	Barrett	1	3	3.0	3	0				
* SCORING	TD-Ru-Pa-Rt	K-PAT	FG	S	PTS	McLendon	1	0	0.0	0	0	0				
Succop	0	0	0	0	56/59	25/30	0	131	Sherman	1	0	0.0	0	0	0	
Evans	14	0	14	0	0	84	TEAM	17	177	10.4	31t	2				
Fournette	10	8	2	0	0	60	OPONENTS	12	201	16.8	66	2				
Godwin	6	1	5	0	0	36	* PUNTING	No.	Yds	Avg	Net	TB	In	Lg	B	
Gronkowski	6	0	6	0	0	36	Pinion	56	2378	42.5	38.9	2	23	65	0	
Brate	4	0	4	0	0	24	Hofrichter	6	227	37.8	34.2	0	3	45	0	
A. Brown	4	0	4	0	0	24	TEAM	62	2605	42.0	38.4	2	26	65	0	
R. Jones	4	4	0	0	0	24	OPONENTS	70	3124	44.6	40.5	2	31	63	0	
Bell LG	3	2	1	0	0	20	* PUNT RETURNS	Ret	FC	Yds	Avg	Long	TD			
Bell TM	1	0	1	0	0	8	Darden	19	5	142	7.5	43	0			
Bernard	3	0	3	0	0	18	Mickens TM	8	2	54	6.8	14	0			
Brady	2	2	0	0	0	12	Barner	6	1	47	7.8	20	0			
Edwards	2	0	0	2	0	12	Bernard	2	2	7	3.5	6	0			
Grayson	2	0	2	0	0	12	TEAM	35	10	250	7.1	43	0			
Vaughn	2	2	0	0	0	12	OPONENTS	23	21	184	8.0	34	0			
Howard	1	0	1	0	0	6	* KICKOFF RETURNS	No.	Yds	Avg	Long	TD				
S. Miller	1	1	0	0	0	6	Darden	18	359	19.9	34	0				
Perriman LG	1	0	1	0	0	6	Mickens TM	5	129	25.8	41	0				
Perriman TM	1	0	1	0	0	6	Bernard	3	53	17.7	19	0				
Pinion	0	0	0	0	0/ 1	0	Grayson	1	7	7.0	7	0				
TEAM	63	18	43	2	56/59	25/31	0	511	Johnson	1	10	10.0	10	0		
OPONENTS	39	11	26	2	34/36	27/31	0	353	S. Miller	1	19	19.0	19	0		
2-Pt Conv:	Bell(LG), Bell(TM), TM	1-3,							Vaughn	1	15	15.0	15	0		
OPP	2-3								TEAM	30	592	19.7	41	0		
SACKS:	Barrett 10, Suh 6, Nelson 5,								OPONENTS	25	669	26.8	72	0		
Gholston 4.5, Tryon-Shoyinka 4, Vea 4,									* FIELD GOALS	1-19	20-29	30-39	40-49	50+		
White 3.5, Pierre-Paul 2.5, David 2,									Succop	0/ 0	11/11	7/ 8	7/10	0/ 1		
Winfield 2, Gill 1.5, Minter 1, McLendon 0.5,									Pinion	0/ 0	0/ 0	0/ 0	0/ 0	0/ 1		
O'Connor 0.5, TM 47, OPP 23									TEAM	0/ 0	11/11	7/ 8	7/10	0/ 2		
									OPONENTS	0/ 0	14/14	7/ 8	5/ 6	1/ 3		

FUM/LOST: Brady 4/3, Godwin 2/2, R. Jones 2/2, Barrett 1/0, Bernard 1/0, Fournette 1/0, Jensen 1/0

Succop: (36G)() (55N,26G)(29G,36N,44G,27G,48G) (42G)() (43N,22G)() (25G,31G)(25G,40G,30G)(25G) (31G)(23G,24G)(45N)(36G,43G,21G,48G)(39G,27G) (39G,40G,46N)
 Pinion: ()()()() (60N)()()()()()()()()()()()
 OPP: (31N,35G,60N,21G,48G)(36G)(48G,26G)(27G,56N)(23G)(46N)(28G)(23G,35G,23G)(46G,28G,29G) (37G)(45G)(21G)(21G,25G)(39G,35G,42G)(24G,29G) (51G)(35G)

* PASSING	Att	Cmp	Yds	Cmp%	Yds/Att	TD	TD%	Int	Int%	Long	Sack/Lost	Rating
Brady	719	485	5316	67.5	7.39	43	6.0	12	1.7	62t	22/ 144	102.1
Gabbert	11	7	67	63.6	6.09	0	0.0	0	0.0	23	1/ 10	80.5
Fournette	1	0	0	0.0	0.00	0	0.0	0	0.0	---	0/ 0	39.6
TEAM	731	492	5383	67.3	7.36	43	5.9	12	1.6	62t	23/ 154	101.6
OPONENTS	680	445	4347	65.4	6.39	26	3.8	17	2.5	75t	47/ 285	85.6

REGULAR SEASON: THE LAST TIME THE TENNESSEE TITANS ...

GAMES WON

WON BY SCORING IN THE LAST TWO MINUTES OF REGULATION

By Titans—Randy Bullock 44-yard FG (0:04 remaining) vs. San Francisco, 12/23/21 (W)

By Opponents—Stephen Hauschka 46-yard field goal (0:00 remaining), at Buffalo, 10/7/18 (L)

WON OVERTIME GAME

By Titans—Tennessee 34, at Indianapolis 31, 10/31/21 (W)

By Opponents—at N.Y. Jets 27, Tennessee 24, 10/3/21 (L)

WON BY 20 OR MORE POINTS

By Titans—at Tennessee 34, Miami 3, 1/2/22 (W)

By Opponents—Tennessee 13, at New England 36, 11/28/21 (L)

WON BY SHUTOUT

By Titans—at Tennessee 20, Jacksonville 0, 12/12/21 (W)

By Opponents—at Denver 16, Tennessee 0, 10/13/19 (L)

TEAM SCORING

SCORED 50 POINTS

By Titans—*Never in Titans era (since 1999)*

By Oilers—Houston 58, vs. Cleveland 14, 12/9/90 (W)

By Opponents—at Houston 57, Tennessee 14, 10/1/17 (L)

SCORED 40 POINTS

By Titans—at Houston 38, Tennessee 41, 1/3/21 (W)

By Opponents—Tennessee 14, at Green Bay 40, 12/27/20 (L)

SCORED 20 POINTS IN A QUARTER

By Titans—21 points in second quarter, at Houston, 1/9/22 (W)

By Opponents—21 points in second quarter, at Seattle, 9/19/21 (W)

SCORED 30 POINTS IN A HALF

By Titans—35 points in first half, at Indianapolis, 11/29/20 (W)

By Opponents—38 points in first half, vs. Cleveland, 12/6/20 (L)

SCORED TOUCHDOWNS ON OFFENSE, DEFENSE AND SPECIAL TEAMS

By Titans—One rushing, two interception returns, two punt returns, vs. Jacksonville, 12/30/12 (W)

By Opponents—Four passing, one interception return, two punt returns, at Oakland, 9/29/02 (L)

SCORED A TOUCHDOWN ON FIRST OFFENSIVE POSSESSION

By Titans—D'Onta Foreman 5-yard run, vs. Jacksonville, 12/12/21 (W)

By Opponents—Jeff Wilson Jr. 1-yard run, vs. San Francisco, 12/23/21 (W)

TEAM YARDAGE TOTALS

500 TOTAL NET YARDS

By Titans—at Seattle (532 yards), 9/19/21 (W)

By Opponents—vs. Kansas City (530 yards), 11/10/19 (W)

400 TOTAL NET YARDS

By Titans—at Houston (405 yards), 1/9/22 (W)

By Opponents—vs. Buffalo (417 yards), 10/18/21 (W)

TEAM DEFENSE

HELD OPPONENT WITHOUT A TOUCHDOWN

By Titans—at Tennessee 34, Miami 3, 1/2/22 (W)

By Opponents—at Denver 16, Tennessee 0, 10/13/19 (L)

HELD OPPONENT TO 200 OR FEWER NET YARDS OF OFFENSE

By Titans—at Pittsburgh (168 yards), 12/19/21 (L)

By Opponents—at L.A. Rams (194 net yards), 11/7/21 (W)

HELD OPPONENT TO 50 OR FEWER YARDS RUSHING

By Titans—at Pittsburgh (35 yards), 12/19/21 (L)

By Opponents—at Denver (39 yards), 10/13/19 (L)

HELD OPPONENT TO 100 OR FEWER NET YARDS PASSING

By Titans—at Miami (78 net yards), 10/8/17 (L)

By Opponents—at New England (85 net yards), 11/28/21 (L)

SEVEN OR MORE SACKS BY TEAM

By Titans—at Arizona (8 sacks), 12/10/17 (L)

By Opponents—at N.Y. Jets (7 sacks), 10/3/21 (L)

SIX OR MORE SACKS BY TEAM

By Titans—at Arizona (8 sacks), 12/10/17 (L)

By Opponents—at N.Y. Jets (7 sacks), 10/3/21 (L)

FIVE OR MORE SACKS BY TEAM

By Titans—at L.A. Rams (5 sacks), 11/7/21 (W)

By Opponents—at N.Y. Jets (7 sacks), 10/3/21 (L)

FORCED FIVE OR MORE OPPONENT TURNOVERS

By Titans—vs. N.Y. Jets (4 interceptions, 1 fumble), 12/17/12 (W)

By Opponents—vs. Houston (4 interceptions, 1 fumble), 11/21/21 (L)

FORCED FOUR OR MORE OPPONENT TURNOVERS

By Titans—vs. Jacksonville (4 interceptions, 0 fumbles), 12/12/21 (W)

By Opponents—at Pittsburgh (1 interception, 3 fumbles), 12/19/21 (L)

SPECIAL TEAMS

KICKOFF RETURNED FOR TOUCHDOWN

By Titans—A.J. Brown (42 yards) at Indianapolis, 11/29/20 (W)

By Opponents—Jakeem Grant (102 yards) at Miami, 9/9/18 (L)

OPENING KICKOFF RETURNED FOR TOUCHDOWN

By Titans—Derrick Mason (101 yards) at Cincinnati, 11/18/01 (W)

By Opponents—Josh Huff (107 yards) at Philadelphia, 11/23/14 (L)

PUNT RETURNED FOR TOUCHDOWN

By Titans—Darius Reynaud (twice—69 yards and 81 yards) vs. Jacksonville, 12/30/12 (W)

By Opponents—Jakeem Grant (74 yards) at Miami, 10/9/16 (W)

FIELD GOAL BLOCKED

By Titans—Denico Autry vs. Miami (Jason Sanders), 1/2/22 (W)

By Opponents—Justin Reid, vs. Houston (Stephen Gostkowski), 10/18/20 (W)

FIELD GOAL BLOCKED, RETURNED FOR TD

By Titans—Tye Smith (63 yards) at Indianapolis (Adam Vinatieri's FG blocked by Dane Cruikshank), 12/1/19 (W)

By Opponents—Rob Morris (68 yards) at Indianapolis (Gary Anderson's FG blocked by Montae Reagor), 12/5/04 (L)

PUNT BLOCKED

By Titans—Tim Shaw vs. Pittsburgh (Drew Butler), 10/11/12 (W)

By Opponents—E.J. Speed, vs. Indianapolis (Trevor Daniel), 11/12/20 (L)

PUNT BLOCKED AND RETURNED FOR TD

By Titans—Jason McCourty vs. Indianapolis (Pat McAfee's punt blocked by Patrick Bailey and recovered in end zone by McCourty), 10/30/11 (W)

By Opponents—T.J. Carrie (6 yards), vs. Indianapolis (Trevor Daniel's punt blocked by E.J. Speed), 11/12/20 (L)

FIVE FIELD GOALS

By Titans—Stephen Gostkowski (6) at Minnesota, 9/27/20 (W)

By Opponents—Nick Folk (5), at New England, 11/28/21 (L)

FOUR FIELD GOALS

By Titans—Randy Bullock at Seattle, 9/19/21 (W)

By Opponents—Chris Boswell, at Pittsburgh, 12/19/21 (L)

THREE FIELD GOALS

By Titans—Randy Bullock (3) vs. New Orleans, 11/14/21 (W)

By Opponents—Chris Boswell (4), at Pittsburgh, 12/19/21 (L)

REGULAR SEASON: THE LAST TIME THE TENNESSEE TITANS ...

SUCCESSFUL ONSIDE KICK

By Titans—Rob Bironas kicks and Daimion Stafford recovers, vs. Arizona, 12/15/13 (L)

By Opponents—Connor Barth kicks and Adrian Amos recovers, at Chicago, 11/27/16 (W)

MISSED PAT

By Titans—Randy Bullock, at New England, 11/28/21 (L)

By Opponents—Ka'imi Fairbairn, vs. Houston, 11/21/21 (L)

TWO-POINT CONVERSIONS

TWO-POINT CONVERSION MADE

By Titans—MyCole Pruitt (pass from Ryan Tannehill) at N.Y. Jets, 10/3/21 (L)

By Opponents—Danny Amendola (pass from Davis Mills), at Houston, 1/9/22 (W)

TWO-POINT CONVERSION FAILED

By Titans—vs. Cleveland (run failed), 12/6/20 (L)

By Opponents—vs. New Orleans (pass failed), 11/14/21 (W)

INDIVIDUAL OFFENSIVE PERFORMANCES

INDIVIDUAL WITH 200 SCRIMMAGE YARDS

By Titans—Derrick Henry (237 yards) at Seattle, 9/19/21 (W)

By Opponents—Todd Gurley (276 yards), vs. Los Angeles Rams, 12/24/17 (L)

RUSHING TOUCHDOWN AND RECEIVING TOUCHDOWN

By Titans—Derrick Henry (1 rushing, 1 receiving) at Carolina, 11/3/19 (L)

By Opponents—Nyheim Hines (1 rushing, 1 receiving), vs. Indianapolis, 11/12/20 (L)

RUSHING TOUCHDOWN AND PASSING TOUCHDOWN

By Titans—Ryan Tannehill (1 passing, 1 rushing) vs. New Orleans, 11/14/21 (W)

By Opponents—Trevor Lawrence (1 passing, 1 rushing), at Jacksonville, 10/10/21 (W)

INDIVIDUAL RUSHING

200 YARDS RUSHING

By Titans—Derrick Henry (250 yards) at Houston, 1/3/21 (W)

By Opponents—Le'Veon Bell (204 yards) vs. Pittsburgh, 11/17/14 (L)

150 YARDS RUSHING

By Titans—Derrick Henry (157 yards) at N.Y. Jets, 10/3/21 (L)

By Opponents—Dalvin Cook (181 yards), at Minnesota, 9/27/20 (W)

100 YARDS RUSHING

By Titans—D'Onta Foreman (132), vs. Miami, 1/2/22 (W)

By Opponents—James Robinson (149 yards), at Jacksonville, 10/10/21 (W)

CONSECUTIVE 100-YARD RUSHING GAMES

By Titans—Derrick Henry at Seattle (182 yards), 9/19/21 (W); vs. Indianapolis, 9/26/21 (W); at N.Y. Jets, 10/3/21 (L); at Jacksonville, 10/10/21 (W); vs. Buffalo, 10/18/21 (W)

30 OR MORE CARRIES

By Titans—Derrick Henry (33 att) at N.Y. Jets, 10/3/21 (L)

By Opponents—Melvin Gordon (32 carries) at San Diego, 11/6/16 (L)

RUSHING PLAY OF 80 OR MORE YARDS

By Titans—Derrick Henry (94 yards) vs. Houston, 10/18/20 (W)

By Opponents—Lamar Miller (97 yards), at Houston, 11/26/18 (L)

RUSHING PLAY OF 50 OR MORE YARDS

By Titans—Dontrell Hilliard (68 yards) at New England, 11/28/21 (L)

By Opponents—James Robinson (58 yards), at Jacksonville, 10/10/21 (W)

THREE TOUCHDOWNS RUSHING

By Titans—Derrick Henry (3) vs. Buffalo, 10/18/21 (W)

By Opponents—Corey Dillon (4) at Cincinnati, 12/4/97 (L)

TWO TOUCHDOWNS RUSHING

By Titans—Derrick Henry (3) vs. Buffalo, 10/18/21 (W)

By Opponents—Tyrod Taylor (2), vs. Houston, 11/21/21 (L)

INDIVIDUAL PASSING

400 YARDS PASSING

By Titans—Ryan Fitzpatrick (402 yards) vs. Arizona, 12/15/13 (L)

By Opponents—Patrick Mahomes (446 yards), vs. Kansas City, 11/10/19 (W)

300 YARDS PASSING

By Titans—Ryan Tannehill (323 yards) vs. Houston, 11/21/21 (L)

By Opponents—Davis Mills (301 yards), at Houston, 1/9/22 (W)

CONSECUTIVE 300-YARD PASSING GAMES

By Titans—Matt Hasselbeck vs. Baltimore (358 yards), 9/18/11 (W), vs. Denver (311 yards), 9/25/11 (W)

FIVE TOUCHDOWN PASSES

By Titans—Steve McNair vs. Jacksonville, 12/26/99 (W)

By Opponents—Blake Bortles vs. Jacksonville, 12/6/15 (W)

FOUR TOUCHDOWN PASSES

By Titans—Ryan Tannehill at Houston, 1/9/22 (W)

By Opponents—Kyler Murray, vs. Arizona, 9/12/21 (L)

50 OR MORE PASS ATTEMPTS

By Titans—Ryan Tannehill (52 att) vs. Houston, 11/21/21 (L)

By Opponents—Carson Wentz (51 att), at Indianapolis, 10/31/21 (W)

40 OR MORE PASS ATTEMPTS

By Titans—Ryan Tannehill (52 att) vs. Houston, 11/21/21 (L)

By Opponents—Trevor Lawrence (40 att), vs. Jacksonville, 12/12/21 (W)

30 OR MORE COMPLETIONS

By Titans—Ryan Tannehill (35 comp) vs. Houston, 11/21/21 (L)

By Opponents—Matthew Stafford (31 comp), at L.A. Rams, 11/7/21 (W)

NO SACKS ALLOWED

By Titans—vs. Buffalo, 10/18/21 (W)

By Opponents—vs. Houston, 11/21/21 (L)

COMPLETION OF 80 OR MORE YARDS

By Titans—Ryan Tannehill (91 yards) at Oakland, 12/8/19 (W)

By Opponents—Jared Goff (80 yards), vs. Los Angeles Rams, 12/24/17 (L)

COMPLETION OF 50 OR MORE YARDS

By Titans—Ryan Tannehill (50 yards) vs. New Orleans, 11/14/21 (W)

By Opponents—Jimmy Garoppolo (56 yards), vs. San Francisco, 12/23/21 (W)

INDIVIDUAL RECEIVING

200 YARDS RECEIVING

By Titans—Kenny Britt (225 yards) vs. Philadelphia, 10/24/10 (W)

By Opponents—DeAndre Hopkins (238 yards) at Houston, 11/30/14 (L)

150 YARDS RECEIVING

By Titans—A.J. Brown (155 yards) at Indianapolis, 10/31/21 (W)

By Opponents—Deebo Samuel (159 yards), vs. San Francisco, 12/23/21 (W)

100 YARDS RECEIVING

By Titans—A.J. Brown (145 yards) vs. San Francisco, 12/23/21 (W)

By Opponents—Danny Amendola (113 yards), at Houston, 1/9/22 (W)

CONSECUTIVE 100-YARD RECEIVING GAMES

By Titans—A.J. Brown vs. Kansas City (133 yards), 10/24/21 (W), at Indianapolis (155 yards), 10/31/21 (W)

10 OR MORE RECEPTIONS

By Titans—A.J. Brown (11 rec.) vs. San Francisco, 12/23/21 (W)

By Opponents—Cooper Kupp (11 rec.), at L.A. Rams, 11/7/21 (W)

REGULAR SEASON: THE LAST TIME THE TENNESSEE TITANS ...

RECEPTION OF 80 OR MORE YARDS

By Titans—A.J. Brown (91 yards) at Oakland, 12/8/19 (W)

By Opponents—Todd Gurley (80 yards), vs. Los Angeles Rams, 12/24/17 (L)

RECEPTION OF 50 OR MORE YARDS

By Titans—Marcus Johnson (50 yards) vs. New Orleans, 11/14/21 (W)

By Opponents—Deebo Samuel (56 yards), vs. San Francisco, 12/23/21 (W)

THREE TOUCHDOWN RECEPTIONS

By Titans—Kenny Britt vs. Philadelphia, 10/24/10 (W)

By Opponents—Davante Adams, at Green Bay, 12/27/20 (L)

TWO TOUCHDOWN RECEPTIONS

By Titans—A.J. Brown vs. Houston, 10/18/20 (W)

By Opponents—Danny Amendola, at Houston, 1/9/22 (W)

COMBINED OFFENSIVE PERFORMANCES BY TEAMMATES

100-YARD RUSHER AND 100-YARD RECEIVER IN A GAME

By Titans—Derrick Henry (182 rush.) and Julio Jones (128 rec.) at Seattle, 9/19/21 (W)

By Opponents—AJ Dillon (124 rush.) and Davante Adams (142 rec.), at Green Bay, 12/27/20 (L)

By One Player (Opponent)—Todd Gurley (118 rush. and 158 receiving), vs. Los Angeles Rams, 12/24/17 (L)

100-YARD RUSHER, 100-YARD RECEIVER AND 300-YARD PASSER IN A GAME

By Titans—Derrick Henry (182 rush.), Julio Jones (128 rec.) and Ryan Tannehill (347 pass.) at Seattle, 9/19/21 (W)

By Opponents—Todd Gurley (118 rush. and 158 rec.) and Jared Goff (301 pass.), vs. Los Angeles Rams, 12/24/17 (L)

300-YARD PASSER AND 100-YARD RECEIVER IN A GAME

By Titans— Ryan Tannehill (323 pass.) and Nick Westbrook-Ikhine (107 rec.) vs. Houston, 11/21/21 (L)

By Opponents—Davis Mills (301 pass.), Danny Amendola (113 rec.), at Houston, 1/9/22 (W)

100-YARD RUSHER AND 300-YARD PASSER IN A GAME

By Titans—Derrick Henry (182 rush.) and Ryan Tannehill (347 pass.) at Seattle, 9/19/21 (W)

By Opponents— Gardner Minshew II (339 pass.) and James Robinson (102 rush.), vs. Jacksonville, 9/20/20 (W)

TWO 100-YARD RUSHERS IN A GAME

By Titans—Dontrell Hilliard (131 yards) and D'Onta Foreman (109), at New England, 11/28/21 (L)

By Opponents—Arian Foster (115 yards) and Ben Tate (104 yards) vs. Houston, 10/23/11 (L)

TWO 100-YARD RECEIVERS IN A GAME

By Titans—Justin Hunter (109 yards) and Kendall Wright (103 yards) at Oakland, 11/24/13 (W)

By Opponents—Zach Ertz (112 rec.) and Alshon Jeffery (105 rec.), vs. Philadelphia, 9/30/18 (W)

INDIVIDUAL DEFENSE

INTERCEPTION RETURNED FOR TOUCHDOWN

By Titans— Kevin Byard (24 yards) at L.A. Rams, 11/7/21 (W)

By Opponents—Trumaine Johnson (31 yards), vs. New York Jets, 12/2/18 (W)

FUMBLE RETURNED FOR TOUCHDOWN

By Titans—Kevin Byard (30 yards) at Jacksonville, 10/10/21 (W)

By Opponents—Yannick Ngakoue (67 yards) vs. Jacksonville, 12/31/17 (W)

SAFETY SCORED

By Titans—Browns quarterback Baker Mayfield sacked in end zone by Cameron Wake, at Cleveland, 9/8/19 (W)

By Opponents—Ryan Tannehill sacked in end zone by Romeo Okwara vs. Detroit, 12/20/20 (W)

THREE INTERCEPTIONS

By Titans—Kevin Byard (3) at Cleveland, 10/22/17 (W)

By Opponents—Glover Quin (3) at Houston, 11/28/10 (L)

TWO INTERCEPTIONS

By Titans—Malcolm Butler (2) vs. Buffalo, 10/13/20 (W)

By Opponents—Desmond King (2), vs. Houston, 11/21/21 (L)

THREE SACKS

By Titans—Jeffery Simmons (3.0) at L.A. Rams, 11/7/21 (W)

By Opponents—Chandler Jones (5.0), vs. Arizona, 9/12/21 (L)

POSTSEASON: THE LAST TIME THE TENNESSEE TITANS ...

GAMES WON (PLAYOFFS)

WON BY SCORING IN THE LAST TWO MINUTES OF REGULATION

By Titans—Gary Anderson 46-yard field goal with 0:29 remaining, at Baltimore, 1/3/04 (W)

By Opponents—Evan McPherson 52-yard field goal with 0:00 remaining, vs. Cincinnati, 1/22/22 (L)

WON OVERTIME GAME

By Titans—Tennessee 34, vs. Pittsburgh 31, 1/11/03 (W)

By Opponents—at Buffalo 41, Houston 38, 1/3/93 (L)

WON BY 20 OR MORE POINTS

By Titans/Oilers—Never Happened

By Opponents—at New England 35, Tennessee 14, 1/13/18 (L)

WON BY SHUTOUT

By Titans/Oilers—Never Happened

By Opponents—Never Happened

TEAM SCORING (PLAYOFFS)

SCORED 50 POINTS

By Titans/Oilers—Never Happened

By Opponents—at Oakland 56, Houston 7, 12/21/69 (L)

SCORED 40 POINTS

By Titans/Oilers—Never Happened

By Opponents—at Oakland 41, Tennessee 24, 1/19/03 (L)

SCORED 20 POINTS IN A QUARTER

By Titans—Never in Titans era (since 1999)

By Oilers—21 points in second quarter, at Buffalo, 1/3/93 (L)

By Opponents—21 points in second quarter, at New England, 1/13/18 (L)

SCORED 30 POINTS IN A HALF

By Titans/Oilers—Never Happened

By Opponents—35 points in second half, at Buffalo, 1/3/93 (L)

SCORED TOUCHDOWNS ON OFFENSE, DEFENSE AND SPECIAL TEAMS

By Titans/Oilers—Never Happened

By Opponents—Never Happened

SCORED A TOUCHDOWN ON FIRST OFFENSIVE POSSESSION

By Titans—Anthony Firkser 12-yard pass from Ryan Tannehill, at New England, 1/4/20 (W)

By Opponents—Bethel Johnson 41-yard pass from Tom Brady, at New England, 1/10/04 (L)

TEAM YARDAGE TOTALS (PLAYOFFS)

500 TOTAL NET YARDS

By Titans/Oilers—Never Happened

By Opponents—at Baltimore (530 yards), 1/11/20 (W)

400 TOTAL NET YARDS

By Titans—vs. Pittsburgh (430 yards), 1/11/03 (W)

By Opponents—vs Baltimore (401 yards), 1/10/21 (L)

POSTSEASON: THE LAST TIME THE TENNESSEE TITANS ...

TEAM DEFENSE (PLAYOFFS)

HELD OPPONENT WITHOUT A TOUCHDOWN

- By Titans**—Never in Titans era (since 1999)
- By Oilers**—Houston 10, at San Diego 3, 12/24/61 (W)
- By Opponents**—at San Diego 17, Tennessee 6, 1/6/08 (L)

HELD OPPONENT TO 200 OR FEWER NET YARDS OF OFFENSE

- By Titans**—vs. Baltimore (134 net yards), 1/7/01 (L)
- By Opponents**—vs. Buffalo (194 net yards), 1/8/00 (W)

HELD OPPONENT TO 50 OR FEWER YARDS RUSHING

- By Titans**—vs. Baltimore (50 yards), 1/10/09 (L)
- By Opponents**—vs. Kansas City (39 yards), 1/16/94 (L)

HELD OPPONENT TO 100 OR FEWER NET YARDS PASSING

- By Titans**—vs. Buffalo (97 net yards), 1/8/00 (W)
- By Opponents**—at Baltimore (83 net yards), 1/11/20 (W)

SEVEN OR MORE SACKS BY TEAM

- By Titans/Oilers**—vs. Cincinnati (9 sacks), 1/22/22 (L)
- By Opponents**—at New England (8 sacks), 1/13/18 (L)

SPECIAL TEAMS (PLAYOFFS)

KICKOFF RETURNED FOR TOUCHDOWN

- By Titans**—Derrick Mason (80 yards) at Jacksonville, 1/23/00 (W)
- By Opponents**—Never Happened

RETURNED OPENING KICKOFF FOR TOUCHDOWN

- By Titans/Oilers**—Never Happened
- By Opponents**—Never Happened

PUNT RETURNED FOR TOUCHDOWN

- By Titans/Oilers**—Never Happened
- By Opponents**—Never Happened

FIELD GOAL BLOCKED

- By Titans/Oilers**—Never Happened
- By Opponents**—Richard Seymour at New England (Gary Anderson), 1/10/04 (L)

FIELD GOAL BLOCKED, RETURNED FOR TD

- By Titans/Oilers**—Never Happened
- By Opponents**—Anthony Mitchell (90 yards) vs. Baltimore (Al Del Greco's FG blocked by Keith Washington), 1/7/01 (L)

PUNT BLOCKED

- By Titans**—Chris Coleman vs. Baltimore (Kyle Richardson, twice), 1/7/01 (L)
- By Opponents**—Jerry Olsavsky vs. Pittsburgh (Greg Montgomery), 12/31/89 (L)

PUNT BLOCKED AND RETURNED FOR TD

- By Titans/Oilers**—Never Happened
- By Opponents**—Never Happened

FIVE FIELD GOALS

- By Titans/Oilers**—Never Happened
- By Opponents**—Never Happened

FOUR FIELD GOALS

- By Titans**—Al Del Greco at Indianapolis, 1/16/00 (W)
- By Opponents**—Evan McPherson, vs. Cincinnati, 1/22/22 (L)

THREE FIELD GOALS

- By Titans**—Al Del Greco (4) at Indianapolis, 1/16/00 (W)
- By Opponents**—Evan McPherson (4), vs. Cincinnati, 1/22/22 (L)

MISSED PAT (KICK)

- By Titans/Oilers**—Never Happened
- By Opponents**—David Treadwell (Wide Left) at Denver, 1/4/92 (L)

TWO-POINT CONVERSIONS (PLAYOFFS)

TWO-POINT CONVERSION MADE

- By Titans/Oilers**—Never Happened
- By Opponents**—Plaxico Burress (pass from Hines Ward) vs. Pittsburgh, 1/11/03 (W)

TWO-POINT CONVERSION FAILED

- By Titans**—vs. Cincinnati (run failed), 1/22/22 (L)
- By Opponents**—at Baltimore (pass failed), 1/11/20 (W)

INDIVIDUAL OFFENSIVE PERFORMANCES (PLAYOFFS)

INDIVIDUAL WITH 200 SCRIMMAGE YARDS

- By Titans**—Derrick Henry (202 yards) at Baltimore, 1/11/20 (W)
- By Opponents**—Never Happened

RUSHING TOUCHDOWN AND RECEIVING TOUCHDOWN

- By Titans**—Never in Titans era (since 1999)
- By Oilers**—Allen Pinkett at Cleveland, 12/24/88 (W)
- By Opponents**—James White at New England, 1/13/18 (L)

RUSHING TOUCHDOWN AND PASSING TOUCHDOWN

- By Titans**—Ryan Tannehill at Baltimore, 1/11/20 (W)
- By Opponents**—Patrick Mahomes at Kansas City, 1/19/20 (L)

INDIVIDUAL RUSHING (PLAYOFFS)

200 YARDS RUSHING

- By Titans/Oilers**—Never Happened
- By Opponents**—Never Happened

150 YARDS RUSHING

- By Titans**—Derrick Henry (195 yards) at Baltimore, 1/11/20 (W)
- By Opponents**—Paul Lowe (165 yards) vs. Los Angeles Chargers, 1/1/61 (W)

100 YARDS RUSHING

- By Titans**—Derrick Henry (195 yards) at Baltimore, 1/11/20 (W)
- By Opponents**—Lamar Jackson (136 yards), vs. Baltimore, 1/10/21 (L)

CONSECUTIVE 100-YARD RUSHING GAMES

- By Titans**—Derrick Henry at New England (182 yards), 1/4/20 (W), at Baltimore (195 yards), 1/11/20 (W)

30 OR MORE CARRIES

- By Titans**—Derrick Henry (30) at Baltimore, 1/11/20 (W)
- By Opponents**—Never Happened

RUSHING PLAY OF 80 OR MORE YARDS

- By Titans/Oilers**—Never Happened
- By Opponents**—Never Happened

RUSHING PLAY OF 50 OR MORE YARDS

- By Titans**—Derrick Henry (66 yards) at Baltimore, 1/11/20 (W)
- By Opponents**—Never Happened

THREE TOUCHDOWNS RUSHING

- By Titans/Oilers**—Never Happened
- By Opponents**—Never Happened

TWO TOUCHDOWNS RUSHING

- By Titans**—Steve McNair at Oakland, 1/19/03 (L)
- By Opponents**—Antowain Smith vs. Buffalo, 1/8/00 (W)

INDIVIDUAL PASSING (PLAYOFFS)

400 YARDS PASSING

- By Titans/Oilers**—Never Happened
- By Opponents**—Kurt Warner (414 yards) vs. St. Louis, 1/30/00 (L)

300 YARDS PASSING

- By Titans**—Steve McNair (338 yards) vs. Pittsburgh, 1/11/03 (W)
- By Opponents**—Joe Burrow (348 yards), vs. Cincinnati, 1/22/22 (L)

CONSECUTIVE 300-YARD PASSING GAMES

- Playoffs:**
- By Titans/Oilers**—Never Happened

POSTSEASON: THE LAST TIME THE TENNESSEE TITANS ...

FIVE TOUCHDOWN PASSES

By Titans/Oilers—Never Happened

By Opponents—Daryle Lamonica (6) at Oakland, 12/21/69 (L)

FOUR TOUCHDOWN PASSES

By Titans—Never in Titans era (since 1999)

By Oilers—Warren Moon at Buffalo, 1/3/93 (L)

By Opponents—Frank Reich at Buffalo, 1/3/93 (L)

50 OR MORE PASS ATTEMPTS

By Titans—Never in Titans era (since 1999)

By Oilers—Warren Moon (50 att) at Buffalo, 1/3/93 (L)

By Opponents—Lamar Jackson (59 att), at Baltimore, 1/11/20 (W)

40 OR MORE PASS ATTEMPTS

By Titans—Kerry Collins (42 att) vs. Baltimore, 1/10/09 (L)

By Opponents—Lamar Jackson (59 att), at Baltimore, 1/11/20 (W)

30 OR MORE COMPLETIONS

By Titans—Never in Titans era (since 1999)

By Oilers—Warren Moon (32 comp) vs. Kansas City, 1/16/94 (L)

By Opponents—Lamar Jackson (31 comp), at Baltimore, 1/11/20 (W)

NO SACKS ALLOWED

By Titans—at Baltimore, 1/3/04 (W)

By Opponents—at New England, 1/4/20 (W)

COMPLETION OF 80 OR MORE YARDS

By Titans/Oilers—Never Happened

By Opponents—Never Happened

COMPLETION OF 50 OR MORE YARDS

By Titans—Never in Titans era (since 1999)

By Oilers—Dan Pastorini (71 yards) at New England, 12/31/78 (L)

By Opponents—Joe Burrow (57 yards), vs. Cincinnati, 1/22/22 (L)

INDIVIDUAL RECEIVING (PLAYOFFS)

200 YARDS RECEIVING

By Titans/Oilers—Never Happened

By Opponents—Never Happened

150 YARDS RECEIVING

By Titans/Oilers—Never Happened

By Opponents—Isaac Bruce (162 yards) vs. St. Louis, 1/30/00 (L)

100 YARDS RECEIVING

By Titans—A.J. Brown (142 yards) vs. Cincinnati, 1/22/22 (L)

By Opponents—Ja'Marr Chase (109 yards), vs. Cincinnati, 1/22/22 (L)

CONSECUTIVE 100-YARD RECEIVING GAMES

By Titans—Never in Titans era (since 1999)

By Oilers—Ernest Givins at Denver (111 yards), 1/4/92 (L), at Buffalo (117 yards), 1/3/93 (L)

10 OR MORE RECEPTIONS

By Titans—Justin Gage (11 rec.) vs. Baltimore, 1/10/09 (L)

By Opponents—Danny Amendola (11 rec.) at New England, 1/13/18 (L)

RECEPTION OF 80 OR MORE YARDS

By Titans/Oilers—Never Happened

By Opponents—Never Happened

RECEPTION OF 50 OR MORE YARDS

By Titans—Never in Titans era (since 1999)

By Oilers—Ken Burrough (71 yards) at New England, 12/31/78 (L)

By Opponents—Ja'Marr Chase (57 yards), vs. Cincinnati, 1/22/22 (L)

THREE TOUCHDOWN RECEPTIONS

By Titans/Oilers—Never Happened

By Opponents—Andre Reed at Buffalo, 1/3/93 (L)

TWO TOUCHDOWN RECEPTIONS

By Titans/Oilers—Corey Davis at New England, 1/13/18 (L)

By Opponents—Tyreek Hill, at Kansas City, 1/19/20 (L)

COMBINED OFFENSIVE PERFORMANCES BY TEAMMATES (PLAYOFFS)

100-YARD RUSHER AND 100-YARD RECEIVER IN A GAME

By Titans/Oilers—Never Happened

By Opponents—Lamar Jackson (136 rush.) and Marquise Brown (109 rec.), vs. Baltimore, 1/10/21 (L)

100-YARD RUSHER, 100-YARD RECEIVER AND 300-YARD PASSER IN A GAME

By Titans/Oilers—Never Happened

By Opponents—Lamar Jackson (143 rush.), Lamar Jackson (365 pass.) and Marquis Brown (126 rec.), at Baltimore, 1/11/20 (W)

300-YARD PASSER AND 100-YARD RECEIVER IN A GAME

By Titans—Steve McNair (338 pass.) and Frank Wycheck (123 rec.) vs. Pittsburgh, 1/11/03 (W)

By Opponents—Joe Burrow (348 pass.) and Ja'Marr Chase (109 rec.), vs. Cincinnati, 1/22/22 (L)

100-YARD RUSHER AND 300-YARD PASSER IN A GAME

By Titans/Oilers—Never Happened

By Opponents—Lamar Jackson (143 rush. and 365 pass.), at Baltimore, 1/11/20 (W)

TWO 100-YARD RUSHERS IN A GAME

By Titans/Oilers—Never Happened

By Opponents—Hewritt Dixon (144 yards) and Pete Banaszak (116 yards) at Oakland, 12/31/67 (L)

TWO 100-YARD RECEIVERS IN A GAME

By Titans—Never in Titans era (since 1999)

By Oilers—Mike Barber (112 yards) and Ken Burrough (103 yards) at Miami, 12/24/78 (W)

By Opponents—Chris Chambers (121 yards) and Vincent Jackson (114 yards) at San Diego, 1/6/08 (L)

INDIVIDUAL DEFENSE (PLAYOFFS)

INTERCEPTION RETURNED FOR TOUCHDOWN

By Titans—Logan Ryan (9 yards) at New England, 1/4/20 (W)

By Opponents—Will Demps (56 yards), at Baltimore, 1/3/04 (W)

FUMBLE RETURNED FOR TOUCHDOWN

By Titans/Oilers—Never Happened

By Opponents—Never Happened

SAFETY SCORED

By Titans—Josh Evans and Jason Fisk (sacked Mark Brunell), at Jacksonville, 1/23/00 (W)

By Opponents—Dan Pastorini ran out of the End Zone, at Miami, 12/24/78 (W)

THREE INTERCEPTIONS

By Titans—Never in Titans era (since 1999)

By Oilers—Vernon Perry (4*) at San Diego, 12/29/79 (W)

By Opponents—Never Happened

TWO INTERCEPTIONS

By Titans—Never in Titans era (since 1999)

By Oilers—Bubba McDowell vs. N.Y. Jets, 12/29/91 (W)

By Opponents—Johnny Robinson vs. Dallas Texans, 12/23/62 (L)

THREE SACKS

By Titans—Jeffery Simmons vs. Cincinnati, 1/22/22 (L)

By Opponents—Willie McGinest at New England, 1/10/04 (L)

LAST TIME IN A SEASON THE TITANS ...

TEAM OFFENSE

Ranked 1st in Overall Offense — 1990
 Ranked 1st in Rushing Offense — 1967 (AFL)
 Ranked 1st in Passing Offense — 1992

TEAM DEFENSE

Ranked 1st in Overall Defense — 2000
 Ranked 1st in Rushing Defense — 2003
 Ranked 1st in Passing Defense — 2000

GAMES WON (REGULAR SEASON)

10 Wins — 2021 (12-5)
 11 Wins — 2021 (12-5)
 12 Wins — 2021 (12-5)
 13 Wins — 2008 (13-3)

ADVANCED IN PLAYOFFS

Wild Card Round — 2021
 Divisional Round — 2021
 Conference Championship — 2019
 Super Bowl — 1999

RUSHING

1,000 Yards — Derrick Henry (2,027), 2020
 1,500 Yards — Derrick Henry (2,027), 2020
 2,000 Yards — Derrick Henry (2,027), 2020
 300 Attempts — Derrick Henry (378), 2020
 400 Attempts — Eddie George (403), 2000
 10 Touchdowns — Derrick Henry (10), 2021
 15 Touchdowns — Derrick Henry (17), 2020

PASSING

3,000 Yards — Ryan Tannehill (3,734), 2021
 3,500 Yards — Ryan Tannehill (3,734), 2021
 4,000 Yards — Warren Moon (4,690), 1991
 400 Attempts — Ryan Tannehill (531), 2021
 500 Attempts — Ryan Tannehill (531), 2021
 600 Attempts — Warren Moon (655), 1991
 20 Touchdowns — Ryan Tannehill (21), 2021
 30 Touchdowns — Ryan Tannehill (33), 2020
 90.0 Passer Rating — Ryan Tannehill (106.5), 2020
 100.0 Passer Rating — Ryan Tannehill (106.5), 2020

RECEIVING

80 Receptions — Delanie Walker (94), 2015
 90 Receptions — Delanie Walker (94), 2015
 100 Receptions — Haywood Jeffires (100), 1991
 1,000 Yards — A.J. Brown (1,075), 2020
 1,500 Yards — Charlie Hennigan (1,546), 1964
 10 Touchdowns — A.J. Brown (11), 2020
 15 Touchdowns — Bill Groman (17), 1961

SCORING

100 Points — Randy Bullock (120), 2021
 110 Points — Randy Bullock (120), 2021
 120 Points — Randy Bullock (120), 2021
 130 Points — Ryan Succop (136), 2017
 30 Field Goals — Ryan Succop (35), 2017
 35 Field Goals — Ryan Succop (35), 2017
 10 Touchdowns — Derrick Henry (10), 2021
 15 Touchdowns — Derrick Henry (17), 2020

DEFENSE

7 Interceptions — Kevin Byard (8), 2017
 8 Interceptions — Kevin Byard (8), 2017
 9 Interceptions — Mike Reinfeldt (12), 1979
 10 Interceptions — Mike Reinfeldt (12), 1979
 10 Sacks — Harold Landry III (12), 2021
 12 Sacks — Harold Landry III (12), 2021
 14 Sacks — Jevon Kearse (14.5), 1999
 150 Tackles — Wesley Woodyard (172), 2017
 175 Tackles — Keith Bulluck (180), 2002
 200 Tackles — Gregg Bingham (212), 1980

TITANS RECORDS AT A GLANCE

Team record holders in major statistical categories

SCORING

Points (Game) — 30 by Billy Cannon (5 TDs) at N.Y. Titans, 12/10/61
 Points (Season) — 136 by Al Del Greco, 1998; by Ryan Succop, 2017
 Points (Career) — 1,060 by Al Del Greco, 1991-00
 Touchdowns (Game) — 5 by Billy Cannon at N.Y. Titans, 12/10/61
 Touchdowns (Season) — 19 by Earl Campbell, 1979
 Touchdowns (Career) — 74 by Eddie George, 1996-03
 Field Goals (Game) — 8 by Rob Bironas at Hou., 10/21/07
 Field Goals (Season) — 36 by Al Del Greco, 1998
 Field Goals (Career) — 246 by Al Del Greco, 1991-00

RUSHING

Rushing Yards (Game) — 250 by Derrick Henry at Hou., 1/3/21
 Rushing Yards (Season) — 2,027 by Derrick Henry, 2020
 Rushing Yards (Career) — 10,009 by Eddie George, 1996-03
 Rushing Touchdowns (Game) — 4 by Earl Campbell vs. Mia., 11/20/78; Lorenzo White vs. Cle., 12/9/90; Derrick Henry vs. Jax, 12/6/18
 Rushing Touchdowns (Season) — 19 by Earl Campbell, 1979
 Rushing Touchdowns (Career) — 73 by Earl Campbell, 1978-84

PASSING

Passing Yards (Game) — 527 by Warren Moon at K.C., 12/16/90
 Passing Yards (Season) — 4,690 by Warren Moon, 1991
 Passing Yards (Career) — 33,685 by Warren Moon, 1984-93
 Passing Touchdowns (Game) — 7 by George Blanda vs. N.Y. Titans, 11/19/61
 Passing Touchdowns (Season) — 36 by George Blanda, 1961
 Passing Touchdowns (Career) — 196 by Warren Moon, 1984-93
 Passer Rating (Game) — 158.3 by Chris Chandler at Cin., 9/24/95
 Passer Rating (Season) — 117.5 by Ryan Tannehill, 2019
 Passer Rating (Career) — 90.5 by Marcus Mariota, 2015-19

RECEIVING

Receptions (Game) — 13 (three times, last by Drew Bennett at Oak., 12/19/04)
 Receptions (Season) — 101 by Charlie Hennigan, 1964
 Receptions (Career) — 542 by Ernest Givins, 1986-94
 Receiving Yards (Game) — 272 by Charlie Hennigan at Bos., 10/13/61
 Receiving Yards (Season) — 1,746 by Charlie Hennigan, 1961
 Receiving Yards (Career) — 7,935 by Ernest Givins, 1986-94
 Receiving Touchdowns (Game) — 3 (17 times, last by Kenny Britt vs. Phi., 10/24/10)
 Receiving Touchdowns (Season) — 17 by Bill Groman, 1961
 Receiving Touchdowns (Career) — 51 by Charlie Hennigan, 1960-66

PUNTING

Punts (Game) — 11 (twice by Rich Camarillo, last at Pit., 12/3/95)
 Punts (Season) — 96 by Rich Camarillo, 1994
 Punts (Career) — 923 by Brett Kern, 2009-21

PUNT RETURNS

Punt Return Yards (Game) — 160 by Darius Reynaud vs. Jax., 12/30/12
 Punt Return Average (Season) — 15.4 by Billy Johnson, 1977
 Punt Return Average (Career) — 13.2 by Billy Johnson, 1974-80

KICKOFF RETURNS

Kickoff Return Yards (Game) — 240 by Bobby Jancik at Oak., 12/22/63
 Kickoff Return Average (Season) — 31.7 by Darius Jennings, 2018
 Kickoff Return Average (Career) — 26.5 by Bobby Jancik, 1962-67

INTERCEPTIONS

Interceptions (Game) — 3 (nine times, last by Kevin Byard at Cle., 10/22/17)
 Interceptions (Season) — 12 by Freddy Glick, 1963; by Mike Reinfeldt, 1979
 Interceptions (Career) — 45 by Jim Norton, 1960-68

SACKS

Sacks (Game) — 4 (five times, last by William Fuller vs. Pit., 11/28/93)
 Sacks (Season) — 17 by Elvin Bethea, 1973
 Sacks (Career) — 105 by Elvin Bethea, 1968-83

2022 TENNESSEE TITANS TRANSACTIONS

January 1

Activated from Reserve/COVID-19 - **DE DENICO AUTRY, OLB BUD DUPREE, CB BUSTER SKRINE**

Activated from practice squad reserve/COVID-19 - **WR CODY HOLLISTER**

Released from the practice squad - **WR CALEB SCOTT**

January 3

Activated from reserve/COVID-19 - **LB JAYON BROWN, WR JULIO JONES, T KENDALL LAMM**

Activated from practice squad reserve/COVID-19 - **CB BRIEAN BODDY-CALHOUN**

Placed on injured reserve - **TE MYCOLE PRUITT**

Placed on practice squad reserve/COVID-19 - **T PAUL ADAMS**

January 4

Waived - **CB CHRIS JONES, LB JOE JONES**

Released from the practice squad - **DB SHYHEIM CARTER, DB RODNEY CLEMONS, WR GOLDEN TATE**

Placed on reserve/COVID-19 - **LB MONTY RICE**

January 5

Signed from the Seattle Seahawks practice squad - **TE RYAN IZZO**

Designated to return to practice - **RB DERRICK HENRY**

Signed to the practice squad - **DE Da'SHAWN HAND**

January 6

Signed to the practice squad - **CB CHRIS JONES, LB JOE JONES**

January 8

Waived - **RB JEREMY McNICHOLS**

Signed from the practice squad to the active roster - **DE KEVIN STRONG**

Activated from the practice squad to the active roster standard elevation - **DE Da'SHAWN HAND, RB JORDAN WILKINS**

January 10

Activated from reserve/COVID-19 - **LB MONTY RICE**

Activated from practice squad reserve/COVID-19 - **T PAUL ADAMS**

Released from the practice squad - **T PAUL ADAMS**

January 11

Signed to the practice squad - **RB JEREMY McNICHOLS**

Placed on practice squad reserve/COVID-19 - **RB JORDAN WILKINS**

Signed to future contracts - **LB KOBE JONES, DB CHRIS WILLIAMSON**

January 17

Designated to return to practice - **FB TORY CARTER**

Activated from practice squad reserve/COVID-19 - **RB JORDAN WILKINS**

January 19

Placed on reserve/COVID-19 - **CB GREG MABIN**

January 21

Activated from reserve/injured, designated for return - **RB DERRICK HENRY**

Activated from the practice squad to the active roster standard elevation - **CB CHRIS JONES**

January 24

Signed to future contracts - **S JAMAL CARTER, T CHRISTIAN DiLAURO, TE AUSTIN FORT, OL DERWIN GRAY, QB KEVIN HOGAN, WR CODY HOLLISTER, LB JOE JONES, WR MASON KINSEY, C DANIEL MUNYER, G JORDAN ROOS, OLB TUZAR SKIPPER**

Activated from reserve/COVID-19 - **CB GREG MABIN**

January 25

Signed to future contracts - **DB SHYHEIM CARTER, S RODNEY CLEMONS, LB NATE HALL**

February 8

Hired as passing game coordinator - **TIM KELLY**

Hired as inside linebackers coach - **BOBBY KING**

February 14

Signed as free agent - **DE Da'SHAWN HAND**

February 22

Signed as free agent - **WR JOSH MALONE**

February 23

Signed as free agent - **OLB JUSTIN LAWLER**

March 10

Terminated vested veterans - **T KENDALL LAMM, RODGER SAFFOLD III**

Waived - **RB DARRYNTON EVANS**

March 15

Terminated vested veteran - **CB JACKRABBIT JENKINS**

March 16

Terminated vested veteran with Post-June 1 designation - **WR JULIO JONES**

March 17

Signed as unrestricted free agent - **OL JAMARCO JONES**

March 18

Signed as unrestricted free agents - **RB TRENTON CANNON, C BEN JONES, TE GEOFF SWAIM, RB JORDAN WILKINS**

March 21

Signed as free agent - **TE AUSTIN HOOPER**

Signed as unrestricted free agent - **S A.J. MOORE JR.**

Terminated vested veteran - **C COREY LEVIN**

March 22

Signed as unrestricted free agent - **CB BUSTER SKRINE**

Signed as free agent - **C COREY LEVIN**

March 23

Traded - a sixth-round pick in the 2023 NFL Draft to the Los Angeles Rams for **WR ROBERT WOODS**

Signed as unrestricted free agent - **LB DYLAN COLE**

March 25

Signed as unrestricted free agent - **RB DONTRELL HILLIARD**

Hired as assistant special teams coach - **CHASE BLACKBURN**

Elevated to offensive assistant - **KYLAN BUTLER**

Elevated to defensive line assistant - **CLINTON McMILLAN**

March 30

Signed as unrestricted free agent - **K RANDY BULLOCK**

April 4

Signed as unrestricted free agent - **OLB OLA ADENIYI**

April 7

Waived - **T BRANDON KEMP**

April 27

Exercised the fifth-year option - **DT JEFFERY SIMMONS**

April 28

Traded - **WR A.J. BROWN** to the Philadelphia Eagles for their 2022 first-round pick (18th overall) and their 2022 third-round pick (101st overall)

Drafted - **WR TREYLON BURKS** (first round, 18th overall)

Traded - a 2022 first-round pick (26th overall) and a 2022 third-round pick (101st overall) to the N.Y. Jets for their 2022 second-round pick (35th overall), their 2022 third-round pick (69th overall) and their fifth-round pick (163rd overall)

April 29

Drafted - **CB ROGER McCREARY** (second round, 35th overall), **OL NICHOLAS PETIT-FRERE** (third round, 69th overall)

Traded - a 2022 third-round pick (90th overall) and a 2022 fifth-round pick (169th overall) to the Las Vegas Raiders for their 2022 third-round pick (86th overall)

Drafted - **QB MALIK WILLIS** (third round, 86th overall)

2022 TENNESSEE TITANS TRANSACTIONS

April 30

Drafted - **RB HASSAN HASKINS** (fourth round, 131st overall), **TE CHIG OKONKWO** (fourth round, 143rd overall), **WR KYLE PHILIPS** (fifth round, 163rd overall), **S THEO JACKSON** (sixth round, 204th overall), **LB CHANCE CAMPBELL** (sixth round, 219th overall)

Terminated vested veteran - **QB KEVIN HOGAN**

May 2

Waived - **TE AUSTIN FORT**, **LB NATE HALL**, **LB KOBE JONES**, **OLB TUZAR SKIPPER**

May 9

Signed as free agent - **CB GREG MABIN**

May 12

Signed - fourth-round choice **RB HASSAN HASKINS**, fifth-round choice **KYLE PHILIPS**, sixth-round choice **THEO JACKSON** and sixth-round choice **CHANCE CAMPBELL**

May 13

Signed undrafted free agents - **OLB DAVID ANENIH**, **CB TRE AVERY**, **RB JULIUS CHESTNUT**, **DT HASKELL GARRETT**, **LB JACK GIBBENS**, **S MICHAEL GRIFFIN II**, **G HAYDEN HOWERTON**, **WR BRANDON LEWIS**, **T JALEN MCKENZIE**, **C/G XAVIER NEWMAN**, **TE THOMAS ODUKOYA**, **DT SAM OKUAYINONU**, **DE JAYDEN PEEVY**, **WR REGGIE ROBERSON JR.**, **T ANDREW RUPCICH**, **K CALEB SHUDAK**, **P RYAN STONEHOUSE**, **CB TRE SWILLING**

May 16

Placed on injured reserve - **S JAMAL CARTER**

Signed as free agents - **CB KENNETH GEORGE JR.**, **DL DeMARCUS WALKER**

May 18

Signed - first-round choice **WR TREYLON BURKS**

May 20

Signed - third-round choice **OL NICHOLAS PETIT-FRERE**

May 24

Signed - fourth-round choice **TE CHIG OKONKWO**

June 1

Terminated vested veteran - **TE RYAN IZZO**

Signed as free agent - **WR JUWAN GREEN**

June 6

Waived - **OL DERWIN GRAY**

Claimed - **OL CARSON GREEN** off waivers from the Houston Texans

June 13

Terminated vested veteran from injured reserve - **S JAMAL CARTER**

July 22

Signed – second-round choice **CB ROGER McCREARY**

July 23

Waived – **DB RODNEY CLEMONS**

Signed as a free agent – **DB JOSHUA KALU**

Signed – third-round choice **QB MALIK WILLIS**

Declared physically unable to perform – **TE TOMMY HUDSON**, **LB MONTY RICE**, **K CALEB SHUDAK**

July 27

Placed on reserve/retired - **CB BUSTER SKRINE**

July 28

Waived – **WR JUWAN GREEN**

Signed as a free agent – **WR TERRY GODWIN**

July 29

Signed as a free agent – **CB SHAKUR BROWN**

August 1

Moved from physically unable to perform to the active roster – **TE TOMMY HUDSON**

August 3

Placed on injured reserve – **C DANIEL MUNYER**

Waived injured – **DB CHRIS WILLIAMSON**

Signed as free agents – **CB TERRELL BONDS**, **C/G WILLIE WRIGHT**

August 5

Waived from reserve/injured with an injury settlement – **DB CHRIS WILLIAMSON**

August 9

Waived – **CB KENNETH GEORGE JR.**

Waived injured – **S MICHAEL GRIFFIN II**

Signed as free agents – **S ELIJAH BENTON**, **S ADRIAN COLBERT**

August 12

Terminated vested veteran from reserve/injured with an injury settlement – **C DANIEL MUNYER**

August 13

Waived – **CB TERRELL BONDS**, **WR BRANDON LEWIS**

Signed as free agents – **CB DEANTE BURTON**, **TE DAVID WELLS**

TENNESSEE TITANS UNOFFICIAL DEPTH CHART

OFFENSE

WR	15	Nick Westbrook-Ikhine	<u>16</u>	<u>Treyton Burks</u>	13	Racey McMath
			8	Cody Hollister	86	Josh Malone
					<u>88</u>	<u>Reggie Roberson Jr.</u>
TE	81	Austin Hooper	<u>85</u>	<u>Chig Okonkwo</u>	82	Briley Moore
LT	77	Taylor Lewan	69	Christian DiLauro	<u>71</u>	<u>Jalen McKenzie</u>
LG	55	Aaron Brewer / 73	Jamarco Jones		<u>67</u>	<u>Xavier Newman</u>
C	60	Ben Jones	62	Corey Levin	<u>61</u>	<u>Hayden Howerton</u>
					68	Willie Wright
RG	64	Nate Davis	70	Jordan Roos	<u>76</u>	<u>Andrew Rucpich</u>
RT	75	Dillon Radunz / 78	<u>Nicholas Petit-Frere</u>		66	Carson Green
TE	87	Geoff Swaim	89	Tommy Hudson	<u>49</u>	<u>Thomas Odukoya *</u>
					83	David Wells
WR	2	Robert Woods	<u>18</u>	<u>Kyle Philips</u>	10	Dez Fitzpatrick
			12	Mason Kinsey	80	Terry Godwin
QB	17	Ryan Tannehill	5	Logan Woodside	<u>7</u>	<u>Malik Willis</u>
RB	22	Derrick Henry	40	Dontrell Hilliard	44	Tory Carter (FB)
			20	Jordan Wilkins	23	Trenton Cannon
			<u>25</u>	<u>Hassan Haskins</u>	<u>36</u>	<u>Julius Chestnut</u>

DEFENSE

DE	96	Denico Autry	95	DeMarcus Walker	94	Da'Shawn Hand
					91	Larrell Murchison
NT	93	Teair Tart	90	Naquan Jones	<u>72</u>	<u>Jayden Peevy</u>
					<u>79</u>	<u>Haskell Garrett</u>
DT	98	Jeffery Simmons	97	Kevin Strong	<u>68</u>	<u>Sam Okuayinonu</u>
OLB	48	Bud Dupree	99	Rashad Weaver	(56	Monty Rice)
ILB	51	David Long Jr.	<u>45</u>	<u>Chance Campbell</u>	<u>50</u>	<u>Jack Gibbens</u>
					42	Joe Jones
ILB	41	Zach Cunningham	53	Dylan Cole	57	Justin Lawler
OLB	58	Harold Landry III	92	Ola Adeniyi	<u>54</u>	<u>David Anenih</u>
					30	Greg Mabin
CB	3	Caleb Farley / 21	<u>Roger McCreary</u>		<u>23</u>	<u>Tre Avery</u>
			36	Shyheim Carter	<u>20</u>	<u>Tre Swilling</u>
S	31	Kevin Byard	33	A.J. Moore	28	Joshua Kalu
S	37	Amani Hooker	<u>29</u>	<u>Theo Jackson</u>	32	Adrian Colbert
					39	Elijah Benton
CB	26	Kristian Fulton	24	Elijah Molden	35	Chris Jackson
			38	Shakur Brown	40	Deante Burton

SPECIAL TEAMS

K	14	Randy Bullock	(<u>11</u>	<u>Caleb Shudak</u>)		
KO	14	Randy Bullock	(<u>11</u>	<u>Caleb Shudak</u>)		
P	6	Brett Kern	<u>4</u>	<u>Ryan Stonehouse</u>		
H	6	Brett Kern	<u>4</u>	<u>Ryan Stonehouse</u>	5	Logan Woodside
PR	<u>18</u>	<u>Kyle Philips</u>	12	Mason Kinsey	<u>88</u>	<u>Reggie Roberson Jr.</u>
KOR	40	Dontrell Hilliard	23	Trenton Cannon	12	Mason Kinsey
LS	46	Morgan Cox	60	Ben Jones		

Rookies are underlined

As of Aug. 15, 2022

* - NFL International Allocation

TITANS PRONUNCIATION GUIDE

OLA ADENIYI (OH-la ah-DAY-nee); **David ANENIH** (ah-NIH-knee); **SHAKUR Brown** (shuh-CORE); **Randy BULLOCK** (BULL-luck); **TREYLON Burks** (TRAY-lin); **Kevin BYARD** (BY-urd); **Joshua KALU** (kuh-LOO); **SHYHEIM Carter** (shah-HEEM); **Taylor LEWAN** (leh-WAHN); **XAVIER Newman** (ZAY-vee-er); **Thomas ODUKOYA** (OH-due-COY-ah); **Chig OKONKWO** (oh-KAHN-kwoh); **Sam OKUAYINONU** (oh-KWAHN-new); **Nicholas PETIT-FRERE** (puh-TEE FRAIR); **Dillon RADUNZ** (RAY-dinz); **Reggie ROBERSON Jr.** (RAH-ber-son); **Andrew RUPCICH** (RUP-sitch); **Ryan TANNEHILL** (TAN-uh-hill); **TEAIR Tart** (tee-AIR); **Nick Westbrook-IKHINE** (uh-KEEN-ay)

TENNESSEE TITANS ROSTER BY EXPERIENCE

Player	Pos.	Year	Player	Pos.	Year	Player	Pos.	Year
15TH YEAR			Greg Mabin	CB		Tear Tart	DT	
Brett Kern	P		DeMarcus Walker	DL		Nick Westbrook-Ikhine	WR	
						Logan Woodside	QB	
13TH YEAR			5TH YEAR			2ND YEAR		
Morgan Cox	LS		Ola Adeniyi	OLB		Tory Carter	FB	
			Trenton Cannon	RB		Caleb Farley	CB	
11TH YEAR			Da'Shawn Hand	DE		Dez Fitzpatrick	WR	
Randy Bullock	K		Dontrell Hilliard	RB		Terry Godwin	WR	
Ben Jones	C		Jamarco Jones	OL		Tommy Hudson	TE	
Ryan Tannehill	QB		Harold Landry III	OLB		Naquan Jones	DT	
			A.J. Moore Jr.	S		Racey McMath	WR	
10TH YEAR			Jordan Wilkins	RB		Elijah Molden	CB	
Robert Woods	WR					Briley Moore	TE	
			4TH YEAR			Dillon Radunz	OL	
9TH YEAR			Nate Davis	G		Monty Rice (PUP)	LB	
Denico Autry	DL		Amani Hooker	S		Rashad Weaver	OLB	
Taylor Lewan	T		Joshua Kalu	DB		David Wells	TE	
			Justin Lawler	OLB				
8TH YEAR			Corey Levin	C/G				
Bud Dupree	OLB		David Long Jr.	LB		1ST YEAR		
Geoff Swaim	TE		Jeffery Simmons	DT		Elijah Benton	DB	
			Kevin Strong	DE		Shakur Brown	CB	
7TH YEAR						Shyheim Carter	DB	
Kevin Byard	S		3RD YEAR			Christian DiLauro	T	
Derrick Henry	RB		Aaron Brewer	G/C		Carson Green	OL	
Austin Hooper	TE		Deante Burton	CB		Mason Kinsey	WR	
			Kristian Fulton	CB		Willie Wright	C/G	
6TH YEAR			Cody Hollister	WR				
Adrian Colbert	S		Chris Jackson	DB		ROOKIE DRAFT PICKS		
Dylan Cole	LB		Josh Malone	WR		Treyton Burks	WR	
Zach Cunningham	LB		Larrell Murchison	DL		Chance Campbell	LB	
Joe Jones	LB		Jordan Roos	G		Hassan Haskins	RB	

Player	Pos.
Theo Jackson	S
Roger McCreary	CB
Chig Okonkwo	TE
Nicholas Petit-Frere	OL
Kyle Phillips	WR
Malik Willis	QB
ROOKIE FREE AGENTS	
David Anenih	OLB
Tre Avery	CB
Julius Chestnut	RB
Haskell Garrett	DT
Jack Gibbens	LB
Michael Griffin II (IR)	S
Hayden Howerton	G
Jalen McKenzie	T
Xavier Newman	C/G
Thomas Odukoya *	TE
Sam Okuayinonu	DT
Jayden Peevy	DE
Reggie Roberson Jr.	WR
Andrew Ruppich	T
Caleb Shudak (PUP)	K
Ryan Stonehouse	P
Tre Swilling	CB

* NFL International Allocation

As of Aug. 15, 2022

TENNESSEE TITANS ROSTER BY DRAFT ROUND

Player	Pos.	Year	Player	Pos.	Year	Player	Pos.	Year
ROUND 1			ROUND 5			Reggie Roberson Jr.	WR	2022
Treyton Burks	WR	2022	Kyle Phillips	WR	2022	Andrew Ruppich	T	2022
Caleb Farley	CB	2021	Larrell Murchison	DL	2020	Caleb Shudak (PUP)	K	2022
Jeffery Simmons	DT	2019	Jamarco Jones	OL	2018 (Sea)	Ryan Stonehouse	P	2022
Bud Dupree	OLB	2015 (Pit)	Jordan Wilkins	RB	2018 (Ind)	Tre Swilling	CB	2022
Taylor Lewan	T	2014	Randy Bullock	K	2012 (Hou)	Shakur Brown	CB	2021 (Pit)
Ryan Tannehill	QB	2012 (Mia)				Tory Carter	FB	2021
ROUND 2			ROUND 6			Carson Green	OL	2021 (Hou)
Player	Pos.	Year	Player	Pos.	Year	Naquan Jones	DT	2021
Roger McCreary	CB	2022	Chance Campbell	LB	2022	Briley Moore	TE	2021
Dillon Radunz	T	2021	Theo Jackson	S	2022	Elijah Benton	DB	2020 (Cle)
Kristian Fulton	CB	2020	David Long Jr.	LB	2019	Aaron Brewer	G/C	2020
Harold Landry III	OLB	2018	Trenton Cannon	RB	2018 (NYJ)	Shyheim Carter	DB	2020 (NYJ)
Zach Cunningham	ILB	2017 (Hou)	Corey Levin	C/G	2017	Tommy Hudson	TE	2020
DeMarcus Walker	DL	2017 (Den)				Mason Kinsey	WR	2020
Derrick Henry	RB	2016	ROUND 7			Tear Tart	DT	2020
Robert Woods	WR	2013 (Buf)	Player	Pos.	Year	Nick Westbrook-Ikhine	WR	2020
ROUND 3			Racey McMath	WR	2021	Kevin Strong	DE	2019 (Det)
Player	Pos.	Year	Chris Jackson	DB	2020	Willie Wright	C/G	2019 (Cle)
Nicholas Petit-Frere	OL	2022	Terry Godwin	WR	2019 (Car)	Ola Adeniyi	OLB	2018 (Pit)
Malik Willis	QB	2022	Justin Lawler	OLB	2018 (LAR)	Christian DiLauro	T	2018 (Cle)
Elijah Molden	CB	2021	Logan Woodside	QB	2018 (Cin)	Dontrell Hilliard	RB	2018 (Cle)
Monty Rice (PUP)	ILB	2021	Adrian Colbert	S	2017 (SF)	Joshua Kalu	DB	2018
Nate Davis	OL	2019	Geoff Swaim	TE	2015 (Dal)	A.J. Moore Jr.	S	2018 (NE)
Kevin Byard	S	2016				David Wells	TE	2018 (Dal)
Austin Hooper	TE	2016 (Atl)	UNDRAFTED			Deante Burton	CB	2017 (Atl)
ROUND 4			Player	Pos.	Year	Dylan Cole	ILB	2017 (Hou)
Player	Pos.	Year	David Anenih	OLB	2022	Cody Hollister	WR	2017 (NE)
Hassan Haskins	RB	2022	Tre Avery	CB	2022	Joe Jones	LB	2017 (Dal)
Chig Okonkwo	TE	2022	Julius Chestnut	RB	2022	Greg Mabin	CB	2017 (TB)
Dez Fitzpatrick	WR	2021	Haskell Garrett	DT	2022	Jordan Roos	G	2017 (Sea)
Rashad Weaver	OLB	2021	Jack Gibbens	LB	2022	Denico Autry	DL	2014 (Oak)
Amani Hooker	S	2019	Michael Griffin II (IR)	S	2022	Morgan Cox	LS	2010 (Bal)
Da'Shawn Hand	DE	2018 (Det)	Hayden Howerton	G	2022	Brett Kern	P	2008 (Den)
Josh Malone	WR	2017 (Cin)	Jalen McKenzie	T	2022			
Ben Jones	C	2012 (Hou)	Xavier Newman	C/G	2022	* NFL International Allocation		
			Thomas Odukoya *	TE	2022			
			Sam Okuayinonu	DT	2022			
			Jayden Peevy	DE	2022			

As of Aug. 15, 2022

HOW THE TENNESSEE TITANS WERE BUILT

YEAR	DRAFTEES (27)	FREE AGENTS (57)	TRADES/WAIVERS (6)
2022	WR Treylon Burks (1) CB Roger McCreary (2) OL Nicholas Petit-Frere (3a) QB Malik Willis (3b) RB Hassan Haskins (4a) TE Chig Okonkwo (4b) WR Kyle Philips (5) S Theo Jackson (6a) LB Chance Campbell (6b)	DB Shyheim Carter (FA) WR Josh Malone (FA) OLB Justin Lawler (FA) OL Jamarco Jones (UFA-SEA) RB Trenton Cannon (UFA-SF) S A.J. Moore Jr. (UFA-HOU) TE Austin Hooper (FA) OLB David Anenih (FA) CB Tre Avery (FA) RB Julius Chestnut (FA) DT Haskell Garrett (FA) LB Jack Gibbens (FA) G Hayden Howerton (FA) T Jalen McKenzie (FA) C/G Xavier Newman (FA) DT Sam Okuayinonu (FA) DE Jayden Peevy (FA) WR Reggie Roberson Jr. (FA) T Andrew Rupcich (FA) K Caleb Shudak (FA) P Ryan Stonehouse (FA) CB Tre Swilling (FA) DL DeMarcus Walker (FA) DB Terry Godwin (FA) WR Joshua Kalu (FA) CB Shakur Brown (FA) C/G Willie Wright (FA) S Elijah Benton (FA) S Adrian Colbert (FA) CB Deante Burton (FA) TE David Wells (FA)	WR Robert Woods (T-LAR) OL Carson Green (W-HOU)
2021	CB Caleb Farley (1) OL Dillon Radunz (2) LB Monty Rice (3a) CB Elijah Molden (3b) WR Dez Fitzpatrick (4a) OLB Rashad Weaver (4b) WR Racey McMath (6a)	WR Mason Kinsey (FA) DL Denico Autry (UFA-IND) LS Morgan Cox (UFA-BAL) OLB Bud Dupree (UFA-PIT) OLB Ola Adeniyi (FA) FB Tory Carter (FA) DT Naquan Jones (FA) TE Briley Moore (FA) T Christian DiLauro (FA) G Jordan Roos (FA) K Randy Bullock (FA) LB Joe Jones (FA) LB Dylan Cole (FA) CB Greg Mabin (FA) RB Dontrell Hilliard (FA) DE Kevin Strong (FA) RB Jordan Wilkins (FA) DE Da'Shawn Hand (FA)	C/G Corey Levin (W-NYJ) LB Zach Cunningham (W-HOU)
2020	CB Kristian Fulton (2) DL Larrell Murchison (5) CB Chris Jackson (7b)	G/C Aaron Brewer (FA) TE Tommy Hudson (FA) DT Teair Tart (FA) WR Nick Westbrook-Ikhine (FA) TE Geoff Swaim (FA)	
2019	DT Jeffery Simmons (1) G Nate Davis (3) S Amani Hooker (4) LB David Long Jr. (6)	QB Logan Woodside (FA) WR Cody Hollister (FA)	QB Ryan Tannehill (T-MIA)
2018	OLB Harold Landry III (2)		
2016	RB Derrick Henry (2c) S Kevin Byard (3)	C Ben Jones (UFA-HOU)	
2014	T Taylor Lewan (1)		
2009			P Brett Kern (W-DEN)

TENNESSEE TITANS POSITIONAL ROSTER - OFFENSE

QUARTERBACKS (3)

17	Tannehill, Ryan	QB	6-4	217	7/27/88	11	Texas A&M	Big Spring, Texas	T (MIA)-'19
7	Willis, Malik	QB	6-1	219	5/25/99	R	Liberty	Atlanta, Ga.	D3b-'22
5	Woodside, Logan	QB	6-1	213	1/27/95	3	Toledo	Frankfort, Ky.	FA-'19

RUNNING BACKS (7)

23	Cannon, Trenton	RB	5-11	185	7/23/94	5	Virginia State	Hampton, Va.	UFA (SF)-'21
44	Carter, Tory	FB	6-0	229	3/16/99	2	Louisiana State	Valdosta, Ga.	FA-'21
36	Chestnut, Julius	RB	5-11	228	10/26/00	R	Sacred Heart	Bowie, Md.	FA-'22
25	Haskins, Hassan	RB	6-2	228	11/26/99	R	Michigan	St. Louis, Mo.	D4a-'22
22	Henry, Derrick	RB	6-3	247	1/4/94	7	Alabama	Yulee, Fla.	D2c-'16
40	Hilliard, Dontrell	RB	5-11	202	2/26/95	5	Tulane	Baton Rouge, La.	FA-'21
20	Wilkins, Jordan	RB	6-1	212	7/18/94	5	Mississippi	Cordova, Tenn.	FA-'21

WIDE RECEIVERS (12)

16	Burks, Treyton	WR	6-2	225	3/23/00	R	Arkansas	Warren, Ark.	D1-'22
10	Fitzpatrick, Dez	WR	6-2	208	12/17/97	2	Louisville	Farmington Hills, Mich.	D4a-'21
80	Godwin, Terry	WR	5-11	185	10/23/96	2	Georgia	Hogansville, Ga.	FA-'22
8	Hollister, Cody	WR	6-4	220	11/18/93	3	Arkansas	Bend, Ore.	FA-'19
12	Kinsey, Mason	WR	5-10	202	8/29/98	1	Berry College	Demorest, Ga.	FA-'21
84	Lewis, Brandon	WR	5-9	175	2/8/99	R	Air Force	San Diego, Calif.	FA-'22
86	Malone, Josh	WR	6-3	205	3/21/96	3	Tennessee	Gallatin, Tenn.	FA-'22
13	McMath, Racey	WR	6-3	217	6/14/99	2	Louisiana State	New Orleans, La.	D6a-'21
18	Phillips, Kyle	WR	5-11	189	6/17/99	R	UCLA	San Marcos, Calif.	D5-'22
88	Roberson Jr., Reggie	WR	5-11	193	10/14/98	R	Southern Methodist	Desoto, Texas	FA-'22
15	Westbrook-Ikhine, Nick	WR	6-2	211	3/21/97	3	Indiana	Lake Mary, Fla.	FA-'20
2	Woods, Robert	WR	6-0	195	4/10/92	10	Southern California	Gardena, Calif.	T (LAR)-'22

TIGHT ENDS (6)

81	Hooper, Austin	TE	6-4	254	10/29/94	7	Stanford	San Mateo, Calif.	FA-'22
89	Hudson, Tommy	TE	6-3	255	2/22/97	2	Arizona State	San Jose, Calif.	FA-'20
82	Moore, Briley	TE	6-4	240	1/13/98	2	Kansas State	Blue Springs, Mo.	FA-'21
85	Okonkwo, Chig	TE	6-3	238	9/8/99	R	Maryland	Powder Springs, Ga.	D4b-'22
87	Swaim, Geoff	TE	6-4	260	9/16/93	8	Texas	Chico, Calif.	FA-'20
83	Wells, David	TE	6-6	260	5/2/95	2	San Diego State	Clovis, Calif.	FA-'22

CENTERS (4)

60	Jones, Ben	C	6-3	308	7/2/89	11	Georgia	Brent, Ala.	UFA (HOU)-'16
62	Levin, Corey	C/G	6-4	307	8/12/94	4	Chattanooga	Dacula, Ga.	FA-'21
67	Newman, Xavier	C/G	6-2	297	8/4/99	R	Baylor	Desoto, Texas	FA-'22
68	Wright, Willie	C/G	6-3	300	2/25/96	1	Tulsa	Houston, Texas	FA-'22

GUARDS (5)

55	Brewer, Aaron	G/C	6-1	295	10/28/97	3	Texas State	Dallas, Texas	FA-'20
64	Davis, Nate	G	6-3	316	9/23/96	4	Charlotte	Ashburn, Va.	D3-'19
61	Howerton, Hayden	G	6-3	300	2/11/99	R	Southern Methodist	Katy, Texas	FA-'22
73	Jones, Jamarco	OL	6-4	293	6/4/96	5	Ohio State	Chicago, Ill.	UFA (SEA)-'21
70	Roos, Jordan	G	6-3	302	7/6/93	3	Purdue	Celina, Texas	FA-'21

TACKLES (7)

69	DiLauro, Christian	T	6-6	300	11/11/94	1	Illinois	Uniontown, Ohio	FA-'21
66	Green, Carson	OL	6-6	320	5/4/99	1	Texas A&M	Southlake, Texas	W (HOU)-'22
77	Lewan, Taylor	T	6-7	309	7/22/91	9	Michigan	Cave Creek, Ariz.	D1-'14
71	McKenzie, Jalen	T	6-5	310	7/10/99	R	Southern California	Concord, Calif.	FA-'22
78	Petit-Frere, Nicholas	OL	6-5	316	9/15/99	R	Ohio State	Tampa, Fla.	D3a-'22
75	Radunz, Dillon	OL	6-6	301	3/28/98	2	North Dakota State	Becker, Minn.	D2-'21
76	Rupcich, Andrew	T	6-6	318	4/1/99	R	Culver-Stockton	Wonder Lake, Ill.	FA-'22

LONG SNAPPER (1)

46	Cox, Morgan	LS	6-4	233	4/26/86	13	Tennessee	Collierville, Tenn.	UFA (BAL)-'21
----	-------------	----	-----	-----	---------	----	-----------	---------------------	---------------

PLACEKICKERS (2)

14	Bullock, Randy	K	5-9	210	12/16/89	11	Texas A&M	Klein, Texas	FA-'21
11	Shudak, Caleb	K	5-7	177	11/19/97	R	Iowa	Council Bluffs, Iowa	FA-'22

As of Aug. 15, 2022

TENNESSEE TITANS POSITIONAL ROSTER - DEFENSE

DEFENSIVE LINEMEN (11)

96	Autry, Denico	DL	6-5	285	7/15/90	9	Mississippi State	Albemarle, N.C.	UFA (IND)-'21
79	Garrett, Haskell	DT	6-2	300	5/4/98	R	Ohio State	Las Vegas, Nev.	FA-'22
94	Hand, Da'Shawn	DE	6-3	297	11/14/95	5	Alabama	Woodbridge, Va.	FA-'21
90	Jones, Naquan	DT	6-3	313	2/5/98	2	Michigan State	Evanston, Ill.	FA-'21
91	Murchison, Larrell	DL	6-2	297	4/24/97	3	North Carolina State	Elizabethtown, N.C.	D5-'20
68	Okuyayinonu, Sam	DT	6-1	269	5/1/98	R	Maryland	Lowell, Mass.	FA-'22
72	Peevy, Jayden	DE	6-5	308	9/3/99	R	Texas A&M	Bellaire, Texas	FA-'22
98	Simmons, Jeffery	DL	6-4	305	7/28/97	4	Mississippi State	Macon, Miss.	D1-'19
97	Strong, Kevin	DE	6-4	295	8/5/96	4	Texas-San Antonio	Cleveland, Texas	FA-'21
93	Tart, Teair	DT	6-2	304	2/28/97	3	Florida International	Philadelphia, Pa.	FA-'20
95	Walker, DeMarcus	DL	6-4	280	9/30/94	6	Florida State	Jacksonville, Fla.	FA-'22

LINEBACKERS (13)

92	Adeniyi, Ola	OLB	6-1	248	9/12/97	5	Toledo	Fort Bend County, Texas	FA-'21
54	Anenih, David	OLB	6-2	245	8/15/99	R	Houston	Arlington, Texas	FA-'22
45	Campbell, Chance	LB	6-2	232	10/8/99	R	Mississippi	Ellicott City, Md.	D6b-'22
53	Cole, Dylan	LB	6-0	237	5/19/94	6	Missouri State	Springfield, Mo.	FA-'21
41	Cunningham, Zach	LB	6-3	238	12/12/94	6	Vanderbilt	Pinson, Ala.	W (HOU)-'21
48	Dupree, Bud	OLB	6-4	269	2/12/93	8	Kentucky	Irwinton, Ga.	UFA (PIT)-'21
50	Gibbens, Jack	LB	6-3	242	11/24/98	R	Minnesota	Bulverde, Texas	FA-'22
42	Jones, Joe	LB	6-0	240	2/21/94	6	Northwestern	Plano, Ill.	FA-'21
58	Landry III, Harold	OLB	6-2	252	6/5/96	5	Boston College	Spring Lake, N.C.	D2-'18
57	Lawler, Justin	OLB	6-4	265	12/23/94	4	Southern Methodist	Pottsboro, Texas	FA-'22
51	Long Jr., David	LB	5-11	227	10/12/96	4	West Virginia	Cincinnati, Ohio	D6-'19
56	Rice, Monty	LB	6-0	233	1/8/99	2	Georgia	Huntsville, Ala.	D3a-'21
99	Weaver, Rashad	OLB	6-4	259	11/10/97	2	Pittsburgh	Fort Lauderdale, Fla.	D4b-'21

CORNERBACKS (11)

23	Avery, Tre	CB	5-11	181	2/26/97	R	Rutgers	Baltimore, Md.	FA-'22
38	Brown, Shakur	CB	5-10	190	4/1/99	1	Michigan State	Stockbridge, Ga.	FA-'22
40	Burton, Deante	CB	6-2	205	7/12/94	3	Kansas State	Manhattan, Kan.	FA-'22
36	Carter, Shyheim	DB	5-10	194	12/15/97	1	Alabama	Kentwood, La.	FA-'22
3	Farley, Caleb	CB	6-2	197	11/2/98	2	Virginia Tech	Maiden, N.C.	D1-'21
26	Fulton, Kristian	CB	5-11	197	9/3/98	3	Louisiana State	New Orleans, La.	D2-'20
35	Jackson, Chris	DB	5-10	193	4/13/98	3	Marshall	Tallahassee, Fla.	D7b-'20
30	Mabin, Greg	CB	6-2	200	6/25/94	6	Iowa	Fort Lauderdale, Fla.	FA-'21
21	McCreary, Roger	CB	5-11	190	2/10/00	R	Auburn	Mobile, Ala.	D2-'22
24	Molden, Elijah	CB	5-10	192	1/30/99	2	Washington	West Linn, Ore.	D3b-'21
20	Swilling, Tre	CB	6-1	196	3/26/99	R	Georgia Tech	New Orleans, La.	FA-'22

SAFETIES (7)

39	Benton, Elijah	S	6-1	205	9/5/96	1	Liberty	Lynchburg, Va.	FA-'22
31	Byard, Kevin	S	5-11	212	8/17/93	7	Middle Tennessee State	Lithonia, Ga.	D3-'16
32	Colbert, Adrian	S	6-2	205	10/6/93	6	Miami (Fla.)	Wichita Falls, Texas	FA-'22
37	Hooker, Amani	S	5-11	210	6/14/98	4	Iowa	Minneapolis, Minn.	D4-'19
29	Jackson, Theo	S	6-1	198	10/2/98	R	Tennessee	Nashville, Tenn.	D6a-'22
28	Kalu, Joshua	DB	6-0	203	8/28/95	4	Nebraska	Houston, Texas	FA-'22
33	Moore Jr., A.J.	S	5-11	200	12/15/95	5	Mississippi	Bassfield, Miss.	UFA (HOU)-'22

PUNTERS (2)

6	Kern, Brett	P	6-2	214	2/17/86	15	Toledo	Grand Island, N.Y.	W (DEN)-'09
4	Stonehouse, Ryan	P	5-10	193	5/11/99	R	Colorado State	La Verne, Calif.	FA-'22

As of Aug. 15, 2022

TENNESSEE TITANS ALPHABETICAL ROSTER

NO.	NAME	POS.	HT.	WT.	BIRTHDATE	EXP.	COLLEGE	HOMETOWN	ACQUIRED
92	Adeniyi, Ola	OLB	6-1	248	9/12/97	5	Toledo	Fort Bend County, Texas	FA-'21
54	Anenih, David	OLB	6-2	245	8/15/99	R	Houston	Arlington, Texas	FA-'22
96	Autry, Denico	DL	6-5	285	7/15/90	9	Mississippi State	Albemarle, N.C.	UFA (IND)-'21
23d	Avery, Tre	CB	5-11	181	2/26/97	R	Rutgers	Baltimore, Md.	FA-'22
39	Benton, Elijah	S	6-1	205	9/5/96	1	Liberty	Lynchburg, Va.	FA-'22
55	Brewer, Aaron	G/C	6-1	295	10/28/97	3	Texas State	Dallas, Texas	FA-'20
38	Brown, Shakur	CB	5-10	190	4/1/99	1	Michigan State	Stockbridge, Ga.	FA-'22
14	Bullock, Randy	K	5-9	210	12/16/89	11	Texas A&M	Klein, Texas	FA-'21
16	Burks, Treyton	WR	6-2	225	3/23/00	R	Arkansas	Warren, Ark.	D1-'22
40d	Burton, Deante	CB	6-2	205	7/12/94	3	Kansas State	Manhattan, Kan.	FA-'22
31	Byard, Kevin	S	5-11	212	8/17/93	7	Middle Tennessee State	Lithonia, Ga.	D3-'16
45	Campbell, Chance	LB	6-2	232	10/8/99	R	Mississippi	Ellicott City, Md.	D6b-'22
23o	Cannon, Trenton	RB	5-11	185	7/23/94	5	Virginia State	Hampton, Va.	UFA (SF)-'21
36d	Carter, Shyheim	DB	5-10	194	12/15/97	1	Alabama	Kentwood, La.	FA-'22
44	Carter, Tory	FB	6-0	229	3/16/99	2	Louisiana State	Valdosta, Ga.	FA-'21
36o	Chestnut, Julius	RB	5-11	228	10/26/00	R	Sacred Heart	Bowie, Md.	FA-'22
32	Colbert, Adrian	S	6-2	205	10/6/93	6	Miami (Fla.)	Wichita Falls, Texas	FA-'22
53	Cole, Dylan	LB	6-0	237	5/19/94	6	Missouri State	Springfield, Mo.	FA-'21
46	Cox, Morgan	LS	6-4	233	4/26/86	13	Tennessee	Collierville, Tenn.	UFA (BAL)-'21
41	Cunningham, Zach	LB	6-3	238	12/12/94	6	Vanderbilt	Pinson, Ala.	W (HOU)-'21
64	Davis, Nate	G	6-3	316	9/23/96	4	Charlotte	Ashburn, Va.	D3-'19
69	DiLauro, Christian	T	6-6	300	11/11/94	1	Illinois	Uniontown, Ohio	FA-'21
48	Dupree, Bud	OLB	6-4	269	2/12/93	8	Kentucky	Irwinton, Ga.	UFA (PIT)-'21
3	Farley, Caleb	CB	6-2	197	11/2/98	2	Virginia Tech	Maiden, N.C.	D1-'21
10	Fitzpatrick, Dez	WR	6-2	208	12/17/97	2	Louisville	Farmington Hills, Mich.	D4a-'21
26	Fulton, Kristian	CB	5-11	197	9/3/98	3	Louisiana State	New Orleans, La.	D2-'20
79	Garrett, Haskell	DT	6-2	300	5/4/98	R	Ohio State	Las Vegas, Nev.	FA-'22
50	Gibbens, Jack	LB	6-3	242	11/24/98	R	Minnesota	Bulverde, Texas	FA-'22
80	Godwin, Terry	WR	5-11	185	10/23/96	2	Georgia	Hogansville, Ga.	FA-'22
66	Green, Carson	OL	6-6	320	5/4/99	1	Texas A&M	Southlake, Texas	W (HOU)-'22
94	Hand, Da'Shawn	DE	6-3	297	11/14/95	5	Alabama	Woodbridge, Va.	FA-'21
25	Haskins, Hassan	RB	6-2	228	11/26/99	R	Michigan	St. Louis, Mo.	D4a-'22
22	Henry, Derrick	RB	6-3	247	1/4/94	7	Alabama	Yulee, Fla.	D2c-'16
40o	Hilliard, Dontrell	RB	5-11	202	2/26/95	5	Tulane	Baton Rouge, La.	FA-'21
8	Hollister, Cody	WR	6-4	220	11/18/93	3	Arkansas	Bend, Ore.	FA-'19
37	Hooker, Amani	S	5-11	210	6/14/98	4	Iowa	Minneapolis, Minn.	D4-'19
81	Hooper, Austin	TE	6-4	254	10/29/94	7	Stanford	San Mateo, Calif.	FA-'22
61	Howerton, Hayden	G	6-3	300	2/11/99	R	Southern Methodist	Katy, Texas	FA-'22
89	Hudson, Tommy	TE	6-3	255	2/22/97	2	Arizona State	San Jose, Calif.	FA-'20
35	Jackson, Chris	DB	5-10	193	4/13/98	3	Marshall	Tallahassee, Fla.	D7b-'20
29	Jackson, Theo	S	6-1	198	10/2/98	R	Tennessee	Nashville, Tenn.	D6a-'22
60	Jones, Ben	C	6-3	308	7/2/89	11	Georgia	Brent, Ala.	UFA (HOU)-'16
73	Jones, Jamarco	OL	6-4	293	6/4/96	5	Ohio State	Chicago, Ill.	UFA (SEA)-'21
42	Jones, Joe	LB	6-0	240	2/21/94	6	Northwestern	Plano, Ill.	FA-'21
90	Jones, Naguan	DT	6-3	313	2/5/98	2	Michigan State	Evanston, Ill.	FA-'21
28	Kalu, Joshua	DB	6-0	203	8/28/95	4	Nebraska	Houston, Texas	FA-'22
6	Kern, Brett	P	6-2	214	2/17/86	15	Toledo	Grand Island, N.Y.	W (DEN)-'09
12	Kinsey, Mason	WR	5-10	202	8/29/98	1	Berry College	Demorest, Ga.	FA-'21
58	Landry III, Harold	OLB	6-2	252	6/5/96	5	Boston College	Spring Lake, N.C.	D2-'18
57	Lawler, Justin	OLB	6-4	265	12/23/94	4	Southern Methodist	Pottsboro, Texas	FA-'22
62	Levin, Corey	C/G	6-4	307	8/12/94	4	Chattanooga	Dacula, Ga.	FA-'21
77	Lewan, Taylor	T	6-7	309	7/22/91	9	Michigan	Cave Creek, Ariz.	D1-'14
51	Long Jr., David	LB	5-11	227	10/12/96	4	West Virginia	Cincinnati, Ohio	D6-'19
30	Mabin, Greg	CB	6-2	200	6/25/94	6	Iowa	Fort Lauderdale, Fla.	FA-'21
86	Malone, Josh	WR	6-3	205	3/21/96	3	Tennessee	Gallatin, Tenn.	FA-'22
21	McCreary, Roger	CB	5-11	190	2/10/00	R	Auburn	Mobile, Ala.	D2-'22
71	McKenzie, Jalen	T	6-5	310	7/10/99	R	Southern California	Concord, Calif.	FA-'22
13	McMath, Racey	WR	6-3	217	6/14/99	2	Louisiana State	New Orleans, La.	D6a-'21
24	Molden, Elijah	CB	5-10	192	1/30/99	2	Washington	West Linn, Ore.	D3b-'21
33	Moore Jr., A.J.	S	5-11	200	12/15/95	5	Mississippi	Bassfield, Miss.	UFA (HOU)-'22
82	Moore, Briley	TE	6-4	240	1/13/98	2	Kansas State	Blue Springs, Mo.	FA-'21
91	Murchison, Larrell	DL	6-2	297	4/24/97	3	North Carolina State	Elizabethtown, N.C.	D5-'20
67	Newman, Xavier	C/G	6-2	297	8/4/99	R	Baylor	Desoto, Texas	FA-'22
85	Okonkwo, Chig	TE	6-3	238	9/8/99	R	Maryland	Powder Springs, Ga.	D4b-'22
68d	Okuyinonu, Sam	DT	6-1	269	5/1/98	R	Maryland	Lowell, Mass.	FA-'22
72	Peevy, Jayden	DE	6-5	308	9/3/99	R	Texas A&M	Bellaire, Texas	FA-'22
78	Petit-Frere, Nicholas	OL	6-5	316	9/15/99	R	Ohio State	Tampa, Fla.	D3a-'22
18	Philips, Kyle	WR	5-11	189	6/17/99	R	UCLA	San Marcos, Calif.	D5-'22
75	Radunz, Dillon	OL	6-6	301	3/28/98	2	North Dakota State	Becker, Minn.	D2-'21
88	Roberson Jr., Reggie	WR	5-11	193	10/14/98	R	Southern Methodist	Desoto, Texas	FA-'22
70	Roos, Jordan	G	6-3	302	7/6/93	3	Purdue	Celina, Texas	FA-'21
76	Rupcich, Andrew	T	6-6	318	4/1/99	R	Culver-Stockton	Wonder Lake, Ill.	FA-'22
98	Simmons, Jeffery	DT	6-4	305	7/28/97	4	Mississippi State	Macon, Miss.	D1-'19
4	Stonehouse, Ryan	P	5-10	193	5/11/99	R	Colorado State	La Verne, Calif.	FA-'22
97	Strong, Kevin	DE	6-4	295	8/5/96	4	Texas-San Antonio	Cleveland, Texas	FA-'21
87	Swaim, Geoff	TE	6-4	260	9/16/93	8	Texas	Chico, Calif.	FA-'20
20d	Swilling, Tre	CB	6-1	196	3/26/99	R	Georgia Tech	New Orleans, La.	FA-'22
17	Tannehill, Ryan	QB	6-4	217	7/27/88	11	Texas A&M	Big Spring, Texas	T (MIA)-'19
93	Tart, Teair	DL	6-2	304	2/28/97	3	Florida International	Philadelphia, Pa.	FA-'20
95	Walker, DeMarcus	OL	6-4	280	9/30/94	6	Florida State	Jacksonville, Fla.	FA-'22
99	Weaver, Rashad	OLB	6-4	259	11/10/97	2	Pittsburgh	Fort Lauderdale, Fla.	D4b-'21
83	Wells, David	TE	6-6	260	5/2/95	2	San Diego State	Clovis, Calif.	FA-'22
15	Westbrook-Ikhine, Nick	WR	6-2	211	3/21/97	3	Indiana	Lake Mary, Fla.	FA-'20
20o	Wilkins, Jordan	RB	6-1	212	7/18/94	5	Mississippi	Cordova, Tenn.	FA-'21
7	Willis, Malik	QB	6-1	219	5/25/99	R	Liberty	Atlanta, Ga.	D3b-'22
2	Woods, Robert	WR	6-0	195	4/10/92	10	Southern California	Gardena, Calif.	T (LAR)-'22
5	Woodside, Logan	QB	6-1	213	1/27/95	3	Toledo	Frankfort, Ky.	FA-'19
68o	Wright, Willie	C/G	6-3	300	2/25/96	1	Tulsa	Houston, Texas	FA-'22
PHYSICALLY UNABLE TO PERFORM (2):									
56	Rice, Monty	LB	6-0	233	1/8/99	2	Georgia	Huntsville, Ala.	D3a-'21
11	Shudak, Caleb	K	5-7	177	11/19/97	R	Iowa	Council Bluffs, Iowa	FA-'22
RESERVE/INJURED (1):									
32	Griffin II, Michael	S	5-11	213	6/23/98	R	South Dakota State	Cottage Grove, Minn.	FA-'22
NFL INTERNATIONAL ALLOCATION (1):									
49	Odukoya, Thomas	TE	6-6	253	5/5/97	R	Eastern Michigan	Almere, Netherlands	FA-'22

Active Roster Count: 90

As of Aug. 15, 2022

HEAD COACH: MIKE VRABEL

ASSISTANT COACHES: SHANE BOWEN (defensive coordinator), TODD DOWNING (offensive coordinator), CRAIG AUKERMAN (special teams), BRIAN BELL (sports performance coordinator), CHASE BLACKBURN (assistant special teams), SCOTT BOOKER (safeties), KYLAN BUTLER (offensive assistant), KEITH CARTER (offensive line), RYAN CROW (outside linebackers), TONY DEWS (running backs), ERIK FRAZIER (offensive skill assistant), JASON HOUGHTALING (offensive line assistant), TIM KELLY (passing game coordinator), BOBBY KING (inside linebackers), ZAK KUHR (inside linebackers assistant), CLINTON McMILLAN (defensive line assistant), ANTHONY MIDGET (secondary), ROB MOORE (wide receivers), PAT O'HARA (quarterbacks), FRANK PIRAINO (director of sports performance), TYLER ROUSE (sports performance assistant), JIM SCHWARTZ (senior defensive assistant), LUKE STECKEL (tight ends), JOHN STREICHER (coordinator of football development), MIKE SULLIVAN (assistant offensive line), TERRELL WILLIAMS (defensive line)

GAME PREVIEW

TEAM NOTES

PLAYER NOTES

MEDIA

STATISTICS

ROSTERS

TENNESSEE TITANS NUMERICAL ROSTER

NO.	NAME	POS.	HT.	WT.	AGE	EXP.	COLLEGE	HOMETOWN	ACQUIRED
2	Robert Woods	WR	6-0	195	30	10	Southern California	Gardena, Calif.	T (LAR)-'22
3	Caleb Farley	CB	6-2	197	23	2	Virginia Tech	Maiden, N.C.	D1-'21
4	Ryan Stonehouse	P	5-10	193	23	R	Colorado State	La Verne, Calif.	FA-'22
5	Logan Woodside	QB	6-1	213	27	3	Toledo	Frankfort, Ky.	FA-'19
6	Brett Kern	P	6-2	214	36	15	Toledo	Grand Island, N.Y.	W (DEN)-'09
7	Malik Willis	QB	6-1	219	23	R	Liberty	Atlanta, Ga.	D3b-'22
8	Cody Hollister	WR	6-4	220	28	3	Arkansas	Bend, Ore.	FA-'19
10	Dez Fitzpatrick	WR	6-2	208	24	2	Louisville	Farmington Hills, Mich.	D4a-'21
12	Mason Kinsey	WR	5-10	202	23	1	Berry College	Demorest, Ga.	FA-'21
13	Racey McMath	WR	6-3	217	23	2	Louisiana State	New Orleans, La.	D6a-'21
14	Randy Bullock	K	5-9	210	32	11	Texas A&M	Klein, Texas	FA-'21
15	Nick Westbrook-Ikhine	WR	6-2	211	25	3	Indiana	Lake Mary, Fla.	FA-'20
16	Treyton Burks	WR	6-2	225	22	R	Arkansas	Warren, Ark.	D1-'22
17	Ryan Tannehill	QB	6-4	217	34	11	Texas A&M	Big Spring, Texas	T (MIA)-'19
18	Kyle Philips	WR	5-11	189	23	R	UCLA	San Marcos, Calif.	D5-'22
20d	Tre Swilling	CB	6-1	196	23	R	Georgia Tech	New Orleans, La.	FA-'22
20o	Jordan Wilkins	RB	6-1	212	28	5	Mississippi	Cordova, Tenn.	FA-'21
21	Roger McCreary	CB	5-11	190	22	R	Auburn	Mobile, Ala.	D2-'22
22	Derrick Henry	RB	6-3	247	28	7	Alabama	Yulee, Fla.	D2c-'16
23d	Tre Avery	CB	5-11	181	25	R	Rutgers	Baltimore, Md.	FA-'22
23o	Trenton Cannon	RB	5-11	185	28	5	Virginia State	Hampton, Va.	UFA (SF)-'21
24	Elijah Molden	CB	5-10	192	23	2	Washington	West Linn, Ore.	D3b-'21
25	Hassan Haskins	RB	6-2	228	22	R	Michigan	St. Louis, Mo.	D4a-'22
26	Kristian Fulton	CB	5-11	197	23	3	Louisiana State	New Orleans, La.	D2-'20
28	Joshua Kalu	DB	6-0	203	26	4	Nebraska	Houston, Texas	FA-'22
29	Theo Jackson	S	6-1	198	23	R	Tennessee	Nashville, Tenn.	D6a-'22
30	Greg Mabin	CB	6-2	200	28	6	Iowa	Fort Lauderdale, Fla.	FA-'21
31	Kevin Byard	S	5-11	212	28	7	Middle Tennessee State	Lithonia, Ga.	D3-'16
32	Adrian Colbert	S	6-2	205	28	6	Miami (Fla.)	Wichita Falls, Texas	FA-'22
33	A.J. Moore Jr.	S	5-11	200	26	5	Mississippi	Bassfield, Miss.	UFA (HOU)-'22
35	Chris Jackson	DB	5-10	193	24	3	Marshall	Tallahassee, Fla.	D7b-'20
36d	Shyheim Carter	DB	5-10	194	24	1	Alabama	Kentwood, La.	FA-'22
36o	Julius Chestnut	RB	5-11	228	21	R	Sacred Heart	Bowie, Md.	FA-'22
37	Amani Hooker	S	5-11	210	24	4	Iowa	Minneapolis, Minn.	D4-'19
38	Shakur Brown	CB	5-10	190	23	1	Michigan State	Stockbridge, Ga.	FA-'22
39	Elijah Benton	S	6-1	205	25	1	Liberty	Lynchburg, Va.	FA-'22
40d	Deante Burton	CB	6-2	205	28	3	Kansas State	Manhattan, Kan.	FA-'22
40o	Dontrell Hilliard	RB	5-11	202	27	5	Tulane	Baton Rouge, La.	FA-'21
41	Zach Cunningham	LB	6-3	238	27	6	Vanderbilt	Pinson, Ala.	W (HOU)-'21
42	Joe Jones	LB	6-0	240	28	6	Northwestern	Plano, Ill.	FA-'21
44	Tory Carter	FB	6-0	229	23	2	Louisiana State	Valdosta, Ga.	FA-'21
45	Chance Campbell	LB	6-2	232	22	R	Mississippi	Ellicott City, Md.	D6b-'22
46	Morgan Cox	LS	6-4	233	36	13	Tennessee	Collierville, Tenn.	UFA (BAL)-'21
48	Bud Dupree	OLB	6-4	269	29	8	Kentucky	Irvington, Ga.	UFA (PIT)-'21
50	Jack Gibbens	LB	6-3	242	23	R	Minnesota	Bulverde, Texas	FA-'22
51	David Long Jr.	LB	5-11	227	25	4	West Virginia	Cincinnati, Ohio	D6-'19
53	Dylan Cole	LB	6-0	237	28	6	Missouri State	Springfield, Mo.	FA-'21
54	David Anenih	OLB	6-2	245	22	R	Houston	Arlington, Texas	FA-'22
55	Aaron Brewer	G/C	6-1	295	24	3	Texas State	Dallas, Texas	FA-'20
57	Justin Lawler	OLB	6-4	265	27	4	Southern Methodist	Pottsboro, Texas	FA-'22
58	Harold Landry III	OLB	6-2	252	26	5	Boston College	Spring Lake, N.C.	D2-'18
60	Ben Jones	C	6-3	308	33	11	Georgia	Brent, Ala.	UFA (HOU)-'16
61	Hayden Howerton	G	6-3	300	23	R	Southern Methodist	Katy, Texas	FA-'22
62	Corey Levin	C/G	6-4	307	28	4	Chattanooga	Dacula, Ga.	FA-'21
64	Nate Davis	G	6-3	316	25	4	Charlotte	Ashburn, Va.	D3-'19
66	Carson Green	OL	6-6	320	23	1	Texas A&M	Southlake, Texas	W (HOU)-'22
67	Xavier Newman	C/G	6-2	297	23	R	Baylor	Desoto, Texas	FA-'22
68d	Sam Okuyinonu	DT	6-1	269	24	R	Maryland	Lowell, Mass.	FA-'22
68o	Willie Wright	C/G	6-3	300	26	1	Tulsa	Houston, Texas	FA-'22
69	Christian DiLauro	T	6-6	300	27	1	Illinois	Uniontown, Ohio	FA-'21
70	Jordan Roos	G	6-3	302	29	3	Purdue	Celina, Texas	FA-'21
71	Jalen McKenzie	T	6-5	310	23	R	Southern California	Concord, Calif.	FA-'22
72	Jayden Peevy	DE	6-5	308	22	R	Texas A&M	Bellaire, Texas	FA-'22
73	Jamarco Jones	OL	6-4	293	26	5	Ohio State	Chicago, Ill.	UFA (SEA)-'21
75	Dillon Radunz	OL	6-6	301	24	2	North Dakota State	Becker, Minn.	D2-'21
76	Andrew Ruppich	T	6-6	318	23	R	Culver-Stockton	Wonder Lake, Ill.	FA-'22
77	Taylor Lewan	T	6-7	309	31	9	Michigan	Cave Creek, Ariz.	D1-'14
78	Nicholas Pettit-Frere	OL	6-5	316	22	R	Ohio State	Tampa, Fla.	D3a-'22
79	Haskell Garrett	DT	6-2	300	24	R	Ohio State	Las Vegas, Nev.	FA-'22
80	Terry Godwin	WR	5-11	185	25	2	Georgia	Hogansville, Ga.	FA-'22
81	Austin Hooper	TE	6-4	254	27	7	Stanford	San Mateo, Calif.	FA-'22
82	Briley Moore	TE	6-4	240	24	2	Kansas State	Blue Springs, Mo.	FA-'21
83	David Wells	TE	6-6	260	27	2	San Diego State	Clovis, Calif.	FA-'22
85	Chig Okonkwo	TE	6-3	238	22	R	Maryland	Powder Springs, Ga.	D4b-'22
86	Josh Malone	WR	6-3	205	26	3	Tennessee	Gallatin, Tenn.	FA-'22
87	Geoff Swaim	TE	6-4	260	28	8	Texas	Chico, Calif.	FA-'20
88	Reggie Roberson Jr.	WR	5-11	193	23	R	Southern Methodist	Desoto, Texas	FA-'22
89	Tommy Hudson	TE	6-3	255	25	2	Arizona State	San Jose, Calif.	FA-'20
90	Naquan Jones	DT	6-3	313	24	2	Michigan State	Evanston, Ill.	FA-'21
91	Larrell Murchison	DL	6-2	297	25	3	North Carolina State	Elizabethtown, N.C.	D5-'20
92	Ola Adeniyi	OLB	6-1	248	24	5	Toledo	Fort Bend County, Texas	FA-'21
93	Teair Tart	DT	6-2	304	25	3	Florida International	Philadelphia, Pa.	FA-'20
94	Da'Shawn Hand	DE	6-3	297	26	5	Alabama	Woodbridge, Va.	FA-'21
95	DeMarcus Walker	DL	6-4	280	27	6	Florida State	Jacksonville, Fla.	FA-'22
96	Denico Autry	DL	6-5	285	32	9	Mississippi State	Albemarle, N.C.	UFA (IND)-'21
97	Kevin Strong	DE	6-4	295	26	4	Texas-San Antonio	Cleveland, Texas	FA-'21
98	Jeffery Simmons	DT	6-4	305	25	4	Mississippi State	Macon, Miss.	D1-'19
99	Rashad Weaver	OLB	6-4	259	24	2	Pittsburgh	Fort Lauderdale, Fla.	D4b-'21
PHYSICALLY UNABLE TO PERFORM (2):									
11	Caleb Shudak	K	5-7	177	24	R	Iowa	Council Bluffs, Iowa	FA-'22
56	Monty Rice	LB	6-0	233	23	2	Georgia	Huntsville, Ala.	D3a-'21
RESERVE/INJURED (1):									
32	Michael Griffin II	S	5-11	213	24	R	South Dakota State	Cottage Grove, Minn.	FA-'22
NFL INTERNATIONAL ALLOCATION (1):									
49	Thomas Odukoya	TE	6-6	253	25	R	Eastern Michigan	Almere, Netherlands	FA-'22

Active Roster Count: 90 As of Aug. 15, 2022

HEAD COACH: MIKE RABEL

ASSISTANT COACHES: SHANE BOWEN (defensive coordinator), TODD DOWNING (offensive coordinator), CRAIG AUKERMAN (special teams), BRIAN BELL (sports performance coordinator), CHASE BLACKBURN (assistant special teams), SCOTT BOOKER (safeties), KYLAN BUTLER (offensive assistant), KEITH CARTER (offensive line), RYAN CROW (outside linebackers), TONY DEWS (running backs), ERIK FRAZIER (offensive skill assistant), JASON HOUGHTALING (offensive line assistant), TIM KELLY (passing game coordinator), BOBBY KING (inside linebackers), ZAK KUHR (inside linebackers assistant), CLINTON McMILLAN (defensive line assistant), ANTHONY MIDGET (secondary), ROB MOORE (wide receivers), PAT O'HARA (quarterbacks), FRANK PIRAINO (director of sports performance), TYLER ROUSE (sports performance assistant), JIM SCHWARTZ (senior defensive assistant), LUKE STECKEL (tight ends), JOHN STREICHER (coordinator of football development), MIKE SULLIVAN (assistant offensive line), TERRELL WILLIAMS (defensive line)

HOW ACQUIRED KEY: FA (free agent), UFA (unrestricted free agent), RFA (restricted free agent), D (draft pick), W (waivers), T (trade)

GAME PREVIEW

TEAM NOTES

PLAYER NOTES

MEDIA

STATISTICS

ROSTERS



TENNESSEE TITANS

**MIKE VRABEL
TRANSCRIPT**

HEAD COACH MIKE VRABEL PRESS CONFERENCE TRANSCRIPT
Monday, August 15, 2022

(on if joint practices help finalize roster decisions in regard to the competition at right tackle)

I think it's just another step in the direction to come up with a decision. I don't think that there's been any timetable. I think going against some other players is going to be really good for all of us, especially the offensive and defensive linemen. Defensive backs covering new receivers and receivers trying to get open against new defensive backs. It's a great scheme that we're going against on both sides. This should be great work for us.

(on his opinion of the performance by both the offense and defense in today's practice)

Those are 50-50 balls and we've come down with some of those earlier in camp. Today the defense was able to make plays down the field on those contested catches that we've got to try to come down with. We have to go up, try to stay under control, be able to go high point that football and come down with it.

(on what he looks at when deciding what team to host joint practices with)

I think it starts with scheduling. You have to be home or you have to be on the road the first week. Somebody else has to be on the road. Then you cancel that week off and you try to figure out, 'Ok, who needs to travel the second week when we're at home?' Then I have a great relationship with those guys and have worked well in the past. You make some calls and some teams are available for it, some teams aren't. Then you try to come up with a working relationship. You send them a script. They try to add a few, 'Hey, let's think about this.' You kind of work with them and try to make sure everybody gets good work in.

(on where he has seen cornerback Caleb Farley make strides)

He's been out there every single day. When you're out there every single day, you work hard and you focus in the meetings, then you have a tendency to improve. I think that's what we're seeing. That needs to translate here in these next couple of practices with Tampa, then into the game setting and keep going. That's what happens when you can string some practice days together and come out and use the techniques that were teaching.

(on how much he looks forward to Caleb Farley going up against players with bigger stature like Buccaneers wide receiver Julio Jones)

Just new receivers. They obviously have big receivers. We have some guys that are good size as well. It's just a different body, different play style. I think it'll be a great challenge for us.

(on what he likes about defensive back Joshua Kalu that he thought Kalu could provide to the team)

It's been a thin position for us. This is a guy we've had history with and that we've worked with. He came back and was able to do some things on defense. He played a couple of different positions. He's got an energy to him. He loves ball. He's out here. You notice when he's out. He's got some length and he played physical in the first game. He'll continue to get some opportunities there.

(on if Joshua Kalu is different after his year away from the Titans in any way)

I don't think there is any noticeable difference. I'm not sure what he did or didn't do in New York, but he came in and he's been working primarily at safety for us.

(on how quarterback Malik Willis has taken coaching points and applied them in terms of making corrections and progressing)

He's very aware of the things that we're asking him to do and is looking for those opportunities to improve. He had one of those today and he threw it. I think it was a contested catch, (and a) drop that we weren't able to come down with. But you have to be willing to do those things in practice, push it, see it, work it in individual and then have it translate over to team. I think he's very conscious. We want Malik (Willis) to be as athletic and make as many plays as he possibly can. But then understand when things are there in timing and rhythm, that it's a great opportunity to take advantage of those spaces in that timing. Then whatever happens after that if it's not there, then he has to go and be an athlete and be a playmaker.

(on if he enjoys taking part in drills so players can get a chance to take some vengeance on him)

Yeah. I'd like them to try to do that against the defender or the guy across from them more than the coach. But if that gets them going, I'm available.

(on if cornerback Roger McCreary is picking up where he left off the last couple of days)

Yeah, I think so. I have to watch tape from today, but I'm hoping that there's some consistency that he's continuing to build.

(on if Roger McCreary showed that consistency before)

Yeah, that was something that - kind of just daily things and some different - maybe working inside versus outside or as we started to add some more calls on to his plate, there were things that we had to coach up. But he's somebody that you only have to usually tell things to once.

(on if finishing plays is something that is learned as a rookie)

I hope so. We have to try to finish longer than the guy with the ball on offense. We're trying to play full tilt to the tackle on defense. I don't think it's natural for a wide receiver or tight end that doesn't catch the football to immediately turn up field and try to find somebody to block or somebody to high screen. I don't think that's natural. Hopefully we can try to continue to coach it.

(on what he has liked about outside linebacker Rashad Weaver as he returns from injury)

He's plays extremely hard. He is relentless. That's probably the thing that I would say is his biggest redeeming quality. That is a great quality. He keeps coming, takes a million reps, competes and has gotten better. His effort certainly stands out. That's the thing that when you talk about Rashad (Weaver), he's going to go. He's going to keep coming at you. However many times you put him in there, he'll go out there and go as hard as he can.

(on what has to take place during pass blocking at the tackle position)

Stay inside and block your man. I am not going to go through a dissertation on how I want to coach offensive tackles. There's a lot of different ways to do it. Stay inside out. Block your man.

HEAD COACH MIKE VRABEL PRESS CONFERENCE TRANSCRIPT
Saturday, August 13, 2022

(on the competition in the wide receiver room up to this point in the preseason)

I think that the competition has been good. I think the guys that are working inside, Kyle (Philips) and Mason (Kinsey), Terry (Godwin) has been working in there a little bit. Outside, Racey (McMath) has been doing some good things, along with Nick (Westbrook-Ikhine) and (Robert) Woods. Dez (Fitzpatrick) is showing up. Dez showed up today. Treyton (Burks) is just continuing to improve. We watched the film, we went through that and tried to focus on some things today. We'll see what it looks like.

(on if wide receiver Treyton Burks was winning some of his matchups regardless of targets during the first preseason game at Baltimore)

That's something that we actually talked about today after wrapping maybe seven-on-seven or maybe after the bunch drill or something. You can't control when you get the ball, and all you can do is worry about getting open. There were times when he was open. It's just when you look at the whole body of work, we talked about it and he realizes he has to be better. It was his first opportunity. But that goes for every receiver, you can't control whether you get the ball. You can only focus on getting open and then if you get the ball, you've got to go make a play.

(on how wide receiver Dez Fitzpatrick is doing from a consistency standpoint)

I think it's been OK. Today was probably something. It was good to see down there in close quarters, in the redzone and going and attacking the ball. We know how contested and tight those windows are going to be. It was good to see him do that.

(on if he was comfortable with the amount of work the players that were out there got)

We'd like everybody to be out there. Whether they were or they weren't, we'd like to have everybody that's on the roster available. And when they're not, then the next guys have to step in and everybody's got to do a little bit more work.

(on if he has seen an increase in Dez Fitzpatrick's urgency and if so what is an example)

We targeted him down there, I wanted to see him in the red zone, a big body, an athletic guy. His willingness to go in there and block, whether that was on the second play of game when we had a six-yard gain. It wasn't that he lacked urgency to get in there. It just his technique kind of broke down and the guy threw off it and they made a tackle for a six-yard gain. We'd like to have him get in there, replace his hands and finish the guy or cover him up. But it wasn't that he lacked the urgency to go in there and try to get him, he did. And it was good physical contact again and just kind of lost it a couple of seconds into the play. I guess we could use that as an example of there was urgency. It's just there wasn't - the finish has to be better.

(on if he has seen an increase in Dez Fitzpatrick's urgency compared to last year)

Yeah, I mean they have to be able to block. We're going to have to be able to run the football. We're going to have to help Derrick (Henry) out. We know there's a lot of ways to run the football but those guys - when we are successful running the football, the receivers are usually getting in there and trying to help us get the safety.

(on if outside linebacker Ola Adeniyi's performance could earn him earlier reps or with a higher group going forward)

We only had a handful of guys. Bud (Dupree) didn't play, Harold (Landry III) didn't play. Whatever that leaves you with, four guys on the edge. We will see how it goes this week against Tampa and see if it earns him some more reps. There are certainly flashes in his get off, when it's good it can help him.

(on what running back Julius Chestnut has shown with the reps he has received)

I think he runs physical. He's done a nice job on special teams. He finishes when he doesn't have the football. I think he plays fast when he doesn't have the football and trying to go out and help somebody else. The other guys - we'll see where it is this week.

(on if joint practices are like any other practice and if he gets competitive about winning reps during them)

I think that we would like to win more than we lose. If somebody repeatedly shows that they can't perform, then we have to try to get somebody else - put somebody else in there. But I hope they're as competitive as we can. And I hope that we are able to focus on the things that we're trying to focus on, improve, play with our techniques, with our style, but also play smart, make sure that we're staying up and taking care of them. I would imagine that they would do the same for us.

(on how important having wide receiver Robert Woods is due to the youth in the receiver room)

His leadership has been great. His consistency each and every day, being able to work through things, talk through things, provide Rob (Moore) with an extension of a coach. It's been great to have him.

(on if safety Kevin Byard picking two defenders for the final snap of a drill displayed ownership)

I think it is trying to figure out who he would want to go into a drill, last play the game or a goal line situation, just to see who he would pick. Sometimes I've asked Ryan (Tannehill) to pick a couple of guys. I asked Kevin (Byard) pick a couple guys.

(on what he needs to see from either quarterback Malik Willis or quarterback Logan Woodside to make his decision on the second quarterback on the depth chart)

I think that ball security is paramount. The ability to function and run our style but still be able to create plays, be able to find the open guy, operate the line of scrimmage, get into our run game or whatever the operation is at the line of scrimmage. This week will be really cool to see them against a new defense, to have to see it one day, make corrections, come back the next, and the different coverages that they may see.

(on if there is a difference in the second string quarterback if someone gets hurt in game versus gameplanning to start the second string quarterback)

That's yet to be determined really. I think that if you lined up all three and you told me that one guy was starting, I'm sure that Todd (Downing) and I, Tim (Kelly), Keith (Carter) and everybody that's involved in the offensive staff, we would have a gameplan for that quarterback. Then if

somebody has to come in mid-game, it's going to be pretty much the gameplan. We'll have some plays that are specific to them because we've carried them and worked on them previously. I think it would be probably a mix of in-game and then if one quarterback was going that week, we would probably cater it like we have in the past to who we know who this quarterback is going to be. What do we have to try to do to win a football game?

(on how he feels about Logan Woodside's training camp so far)

Overall good. I feel good about where he's at. I just think that he has to, and they all do, continue to take care of the football. Make the plays that you're supposed to make. We talk about that throughout every position, as opposed to trying to make something that's not there. Whether that's a defensive player coming under a block or trying to go make a play, just try to make good plays.

HEAD COACH MIKE VRABEL PRESS CONFERENCE TRANSCRIPT
Friday, August 12, 2022

(on after watching the tape if quarterback Malik Willis had more opportunities to throw than anticipated and if his learning curve relates to timing and trusting what he sees)

These are great opportunities. We said that before we went down to Baltimore. We knew they were going to give us multiple looks and pressures. I think it was about as many as we saw on the sideline. There's a fine line between standing in there, climbing the pocket, using some of those drills that they're working every single day and being able to progress through. Then there are times where we're going to want him to go and be an athlete. So, there are some things we have to work on, certainly the timing and what he's seeing when those throws depend on it. Then there are other times that I thought he really made some nice plays down the field and kept his eyes down the field.

(on what the hiccup is that he sees in Malik Willis' game)

I think it's just the execution, where his eyes are in his progression, being able to get off of a route when it doesn't look good and being able to progress through. Again, this is all happening pretty quick and much quicker with more consequences in a game than what it's been in practice. It's live and they're coming to get the quarterback when we drop back to throw it. Obviously, we have to help him out in progression and protection, but there were some times where things looked really good, and there were some times where we can go out and practice and clean things up a little bit.

(on the organization huddling and timing on offense under Malik Willis)

We didn't have any issues, I think. I thought he (Malik Willis) did well there. I thought he was coachable. I thought he came over and understood what we were trying to get done. The feedback that I've gotten from the coaches, from Todd (Downing) and Pat (O'Hara) were positive.

(on if it is tough as a coach to balance wanting Malik Willis to make plays in the pocket with wanting him to use his rushing ability)

No, not tough. We've talked. We went in there (at halftime) and talked. Anybody that shows up here tomorrow with a great attitude and showed a willingness to play with great effort and continue to improve - it's coaching. It's not tough. It's just showing them and saying, 'Hey, this is there. And if it's not, then progress through.' Or whatever it is for each position. The guys that may not have a great attitude or don't want to be coached - we don't have many guys like that. So, we'll coach him, fix it and keep working on it. We're coming up with drills to get him to climb the pocket when guys are rushing on the edge, trust in the middle of the pocket and being able to slide. We were just talking about the one where Brew (Aaron Brewer) gave up a little penetration, being able to slide, then climb the pocket and find Mason (Kinsey). I don't know if he's had a play like that in practice, but it's something that they rep and that they do each day in individual - to being able to slide, take care of the football, move up in the pocket and get the ball out. Just like on the first play. We got Racey (McMath). We have to hit Racey. Racey does a fantastic job of getting through the traffic, but then he comes back, and (Willis) made some plays. That's what happens.

(on if quarterback Logan Woodside was anticipating wide receiver Terry Godwin staying on the inside on the interception)

Well, we have to get some help from the receiver. We can't release in there and we have to probably not go there, not try to press and throw the ball there. Then Terry (Godwin) - receivers, we are coaching them to go and do whatever they have to do, especially down there in the end zone, to break up that pass. I think there's a lot of people that have to be better on that particular play. It starts with the decision. If you go over there and you don't like it, then just try to check the ball down. But we don't want them (receivers) to release inside. Then we'll just make a great decision, try to compete and do everything we can to not get that ball intercepted.

(on if Logan Woodside is expected to see pressure and sort through it)

We all deal with the mental side of it, the mental side of whatever our individual situation is. Everybody's competing for a job, and we all have to process that, and we all have to work through that. One of the strengths that Logan (Woodside) has had, has been his command of the offense and his decisions. I would anticipate that is going to improve from what it was last night.

(on if the backup quarterback position battle is still open)

Yes.

(on how the offensive line group did as a whole)

We got off to a slow start offensively with a couple three-and-outs and with the fumble - and you look at the fumble, much like an interception. I think that Tommy (Hudson) could have helped protect the guy with the ball. I think Nick (Nicholas Petit-Frere) could have helped protect the guy with the ball. Yes, ultimately the guy that has the ball is responsible for taking care of it. But we have to make sure that everybody's seeing this as a group effort and as a team effort. And they all did some good things. Brew (Aaron Brewer), I thought his leadership with Ben (Jones) not there or out there. I thought his leadership was something that was probably the best thing he did last night. Jamarco (Jones) was in there for a little bit. Dillon (Radunz) was in there. And Nick (Petit-Frere) did some good things. (There were) some plays that they'd all like to have back.

(on if any of the offensive line scheme was simplified to 'block the player in front of you' for evaluation purposes)

It's never just 'block the guy in front of you.' There always has to be some sort of scheme and some communication on whether they're pressuring and we're going whatever way we're working. Once it shakes out, I guess a couple of seconds into the play and you've identified who you have, then it's blocking them. But I think part of the evaluation process is being able to sort through all the different looks, the calls that we have to make and the pressure that we're getting. So, I think that's also part of the evaluation, is how they're able to handle that as it shakes out or as it changes throughout the course of the play.

(on cornerback Caleb Farley playing on special last night and if he would consider Farley in that role)

We've always played starters where we feel like they can help us on special teams. We know how critical that is. Kevin Byard's been a personal protector for us. Caleb Farley was locked in and really did a nice job. He got the guy into a penalty. He forced him to run out of bounds on

his own. He used a technique that we're talking about. He was really into it, and he knew to talk to the official. He knew what to do to get that penalty. Again, but there's more to coach there. We have to go and finish. We've got to finish blocking the guy. It's only a five-yard penalty. If the guy goes down there and tackles the returner for no gain, the five yards isn't enough. It was a good start. He was locked in, and he wanted to be out there. He wanted to help. He executed the technique. We just have to finish the block.

(on if he decided to insert Logan Woodside into the game after Malik Willis' third-quarter rush)

It was like, 'Throw the ball or we were going to go on to Logan (Woodside).' The plan was to have Malik (Willis) play the first half and Logan play the second half. We wanted to force Malik into - we wanted to get this thing going, get him out there and compete right from the get-go to see how he responded. But then after that I'm like, 'Ok, we put you back out there for the second half.' And he knows that. We told him that. I said, 'Hey, we're going to let you go out there.' And we told Logan, 'He's going to start the - Malik is going to start.' We wanted him to rip it and he didn't it. So, I'm sure he'll rip it the next time that he has an opportunity.

(on how he would assess wide receiver Treyton Burks' play despite not having a catch)

Inconsistent. I wish that I would have had an opportunity to talk to Treyton (Burks). I don't think this is going to be anything earth shattering, but just being able to take the progress, some of the improvements that we saw in practice and carry them over to the game. That I don't think happened enough. But he was just talking to Craig Aukerman and Chase (Blackburn). And he was out there active on special teams. He wanted to block on kickoff return. He wanted to be a part of that. I think there were some really positive things as far as our kickoff, our special teams units, that we can build off. There were some young guys that we said that they needed to be productive and show up. Chig (Okonkwo) played with great effort. Hassan (Haskins) played well on special teams. They showed up and just improved on some of these young guys that maybe that wasn't their primary job in college - trying to take that next step. So those are all part of the evaluation process. We'll need to see - Treyton will have to come out of here and have a good week and keep having a great attitude.

(on if wide receiver Reggie Roberson Jr. had an injury or if it was part of his plan to not include him in the first preseason game)

No, I just would say that everybody - just working through something. I don't think he was - I don't think it would have been fair to put him in there with where he was health-wise. Everybody that was healthy enough to play in the game, played in the game. I told you that I'm proud of that, to give those guys an opportunity.

(on what wide receiver Racey McMath showed on his 30-yard kickoff return and if he liked seeing it)

Sure. We'll take as many as we can get. He's a big, fast guy that keeps showing up. He had the tackle, and he made a mistake on kickoff coverage as well too. But had the return, had a tackle, and an assist. Just keep showing up and I would say that he's going to keep earning more opportunities in both phases, offense and special teams.

(on if any one rookie stood out to him the most during Week One of preseason)

I think you just look at some of the guys that maybe have come in from the post-Draft. I think Julius (Chestnut) did some good things, outside of the fumble, hustled, his effort on special teams was noticeable. Dr. Gibby (Jack Gibbens), his effort on special teams is going to earn him more opportunities on special teams. Chig (Okonkwo)'s effort on special teams. That's what we're looking for really and trying to improve obviously in their first job on offense or defense.

(on if there is any update on defensive back Chris Jackson's health)

We're still evaluating him, and we'll see where he's at for the joint practices this week.

(on if he wanted to see anything out of cornerback Kristian Fulton)

Just the preparation to go play and continue to string together - I think his best work has been most recent in training camp as far as the practices. Wanted to try to continue that. I don't know if that was necessarily the case. It wasn't terrible. But I think that we hold him to a high standard. He was into it on the sidelines, helping the younger guys after he was out. Just wanted to try to keep getting those guys some work.

(on if he enjoyed seeing running back Julius Chestnut bounce back for a big run after the mistake of fumbling the ball earlier)

We all have to do that. We all have to be able to process things and try to find ways to not be too high or not be too low and to get back to center and go play. It's a long game. There's going to be plenty of mistakes and hopefully we can learn from them quickly and be able to recover.

(on if he is disappointed Buccaneers quarterback Tom Brady will not be present for joint practices or the Week Two preseason game against Tampa Bay)

I'm focused on the Titans. Not what Tom (Brady)'s got going on.

(on what was his main takeaway from the defensive performance)

I think there were some good things, not enough. I thought the D-line played about what I had seen in training camp and the practices. Just not enough ball disruption, we didn't do enough to affect the quarterback. There are things that we think are critical to success. Being able to turn the ball over. I thought we stopped the run well early, a little let down there on a run late in the game. But it was good. It was good schemes, plenty of motions and things that we can coach from. That's always why you play these games in the preseason.

(on what players that didn't travel did while the team was away and how much that time helps)

I hope that we come back and we have a lot of speed tomorrow. By all accounts, in the conversations that I had with all of them, they were here just like we had asked them to be in the plan that they had and the work that they were putting in. They weren't just hanging out. They were here. Whether it was treatment, conditioning, drills, throwing the football, lifting, or film. They had a full day. We just want everybody to be working when everybody else is.

(on if he looks at games like last night's as leadership opportunities for younger players while veterans are out)

I would imagine - like we mentioned Brew (Aaron Brewer), Ben (Jones) is such a strong leader up front for those guys. Not having Taylor (Lewan) or Nate (Davis) there allowed Brew to help lead those guys and help get them prepared. I noticed that. Then just different guys on defense

trying to get everybody going. I kind of like it. As opposed to taking some guys that we weren't going to play or we knew they weren't going to play in the game, (we) focused on the guys that were and tried to put everything that we had into them and getting them ready and trying to see improvement from them.



TENNESSEE TITANS

**GAME-BY-GAME
STATISTICS**

2022 PRESEASON GAME-BY-GAME STATISTICS -- TEAM OFFENSE

Game	8/11 at BAL
Points	10
1st Qtr	0
2nd Qtr	10
3rd Qtr	0
4th Qtr	0
Overtime	0
TDs (Ru-P-Ret)	1-0-0
PATs (M/A)	1/1
2PT Convs (M/A)	0/0
FGs (M/A)	1/1
Safeties	0
First Downs	15
Rushing	3
Passing	11
Penalty	1
3rd Down Conv (M/A)	5/12
3rd Down Conv Pct	41.7%
4th Down Conv (M/A)	0/1
4th Down Conv Pct	0.0%
Red Zone Conv (M/A)	1/3
Red Zone Conv Pct	33.3%
Goal to Go Conv (M/A)	1/2
Goal to Go Conv Pct	50.0%
Total Net Yards	299
Total Off. Plays	59
Avg. Gain Per Play	5.1
Net Yards Rushing	103
Total Rushing Plays	22
Avg. Gain Per Rush	4.7
Net Yards Passing	196
Times Sacked	2
Yards Lost on Sacks	13
Gross Yards Passing	209
Pass Attempts	35
Pass Completions	20
Completion Pct	57.1%
Avg. Gain Per Pass	5.3
Interceptions	2
Fumbles / Fum. Lost	1/1
Penalties	5
PenaltyYards	35
Punts	5
Gross Punting Average	56.0
Touchbacks	1
Inside20	3
Punts Blocked	0
Net Punting Average	46.6
Punt Returns	2
Punt Return Yards	16
Punt Return Avg.	8
Fair Catches	0
Kickoff Returns	4
Kickoff Return Yards	107
Kickoff Return Avg.	26.8
Time of Possession	24:28

2022 PRESEASON GAME-BY-GAME STATISTICS -- TEAM DEFENSE

Game	<u>8/11 at BAL</u>
Points	23
1st Qtr	7
2nd Qtr	7
3rd Qtr	3
4th Qtr	6
Overtime	0
TDs (Ru-P-Ret)	1-1-0
PATs (M/A)	2/2
2PT Convs (M/A)	0/0
FGs (M/A)	3/3
Safeties	0
First Downs	19
Rushing	7
Passing	12
Penalty	0
3rd Down Conv (M/A)	8/17
3rd Down Conv Pct	47.1%
4th Down Conv (M/A)	1/1
4th Down Conv Pct	100.0%
Red Zone Conv (M/A)	2/3
Red Zone Conv Pct	66.7%
Goal to Go Conv (M/A)	1/1
Goal to Go Conv Pct	100.0%
Total Net Yards	389
Total Off. Plays	69
Avg. Gain Per Play	5.6
Net Yards Rushing	130
Total Rushing Plays	31
Avg. Gain Per Rush	4.2
Net Yards Passing	259
Times Sacked	3
Yards Lost on Sacks	9
Gross Yards Passing	268
Pass Attempts	35
Pass Completions	28
Completion Pct	80.0%
Avg. Gain Per Pass	6.8
Interceptions	0
Fumbles / Fum. Lost	2/1
Penalties	6
PenaltyYards	54
Punts	4
Gross Punting Average	47.8
Touchbacks	0
Inside20	1
Punts Blocked	0
Net Punting Average	43.8
Punt Returns	1
Punt Return Yards	27
Punt Return Avg.	27.0
Fair Catches	1
Kickoff Returns	3
Kickoff Return Yards	64
Kickoff Return Avg.	21.3
Time of Possession	35:32

2022 PRESEASON GAME-BY-GAME PASSING

RYAN TANNEHILL															
Date/Opp.	GP	GS	Att	Cmp	Yds	Pct	Y/A	TD	TD%	Int	Int%	Lg	Sac	Lost	Rating
8/11 at BAL	0	0	-	-	-	-	-	-	-	-	-	-	-	-	-
8/20 vs. TB	-	-	-	-	-	-	-	-	-	-	-	-	-	-	-
8/27 vs. ARZ	-	-	-	-	-	-	-	-	-	-	-	-	-	-	-
Totals:	0	0	0	0	0	-	-	0	-	0	-	0	0	0	-

MALIK WILLIS															
Date/Opp.	GP	GS	Att	Cmp	Yds	Pct	Y/A	TD	TD%	Int	Int%	Lg	Sac	Lost	Rating
8/11 at BAL	1	1	11	6	107	54.5	9.73	0	0.0	0	0.0	48	2	13	88.1
8/20 vs. TB	-	-	-	-	-	-	-	-	-	-	-	-	-	-	-
8/27 vs. ARZ	-	-	-	-	-	-	-	-	-	-	-	-	-	-	-
Totals:	1	1	11	6	107	54.5	9.73	0	0.0	0	0.0	48	2	13	88.1

LOGAN WOODSIDE															
Date/Opp.	GP	GS	Att	Cmp	Yds	Pct	Y/A	TD	TD%	Int	Int%	Lg	Sac	Lost	Rating
8/11 at BAL	1	0	24	14	102	58.3	4.25	0	0.0	2	8.3	12	0	0	33.7
8/20 vs. TB	-	-	-	-	-	-	-	-	-	-	-	-	-	-	-
8/27 vs. ARZ	-	-	-	-	-	-	-	-	-	-	-	-	-	-	-
Totals:	1	0	24	14	102	58.3	4.25	0	0.0	2	8.3	12	0	0	33.7

2022 PRESEASON GAME-BY-GAME RUSHING & RECEIVING

TREYLON BURKS												
Date/Opp.	GP	GS	Rush	Yds	Avg	Lg	TD	Rec	Yds	Avg	Lg	TD
8/11 at BAL	1	0	1	4	4.0	4	0	0	0	-	0	0
8/20 vs. TB	-	-	-	-	-	-	-	-	-	-	-	-
8/27 vs. ARZ	-	-	-	-	-	-	-	-	-	-	-	-
Totals:	1	0	1	4	4.0	4	0	0	0	-	0	0

TRENTON CANNON												
Date/Opp.	GP	GS	Rush	Yds	Avg	Lg	TD	Rec	Yds	Avg	Lg	TD
8/11 at BAL	1	0	1	-4	-4.0	-4	0	0	0	-	0	0
8/20 vs. TB	-	-	-	-	-	-	-	-	-	-	-	-
8/27 vs. ARZ	-	-	-	-	-	-	-	-	-	-	-	-
Totals:	1	0	1	-4	-4.0	-4	0	0	0	-	0	0

TORY CARTER												
Date/Opp.	GP	GS	Rush	Yds	Avg	Lg	TD	Rec	Yds	Avg	Lg	TD
8/11 at BAL	1	1	0	0	-	0	0	0	0	-	0	0
8/20 vs. TB	-	-	-	-	-	-	-	-	-	-	-	-
8/27 vs. ARZ	-	-	-	-	-	-	-	-	-	-	-	-
Totals:	1	1	0	0	-	0	0	0	0	-	0	0

JULIUS CHESTNUT												
Date/Opp.	GP	GS	Rush	Yds	Avg	Lg	TD	Rec	Yds	Avg	Lg	TD
8/11 at BAL	1	1	7	44	6.3	29	0	1	12	12.0	12	0
8/20 vs. TB	-	-	-	-	-	-	-	-	-	-	-	-
8/27 vs. ARZ	-	-	-	-	-	-	-	-	-	-	-	-
Totals:	1	1	7	44	6.3	29	0	1	12	12.0	12	0

DEZ FITZPATRICK												
Date/Opp.	GP	GS	Rush	Yds	Avg	Lg	TD	Rec	Yds	Avg	Lg	TD
8/11 at BAL	1	1	0	0	-	0	0	1	10	10.0	10	0
8/20 vs. TB	-	-	-	-	-	-	-	-	-	-	-	-
8/27 vs. ARZ	-	-	-	-	-	-	-	-	-	-	-	-
Totals:	1	1	0	0	-	0	0	1	10	10.0	10	0

TERRY GODWIN												
Date/Opp.	GP	GS	Rush	Yds	Avg	Lg	TD	Rec	Yds	Avg	Lg	TD
8/11 at BAL	1	0	0	0	-	0	0	4	31	7.8	12	0
8/20 vs. TB	-	-	-	-	-	-	-	-	-	-	-	-
8/27 vs. ARZ	-	-	-	-	-	-	-	-	-	-	-	-
Totals:	1	0	0	0	-	0	0	4	31	7.8	12	0

HASSAN HASKINS												
Date/Opp.	GP	GS	Rush	Yds	Avg	Lg	TD	Rec	Yds	Avg	Lg	TD
8/11 at BAL	1	0	6	19	3.2	6	0	3	29	9.7	18	0
8/20 vs. TB	-	-	-	-	-	-	-	-	-	-	-	-
8/27 vs. ARZ	-	-	-	-	-	-	-	-	-	-	-	-
Totals:	1	0	6	19	3.2	6	0	3	29	9.7	18	0

DERRICK HENRY												
Date/Opp.	GP	GS	Rush	Yds	Avg	Lg	TD	Rec	Yds	Avg	Lg	TD
8/11 at BAL	0	0	-	-	-	-	-	-	-	-	-	-
8/20 vs. TB	-	-	-	-	-	-	-	-	-	-	-	-
8/27 vs. ARZ	-	-	-	-	-	-	-	-	-	-	-	-
Totals:	0	0	0	0	-	0	0	0	0	-	0	0

DONTRELL HILLIARD												
Date/Opp.	GP	GS	Rush	Yds	Avg	Lg	TD	Rec	Yds	Avg	Lg	TD
8/11 at BAL	0	0	-	-	-	-	-	-	-	-	-	-
8/20 vs. TB	-	-	-	-	-	-	-	-	-	-	-	-
8/27 vs. ARZ	-	-	-	-	-	-	-	-	-	-	-	-
Totals:	0	0	0	0	-	0	0	0	0	-	0	0

CODY HOLLISTER												
Date/Opp.	GP	GS	Rush	Yds	Avg	Lg	TD	Rec	Yds	Avg	Lg	TD
8/11 at BAL	0	0	-	-	-	-	-	-	-	-	-	-
8/20 vs. TB	-	-	-	-	-	-	-	-	-	-	-	-
8/27 vs. ARZ	-	-	-	-	-	-	-	-	-	-	-	-
Totals:	0	0	0	0	-	0	0	0	0	-	0	0

AUSTIN HOOPER												
Date/Opp.	GP	GS	Rush	Yds	Avg	Lg	TD	Rec	Yds	Avg	Lg	TD
8/11 at BAL	0	0	-	-	-	-	-	-	-	-	-	-
8/20 vs. TB	-	-	-	-	-	-	-	-	-	-	-	-
8/27 vs. ARZ	-	-	-	-	-	-	-	-	-	-	-	-
Totals:	0	0	0	0	-	0	0	0	0	-	0	0

TOMMY HUDSON

Date/Opp.	GP	GS	Rush	Yds	Avg	Lg	TD	Rec	Yds	Avg	Lg	TD
8/11 at BAL	1	1	0	0	-	0	0	1	5	5.0	5	0
8/20 vs. TB					-					-		
8/27 vs. ARZ					-					-		
Totals:	1	1	0	0	-	0	0	1	5	5.0	5	0

MASON KINSEY

Date/Opp.	GP	GS	Rush	Yds	Avg	Lg	TD	Rec	Yds	Avg	Lg	TD
8/11 at BAL	1	0	0	0	-	0	0	2	30	15.0	19	0
8/20 vs. TB					-					-		
8/27 vs. ARZ					-					-		
Totals:	1	0	0	0	-	0	0	2	30	15.0	19	0

BRANDON LEWIS

Date/Opp.	GP	GS	Rush	Yds	Avg	Lg	TD	Rec	Yds	Avg	Lg	TD
8/11 at BAL	1	0	0	0	-	0	0	2	16	8.0	9	0
8/20 vs. TB					-					-		
8/27 vs. ARZ					-					-		
Totals:	1	0	0	0	-	0	0	2	16	8.0	9	0

JOSH MALONE

Date/Opp.	GP	GS	Rush	Yds	Avg	Lg	TD	Rec	Yds	Avg	Lg	TD
8/11 at BAL	1	0	0	0	-	0	0	0	0	-	0	0
8/20 vs. TB					-					-		
8/27 vs. ARZ					-					-		
Totals:	1	0	0	0	-	0	0	0	0	-	0	0

RACEY McMATH

Date/Opp.	GP	GS	Rush	Yds	Avg	Lg	TD	Rec	Yds	Avg	Lg	TD
8/11 at BAL	1	1	0	0	-	0	0	1	48	48.0	48	0
8/20 vs. TB					-					-		
8/27 vs. ARZ					-					-		
Totals:	1	1	0	0	-	0	0	1	48	48.0	48	0

BRILEY MOORE

Date/Opp.	GP	GS	Rush	Yds	Avg	Lg	TD	Rec	Yds	Avg	Lg	TD
8/11 at BAL	1	0	0	0	-	0	0	2	14	7.0	8	0
8/20 vs. TB					-					-		
8/27 vs. ARZ					-					-		
Totals:	1	0	0	0	-	0	0	2	14	7.0	8	0

THOMAS ODUKOYA

Date/Opp.	GP	GS	Rush	Yds	Avg	Lg	TD	Rec	Yds	Avg	Lg	TD
8/11 at BAL	1	0	0	0	-	0	0	0	0	-	0	0
8/20 vs. TB					-					-		
8/27 vs. ARZ					-					-		
Totals:	1	0	0	0	-	0	0	0	0	-	0	0

CHIG OKONKWO

Date/Opp.	GP	GS	Rush	Yds	Avg	Lg	TD	Rec	Yds	Avg	Lg	TD
8/11 at BAL	1	0	0	0	-	0	0	1	5	5.0	5	0
8/20 vs. TB					-					-		
8/27 vs. ARZ					-					-		
Totals:	1	0	0	0	-	0	0	1	5	5.0	5	0

KYLE PHILIPS

Date/Opp.	GP	GS	Rush	Yds	Avg	Lg	TD	Rec	Yds	Avg	Lg	TD
8/11 at BAL	1	0	0	0	-	0	0	0	0	-	0	0
8/20 vs. TB					-					-		
8/27 vs. ARZ					-					-		
Totals:	1	0	0	0	-	0	0	0	0	-	0	0

REGGIE ROBERSON JR.

Date/Opp.	GP	GS	Rush	Yds	Avg	Lg	TD	Rec	Yds	Avg	Lg	TD
8/11 at BAL	0	0	-	-	-	-	-	-	-	-	-	-
8/20 vs. TB					-					-		
8/27 vs. ARZ					-					-		
Totals:	0	0	0	0	-	0	0	0	0	-	0	0

GEOFF SWAIM

Date/Opp.	GP	GS	Rush	Yds	Avg	Lg	TD	Rec	Yds	Avg	Lg	TD
8/11 at BAL	0	0	-	-	-	-	-	-	-	-	-	-
8/20 vs. TB					-					-		
8/27 vs. ARZ					-					-		
Totals:	0	0	0	0	-	0	0	0	0	-	0	0

RYAN TANNEHILL

Date/Opp.	GP	GS	Rush	Yds	Avg	Lg	TD	Rec	Yds	Avg	Lg	TD
8/11 at BAL	0	0	-	-	-	-	-	-	-	-	-	-
8/20 vs. TB					-					-		
8/27 vs. ARZ					-					-		
Totals:	0	0	0	0	-	0	0	0	0	-	0	0

NICK WESTBROOK-IKHINE

Date/Opp.	GP	GS	Rush	Yds	Avg	Lg	TD	Rec	Yds	Avg	Lg	TD
8/11 at BAL	0	0	-	-	-	-	-	-	-	-	-	-
8/20 vs. TB					-					-		
8/27 vs. ARZ					-					-		
Totals:	0	0	0	0	-	0	0	0	0	-	0	0

JORDAN WILKINS

Date/Opp.	GP	GS	Rush	Yds	Avg	Lg	TD	Rec	Yds	Avg	Lg	TD
8/11 at BAL	1	0	1	-3	-3.0	-3	0	2	9	4.5	5	0
8/20 vs. TB					-					-		
8/27 vs. ARZ					-					-		
Totals:	1	0	1	-3	-3.0	-3	0	2	9	4.5	5	0

MALIK WILLIS

Date/Opp.	GP	GS	Rush	Yds	Avg	Lg	TD	Rec	Yds	Avg	Lg	TD
8/11 at BAL	1	1	5	38	7.6	17	1	0	0	-	0	0
8/20 vs. TB					-					-		
8/27 vs. ARZ					-					-		
Totals:	1	1	5	38	7.6	17	1	0	0	-	0	0

ROBERT WOODS

Date/Opp.	GP	GS	Rush	Yds	Avg	Lg	TD	Rec	Yds	Avg	Lg	TD
8/11 at BAL	0	0	-	-	-	-	-	-	-	-	-	-
8/20 vs. TB					-					-		
8/27 vs. ARZ					-					-		
Totals:	0	0	0	0	-	0	0	0	0	-	0	0

LOGAN WOODSIDE

Date/Opp.	GP	GS	Rush	Yds	Avg	Lg	TD	Rec	Yds	Avg	Lg	TD
8/11 at BAL	1	0	1	5	5.0	5	0	0	0	-	0	0
8/20 vs. TB					-					-		
8/27 vs. ARZ					-					-		
Totals:	1	0	1	5	5.0	5	0	0	0	-	0	0

2022 PRESEASON GAME-BY-GAME OFFENSIVE LINE

AARON BREWER			NATE DAVIS			CHRISTIAN DILAURO			CARSON GREEN			HAYDEN HOWERTON		
Date/Opp.	GP	GS	Date/Opp.	GP	GS	Date/Opp.	GP	GS	Date/Opp.	GP	GS	Date/Opp.	GP	GS
8/11 at BAL	1	1	8/11 at BAL	0	0	8/11 at BAL	1	0	8/11 at BAL	1	0	8/11 at BAL	1	0
8/20 vs. TB			8/20 vs. TB			8/20 vs. TB			8/20 vs. TB			8/20 vs. TB		
8/27 vs. ARZ			8/27 vs. ARZ			8/27 vs. ARZ			8/27 vs. ARZ			8/27 vs. ARZ		
Totals:	1	1	Totals:	0	0	Totals:	1	0	Totals:	1	0	Totals:	1	0

BEN JONES			JAMARCO JONES			COREY LEVIN			TAYLOR LEWAN			JALEN MCKENZIE		
Date/Opp.	GP	GS	Date/Opp.	GP	GS	Date/Opp.	GP	GS	Date/Opp.	GP	GS	Date/Opp.	GP	GS
8/11 at BAL	0	0	8/11 at BAL	1	1	8/11 at BAL	1	1	8/11 at BAL	0	0	8/11 at BAL	1	0
8/20 vs. TB			8/20 vs. TB			8/20 vs. TB			8/20 vs. TB			8/20 vs. TB		
8/27 vs. ARZ			8/27 vs. ARZ			8/27 vs. ARZ			8/27 vs. ARZ			8/27 vs. ARZ		
Totals:	0	0	Totals:	1	1	Totals:	1	1	Totals:	0	0	Totals:	1	0

XAVIER NEWMAN			NICHOLAS PETIT-FRERE			DILLON RADUNZ			JORDAN ROOS			ANDREW RUPCICH		
Date/Opp.	GP	GS	Date/Opp.	GP	GS	Date/Opp.	GP	GS	Date/Opp.	GP	GS	Date/Opp.	GP	GS
8/11 at BAL	1	0	8/11 at BAL	1	1	8/11 at BAL	1	1	8/11 at BAL	1	0	8/11 at BAL	1	0
8/20 vs. TB			8/20 vs. TB			8/20 vs. TB			8/20 vs. TB			8/20 vs. TB		
8/27 vs. ARZ			8/27 vs. ARZ			8/27 vs. ARZ			8/27 vs. ARZ			8/27 vs. ARZ		
Totals:	1	0	Totals:	1	1	Totals:	1	1	Totals:	1	0	Totals:	1	0

WILLIE WRIGHT		
Date/Opp.	GP	GS
8/11 at BAL	1	0
8/20 vs. TB		
8/27 vs. ARZ		
Totals:	1	0

RASHAD WEAVER			TACKLES					INTERCEPTIONS					FUMBLES			
Date/Opp.	GP	GS	Tot	Solo	Asst	Sk	Yds	No	Yds	Lg	TD	PD	FF	FR	Yds	SpT
8/11 at BAL	1	1	2	1	1	0.0	0.0	0	0	0	0	0	0	0	0	0
8/20 vs. TB																
8/27 vs. ARZ																
Totals:	1	1	2	1	1	0.0	0.0	0	0	0	0	0	0	0	0	0

Additional Special Teams Tackles: Haskins 1 (at BAL); McMath 2 (at BAL)

2022 PRESEASON GAME-BY-GAME STATISTICS - RETURNS

TRENTON CANNON

Date/Opp.	KR	Yds	Avg	Lg	TD	PR	FC	Yds	Avg	Lg	TD
8/11 at BAL	2	50	25.0	26	0	0	0	0	-	0	0
8/20 vs. TB	-	-	-	-	-	-	-	-	-	-	-
8/27 vs. ARZ	-	-	-	-	-	-	-	-	-	-	-
Totals:	2	50	25.0	26	0	0	0	0	-	0	0

TERRY GODWIN

Date/Opp.	KR	Yds	Avg	Lg	TD	PR	FC	Yds	Avg	Lg	TD
8/11 at BAL	1	22	22.0	22	0	0	0	0	-	0	0
8/20 vs. TB	-	-	-	-	-	-	-	-	-	-	-
8/27 vs. ARZ	-	-	-	-	-	-	-	-	-	-	-
Totals:	1	22	22.0	22	0	0	0	0	-	0	0

RACEY McMATH

Date/Opp.	KR	Yds	Avg	Lg	TD	PR	FC	Yds	Avg	Lg	TD
8/11 at BAL	1	35	35.0	35	0	0	0	0	-	0	0
8/20 vs. TB	-	-	-	-	-	-	-	-	-	-	-
8/27 vs. ARZ	-	-	-	-	-	-	-	-	-	-	-
Totals:	1	35	35.0	35	0	0	0	0	-	0	0

KYLE PHILIPS

Date/Opp.	KR	Yds	Avg	Lg	TD	PR	FC	Yds	Avg	Lg	TD
8/11 at BAL	0	0	-	0	0	2	0	16	8.0	13	0
8/20 vs. TB	-	-	-	-	-	-	-	-	-	-	-
8/27 vs. ARZ	-	-	-	-	-	-	-	-	-	-	-
Totals:	0	0	-	0	0	2	0	16	8.0	13	0

2022 PRESEASON GAME-BY-GAME STATISTICS - KICKING

RANDY BULLOCK

Date/Opp.	GP	PAT		FG			1-19		20-29		30-39		40-49		50+		Blk	LG	Pts
		Ma	Att	Ma	Att	Pct	Ma	Att	Ma	Att	Ma	Att	Ma	Att	Ma	Att			
8/11 at BAL	1	1	1	1	1	100.0	0	0	0	0	1	1	0	0	0	0	0	33	4
8/20 vs. TB	-	-	-	-	-	-	-	-	-	-	-	-	-	-	-	-	-	-	0
8/27 vs. ARZ	-	-	-	-	-	-	-	-	-	-	-	-	-	-	-	-	-	-	0
Totals:	1	1	1	1	1	100.0	0	0	0	0	1	1	0	0	0	0	0	33	4

CALEB SHUDAK

Date/Opp.	GP	PAT		FG			1-19		20-29		30-39		40-49		50+		Blk	LG	Pts
		Ma	Att	Ma	Att	Pct	Ma	Att	Ma	Att	Ma	Att	Ma	Att	Ma	Att			
8/11 at BAL	0	-	-	-	-	-	-	-	-	-	-	-	-	-	-	-	-	-	-
8/20 vs. TB	-	-	-	-	-	-	-	-	-	-	-	-	-	-	-	-	-	-	0
8/27 vs. ARZ	-	-	-	-	-	-	-	-	-	-	-	-	-	-	-	-	-	-	0
Totals:	0	0	0	0	0	-	0	0	0	0	0	0	0	0	0	0	0	0	0

2022 PRESEASON GAME-BY-GAME STATISTICS - PUNTING

BRETT KERN

Date/Opp.	GP	No.	Yds	Avg	Ret	Yds	R Avg	TB	In	Lg	Blk	Net
8/11 at BAL	1	3	162	54.0	1	27	27.0	0	2	58	0	45.0
8/20 vs. TB	-	-	-	-	-	-	-	-	-	-	-	-
8/27 vs. ARZ	-	-	-	-	-	-	-	-	-	-	-	-
Totals:	1	3	162	54.0	1	27	27.0	0	2	58	0	45.0

RYAN STONEHOUSE

Date/Opp.	GP	No.	Yds	Avg	Ret	Yds	R Avg	TB	In	Lg	Blk	Net
8/11 at BAL	1	2	118	59.0	0	0	-	1	1	60	0	49.0
8/20 vs. TB	-	-	-	-	-	-	-	-	-	-	-	-
8/27 vs. ARZ	-	-	-	-	-	-	-	-	-	-	-	-
Totals:	1	2	118	59.0	0	0	-	1	1	60	0	49.0



TENNESSEE TITANS

**LAST WEEK'S
PLAY-BY-PLAY**

National Football League Game Summary

NFL Copyright © 2022 by The National Football League. All rights reserved. This summary and play-by-play is for the express purpose of assisting media in their coverage of the game; any other use of this material is prohibited without the written permission of the National Football League.

Date: Thursday, 8/11/2022

Tennessee Titans at Baltimore Ravens
at M&T Bank Stadium, Baltimore, MD

Start Time: 7:38 PM EDT

Game Day Weather

Game Weather: Cloudy, possible showers
Played Open Stadium on Turf: Natural

Temp: 82° F (27.8° C) Humidity: 40%, Wind: NW 6 mph
Outdoor Weather: Cloudy,

Officials

Referee: Allen, Brad (122)	Umpire: Heydt, Duane (0)	Down Judge: Thomas, Sarah (53)
Line Judge: Gallagher, Daniel (85)	Field Judge: Patterson, Rick (15)	Side Judge: Cheek, Boris (41)
Back Judge: Yette, Greg (38)	Replay Official: Young-Seigler, Artenzia (0)	

Lineups

Tennessee Titans			Baltimore Ravens				
Offense		Defense	Offense		Defense		
WR 13	R.McMath	DE 94	D.Hand	WR 81	B.Victor	DT 96	B.Washington
TE 89	T.Hudson	NT 93	T.Tart	LT 71	J.James	NT 58	M.Pierce
LT 78	N.Petit-Frere	DT 90	N.Jones	LG 74	T.Phillips	DE 68	B.Urban
LG 73	Ja.Jones	OLB 95	D.Walker	C 65	P.Mekari	RUSH 60	S.Means
C 55	A.Brewer	ILB 45	C.Campbell	RG 72	B.Powers	MLB 40	M.Harrison
RG 62	C.Levin	OLB 99	R.Weaver	RT 77	D.Faalele	WLB 57	K.Welch
RT 75	D.Radunz	DB 36	S.Carter	TE 84	J.Oliver	SAM 59	D.Hayes
WR 10	D.Fitzpatrick	CB 3	C.Farley	WR 10	J.Moore	CB 25	K.Seymour
QB 7	M.Willis	CB 26	K.Fulton	WR 16	T.Wallace	SS 23	T.Jefferson
FB 44	T.Carter	S 33	A.Moore	QB 2	T.Huntley	FS 14	K.Hamilton
RB 36	J.Chestnut	S 29	T.Jackson	RB 28	M.Davis	CB 22	Da.Williams

Substitutions

P 4 R.Stonehouse, QB 5 L.Woodside, P 6 B.Kern, WR 12 M.Kinsey, K 14 R.Bullock, WR 16 T.Burks, WR 18 K.Phillips, CB 20 T.Swilling, RB 20 J.Wilkins, CB 23 T.Avery, RB 23 T.Cannon, RB 25 H.Haskins, DB 28 J.Kalu, CB 30 G.Mabin, S 32 A.Colbert, DB 35 C.Jackson, CB 38 S.Brown, S 39 E.Benton, LB 42 J.Jones, LS 46 M.Cox, CB 47 T.Bonds, TE 49 T.Odukoya, LB 50 J.Gibbens, OLB 54 D.Anenih, OLB 57 J.Lawler, G 61 H.Howerton, OL 66 C.Green, C/G 67 X.Newman-Johnson, DT 68 S.Okuayinonu, C/G 68 W.Wright, T 69 C.DiLauro, G 70 J.Roos, T 71 J.McKenzie, DE 72 J.Peevy, T 76 A.Rupcich, DT 79 H.Garrett, WR 80 T.Godwin, TE 82 B.Moore, WR 84 B.Lewis, TE 85 C.Okonkwo, WR 86 J.Malone, DL 91 L.Murchison, OLB 92 O.Adeniyi, DE 97 K.Strong

Substitutions

K 9 J.Tucker, WR 11 R.Webb, P 11 J.Stout, QB 12 A.Brown, QB 15 B.Hundley, CB 17 R.Jackson, WR 17 De.Williams, WR 18 M.Polk, S 26 G.Stone, RB 30 T.Badie, RB 31 C.Clement, CB 33 D.Vereen, FB/TE 38 B.Mason, DB 39 Dn.Williams, CB 41 D.Worley, RB 43 J.Hill, ILB 46 J.Ross, LS 46 N.Moore, RB 47 N.McCrary, LB 48 D.Fagot, ILB 49 Z.McClain, OLB 51 J.Moon, OLB 53 C.Wiley, T 61 J.Jones-Smith, C/G 63 T.Colon, G 66 B.Cleveland, C 67 J.Murray, G/DT 69 R.McKenzie, TE 80 I.Likely, TE 83 T.Poljan, WR 85 S.Bridges, DT 91 R.Nichols, NT 94 I.Mack, DT 97 A.Crawford, DT 98 T.Jones, OLB 99 O.Oweh

Did Not Play

WR 2 R.Woods, WR 8 C.Hollister, K 11 C.Shudak, WR 15 N.Westbrook-Ikhine, QB 17 R.Tannehill, CB 21 R.McCreary, RB 22 D.Henry, CB 24 E.Molden, S 31 K.Byard, DB 37 A.Hooker, RB 40 D.Hilliard, LB 41 Z.Cunningham, OLB 48 B.Dupree, LB 51 D.Long, LB 53 D.Cole, LB 56 M.Rice, OLB 58 H.Landry, C 60 B.Jones, G 64 N.Davis, T 77 T.Lewan, TE 81 A.Hooper, TE 87 G.Swaim, WR 88 R.Roberson, DL 96 D.Autry, DT 98 J.Simmons

Did Not Play

WR 3 J.Proche, CB 5 J.Armour-Davis, ILB 6 P.Queen, WR 7 R.Bateman, QB 8 L.Jackson, WR 13 D.Duvernay, DB 18 K.Fuller, DB 21 B.Stephens, CB 24 M.Peters, RB 27 J.Dobbins, S 29 A.Washington, WR 29 B.Gaither, S 32 M.Williams, RB 35 G.Edwards, S 36 C.Clark, FB/DL 42 P.Ricard, CB 44 M.Humphrey, OLB 50 J.Houston, OLB 54 T.Bowser, ILB 56 J.Bynes, OT 62 D.Sharpe, C 64 T.Linderbaum, G 70 K.Zeitler, T 78 M.Moses, T 79 R.Stanley, WR 82 S.Bolden, TE 86 N.Boyle, TE 88 C.Kolar, TE 89 M.Andrews, OLB 90 D.Ojabo, DT 92 J.Madubuike, DT 93 C.Campbell

Not Active

Not Active

Field Goals (made () & missed)

R.Bullock	(33)	J.Tucker	(47)	(25)	(47)		
		1	2	3	4	OT	Total
VISITOR:	Tennessee Titans	0	10	0	0	0	10
HOME:	Baltimore Ravens	7	7	3	6	0	23

Scoring Plays

Team	Qtr	Time	Play Description (Extra Point) (Drive Info)	Visitor	Home
------	-----	------	---	---------	------

National Football League Game Summary

NFL Copyright © 2022 by The National Football League. All rights reserved. This summary and play-by-play is for the express purpose of assisting media in their coverage of the game; any other use of this material is prohibited without the written permission of the National Football League.

Ravens	1	6:49	M.Davis 4 yd. run (J.Tucker kick) (4-22, 1:57)	0	7
Titans	2	14:18	M.Willis 7 yd. run (R.Bullock kick) (7-72, 3:47)	7	7
Titans	2	8:19	R.Bullock 33 yd. Field Goal (7-61, 3:59)	10	7
Ravens	2	0:35	S.Bridges 14 yd. pass from T.Huntley (J.Tucker kick) (10-58, 3:16)	10	14
Ravens	3	9:06	J.Tucker 47 yd. Field Goal (11-53, 5:54)	10	17
Ravens	4	14:53	J.Tucker 25 yd. Field Goal (12-91, 4:50)	10	20
Ravens	4	8:30	J.Tucker 47 yd. Field Goal (7-23, 3:26)	10	23
Paid Attendance: 64,216				Time: 3:01	

Tennessee Titans vs Baltimore Ravens
8/11/2022 at M&T Bank Stadium

Final Individual Statistics

Tennessee Titans

Baltimore Ravens

RUSHING						RUSHING					
	ATT	YDS	AVG	LG	TD		ATT	YDS	AVG	LG	TD
J.Chestnut	7	44	6.3	29	0	N.McCrary	5	31	6.2	21	0
M.Willis	5	38	7.6	17	1	M.Davis	5	22	4.4	9	1
H.Haskins	6	19	3.2	6	0	T.Badie	6	19	3.2	5	0
L.Woodside	1	5	5.0	5	0	C.Clement	4	17	4.3	8	0
T.Burks	1	4	4.0	4	0	T.Huntley	3	17	5.7	14	0
J.Wilkins	1	-3	-3.0	-3	0	A.Brown	2	14	7.0	9	0
T.Cannon	1	-4	-4.0	-4	0	J.Hill	3	11	3.7	8	0
						B.Hundley	2	3	1.5	3	0
						T.Wallace	1	-4	-4.0	-4	0
Total	22	103	4.7	29	1	Total	31	130	4.2	21	1

PASSING									PASSING								
	ATT	CMP	YDS	SK/YD	TD	LG	IN	RT		ATT	CMP	YDS	SK/YD	TD	LG	IN	RT
L.Woodside	24	14	102	0/0	0	12	2	33.7	T.Huntley	18	16	109	1/0	1	22	0	110.4
M.Willis	11	6	107	2/13	0	48	0	88.1	A.Brown	15	10	117	0/0	0	38	0	90.1
									B.Hundley	2	2	42	2/9	0	34	0	118.8
Total	35	20	209	2/13	0	48	2	50.8	Total	35	28	268	3/9	1	38	0	108.1

PASS RECEIVING								PASS RECEIVING													
	TAR	REC	YDS	AVG	LG	TD		TAR	REC	YDS	AVG	LG	TD		TAR	REC	YDS	AVG	LG	TD	
T.Godwin	5	4	31	7.8	12	0	M.Polk	8	6	43	7.2	23	0								
H.Haskins	4	3	29	9.7	18	0	S.Bridges	5	4	62	15.5	38	1								
M.Kinsey	4	2	30	15.0	19	0	I.Likely	4	4	44	11.0	22	0								
B.Lewis	2	2	16	8.0	9	0	B.Victor	5	4	30	7.5	13	0								
B.Moore	3	2	14	7.0	8	0	J.Moore	2	2	15	7.5	9	0								
J.Wilkins	2	2	9	4.5	5	0	J.Oliver	2	2	14	7.0	8	0								
R.McMath	1	1	48	48.0	48	0	B.Mason	2	2	6	3.0	3	0								
J.Chestnut	1	1	12	12.0	12	0	R.Webb	2	1	34	34.0	34	0								
D.Fitzpatrick	4	1	10	10.0	10	0	T.Badie	1	1	9	9.0	9	0								
C.Okonkwo	2	1	5	5.0	5	0	De.Williams	1	1	8	8.0	8	0								
T.Hudson	1	1	5	5.0	5	0	T.Wallace	2	1	3	3.0	3	0								
T.Carter	1	0	0	0.0	0	0	C.Clement	1	0	0	0.0	0	0								
K.Phillips	1	0	0	0.0	0	0															
T.Burks	1	0	0	0.0	0	0															
T.Odukoya	1	0	0	0.0	0	0															
J.Malone	1	0	0	0.0	0	0															
Total	34	20	209	10.5	48	0	Total	35	28	268	9.6	38	1								

INTERCEPTIONS						INTERCEPTIONS					
	NO	YDS	AVG	LG	TD		NO	YDS	AVG	LG	TD
Total	0	0	0	0	0	D.Worley	1	0	0.0	0	0
						G.Stone	1	0	0.0	0	0
						Total	2	0	0.0	0	0

PUNTING								PUNTING							
	NO	YDS	AVG	NET	TB	IN20	LG		NO	YDS	AVG	NET	TB	IN20	LG
B.Kern	3	162	54.0	45.0	0	2	58	J.Stout	4	191	47.8	43.8	0	1	56
R.Stonehouse	2	118	59.0	49.0	1	1	60	Total	4	191	47.8	43.8	0	1	56
Total	5	280	56.0	46.6	1	3	60								

PUNT RETURNS							PUNT RETURNS						
	NO	YDS	AVG	FC	LG	TD		NO	YDS	AVG	FC	LG	TD
K.Phillips	2	16	8.0	0	13	0	Da.Williams	1	27	27.0	1	27	0
[OUT OF BOUNDS]	2	0	0.0	0	0	0	[OUT OF BOUNDS]	2	0	0.0	0	0	0
							[TOUCHBACK]	1	0	0.0	0	0	0
Total	2	16	8.0	0	13	0	Total	1	27	27.0	1	27	0

KICKOFF RETURNS							KICKOFF RETURNS						
	NO	YDS	AVG	FC	LG	TD		NO	YDS	AVG	FC	LG	TD
T.Cannon	2	50	25.0	0	26	0	T.Badie	2	46	23.0	0	24	0
R.McMath	1	30	30.0	0	30	0	C.Clement	1	18	18.0	0	18	0
T.Godwin	1	22	22.0	0	22	0							
[TOUCHBACK]	2	0	0.0	0	0	0	Total	3	64	21.3	0	24	0
Total	4	102	25.5	0	30	0							

Tennessee Titans vs Baltimore Ravens
8/11/2022 at M&T Bank Stadium

Final Individual Statistics

Tennessee Titans

FUMBLES	FUM	LOST	OWN-REC	YDS	TD	FORCED	OPP-REC	YDS	TD	OUT-BDS
J.Chestnut	1	1	0	0	0	0	0	0	0	0
D.Anenih	0	0	0	0	0	1	0	0	0	0
S.Carter	0	0	0	0	0	0	1	0	0	0
Total	1	1	0	0	0	1	1	0	0	0

Baltimore Ravens

FUMBLES	FUM	LOST	OWN-REC	YDS	TD	FORCED	OPP-REC	YDS	TD	OUT-BDS
T.Huntley	1	0	1	0	0	0	0	0	0	0
B.Hundley	1	1	0	0	0	0	0	0	0	0
M.Harrison	0	0	0	0	0	1	0	0	0	0
K.Hamilton	0	0	0	0	0	0	1	0	0	0
Total	2	1	1	0	0	1	1	0	0	0

Tennessee Titans vs Baltimore Ravens
8/11/2022 at M&T Bank Stadium

Final Team Statistics

	Visitor Titans	Home Ravens
TOTAL FIRST DOWNS	15	19
By Rushing	3	7
By Passing	11	12
By Penalty	1	0
THIRD DOWN EFFICIENCY	5-12-41.7%	8-17-47.1%
FOURTH DOWN EFFICIENCY	0-1-0.0%	1-1-100.0%
TOTAL NET YARDS	299	389
Total Offensive Plays (inc. times thrown passing)	59	69
Average gain per offensive play	5.1	5.6
NET YARDS RUSHING	103	130
Total Rushing Plays	22	31
Average gain per rushing play	4.7	4.2
Tackles for a loss-number and yards	2-7	1-4
NET YARDS PASSING	196	259
Times thrown - yards lost attempting to pass	2-13	3-9
Gross yards passing	209	268
PASS ATTEMPTS-COMPLETIONS-HAD INTERCEPTED	35-20-2	35-28-0
Avg gain per pass play (inc.# thrown passing)	5.3	6.8
KICKOFFS Number-In End Zone-Touchbacks	3-3-0	6-3-2
PUNTS Number and Average	5-56.0	4-47.8
Had Blocked	0	0
FGs - PATs Had Blocked	0-0	0-0
Net Punting Average	46.6	43.8
TOTAL RETURN YARDAGE (Not Including Kickoffs)	16	27
No. and Yards Punt Returns	2-16	1-27
No. and Yards Kickoff Returns	4-102	3-64
No. and Yards Interception Returns	0-0	2-0
PENALTIES Number and Yards	5-35	6-54
FUMBLES Number and Lost	1-1	2-1
TOUCHDOWNS	1	2
Rushing	1	1
Passing	0	1
EXTRA POINTS Made-Attempts	1-1	2-2
Kicking Made-Attempts	1-1	2-2
FIELD GOALS Made-Attempts	1-1	3-3
RED ZONE EFFICIENCY	1-3-33%	2-3-67%
GOAL TO GO EFFICIENCY	1-2-50%	1-1-100%
SAFETIES	0	0
FINAL SCORE	10	23
TIME OF POSSESSION	24:28	35:32

Tennessee Titans vs Baltimore Ravens
8/11/2022 at M&T Bank Stadium

Ball Possession And Drive Chart

Tennessee Titans

#	Time Recd	Time Lost	Time Poss	How Ball Obtained	Drive Began	# Play	Yds Gain	Yds Pen	Net Yds	1st Down	Last Scrm	How Given Up
1	15:00	14:02	0:58	Kickoff	TEN 29	3	5	0	5	0	TEN 34	Punt
2	8:53	8:46	0:07	Punt	TEN 19	1	0	0	0	0	TEN 19	Fumble
3	6:49	5:10	1:39	Kickoff	TEN 26	3	5	0	5	0	TEN 31	Punt
4	3:05	14:18	3:47	Punt	TEN 28	7	72	0	72	4	* BLT 07	Touchdown
5	12:18	8:19	3:59	Punt	TEN 24	7	61	0	61	2	* BLT 15	Field Goal
6	5:40	3:51	1:49	Punt	TEN 24	3	8	-5	3	0	TEN 27	Punt
7	0:35	0:00	0:35	Kickoff	TEN 25	4	17	0	17	1	TEN 42	Punt
8	9:06	4:43	4:23	Kickoff	TEN 31	7	49	-5	44	2	BLT 25	Interception
9	14:53	11:56	2:57	Kickoff	TEN 25	7	18	0	18	2	TEN 43	Interception
10	8:30	5:54	2:36	Kickoff	TEN 10	6	19	0	19	1	TEN 29	Punt
11	1:50	0:12	1:38	Fumble	TEN 47	12	45	0	45	3	* BLT 08	Downs

(288) Average TEN 26

Baltimore Ravens

#	Time Recd	Time Lost	Time Poss	How Ball Obtained	Drive Began	# Play	Yds Gain	Yds Pen	Net Yds	1st Down	Last Scrm	How Given Up
1	14:02	8:53	5:09	Punt	BLT 14	9	25	0	25	2	BLT 39	Punt
2	8:46	6:49	1:57	Fumble	TEN 22	4	22	0	22	2	* TEN 04	Touchdown
3	5:10	3:05	2:05	Punt	BLT 17	3	7	0	7	0	BLT 24	Punt
4	14:18	12:18	2:00	Kickoff	BLT 20	3	17	-10	7	0	BLT 27	Punt
5	8:19	5:40	2:39	Kickoff	BLT 22	4	32	-9	23	1	BLT 45	Punt
6	3:51	0:35	3:16	Punt	BLT 42	10	58	0	58	4	* TEN 14	Touchdown
7	15:00	9:06	5:54	Kickoff	BLT 18	11	63	-10	53	3	TEN 29	Field Goal
8	4:43	14:53	4:50	Interception	BLT 02	12	91	0	91	4	* TEN 07	Field Goal
9	11:56	8:30	3:26	Interception	BLT 48	7	23	0	23	1	TEN 29	Field Goal
10	5:54	1:50	4:04	Punt	BLT 11	8	51	-5	46	2	TEN 39	Fumble
11	0:12	0:00	0:12	Downs	BLT 08	1	0	0	0	0	BLT 08	End of Game

(280) Average BLT 25

* inside opponent's 20

Time of Possession by Quarter

	1st	2nd	3rd	4th	OT	Total
Visitor Tennessee Titans	5:49	7:05	4:23	7:11		24:28
Home Baltimore Ravens	9:11	7:55	10:37	7:49		35:32

Kickoff Drive No.-Start Average

Titans: 6 - TEN 24

Ravens: 3 - BLT 20

Tennessee Titans vs Baltimore Ravens
8/11/2022 at M&T Bank Stadium

Final Defensive Statistics

Tennessee Titans

Regular Defensive Plays

Special Teams

Misc

	TKL	AST	COMB	SK	/ YDS	TFL	Q	IN	PD	FF	FR	TKL	AST	FF	FR	BL	TKL	AST	FF	FR	
J.Gibbens	4	5	9	0	0	0	0	0	0	0	0	0	0	0	0	0	0	0	0	0	0
J.Jones	2	4	6	0	0	0	0	0	0	0	0	0	0	0	0	0	0	0	0	0	0
T.Jackson	4	1	5	0	0	0	0	0	0	0	0	0	1	0	0	0	0	0	0	0	0
G.Mabin	4	1	5	0	0	0	0	0	0	0	0	0	0	0	0	0	0	0	0	0	0
J.Kalu	2	3	5	0	0	0	0	0	0	0	0	1	0	0	0	0	0	0	0	0	0
D.Anenih	3	1	4	2	9	1	2	0	0	1	0	0	0	0	0	0	0	0	0	0	0
O.Adeniyi	2	1	3	0	0	0	1	0	0	0	0	0	0	0	0	0	0	0	0	0	0
S.Carter	2	1	3	0	0	0	0	0	0	0	1	0	0	0	0	0	0	0	0	0	0
N.Jones	2	1	3	0	0	0	0	0	0	0	0	0	0	0	0	0	0	0	0	0	0
A.Colbert	2	1	3	0	0	0	0	0	0	0	0	0	0	0	0	0	0	0	0	0	0
D.Walker	1	2	3	0	0	0	0	0	0	0	0	0	0	0	0	0	0	0	0	0	0
S.Brown	1	2	3	0	0	0	0	0	0	0	0	0	0	0	0	0	0	0	0	0	0
C.Jackson	1	2	3	0	0	0	0	0	0	0	0	0	0	0	0	0	0	0	0	0	0
J.Lawler	2	0	2	0	0	0	1	0	0	0	0	0	0	0	0	0	0	0	0	0	0
D.Hand	2	0	2	0	0	0	0	0	0	0	0	0	0	0	0	0	0	0	0	0	0
C.Farley	2	0	2	0	0	0	0	0	0	0	0	0	0	0	0	0	0	0	0	0	0
C.Campbell	2	0	2	0	0	0	0	0	0	0	0	0	0	0	0	0	0	0	0	0	0
T.Swilling	2	0	2	0	0	0	0	0	0	0	0	0	0	0	0	0	0	0	0	0	0
K.Strong	1	1	2	1	0	0	1	0	0	0	0	0	0	0	0	0	0	0	0	0	0
A.Moore	1	1	2	0	0	0	0	0	0	0	0	0	0	0	0	0	0	0	0	0	0
R.Weaver	1	1	2	0	0	1	0	0	0	0	0	0	0	0	0	0	0	0	0	0	0
E.Benton	1	0	1	0	0	0	0	0	0	0	0	0	0	0	0	0	0	0	0	0	0
T.Avery	1	0	1	0	0	0	0	0	0	0	0	0	0	0	0	0	0	0	0	0	0
K.Fulton	0	1	1	0	0	0	0	0	0	0	0	0	0	0	0	0	0	0	0	0	0
L.Murchison	0	1	1	0	0	0	0	0	0	0	0	0	0	0	0	0	0	0	0	0	0
S.Okuayinonu	0	1	1	0	0	0	0	0	0	0	0	0	0	0	0	0	0	0	0	0	0
J.Peevy	0	0	0	0	0	0	0	0	1	0	0	0	0	0	0	0	0	0	0	0	0
R.McMath	0	0	0	0	0	0	0	0	0	0	0	1	1	0	0	0	0	0	0	0	0
H.Haskins	0	0	0	0	0	0	0	0	0	0	0	1	0	0	0	0	0	0	0	0	0
Total	45	31	76	3	9	2	5	0	1	1	1	3	2	0	0	0	0	0	0	0	0

TKL = Tackle AST = Assist COMB = Combined QH=QB Hit IN = Interception PD = Pass Defense FF = Forced Fumble FR = Fumble Recovery

Tennessee Titans vs Baltimore Ravens
8/11/2022 at M&T Bank Stadium

First Half Summary

PERIOD SCORES

Titans	0 10 = 10
Ravens	7 7 = 14

TIME OF POSSESSION

Titans	12:54
Ravens	17:06

Scoring Plays

Team	Qtr	Time	Play Description (Extra Point) (Drive Info)	Visitor	Home
Ravens	1	6:49	M.Davis 4 yd. run (J.Tucker kick) (4-22, 1:57)	0	7
Titans	2	14:18	M.Willis 7 yd. run (R.Bullock kick) (7-72, 3:47)	7	7
Titans	2	8:19	R.Bullock 33 yd. Field Goal (7-61, 3:59)	10	7
Ravens	2	0:35	S.Bridges 14 yd. pass from T.Huntley (J.Tucker kick) (10-58, 3:16)	10	14

	Tennessee Titans	Baltimore Ravens
TOTAL FIRST DOWNS	7	9
First Downs Rushing-Passing-by Penalty	2 - 5 - 0	2 - 7 - 0
THIRD DOWN EFFICIENCY	0-5-0.0%	3-8-37.5%
TOTAL NET YARDS	168	161
Total Offensive Plays	27	33
NET YARDS RUSHING	74	52
NET YARDS PASSING	94	109
Gross Yards Passing	107	109
Times thrown-yards lost attempting to pass	2-13	1-0
Pass Attempts-Completions-Had Intercepted	11 - 6 - 0	18 - 16 - 0
Punts-Number and Average	4 - 55.0	4 - 47.8
Penalties-Number and Yards	1 - 5	3 - 24
Fumbles-Number and Lost	1 - 1	1 - 0
Red Zone Efficiency	1-2-50%	2-2-100%
Average Drive Start	TEN 25	BLT 32

Tennessee Titans

Baltimore Ravens

Tennessee Titans										Baltimore Ravens							
RUSHING	ATT	YDS	AVG	LG	TD	RUSHING	ATT	YDS	AVG	LG	TD						
J.Chestnut	5	36	7.2	29	0	M.Davis	5	22	4.4	9	1						
M.Willis	4	21	5.3	7	1	T.Huntley	3	17	5.7	14	0						
H.Haskins	4	13	3.3	6	0	J.Hill	3	11	3.7	8	0						
T.Burks	1	4	4.0	4	0	T.Badie	2	6	3.0	5	0						
						T.Wallace	1	-4	-4.0	-4	0						
Total	14	74	5.3	29	1	Total	14	52	3.7	14	1						
PASSING	ATT	CMP	YDS	SK/YD	TD	LG	IN	RT	PASSING	ATT	CMP	YDS	SK/YD	TD	LG	IN	RT
M.Willis	11	6	107	2/13	0	48	0	88.1	T.Huntley	18	16	109	1/0	1	22	0	110.4
Total	11	6	107	2/13	0	48	0	88.1	Total	18	16	109	1/0	1	22	0	110.4
PASS RECEIVING	TAR	REC	YDS	AVG	LG	TD	PASS RECEIVING	TAR	REC	YDS	AVG	LG	TD				
R.McMath	1	1	48	48.0	48	0	I.Likely	4	4	44	11.0	22	0				
M.Kinsey	1	1	19	19.0	19	0	M.Polk	4	4	16	4.0	8	0				
H.Haskins	1	1	18	18.0	18	0	B.Victor	4	3	17	5.7	8	0				
J.Chestnut	1	1	12	12.0	12	0	S.Bridges	2	2	20	10.0	14	1				
T.Hudson	1	1	5	5.0	5	0	J.Moore	1	1	6	6.0	6	0				
J.Wilkins	1	1	5	5.0	5	0	T.Wallace	2	1	3	3.0	3	0				
T.Carter	1	0	0	0.0	0	0	B.Mason	1	1	3	3.0	3	0				
D.Fitzpatrick	1	0	0	0.0	0	0											
C.Okonkwo	1	0	0	0.0	0	0											
K.Phillips	1	0	0	0.0	0	0											
Total	10	6	107	17.8	48	0	Total	18	16	109	6.8	22	1				

Tennessee Titans

Regular Defensive Plays

Special Teams

Misc

First Quarter

8/11/2022

Play By Play

TEN wins toss, elects to Receive, and BLT elects to defend the West goal.

J.Tucker kicks 62 yards from BLT 35 to TEN 3. T.Cannon to TEN 29 for 26 yards (D.Fagot).

Tennessee Titans at 15:00, (1st play from scrimmage 14:53)

- 1-10-TEN 29 (14:53) M.Willis pass incomplete short right to T.Carter.
 2-10-TEN 29 (14:49) J.Chestnut left guard to TEN 34 for 5 yards (T.Jefferson).
 3-5-TEN 34 (14:15) (Shotgun) M.Willis pass incomplete short left to K.Philips.
 4-5-TEN 34 (14:10) B.Kern punts 52 yards to BLT 14, Center-M.Cox, out of bounds.

Baltimore Ravens at 14:02

- 1-10-BLT 14 (14:02) M.Davis left end to BLT 15 for 1 yard (D.Hand).
 2-9-BLT 15 (13:29) T.Huntley pass short right to T.Wallace pushed ob at BLT 18 for 3 yards (S.Carter).
 3-6-BLT 18 (12:52) (Shotgun) T.Huntley pass short right to B.Victor pushed ob at BLT 26 for 8 yards (C.Farley). P1
1-10-BLT 26 (12:18) M.Davis right guard to BLT 28 for 2 yards (O.Adeniyi; D.Walker).
 2-8-BLT 28 (11:43) T.Huntley pass short left to J.Moore to BLT 34 for 6 yards (T.Jackson).
 3-2-BLT 34 (11:02) T.Huntley pass short left to B.Mason to BLT 37 for 3 yards (J.Jones). P2
1-10-BLT 37 (10:27) J.Hill left guard to BLT 39 for 2 yards (D.Walker; K.Strong).
 2-8-BLT 39 (9:51) (Shotgun) T.Huntley FUMBLES (Aborted) at BLT 37, and recovers at BLT 37. T.Huntley pushed ob at BLT 39 for 2 yards (S.Carter).
 3-8-BLT 39 (9:15) (Shotgun) T.Huntley pass incomplete short right to T.Wallace.
 4-8-BLT 39 (9:12) J.Stout punts 45 yards to TEN 16, Center-N.Moore, fair catch by K.Philips.
Penalty on BLT-T.Wallace, Player Out of Bounds on Kick, offsetting, enforced at BLT 39 - No Play.
Penalty on TEN-K.Fulton, Offensive Holding, offsetting.
 4-8-BLT 39 (9:04) J.Stout punts 55 yards to TEN 6, Center-N.Moore. K.Philips to TEN 19 for 13 yards (N.Moore).

Tennessee Titans at 8:53

- 1-10-TEN 19 (8:53) J.Chestnut left guard to TEN 19 for no gain (M.Harrison). FUMBLES (M.Harrison), RECOVERED by BLT-K.Hamilton at TEN 22.

Baltimore Ravens at 8:46

- 1-10-TEN 22 (8:46) M.Davis left end pushed ob at TEN 13 for 9 yards (T.Jackson).
 2-1-TEN 13 (8:09) T.Huntley pass short right to I.Likely to TEN 10 for 3 yards (K.Fulton; A.Moore). P3
1-10-TEN 10 (7:30) M.Davis right guard to TEN 04 for 6 yards (C.Campbell).
 2-4-TEN 04 (6:53) **M.Davis right end for 4 yards, TOUCHDOWN.** R4
 J.Tucker extra point is GOOD, Center-N.Moore, Holder-J.Stout.

TEN 0 BLT 7, 4 plays, 22 yards, 1:57 drive, 8:11 elapsed

J.Stout kicks 63 yards from BLT 35 to TEN 2. T.Cannon to TEN 26 for 24 yards (D.Fagot).

Tennessee Titans at 6:49, (1st play from scrimmage 6:45)

- 1-10-TEN 26 (6:45) M.Willis scrambles right end pushed ob at TEN 28 for 2 yards (M.Harrison).
 2-8-TEN 28 (6:04) H.Haskins right tackle to TEN 31 for 3 yards (S.Means; B.Washington).
 3-5-TEN 31 (5:23) (Shotgun) M.Willis pass incomplete deep right to D.Fitzpatrick [M.Harrison].
 4-5-TEN 31 (5:17) B.Kern punts 52 yards to BLT 17, Center-M.Cox, out of bounds.

Baltimore Ravens at 5:10

- 1-10-BLT 17 (5:10) T.Wallace left end to BLT 13 for -4 yards (R.Weaver).
 2-14-BLT 13 (4:31) (Shotgun) T.Huntley pass short right to M.Polk to BLT 21 for 8 yards (C.Farley).
 3-6-BLT 21 (3:54) (Shotgun) T.Huntley scrambles right end pushed ob at BLT 24 for 3 yards (D.Walker).
 4-3-BLT 24 (3:14) J.Stout punts 56 yards to TEN 20, Center-N.Moore. K.Philips to TEN 23 for 3 yards (M.Harrison).
PENALTY on BLT-R.Webb, Player Out of Bounds on Kick, 5 yards, enforced at TEN 23.

Tennessee Titans at 3:05

- 1-10-TEN 28 (3:05) (Shotgun) M.Willis pass short middle to J.Chestnut to TEN 40 for 12 yards (T.Jefferson). P1
1-10-TEN 40 (2:27) T.Burks right end pushed ob at TEN 44 for 4 yards (K.Seymour; J.Moon).
 2-6-TEN 44 (1:48) J.Chestnut right end to BLT 27 for 29 yards (S.Means). R2
1-10-BLT 27 (1:04) (Shotgun) H.Haskins right guard to BLT 25 for 2 yards (I.Mack).
 2-8-BLT 25 (:25) (Shotgun) M.Willis pass short middle to H.Haskins pushed ob at BLT 7 for 18 yards (Da.Williams). P3

END OF QUARTER

	Score	Time Poss	First Downs				Efficiencies	
			R	P	X	T	3 Down	4 Down
Tennessee Titans	0	5:49	1	2	0	3	0/2	0/0
Baltimore Ravens	7	9:11	1	3	0	4	2/4	0/0

Second Quarter

8/11/2022

Play By Play

Tennessee Titans continued.

1-7-BLT 7 (15:00) J.Chestnut right guard to BLT 07 for no gain (K.Hamilton).

2-7-BLT 07 (14:26) (Shotgun) M.Willis scrambles left end for 7 yards, TOUCHDOWN.

R4

R.Bullock extra point is GOOD, Center-M.Cox, Holder-B.Kern.

TEN 7 BLT 7, 7 plays, 72 yards, 3:47 drive, 0:42 elapsed

R.Bullock kicks 67 yards from TEN 35 to BLT -2. T.Badie to BLT 20 for 22 yards (R.McMath; T.Jackson).

Baltimore Ravens at 14:18, (1st play from scrimmage 14:13)

1-10-BLT 20 (14:13) (Shotgun) J.Hill left end to BLT 28 for 8 yards (N.Jones).

2-2-BLT 28 (13:32) (Shotgun) T.Huntley pass incomplete deep left to B.Victor.

3-2-BLT 28 (13:27) J.Hill left end pushed ob at BLT 33 for 5 yards (S.Carter).

PENALTY on BLT-I.Likely, Offensive Holding, 10 yards, enforced at BLT 28 - No Play.

3-12-BLT 18 (13:06) (Shotgun) T.Huntley pass short middle to I.Likely to BLT 27 for 9 yards (D.Hand).

4-3-BLT 27 (12:24) J.Stout punts 49 yards to TEN 24, Center-N.Moore, out of bounds.

Tennessee Titans at 12:18

1-10-TEN 24 (12:18) M.Willis pass deep left to R.McMath ran ob at BLT 28 for 48 yards.

P5

1-10-BLT 28 (11:39) (Shotgun) H.Haskins left end to BLT 22 for 6 yards (A.Crawford).

2-4-BLT 22 (10:58) M.Willis pass short left to T.Hudson to BLT 17 for 5 yards (K.Welch).

P6

1-10-BLT 17 (10:17) H.Haskins right guard to BLT 15 for 2 yards (T.Jones; A.Crawford).

2-8-BLT 15 (9:42) M.Willis sacked at BLT 21 for -6 yards (S.Means).

3-14-BLT 21 (9:02) (Shotgun) M.Willis scrambles right end pushed ob at BLT 15 for 6 yards (T.Jefferson).

4-8-BLT 15 (8:23) R.Bullock 33 yard field goal is GOOD, Center-M.Cox, Holder-B.Kern.

TEN 10 BLT 7, 7 plays, 61 yards, 3:59 drive, 6:41 elapsed

G.Mabin kicks 67 yards from TEN 35 to BLT -2. T.Badie pushed ob at BLT 22 for 24 yards (J.Kalu).

Baltimore Ravens at 8:19, (1st play from scrimmage 8:13)

1-10-BLT 22 (8:13) T.Huntley pass deep left to I.Likely to BLT 44 for 22 yards (C.Campbell).

P5

1-10-BLT 44 (7:48) (No Huddle, Shotgun) T.Huntley pass short left to B.Victor to BLT 49 for 5 yards (T.Jackson; J.Gibbens).

2-5-BLT 49 (7:24) (No Huddle, Shotgun) T.Huntley pass short middle to M.Polk to TEN 47 for 4 yards (J.Gibbens).

3-1-TEN 47 (6:52) J.Hill right end pushed ob at TEN 32 for 15 yards (J.Gibbens).

PENALTY on BLT-I.Likely, Offensive Holding, 9 yards, enforced at TEN 47 - No Play.

3-10-BLT 44 (6:27) (Shotgun) T.Huntley pass short middle to M.Polk to BLT 45 for 1 yard (S.Brown; C.Jackson).

4-9-BLT 45 (5:46) J.Stout punts 31 yards to TEN 24, Center-N.Moore, out of bounds.

Tennessee Titans at 5:40

1-10-TEN 24 (5:40) M.Willis pass incomplete deep left to J.Malone.

PENALTY on TEN-N.Petit-Frere, Ineligible Downfield Pass, 5 yards, enforced at TEN 24 - No Play.

1-15-TEN 19 (5:33) J.Chestnut right tackle to TEN 21 for 2 yards (A.Crawford).

2-13-TEN 21 (4:49) (Shotgun) M.Willis scrambles up the middle to TEN 27 for 6 yards (K.Welch).

3-7-TEN 27 (4:08) (Shotgun) M.Willis pass incomplete deep middle to C.Okonkwo.

4-7-TEN 27 (4:01) B.Kern punts 58 yards to BLT 15, Center-M.Cox. Da.Williams pushed ob at BLT 42 for 27 yards (R.McMath).

Baltimore Ravens at 3:51

1-10-BLT 42 (3:51) (Shotgun) J.Hill left end to BLT 43 for 1 yard (J.Jones; C.Jackson).

2-9-BLT 43 (3:15) (Shotgun) T.Huntley pass incomplete short middle to I.Likely.
Baltimore challenged the incomplete pass ruling, and the play was REVERSED.

P6

(Shotgun) T.Huntley pass short middle to I.Likely to TEN 47 for 10 yards (A.Moore).

1-10-TEN 47 (2:55) (Shotgun) T.Badie right guard to TEN 46 for 1 yard (R.Weaver; S.Brown).

2-9-TEN 46 (2:14) (Shotgun) T.Huntley pass short right to M.Polk to TEN 43 for 3 yards (G.Mabin, J.Jones).

Two-Minute Warning

3-6-TEN 43 (2:00) (Shotgun) T.Huntley pass short middle to B.Victor to TEN 39 for 4 yards (T.Jackson).

4-2-TEN 39 (1:30) (Shotgun) T.Huntley right end pushed ob at TEN 25 for 14 yards (T.Jackson).

R7

1-10-TEN 25 (1:23) (Shotgun) T.Huntley sacked at TEN 25 for 0 yards (K.Strong). TEN-O.Adeniyi was injured during the play.

Timeout #1 by TEN at 01:10.

2-10-TEN 25 (1:10) (Shotgun) T.Badie right guard to TEN 20 for 5 yards (J.Lawler).

Tennessee Titans vs Baltimore Ravens at M&T Bank Stadium

3-5-TEN 20 (:42) (Shotgun) T.Huntley pass short left to S.Bridges pushed ob at TEN 14 for 6 yards (C.Jackson).

P8

1-10-TEN 14 (:38) (Shotgun) T.Huntley pass short left to S.Bridges for 14 yards, TOUCHDOWN.

P9

J.Tucker extra point is GOOD, Center-N.Moore, Holder-J.Stout.

TEN 10 BLT 14, 10 plays, 58 yards, 3:16 drive, 14:25 elapsed

J.Stout kicks 65 yards from BLT 35 to end zone, Touchback.

Tennessee Titans at 0:35

1-10-TEN 25 (:35) (Shotgun) M.Willis pass deep right to M.Kinsey to TEN 44 for 19 yards (Da.Williams).

P7

Timeout #2 by TEN at 00:28.

1-10-TEN 44 (:28) (Shotgun) M.Willis sacked at TEN 37 for -7 yards (T.Jones).

Timeout #3 by TEN at 00:23.

2-17-TEN 37 (:23) (Shotgun) M.Willis pass short right to J.Wilkins pushed ob at TEN 42 for 5 yards (G.Stone).

3-12-TEN 42 (:16) (Shotgun) M.Willis pass incomplete short right.

4-12-TEN 42 (:08) R.Stonehouse punts 58 yards to end zone, Center-M.Cox, Touchback.

END OF QUARTER

	Score	Time Poss	First Downs				Efficiencies	
			R	P	X	T	3 Down	4 Down
Tennessee Titans	10	7:05	1	3	0	4	0/3	0/0
Baltimore Ravens	14	7:55	1	4	0	5	1/4	1/1

Third Quarter

8/11/2022

Play By Play

BLT elects to Receive, and TEN elects to defend the West goal.

R.Bullock kicks 65 yards from TEN 35 to BLT 0. C.Clement to BLT 18 for 18 yards (H.Haskins).

Baltimore Ravens at 15:00, (1st play from scrimmage 14:53)

- 1-10-BLT 18 (14:53) (Shotgun) T.Badie right guard to BLT 21 for 3 yards (J.Gibbens; L.Murchison).
- 2-7-BLT 21 (14:13) (Shotgun) T.Badie left end to BLT 23 for 2 yards (N.Jones; J.Kalu).
- 3-5-BLT 23 (13:40) (Shotgun) A.Brown pass short middle to J.Oliver to BLT 29 for 6 yards (A.Colbert). P10
- 1-10-BLT 29 (13:18) (No Huddle) A.Brown pass deep right to M.Polk to TEN 48 for 23 yards (T.Swilling). P11
- 1-10-TEN 48 (12:39) (Shotgun) T.Badie right guard to TEN 45 for 3 yards (N.Jones).
- 2-7-TEN 45 (11:59) (Shotgun) A.Brown pass short middle to M.Polk to TEN 41 for 4 yards (O.Adeniyi).
- 3-3-TEN 41 (11:18) (Shotgun) T.Badie right guard to TEN 36 for 5 yards (O.Adeniyi). R12
- 1-10-TEN 36 (10:42) (Shotgun) A.Brown pass incomplete short middle to M.Polk [J.Lawler].
- 2-10-TEN 36 (10:38) (Shotgun) T.Badie left end to TEN 33 for 3 yards (J.Gibbens).
PENALTY on BLT-T.Phillips, Offensive Holding, 10 yards, enforced at TEN 36 - No Play.
- 2-20-TEN 46 (10:14) (Shotgun) A.Brown pass short left to T.Badie pushed ob at TEN 37 for 9 yards (A.Colbert). TEN-K.Strong was injured during the play.
- 3-11-TEN 37 (9:52) (Shotgun) A.Brown pass short left to J.Oliver to TEN 29 for 8 yards (S.Okuayinonu; G.Mabin) [O.Adeniyi].
- 4-3-TEN 29 **(9:10) J.Tucker 47 yard field goal is GOOD, Center-N.Moore, Holder-J.Stout.**

TEN 10 BLT 17, 11 plays, 53 yards, 5:54 drive, 5:54 elapsed

J.Stout kicks 64 yards from BLT 35 to TEN 1. R.McMath to TEN 31 for 30 yards (R.Webb).

Tennessee Titans at 9:06, (1st play from scrimmage 9:00)

- 1-10-TEN 31 (9:00) J.Chestnut right guard to TEN 37 for 6 yards (I.Mack).
- 2-4-TEN 37 (8:23) (Shotgun) M.Willis scrambles left end ran ob at BLT 46 for 17 yards. R8
- 1-10-BLT 46 (7:40) L.Woodside scrambles up the middle to BLT 41 for 5 yards (K.Seymour).
- 2-5-BLT 41 (6:56) J.Chestnut left guard to BLT 39 for 2 yards (C.Wiley).
- 3-3-BLT 39 (6:14) (Shotgun) L.Woodside pass short middle to T.Godwin pushed ob at BLT 27 for 12 yards (R.Jackson). P9
- 1-10-BLT 27 (5:43) (Shotgun) L.Woodside pass short middle to H.Haskins to BLT 20 for 7 yards (D.Worley).
- 2-3-BLT 20 (5:13) (No Huddle) *PENALTY on TEN-H.Howerton, False Start, 5 yards, enforced at BLT 20 - No Play.*
- 2-8-BLT 25 (4:48) (Shotgun) L.Woodside pass deep right intended for T.Godwin INTERCEPTED by D.Worley at BLT 2. D.Worley to BLT 02 for no gain.

Baltimore Ravens at 4:43

- 1-10-BLT 02 (4:43) N.McCrary right tackle to BLT 05 for 3 yards (J.Jones).
- 2-7-BLT 05 (4:06) (Shotgun) A.Brown pass short right to B.Victor to BLT 18 for 13 yards (G.Mabin). P13
- 1-10-BLT 18 (3:32) (Shotgun) N.McCrary left tackle pushed ob at BLT 39 for 21 yards (G.Mabin). R14
- 1-10-BLT 39 (2:54) (Shotgun) N.McCrary left tackle to BLT 40 for 1 yard (J.Kalu; J.Jones).
- 2-9-BLT 40 (2:14) (Shotgun) A.Brown pass incomplete short right to R.Webb.
- 3-9-BLT 40 (2:10) (No Huddle, Shotgun) A.Brown pass deep left to S.Bridges to TEN 22 for 38 yards (G.Mabin). P15
- 1-10-TEN 22 (1:41) (No Huddle, Shotgun) A.Brown pass short right to J.Moore to TEN 13 for 9 yards (T.Swilling).
- 2-1-TEN 13 (1:06) (Shotgun) N.McCrary right guard to TEN 12 for 1 yard (J.Jones; J.Gibbens). R16
- 1-10-TEN 12 (:21) (Shotgun) A.Brown pass incomplete short middle to M.Polk.
- 2-10-TEN 12 (:18) (Shotgun) A.Brown left end ran ob at TEN 07 for 5 yards (J.Kalu).

END OF QUARTER

	Score	Time	First Downs				Efficiencies	
		Poss	R	P	X	T	3 Down	4 Down
Tennessee Titans	10	4:23	1	1	0	2	1/1	0/0
Baltimore Ravens	17	10:37	3	4	0	7	3/4	0/0

Fourth Quarter

8/11/2022

Play By Play

Baltimore Ravens continued.

3-5-TEN 07 (15:00) (Shotgun) A.Brown pass incomplete short middle to S.Bridges (J.Peevy).

4-5-TEN 07 (14:56) **J.Tucker 25 yard field goal is GOOD, Center-N.Moore, Holder-J.Stout.**

TEN 10 BLT 20, 12 plays, 91 yards, 4:50 drive, 0:07 elapsed

J.Stout kicks 65 yards from BLT 35 to end zone, Touchback.

Tennessee Titans at 14:53

1-10-TEN 25 (14:53) T.Cannon right end to TEN 21 for -4 yards (G.Stone).

2-14-TEN 21 (14:10) (Shotgun) L.Woodside pass short left to C.Okonkwo ran ob at TEN 26 for 5 yards (K.Seymour).

3-9-TEN 26 (14:06) (Shotgun) L.Woodside pass incomplete short middle to C.Okonkwo.

PENALTY on BLT-J.Moon, Roughing the Passer, 15 yards, enforced at TEN 26 - No Play.

X10

1-10-TEN 41 (14:03) (Shotgun) L.Woodside pass incomplete short middle to H.Haskins [R.Nichols].

2-10-TEN 41 (13:58) (Shotgun) L.Woodside pass short right to B.Moore to TEN 47 for 6 yards (D.Worley).

3-4-TEN 47 (13:13) (Shotgun) L.Woodside pass short middle to M.Kinsey to BLT 42 for 11 yards (J.Ross).

P11

1-10-BLT 42 (12:35) L.Woodside pass incomplete deep middle to T.Burks (G.Stone).2-10-BLT 42 (12:27) (Shotgun) *PENALTY on TEN-A.Rupcich, False Start, 5 yards, enforced at BLT 42 - No Play.*

2-15-BLT 47 (12:26) (Shotgun) L.Woodside pass short middle to H.Haskins to BLT 33 for 14 yards (Da.Williams).

PENALTY on TEN-B.Moore, Offensive Pass Interference, 10 yards, enforced at BLT 47 - No Play.

2-25-TEN 43 (12:01) (Shotgun) L.Woodside pass short middle intended for M.Kinsey INTERCEPTED by G.Stone (J.Ross) at BLT 48. G.Stone to BLT 48 for no gain.

Baltimore Ravens at 11:56

1-10-BLT 48 (11:56) C.Clement left tackle to TEN 48 for 4 yards (J.Gibbens; J.Kalu).

2-6-TEN 48 (11:20) (Shotgun) A.Brown pass short right to B.Mason pushed ob at TEN 45 for 3 yards (D.Anenih).

3-3-TEN 45 (10:36) (Shotgun) A.Brown scrambles left end to TEN 36 for 9 yards (J.Kalu).

R17

1-10-TEN 36 (9:52) (Shotgun) A.Brown pass short left to S.Bridges to TEN 32 for 4 yards (S.Brown).

2-6-TEN 32 (9:22) (Shotgun) C.Clement left tackle to TEN 29 for 3 yards (J.Lawler).

3-3-TEN 29 (8:42) (Shotgun) A.Brown pass incomplete short left to C.Clement.

4-3-TEN 29 (8:35) **J.Tucker 47 yard field goal is GOOD, Center-N.Moore, Holder-J.Stout.**

TEN 10 BLT 23, 7 plays, 23 yards, 3:26 drive, 6:30 elapsed

J.Stout kicks 67 yards from BLT 35 to TEN -2. T.Godwin to BLT 44 for 58 yards (R.Jackson).

PENALTY on TEN-J.Lawler, Offensive Holding, 10 yards, enforced at TEN 20.

Tennessee Titans at 8:30, (1st play from scrimmage 8:20)

1-10-TEN 10 (8:20) H.Haskins left tackle to TEN 13 for 3 yards (J.Ross).

2-7-TEN 13 (7:56) (No Huddle) L.Woodside pass short middle to H.Haskins to TEN 17 for 4 yards (D.Vereen) [C.Wiley].

3-3-TEN 17 (7:21) (Shotgun) L.Woodside pass short middle to T.Godwin to TEN 23 for 6 yards (J.Ross).

P12

1-10-TEN 23 (7:01) (No Huddle, Shotgun) H.Haskins right tackle to TEN 26 for 3 yards (R.Nichols).

2-7-TEN 26 (6:26) (Shotgun) L.Woodside pass short right to T.Godwin to TEN 29 for 3 yards (J.Ross).

3-4-TEN 29 (6:04) L.Woodside pass incomplete short middle to T.Odukoya.

4-4-TEN 29 (6:01) R.Stonehouse punts 60 yards to BLT 11, Center-M.Cox, fair catch by Da.Williams.

Baltimore Ravens at 5:54

1-10-BLT 11 (5:54) B.Hundley pass short right to B.Mason to BLT 14 for 3 yards (J.Jones).

PENALTY on BLT-J.Jones-Smith, Offensive Holding, 5 yards, enforced at BLT 11 - No Play.

1-15-BLT 6 (5:35) (Shotgun) C.Clement right tackle to BLT 14 for 8 yards (J.Gibbens, S.Carter).

2-7-BLT 14 (4:54) (Shotgun) C.Clement left guard pushed ob at BLT 16 for 2 yards (J.Gibbens, A.Colbert).

3-5-BLT 16 (4:13) (Shotgun) B.Hundley pass deep right to R.Webb to 50 for 34 yards (E.Benton).

P18

1-10-50 (4:05) (No Huddle, Shotgun) B.Hundley pass short left to De.Williams to TEN 42 for 8 yards (T.Avery).

2-2-TEN 42 (3:21) (Shotgun) N.McCrary left tackle to TEN 37 for 5 yards (J.Gibbens; D.Anenih).

R19

1-10-TEN 37 (2:36) (Shotgun) B.Hundley scrambles up the middle to TEN 34 for 3 yards (J.Gibbens).

2-7-TEN 34 (2:12) (No Huddle, Shotgun) B.Hundley sacked at TEN 39 for -5 yards (D.Anenih).

Two-Minute Warning

3-12-TEN 39 (2:00) (Shotgun) B.Hundley sacked at TEN 48 for -9 yards (D.Anenih). FUMBLES (D.Anenih) [D.Anenih], touched at TEN 43, RECOVERED by TEN-S.Carter at TEN 47.

Tennessee Titans at 1:50

Tennessee Titans vs Baltimore Ravens at M&T Bank Stadium

1-10-TEN 47 (1:50) J.Wilkins left guard to TEN 44 for -3 yards (R.Jackson, I.Mack).

2-13-TEN 44 (1:29) (No Huddle, Shotgun) L.Woodside pass short left to T.Godwin to BLT 46 for 10 yards (Z.McClain, I.Mack).

3-3-BLT 46 (1:10) (Shotgun) L.Woodside pass short right to B.Lewis pushed ob at BLT 39 for 7 yards (D.Worley). P13

1-10-BLT 39 (1:07) (Shotgun) L.Woodside pass incomplete short right to B.Moore (D.Worley).
The Replay Official reviewed the incomplete pass ruling, and the play was REVERSED.
(Shotgun) L.Woodside pass short right to B.Moore pushed ob at BLT 31 for 8 yards (D.Worley).

2-2-BLT 31 (1:02) (Shotgun) L.Woodside pass incomplete short middle to B.Moore [J.Moon].

3-2-BLT 31 (:58) (Shotgun) L.Woodside pass short middle to B.Lewis to BLT 22 for 9 yards (D.Fagot). P14

1-10-BLT 22 (:39) (No Huddle, Shotgun) L.Woodside pass short middle to J.Wilkins to BLT 18 for 4 yards (D.Vereen) [I.Mack].
Timeout #1 by TEN at 00:33.

2-6-BLT 18 (:33) (Shotgun) L.Woodside pass short right to D.Fitzpatrick ran ob at BLT 8 for 10 yards. P15

1-8-BLT 08 (:29) (Shotgun) L.Woodside pass incomplete short right to D.Fitzpatrick.

2-8-BLT 08 (:25) (Shotgun) L.Woodside pass incomplete short left to J.Malone.

3-8-BLT 08 (:21) (Shotgun) L.Woodside pass incomplete short middle to D.Fitzpatrick [R.Nichols].

4-8-BLT 08 (:15) (Shotgun) L.Woodside pass incomplete short middle to M.Kinsey [G.Stone].

Baltimore Ravens at 0:12

1-10-BLT 08 (:12) B.Hundley kneels to BLT 8 for no gain.

END OF QUARTER

		Time	First Downs				Efficiencies	
	Score	Poss	R	P	X	T	3 Down	4 Down
Tennessee Titans	10	7:11	0	5	1	6	4/6	0/1
Baltimore Ravens	23	7:49	2	1	0	3	2/5	0/0

Miscellaneous Statistics Report

Tennessee Titans vs Baltimore Ravens
8/11/2022 at M&T Bank Stadium

Ten Longest Plays for Tennessee Titans

Yards	Qtr	Play Start	Play Description
48	2	1-10-TEN 24	(12:18) M.Willis pass deep left to R.McMath ran ob at BLT 28 for 48 yards.
29	1	2-6-TEN 44	(1:48) J.Chestnut right end to BLT 27 for 29 yards (S.Means).
19	2	1-10-TEN 25	(:35) (Shotgun) M.Willis pass deep right to M.Kinsey to TEN 44 for 19 yards (Da.Williams).
18	1	2-8-BLT 25	(:25) (Shotgun) M.Willis pass short middle to H.Haskins pushed ob at BLT 7 for 18 yards (Da.Williams).
17	3	2-4-TEN 37	(8:23) (Shotgun) M.Willis scrambles left end ran ob at BLT 46 for 17 yards.
12	1	1-10-TEN 28	(3:05) (Shotgun) M.Willis pass short middle to J.Chestnut to TEN 40 for 12 yards (T.Jefferson).
12	3	3-3-BLT 39	(6:14) (Shotgun) L.Woodside pass short middle to T.Godwin pushed ob at BLT 27 for 12 yards (R.Jackson).
11	4	3-4-TEN 47	(13:13) (Shotgun) L.Woodside pass short middle to M.Kinsey to BLT 42 for 11 yards (J.Ross).
10	4	2-13-TEN 44	(1:29) (No Huddle, Shotgun) L.Woodside pass short left to T.Godwin to BLT 46 for 10 yards (Z.McClain, I.Mack).
10	4	2-6-BLT 18	(:33) (Shotgun) L.Woodside pass short right to D.Fitzpatrick ran ob at BLT 8 for 10 yards.

Ten Longest Plays for Baltimore Ravens

Yards	Qtr	Play Start	Play Description
38	3	3-9-BLT 40	(2:10) (No Huddle, Shotgun) A.Brown pass deep left to S.Bridges to TEN 22 for 38 yards (G.Mabin).
34	4	3-5-BLT 16	(4:13) (Shotgun) B.Hundley pass deep right to R.Webb to 50 for 34 yards (E.Benton).
23	3	1-10-BLT 29	(13:18) (No Huddle) A.Brown pass deep right to M.Polk to TEN 48 for 23 yards (T.Swilling).
22	2	1-10-BLT 22	(8:13) T.Huntley pass deep left to I.Likely to BLT 44 for 22 yards (C.Campbell).
21	3	1-10-BLT 18	(3:32) (Shotgun) N.McCrary left tackle pushed ob at BLT 39 for 21 yards (G.Mabin).
14	2	4-2-TEN 39	(1:30) (Shotgun) T.Huntley right end pushed ob at TEN 25 for 14 yards (T.Jackson).
14	2	1-10-TEN 14	(:38) (Shotgun) T.Huntley pass short left to S.Bridges for 14 yards, TOUCHDOWN.
13	3	2-7-BLT 05	(4:06) (Shotgun) A.Brown pass short right to B.Victor to BLT 18 for 13 yards (G.Mabin).
10	2	2-9-BLT 43	(3:15) (Shotgun) T.Huntley pass incomplete short middle to I.Likely.
9	1	1-10-TEN 22	(8:46) M.Davis left end pushed ob at TEN 13 for 9 yards (T.Jackson).

Touchdown Scoring Information

		Offense	Defense	Special Teams
VISITOR	Tennessee Titans	1	0	0
HOME	Baltimore Ravens	2	0	0

Player Scoring Information

Club	Player	TD	Rush TD	Rec TD	KO TD	Punt TD	Int TD	Fum TD	Misc TD	FG	XP	2Pt Rush	2Pt Rec	Sfty	Points
TEN	M.Willis	0	1	0	0	0	0	0	0	0	0	0	0	0	6
TEN	R.Bullock	0	0	0	0	0	0	0	0	1	1	0	0	0	4
BLT	J.Tucker	0	0	0	0	0	0	0	0	3	2	0	0	0	11
BLT	M.Davis	0	1	0	0	0	0	0	0	0	0	0	0	0	6
BLT	S.Bridges	0	0	1	0	0	0	0	0	0	0	0	0	0	6

Possession Detail

	First Half		Second Half		Game	
	Visitor	Home	Visitor	Home	Visitor	Home
Largest Lead	3	7	0	13	3	13
Drives Leading	1	1	0	5	1	6
Time of Possession Leading	1:49	2:05	0:00	18:26	1:49	20:31
Largest Deficit	-7	-3	-13	0	-13	-3
Drives Trailing	3	2	4	0	7	2
Time of Possession Trailing	6:01	5:55	11:34	0:00	17:35	5:55
Times Score Tied Up		1		0		1
Lead Changes		3		0		3

N Jones	DT	29	40%	2	8%	D Hayes	LB	23	37%	12	46%
K Strong	DE	28	38%	2	8%	T Jones	DT	23	37%	5	19%
L Murchison	DT	27	37%	3	12%	J Ross	LB	22	35%	15	58%
C Farley	CB	24	33%	4	15%	Z McClain	LB	21	34%	6	23%
J Peevy	DT	24	33%	2	8%	D Fagot	LB	18	29%	7	27%
T Swilling	DB	21	29%	3	12%	D Vereen	DB	18	29%	5	19%
D Hand	DE	21	29%	1	4%	B Washington	DT	10	16%	4	15%
C Jackson	CB	19	26%	8	31%	M Pierce	NT	7	11%		
D Walker	DE	18	25%			B Urban	DE	3	5%	2	8%
T Avery	DB	17	23%	5	19%	O Oweh	LB	1	2%		
H Garrett	DT	17	23%	1	4%	J Stout	P			15	58%
K Fulton	CB	16	22%	3	12%	N Moore	LS			10	38%
S Brown	CB	16	22%	2	8%	D Williams	DB			9	35%
T Tart	DT	15	21%	2	8%	J Tucker	K			6	23%
E Benton	SS	10	14%								
S Okuayinonu	DE	9	12%	1	4%						
T Bonds	CB	8	11%								
M Cox	LS			7	27%						
R Bullock	K			5	19%						
B Kern	P			5	19%						
R Stonehouse	P			2	8%						

TITANS NUMERICAL

2	Robert Woods	WR
3	Caleb Farley	CB
4	Ryan Stonehouse	P
5	Logan Woodside	QB
6	Brett Kern	P
7	Malik Willis	QB
8	Cody Hollister	WR
10	Dez Fitzpatrick	WR
11	Caleb Shudak	K
12	Mason Kinsey	WR
13	Racey McMath	WR
14	Randy Bullock	K
15	Nick Westbrook-Ikhine	WR
16	Treyton Burks	WR
17	Ryan Tannehill	QB
18	Kyle Philips	WR
20	Tre Swilling	CB
21	Jordan Wilkins	RB
22	Roger McCreary	CB
23	Derrick Henry	RB
24	Tre Avery	CB
25	Trenton Cannon	RB
26	Elijah Molden	CB
27	Hassan Haskins	RB
28	Kristian Fulton	CB
29	Joshua Kalu	DB
30	Theo Jackson	S
31	Greg Mabin	CB
32	Kevin Byard	S
33	Michael Griffin II	S
34	A.J. Moore Jr.	S
35	Chris Jackson	DB
36	Shyheim Carter	DB
37	Julius Chestnut	RB
38	Amani Hooker	S
39	Shakur Brown	CB
40	Kenneth George Jr.	CB
41	Dontrell Hilliard	RB
42	Zach Cunningham	LB
43	Joe Jones	LB
44	Tory Carter	FB
45	Chance Campbell	LB
46	Morgan Cox	LS
47	Terrill Bonds	CB
48	Bud Dupree	OLB
49	Thomas Odukoya	TE
50	Jack Gibbens	LB
51	David Long Jr.	LB
52	Dylan Cole	LB
53	Aaron Brewer	G/C
54	Monty Rice	LB
55	Justin Lawler	OLB
56	Harold Landry III	OLB
57	Ben Jones	C
58	Hayden Howerton	C
59	Corey Levin	C/G
60	Nate Davis	G
61	Carson Green	OL
62	Xavier Newman	C/G
63	Sam Okuayinonu	DT
64	Willie Wright	C/G
65	Christian DiLauro	T
66	Jordan Roos	G
67	Jalen McKenzie	T
68	Jayden Peevy	DE
69	Jamarco Jones	OL
70	Dillon Radunz	OL
71	Andrew Ruppich	T
72	Taylor Lewan	T
73	Nicholas Petit-Frere	OL
74	Haskell Garrett	DT
75	Terry Godwin	WR
76	Austin Hooper	TE
77	Briley Moore	TE
78	Brandon Lewis	WR
79	Chig Okonkwo	TE
80	Josh Malone	WR
81	Josh Oliver	TE
82	Shemar Bridges	WR
83	Nick Boyle	TE
84	Bailey Gaither	WR
85	Charlie Kolar	TE
86	Mark Andrews	TE
87	David Ojabo	OLB
88	Reggie Roberson Jr.	WR
89	Tommy Hudson	TE
90	Naquan Jones	DT
91	Larrell Murchison	DL
92	Da'Shawn Hand	DE
93	DeMarcus Walker	DL
94	Denico Autry	DL
95	Kevin Strong	DE
96	Jeffery Simmons	DT
97	Rashad Weaver	OLB



(12-5) TENNESSEE TITANS VS. BALTIMORE RAVENS (8-9)

PRESEASON WEEK 1 • THURSDAY, AUG. 11, 2022 • 7:30 P.M. ET • M&T BANK STADIUM [70,745]



BALTIMORE OFFENSE

WR	7 Rashod Bateman	16 Tylan Wallace	10 Jaylor Moore	<u>82 Slade Bolden</u>
			<u>11 Raleigh Webb</u>	<u>17 Devon Williams</u>
WR	13 Devin Duvernay	3 James Proche II	81 Binjimen Victor	<u>85 Shemar Bridges</u>
			<u>18 Makai Polk</u>	<u>87 Bailey Gaither</u>
LT	79 Ronnie Stanley*	71 Ja'Wuan James	62 David Sharpe	
LG	72 Ben Powers	74 Tyre Phillips	67 Jimmy Murray	
C	<u>64 Tyler Linderbaum</u>	65 Patrick Mekari	63 Trystan Colon	
RG	70 Kevin Zeitler	66 Ben Cleveland	69 Kahlil McKenzie	
RT	78 Morgan Moses	61 Jaryd Jones-Smith	<u>77 Daniel Faalele</u>	
TE	89 Mark Andrews	86 Nick Boyle	84 Josh Oliver	<u>80 Isaiah Likely</u>
			83 Tony Poljan	<u>88 Charlie Kolar^</u>
QB	8 Lamar Jackson	2 Tyler Huntley	15 Brett Hundley	<u>12 Anthony Brown</u>
FB	42 Patrick Ricard	38 Ben Mason		
RB	27 J.K. Dobbins	35 Gus Edwards*	28 Mike Davis	43 Justice Hill
		31 Corey Clement	47 Nate McCrary	<u>30 Tyler Badie</u>

TENNESSEE DEFENSE

DE	96 Denico Autry	95 DeMarcus Walker	94 Da'Shawn Hand	91 Larrell Murchison
NT	93 Tear Tart	90 Naquan Jones	<u>72 Jayden Peevy</u>	<u>79 Haskell Garrett</u>
DT	98 Jeffery Simmons	97 Kevin Strong	<u>68 Sam Okuayinonu</u>	
OLB	48 Bud Dupree	99 Rashad Weaver		
ILB	51 David Long Jr.	<u>45 Chance Campbell</u>	56 Monty Rice*	<u>50 Jack Gibbens</u>
ILB	41 Zach Cunningham	53 Dylan Cole	42 Joe Jones	
OLB	58 Harold Landry III	92 Ola Adeniyi	57 Justin Lawler	<u>54 David Anenih</u>
CB	3 Caleb Farley -or-	<u>21 Roger McCreary</u>	30 Greg Mabin	36 Shyheim Carter
			<u>23 Tre Avery</u>	<u>20 Tre Swilling</u>
S	31 Kevin Byard	33 A.J. Moore	28 Joshua Kalu	
S	37 Amani Hooker	<u>29 Theo Jackson</u>	<u>32 Michael Griffin II</u>	
CB	26 Kristian Fulton	24 Elijah Molden	35 Chris Jackson	38 Shakur Brown
			<u>40 Kenneth George Jr.</u>	47 Terrell Bonds

BALTIMORE SPECIAL TEAMS

P	<u>11 Jordan Stout</u>		
K	9 Justin Tucker		
H	<u>11 Jordan Stout</u>		
LS	46 Nick Moore		
KOR	13 Devin Duvernay	43 Justice Hill	<u>30 Tyler Badie</u>
PR	13 Devin Duvernay	3 James Proche II	<u>22 Damarion Williams</u>
			<u>82 Slade Bolden</u>

TENNESSEE OFFENSE

WR	15 Nick Westbrook-Ikhine	<u>16 Treyton Burks</u>	13 Racey McMath	8 Cody Hollister
			86 Josh Malone	<u>88 Reggie Roberson Jr.</u>
TE	81 Austin Hooper	<u>85 Chig Okonkwo</u>	82 Briley Moore	
LT	77 Taylor Lewan	69 Christian DiLauro	<u>71 Jalen McKenzie</u>	
LG	55 Aaron Brewer -or-	73 Jamarco Jones	<u>67 Xavier Newman</u>	
C	60 Ben Jones	62 Corey Levin	<u>61 Hayden Howerton</u>	68 Willie Wright
RG	64 Nate Davis	70 Jordan Roos	<u>76 Andrew Ruppich</u>	
RT	75 Dillon Radunz -or-	<u>78 Nicholas Petit-Frere</u>	66 Carson Green	
TE	87 Geoff Swaim	89 Tommy Hudson	<u>49 Thomas Odukoya</u>	
WR	2 Robert Woods	<u>18 Kyle Philips</u>	10 Dez Fitzpatrick	12 Mason Kinsey
			80 Terry Godwin	<u>84 Brandon Lewis</u>
QB	17 Ryan Tannehill	5 Logan Woodside	<u>7 Malik Willis</u>	
RB	22 Derrick Henry	40 Dontrell Hilliard	44 Tory Carter (FB)	20 Jordan Wilkins
		23 Trenton Cannon	<u>25 Hassan Haskins</u>	<u>36 Julius Chestnut</u>

BALTIMORE DEFENSE

DT	92 Justin Madubuike	96 Broderick Washington	94 Isaiah Mack	<u>91 Rayshad Nichols</u>
NT	58 Michael Pierce	<u>98 Travis Jones</u>	97 Aaron Crawford	
DE	93 Calais Campbell	68 Brent Urban		
RUSH	99 Odafe Oweh	50 Justin Houston	60 Steven Means	<u>53 Chuck Wiley</u>
				<u>90 David Ojabo^</u>
MLB	56 Josh Bynes	57 Kristian Welch	<u>49 Zakoby McClain</u>	
WLB	6 Patrick Queen	40 Malik Harrison	<u>46 Josh Ross</u>	<u>48 Diego Fagot</u>
SAM	54 Tyus Bowser*	47 Vince Biegel^	59 Daelin Hayes	<u>51 Jeremiah Moon</u>
CB	24 Marcus Peters*	21 Brandon Stephens	17 Robert Jackson	<u>22 Damarion Williams</u>
				<u>33 David Vereen</u>
SS	36 Chuck Clark	23 Tony Jefferson II	26 Geno Stone	
FS	32 Marcus Williams	<u>14 Kyle Hamilton</u>	29 Ar'Darius Washington*	
CB	44 Marlon Humphrey	18 Kyle Fuller	25 Kevon Seymour	<u>5 Jalyn Armour-Davis</u>
				<u>39 Denzel Williams</u>

TENNESSEE SPECIAL TEAMS

K	14 Randy Bullock	<u>11 Caleb Shudak*</u>	
KO	14 Randy Bullock	<u>11 Caleb Shudak*</u>	
P	6 Brett Kern	<u>4 Ryan Stonehouse</u>	
H	6 Brett Kern	<u>4 Ryan Stonehouse</u>	5 Logan Woodside
PR	<u>18 Kyle Philips</u>	12 Mason Kinsey	<u>88 Reggie Roberson Jr.</u>
KOR	40 Dontrell Hilliard	23 Trenton Cannon	12 Mason Kinsey
LS	46 Morgan Cox	60 Ben Jones	

RAVENS NUMERICAL

2	Tyler Huntley	QB
3	James Proche II	WR
5	Jalyn Armour-Davis	CB
6	Patrick Queen	ILB
7	Rashod Bateman	WR
8	Lamar Jackson	QB
9	Justin Tucker	K
10	Jaylor Moore	WR
11	Jordan Stout	P
11	Raleigh Webb	WR
12	Anthony Brown	QB
13	Devin Duvernay	WR
14	Kyle Hamilton	S
15	Brett Hundley	QB
16	Tylan Wallace	WR
17	Robert Jackson	CB
17	Devon Williams	WR
18	Kyle Fuller	CB
18	Makai Polk	WR
21	Brandon Stephens	DB
22	Damarion Williams	CB
23	Tony Jefferson II	S
24	Marcus Peters	CB
25	Kevon Seymour	DB
26	Geno Stone	S
27	J.K. Dobbins	RB
28	Mike Davis	RB
29	Ar'Darius Washington	S
30	Tyler Badie	RB
31	Corey Clement	RB
32	Marcus Williams	S
33	David Vereen	CB
35	Gus Edwards	RB
36	Chuck Clark	S
38	Ben Mason	FB/TE
39	Denzel Williams	CB
40	Malik Harrison	ILB
42	Patrick Ricard	FB
43	Justice Hill	RB
44	Marlon Humphrey	CB
46	Nick Moore	LS
46	Josh Ross	ILB
47	Vince Biegel	LB
47	Nate McCrary	RB
48	Diego Fagot	ILB
49	Zakoby McClain	ILB
50	Justin Houston	OLB
51	Jeremiah Moon	OLB
53	Chuck Wiley	OLB
54	Tyus Bowser	OLB
56	Josh Bynes	ILB
57	Kristian Welch	LB
58	Michael Pierce	NT
59	Daelin Hayes	OLB
60	Steven Means	OLB
61	Jaryd Jones-Smith	T
62	David Sharpe	T
63	Trystan Colon	C/G
64	Tyler Linderbaum	C
65	Patrick Mekari	OL
66	Ben Cleveland	G
67	Jimmy Murray	C
68	Brent Urban	DL
69	Kahlil McKenzie	G/D
70	Kevin Zeitler	G
71	Ja'Wuan James	T
72	Ben Powers	G
74	Tyre Phillips	G/T
77	Daniel Faalele	T
78	Morgan Moses	T
79	Ronnie Stanley	T
80	Isaiah Likely	TE
81	Binjimen Victor	WR
82	Slade Bolden	WR
83	Tony Poljan	TE
84	Josh Oliver	TE
85	Shemar Bridges	WR
86	Nick Boyle	TE
87	Bailey Gaither	WR
88	Charlie Kolar	TE
89	Mark Andrews	TE
90	David Ojabo	OLB
91	Rayshad Nichols	DT
92	Justin Madubuike	DT
93	Calais Campbell	DT
94	Isaiah Mack	NT
96	Broderick Washington	DT
97	Aaron Crawford	DT
98	Travis Jones	DT
99	Odafe Oweh	OLB

Note: All Rookies underlined *Physically Unable to Perform (PUP) List ^Injured



Referee – Brad Allen (122) Umpire – Duane Heydt Down Judge – Sarah Thomas (53) Line Judge – Daniel Gallagher (85)
 Back Judge – Greg Yette (38) Field Judge – Rick Patterson (15) Side Judge – Boris Cheek (41) Replay Official – Artenzia Young-Seigler



TITANS ALPHABETICAL	
92	Adeniyi, Ola
54	Anenih, David
96	Autry, Denico
23	Avery, Tre
47	Bonds, Terrrell
55	Brewer, Aaron
38	Brown, Shakur
14	Bullock, Randy
16	Burks, Treyton
31	Byard, Kevin
45	Campbell, Chance
23	Cannon, Trenton
44	Carter, Shayheim
36	Carter, Tory
36	Chestnut, Julius
53	Cole, Dylan
46	Cox, Morgan
41	Cunningham, Zach
64	Davis, Nate
69	DiLauro, Christian
48	Dupree, Bud
3	Farley, Caleb
10	Fitzpatrick, Dez
26	Fulton, Kristian
79	Garrett, Haskell
40	George Jr., Kenneth
50	Gibbins, Jack
80	Godwin, Terry
66	Green, Carson
32	Griffin II, Michael
94	Hand, Da' Shawn
25	Haskins, Hassan
22	Henry, Derrick
40	Hilliard, Dontrell
8	Hollister, Cody
37	Hooker, Amani
81	Hooper, Austin
61	Howerton, Hayden
89	Hudson, Tommy
35	Jackson, Chris
29	Jackson, Theo
60	Jones, Ben
73	Jones, Jamarco
42	Jones, Joe
90	Jones, Naquan
28	Kalu, Joshua
6	Kern, Brett
12	Kinsey, Mason
58	Landry III, Harold
57	Lawler, Justin
62	Levin, Corey
77	Lewan, Taylor
84	Lewis, Brandon
51	Long Jr., David
30	Mabin, Greg
86	Malone, Josh
21	McCreary, Roger
71	McKenzie, Jalen
13	McMath, Racey
24	Molden, Elijah
33	Moore Jr., A.J.
82	Moore, Briley
91	Murchison, Larrell
67	Newman, Xavier
49	Odukoya, Thomas
85	Okonkwo, Chig
68	Okuyayinonu, Sam
72	Peavy, Jayden
18	Petit-Frere, Nicholas
18	Philips, Kyle
75	Radunz, Dillon
56	Rice, Monty
88	Roberson Jr., Reggie
70	Roos, Jordan
76	Rupcich, Andrew
11	Shudak, Caleb
98	Simmons, Jeffery
4	Stonehouse, Ryan
97	Strong, Kevin
87	Swaim, Geoff
20	Swilling, Tre
17	Tannehill, Ryan
93	Tart, Tear
95	Walker, DeMarcus
99	Weaver, Rashad
15	Westbrook-Ikhine, Nick
20	Wilkins, Jordan
7	Willis, Malik
2	Woods, Robert
5	Woodside, Logan
68	Wright, Willie

TITANS NUMERICAL							
NO.	NAME	POS.	HT.	WT.	AGE	EXP.	COLLEGE
2	Robert Woods	WR	6-0	195	30	10	Southern California
3	Caleb Farley	CB	6-2	197	23	2	Virginia Tech
4	Ryan Stonehouse	P	5-10	193	23	2	Colorado State
5	Logan Woodside	QB	6-1	213	27	3	Toledo
7	Brett Kern	P	6-2	214	36	15	Tledo
8	Malik Willis	WR	6-4	219	28	2	Liberty
10	Cody Hollister	QB	6-2	220	28	2	Arkansas
11	Dez Fitzpatrick	WR	6-2	208	28	2	Louisville
11	Caleb Shudak	K	5-7	177	24	1	Iowa
12	Mason Kinsey	WR	5-10	202	23	1	Berry College
13	Racey McMath	WR	6-3	217	23	2	Louisiana State
14	Randy Bullock	K	5-9	210	32	11	Texas A&M
15	Nick Westbrook-Ikhine	WR	6-2	211	25	3	Indiana
16	Treyton Burks	WR	6-2	226	27	2	Arkansas
17	Ryan Tannehill	QB	6-4	217	34	11	Texas A&M
18	Kyle Phillips	WR	5-11	189	23	2	UCLA
20	Tre Swilling	CB	6-1	196	23	2	Georgia Tech
20	Jordan Wilkins	RB	6-1	212	22	5	Mississippi
21	Roger McCreary	CB	5-11	190	28	2	Alabama
22	Derrick Henry	RB	5-3	247	26	7	Alabama
23	Tre Avery	WR	5-11	181	25	2	Rutgers
23	Trenton Cannon	RB	5-11	185	28	2	Virginia State
24	Elijah Molden	CB	5-10	192	23	2	Washington
25	Hassan Haskins	RB	6-2	228	22	2	Michigan
26	Kristian Fulton	CB	5-11	197	23	3	Louisiana State
28	Joshua Kalu	DB	6-0	203	26	4	Nebraska
29	Theo Jackson	S	6-2	198	23	6	Tennessee
30	Greg Mabin	CB	6-2	200	28	6	Iowa
31	Kevin Byard	S	5-11	212	28	7	Middle Tennessee State
32	Michael Griffin II	S	5-11	213	24	2	South Dakota State
33	A.J. Moore Jr.	S	5-11	200	26	5	Mississippi
35	Chris Jackson	DB	5-10	193	24	3	Marshall
36	Shyheim Carter	DB	5-10	194	24	1	Alabama
36	Julius Chestnut	CB	5-11	228	21	2	Sacred Heart
37	Jamani Hooker	CB	5-11	210	24	4	Iowa
38	Shakur Brown	CB	5-10	190	23	1	Michigan State
40	Kenneth George Jr.	CB	6-0	194	25	2	Tennessee
40	Dontrell Hilliard	RB	5-11	202	27	5	Tulane
41	Zach Cunningham	LB	6-3	238	27	2	Vanderbilt
42	Joe Jones	LB	6-0	240	28	6	Northwestern
44	Tony Carter	LB	6-2	229	23	2	Louisiana State
45	Chance Campbell	LB	6-2	232	22	2	Mississippi
46	Morgan Cox	LS	6-4	233	36	13	Tennessee
47	Terrill Bonds	CB	5-8	182	26	2	Tennessee State
48	Bud Dupree	QB	6-4	269	29	8	Kentucky
49	Thomas Odukoya	TE	6-6	253	25	2	Eastern Michigan
50	Jack Gibbins	TE	6-2	242	23	4	Minnesota
51	David Long Jr.	LB	5-3	227	25	4	West Virginia
53	Dylan Cole	LB	6-0	237	28	6	Missouri State
54	David Anenih	OLB	6-2	245	22	6	Houston
56	Aaron Brewer	G/C	6-1	295	24	3	Texas State
56	Monty Rice	LB	6-0	233	27	2	Georgia
57	Justin Lawler	OLB	6-2	265	27	4	Southern Methodist
58	Harold Landry III	OLB	6-2	252	26	3	Boston College
60	Ben Jones	CB	6-3	308	33	11	Georgia
61	Hayden Howerton	G	6-3	300	23	2	Southern Methodist
62	Corey Levin	C/G	6-4	307	27	4	Chattanooga
64	Nate Davis	G	6-3	316	25	4	Charlotte
66	Carson Green	OL	6-6	320	23	1	Texas A&M
67	Xavier Newman	C/G	6-2	297	23	1	Baylor
68	Sam Okuyayinonu	DT	6-2	263	26	2	Maryland
68	Willie Wright	C/G	6-3	300	26	1	Tulsa
69	Christian DiLauro	T	6-6	300	27	1	Illinois
70	Jordan Roos	G	6-3	302	29	3	Purdue
71	Jalen McKenzie	T	6-5	310	23	2	Southern California
71	Jayden Peavy	DE	6-5	308	22	2	Texas A&M
73	Jamarco Jones	OL	6-6	293	26	5	Ohio State
74	Dillon Radunz	OL	6-6	301	24	2	North Dakota State
76	Andrew Rupcich	WR	6-6	318	24	2	Culver-Stockton
77	Taylor Lewan	T	6-7	309	31	9	Michigan
78	Nicholas Petit-Frere	OL	6-5	316	22	2	Ohio State
82	Haskell Garrett	DT	6-2	300	24	2	Ohio State
80	Terry Godwin	WR	5-11	185	25	7	Georgia
81	Austin Hooper	TE	6-4	254	27	2	Stanford
82	Briley Moore	TE	6-4	240	24	2	Kansas State
84	Brandon Lewis	WR	5-9	175	23	2	Air Force
85	Chig Okonkwo	TE	6-3	238	22	3	Maryland
86	Josh Malone	WR	6-3	205	26	3	Tennessee
87	Geoff Swaim	WR	6-4	260	28	2	Texas
88	Reggie Roberson Jr.	TE	5-11	193	23	8	Southern Methodist
89	Tommy Hudson	DE	6-3	265	26	2	Arizona State
90	Naquan Jones	DT	6-3	313	24	2	Michigan State
91	Larrell Murchison	OL	6-2	297	25	3	North Carolina State
92	Ola Adeniyi	OLB	6-1	248	24	5	Toledo
93	Tear Tart	DT	6-2	304	26	3	Florida International
94	Da' Shawn Hand	DE	6-3	297	26	5	Alabama
95	DeMarcus Walker	DL	6-4	280	27	6	Florida State
96	Denico Autry	DE	6-3	285	32	9	Mississippi State
97	Kevin Strong	DE	6-4	295	25	4	Texas-San Antonio
98	Jeffery Simmons	DT	6-4	305	25	4	Mississippi State
99	Rashad Weaver	OLB	6-4	259	24	2	Pittsburgh

Coaches: Mike Vrabel (Head Coach), Shane Bowen (Defensive Coordinator), Todd Downing (Offensive Coordinator), Craig Aukerman (Special Teams), Brian Bell (Sports Performance Coordinator), Chase Blackburn (Assistant Special Teams), Scott Booker (Safeties), Kyle Butler (Offensive Assistant), Keith Carter (Offensive Line), Ryan Crow (Outside Linebackers), Tony Dews (Running Backs), Erik Frazier (Offensive Skill Assistant), Jason Houghtaling (Offensive Line Assistant), Tim Kelly (Passing Game Coordinator), Bobby King (Inside Linebackers), Zak Kuhr (Inside Linebackers Assistant), Clinton McMillan (Defensive Line Assistant), Anthony Midget (Secondary), Rob Moore (Wide Receivers), Pat O'Hara (Quarterbacks), Frank Piraino (Director Of Sports Performance), Tyler Rouse (Sports Performance Assistant), Jim Schwartz (Senior Defensive Assistant), Luke Steckel (Tight Ends), John Streicher (Coordinator Of Football Development), Mike Sullivan (Assistant Offensive Line), Terrell Williams (Defensive Line)

RAVENS PRONUNCIATIONS	
Tyler Badie	BAY-dee
Vince Biegel	BEE-gull
Shemar Bridges	sha-MARR
Calais Campbell	cuh-LAY-us
Devin Duvernay	DOO-vey-nay
Daniel Faalele	FAH-ah-LAY-lay
Diego Fagot	fuh-GO
Charlie Kolar	KOH-ler
Justin Madubuike	mad-uh-BEE-kay
Patrick Mekari	muh-CARE-ee
David Ojabo	oh-JOBB-oh
Odafé Oweh	uh-DAH-fay, O-way
Tony Poljan	POLE-jan
James Proche II	pro-SHAY
Kevon Seymour	KEE-von
Tylan Wallace	TIE-luhn
Ar'Darius Washington	ar-DARE-ee-us

2021 RANKINGS					
OFFENSE					
Category	Stats	Rk.	Stats	Rk.	
Total Offense	378.8	6	342.5	17	
Rush Offense	145.8	3	141.4	5	
Pass Offense	233.0	13	201.1	24	
Points Per Game	22.8	17	24.6	15	
3rd-Down Off. %	36.4	25	43.6	8	
4th-Down Off. %	66.7	1t	62.5	7	
Red Zone Off. (TD%)	60.7	13	63.9	5	
DEFENSE					
Category	Stats	Rk.	Stats	Rk.	
Total Defense	363.4	25	329.8	12	
Rush Defense	84.5	1	84.6	2	
Pass Defense	278.9	32	245.2	25	
Points Per Game	23.1	19	20.8	6	
3rd-Down Def. %	34.8	3	36.7	6	
4th-Down Def. %	61.1	23t	58.3	21	
Red Zone Def. (TD%)	54.0	12	51.7	7	
TEAM					
Category	Stats	Rk.	Stats	Rk.	
Turnover Ratio	-11	28	-3	20t	
Penalties	102	13t	103	15t	
Penalty Yards	852	15	973	23	

TITANS PRONUNCIATIONS	
Ola Adeniyi	OH-la, ah-DAY-nee
David Anenih	ah-NIH-knee
Randy Bullock	BULL-luck
Treyton Burks	TRAY-lin
Kevin Byard	BY-urd
Joshua Kalu	kuh-LOO
Taylor Lewan	leh-WAHN
Thomas Odukoya	OH-due-COY-ah
Chig Okonkwo	oh-KAHN-kwoh
Sam Okuyayinonu	OH-koo-WAH-nuh-new
Nicholas Petit-Frere	puh-TEE FRAIR
Dillon Radunz	RAY-dinz
Reggie Roberson Jr.	RAH-ber-son
Andrew Rupcich	RUP-sitch
Ryan Tannehill	TAN-uh-hil
Tear Tart	tee-AIR
Nick Westbrook-Ikhine	uh-KEEN-uh

RAVENS NUMERICAL							
NO.	NAME	POS.	HT.	WT.	AGE	EXP.	COLLEGE
2	Tyler Huntley	QB	6-1	196	25	3	Alabama
3	James Proche II	WR	5-11	201	25	3	Southern Methodist
5	Jalyn Armour-Davis	CB	6-1	195	22	3	Alabama
6	Patrick Queen	ILB	6-0	232	22	3	Louisiana State
7	Rashad Bateman	WR	6-1	193	22	2	Minnesota
8	Lamar Jackson	QB	6-2	212	25	5	Louisville
9	Justin Tucker	K	6-1	183	32	11	Texas
16	Jaylen Moore	WR	5-11	191	25	1	Tennessee-Martin
11	Jordan Stout	P	6-3	210	24	2	Penn State
11	Raleigh Webb	WR	6-2	204	24	2	The Citadel
12	Anthony Brown	QB	6-1	217	24	2	Oregon
13	Devin Duvernay	S	5-11	200	24	3	Texas
14	Kyle Hamilton	CB	6-3	220	21	2	Notre Dame
15	Brett Hundley	S	6-4	226	29	6	UCLA
17	Tylan Wallace	WR	5-11	193	23	2	Oklahoma State
17	Robert Jackson	CB	6-2	207	28	3	UNLV
17	Devon Williams	WR	6-5	211	22	2	Oregon
18	Kyle Fuller	CB	5-11	194	30	9	Virginia Tech
18	Makai Polk	WR	6-3	197	21	2	Mississippi State
21	Brandon Stephens	DB	6-1	213	24	2	Southern Methodist
22	Damarion Williams	CB	5-10	185	24	2	Houston
22	Tony Jefferson II	S	5-8	211	24	2	Oklahoma
24	Marcus Peters	DB	6-0	197	29	8	Washington
25	Kevon Seymour	CB	6-0	185	28	6	Southern California
26	Geno Stone	S	5-11	207	23	3	Iowa
27	J.K. Dobbins	RB	5-10	212	23	3	Ohio State
28	Mike Davis	RB	5-9	220	29	8	South Carolina
29	Ar'Darius Washington	S	5-8	176	22	2	Texas Christian
30	Tyler Badie	WR	5-8	197	22	2	Missouri
31	Corey Grant	WR	5-10	220	27	6	Missouri
32	Marcus Williams	S	6-1	195	25	6	Utah
33	David Vereen	CB	5-9	188	24	2	Newberry



TENNESSEE TITANS

**LAST WEEK'S
GAME CLIPS**

SIX THINGS THAT STOOD OUT FOR THE TITANS IN THURSDAY NIGHT'S PRESEASON OPENER VS THE RAVENS

BY JIM WYATT
TENNESSEETITANS.COM
AUGUST 11, 2022

BALTIMORE – The Titans lost to the Ravens 23-10 in the preseason opener here on Thursday night.

Here's a look at six things that stood out from the contest:

Malik's Debut

Malik Willis is going to be fun to watch. Heck, he already is. Despite some mistakes in his NFL debut, Willis did a lot of good things as well. His seven-yard touchdown run was a beauty, as Willis headed right before reversing field and getting into the end zone. Willis connected with Racey McMath on a deep ball for a 48-yard gain, and he made a sidarm throw that's already made the rounds on social media. Titans coach Mike Vrabel said he pulled Willis early because he didn't throw it enough. After the game, Willis admitted he relied on his legs a little too much. But hey, I thought it was a pretty good start for the rookie, who had plenty of fun. "It was cool," Willis said with a smile. "But you have to take everything one game at a time. I am just glad that I got the opportunity. I just have to look at the film and get better and understand what went wrong."

Woodside's 2-INT Night

Woodside entered camp as the favorite to be the team's No.2 QB behind starter Ryan Tannehill, and I don't think one shaky game derails that thought. Woodside was picked off twice on 24 throws – first on a ball he threw short to Terry Godwin, and later on a pass to Mason Kinsey that was deflected. Keep in mind Woodside was under duress a good part of the night, protected by offensive linemen further down on the depth chart and playing with receivers trying to make the back

end of the roster. Yes, I know Willis was faced with similar scenarios. Woodside made no excuses after the game. He said he plans to watch the film, and he has to get better. "The guys did a good job," Woodside said. "I just let them down a little bit tonight. I just have to watch the film and get back to work."

Too Many Mistakes

I just mentioned Woodside's two picks. Running back Julius Chestnut also lost a fumble, and the Titans gave up too many plays on defense and had some penalties that hurt, including one that wiped out a long return by Godwin. Vrabel said that's all part of the preseason, and it's part of getting better. "It's a humbling game and we have a lot of work to do," Vrabel said. "I told them coming down that this was going to be a great challenge and a great test. Some guys showed up and some guys are going to need to go back home and get better."

Burks Makes Debut

First-round pick Treyton Burks also made his NFL debut on Thursday night. Burks didn't have a catch, but he did have a four-yard run after entering the game a few series in. For a moment, I thought Burks might end up with a touchdown. On a ball thrown by Woodside, Burks went up and nearly snagged it out of the air at the goal line. But the pass fell incomplete. "I was going out there to make a play for the football team," Burks said. "The defender made a good play on it. I just have to go out there next time and keep getting better." Burks said it was a good experience overall. "Words really can't explain it," Burks said of his debut. "I am honored to wear the Titans logo, and to represent the team. Just being able to play for the Titans is amazing."

Julius Bounces Back

A fumble on his second carry isn't how running back Julius Chestnut envisioned things starting out. But on Thursday night, Chestnut responded to the adversity in a positive manner. And, that's exactly

why he was the team's starting running back vs the Ravens to begin with. "I think that was a great decision by [running backs coach] Tony [Dews] to keep him in there after the fumble," Vrabel said. "I felt like Julius earned it and earned the right to be the starter tonight. Those things will change. He fumbled early in training camp and came back and competed. I thought he ran hard and did some nice things." Chestnut, an undrafted free agent from Sacred Heart, finished the game with a team-high 44 rushing yards, including a 29-yard run. "I just try and come in every day and compete," Chestnut said. "After the fumble, I had to come back and have some good runs and the o-line helped me out."

Two-Sack Performance

Titans outside linebacker David Anenih finished the game in grand fashion. Anenih, an undrafted free agent from Houston, recorded a pair of sacks in the contest, along with four tackles and a forced fumble. Vrabel praised him after the game. "David has shown flashes," Vrabel said. "He's dropping some, and he's playing off the ball a little bit, just by necessity. But he has also improved and shown the ability to kind of flash on the edge. We'll have to keep putting him in those positions." Anenih appeared in 14 games for the Cougars in 2021, when he set career highs in tackles (30) and tackles for a loss (10). In three seasons, Anenih tallied 73 tackles, 23 tackles for loss, 14 sacks and seven passes defended. "I had a couple of good plays, but I think I can improve on some of my pass defense," Anenih said in the locker room. "Some plays I didn't do as well as I wanted to in stopping the run, so I could be more physical at certain points. There's a lot of improvement that I still need to make."

###

TITANS DROP PRESEASON OPENER 23-10 TO RAVENS AS QB MALIK WILLIS FLASHES IN DEBUT

BY JIM WYATT
TENNESSEETITANS.COM
AUGUST 11, 2022

BALTIMORE – The 2022 preseason is off and running for the Tennessee Titans.

It began with plenty of players battling for bigger roles and roster spots on the team, and with a young quarterback looking to make a good first impression in his NFL debut.

And, it also began with some mistakes, including three turnovers, in a 23-10 loss to the Ravens.

"It's a humbling game and we have a lot of work to do," Titans coach Mike Vrabel said after the game. "I told them coming down that this was going to be a great challenge and a great test. Some guys showed up and some guys are going to need to go back home and get better."

Malik Willis, selected in the third round of the 2022 NFL Draft, got the start for the Titans.

Willis played the entire first half and a few plays into the third quarter, and he produced some highlights in his debut – a touchdown run, a long completion, a nice scramble, and a nifty sidearm throw. Willis also showed some of the same inconsistencies he's shown in practices, as he was late on some throws, and off target on others. Vrabel also thought he missed some throws, and took off running too early on too many occasions.

The entire night was a learning experience for many.

But overall, it was a positive first experience for Willis, even though he admittedly made mistakes.

"We have a lot to learn from, a lot to look at on film, but it was good to get out there again and play football," Willis said. "I missed

some things probably, and I just made up for it with my legs. I can't continue to rely on that, but that is what the preseason is for.

"I'm going to remember the things I should have done better. But it is a learning experience – it's the preseason, but it's an opportunity at the same time. I just have to continue to work."

A large number of projected starters didn't make the trip to Baltimore, including Ryan Tannehill, Derrick Henry, Robert Woods, Nick Westbrook-Ikhine, Austin Hooper, Taylor Lewan, Nate Davis and Ben Jones on offense. The list of defensive starters who didn't travel was just as long.

But the night provided plenty of opportunities.

The Titans were slow out of the starting gate.

The Titans went three-and-out on two of their first three possessions, and another possession ended with a fumble by rookie running back Julius Chestnut, who got the start.

It helped the Ravens jump ahead 7-0 on a touchdown run by Mike Davis.

Things got a little better for the Titans, and Willis, until turnovers eventually doomed them.

Willis reversed his field and scored on a seven-yard touchdown to tie the contest at 7-7 early in the second quarter.

Later, Willis completed a 48-yard pass downfield to receiver Racey McMath, and he made a nice sidearm completion to tight end Tommy Hudson. Willis threw a 20-yard dart to receiver Mason Kinsey on a drive that was slowed by one of two Baltimore sacks on Willis.

Chestnut finished the game with 44 rushing yards.

The Ravens took a 14-10 lead at the half on a 14-yard touchdown pass from quarterback Tyler Huntley to

Shemar Bridges, who was being defended by defensive back Chris Jackson. Jackson was injured on the play, and later ruled out with a knee injury.

Willis finished the night 6-of-11 for 107 yards, with a passer rating of 88.1. He was sacked twice.

Willis also ran five times for 38 yards, including a 17-yard scramble and the touchdown run.

Quarterback Logan Woodside entered the game in the third quarter, after the Ravens had extended their lead to 17-10 on a 47-yard field goal by kicker Justin Tucker.

After back-to-back completions, Woodside threw short to receiver Terry Godwin, and that pass was intercepted by the Ravens at the two-yard line. Later, Woodside was intercepted again.

"The guys did a good job," Woodside said. "I just let them down a little bit tonight. I just have to watch the film and get back to work."

The Ravens made it 23-10 in the fourth quarter on two more field goals by Tucker.

The Titans face the Buccaneers in preseason game No.2 on Saturday, August 20 at Nissan Stadium.

###

HERE'S WHY MIKE VRABEL PULLED MALIK WILLIS IN SECOND HALF OF TENNESSEE TITANS' LOSS

**BY BEN ARTHUR
THE TENNESSEAN
AUGUST 12, 2022**

BALTIMORE, Md. – Tennessee Titans coach Mike Vrabel saw hesitancy in Malik Willis' play during his NFL preseason debut Thursday, part of an up-and-down performance that led to Vrabel pulling his rookie quarterback early in the third quarter of a 23-10 loss to the Baltimore Ravens.

Vrabel said the third-round pick "needs to throw the ball more when guys are open" following the loss at M&T Bank Stadium.

"We'll evaluate that and see if it's a timing issue or what's going on," Vrabel said. "But just wanted to get him out there and see how he responded. He did OK. There were some good plays and obviously some where we're going to have to look at the timing of the release or if we're making the right decision."

Willis had tantalizing moments, including an extraordinary side-angle throw across his body – around the outstretched arm of a defender – to hit tight end Tommy Hudson in the second quarter. He also completed a 48-yard pass to second-year receiver Racey McMath and showcased his elusiveness on a 7-yard scramble for a touchdown.

But he also had several misfires and held the ball too long at times, forcing himself to make plays with his legs. Vrabel ultimately pulled Willis on the Titans' first possession of the third quarter, after Willis broke containment to scramble for a 17-yard gain on the second play of the series.

In 29 snaps, Willis went 6-for-11 for 107 yards with an 88.1 passer rating. He scrambled five times for 38 yards and the touchdown.

"Especially as a young quarterback, to step back in there with a live rush and seeing coverage," Vrabel said. "That's why we have these preseason games. That's why I wanted to put him out there. That's why I wanted him to take the ball, to put him in those situations. That's the only way you can grow."

Willis acknowledged he "missed some things."

"Probably made up for it with my legs," Willis said. "Can't continue to rely on that, though. But that's what the preseason is for."

He also agreed with a sentiment that there's a balance between throwing and using his legs.

"You've just got to know when you need it and when you don't," Willis said. "That's what this whole process is about. That's the really cool thing about it. I'm blessed in many ways, but it's about learning when to use what and just playing the game."

While he saw some "sloppy" execution, Vrabel said Willis got the offense into the right plays.

"He kept some plays alive with his legs," Vrabel said. "We just have to be able to combine some of that with making great decisions when guys are open and being decisive and accurate with the football."

First-round pick and fellow rookie Treyton Burks praised Willis' competitive nature and leadership skills.

"I would say that Malik played his (butt) off today," Burks said.

###

**MALIK WILLIS ISN'T
THERE YET- AND OTHER
THOUGHTS FROM
TENNESSEE TITANS' LOSS
TO RAVENS**

**BY GENTRY ESTES
THE TENNESSEAN
AUGUST 11, 2022**

Five observations from the Tennessee Titans' 23-10 preseason loss to the Baltimore Ravens on Thursday night:

1. Malik Willis isn't there yet

Thursday's start for Willis, in many ways, resembled his training camp practices to this point. There were some eye-opening flashes of ability and potential – five runs for 38 yards and a sidearm pass. But the rookie too often struggled to execute the offensive calls, hesitating to cut the football loose in the pocket and resorting to runs and improvisation. Few receivers did much – though I see you, Racey McMath – because they didn't reliably receive the football. —

Clearly, Willis is still adjusting to what he's seeing at this level. That was no revelation Thursday night. He's going to need time and reps. And the Titans have time and reps to give him. This preseason will be a valuable experience for Willis. I'd still be surprised if he seriously challenges Logan Woodside for the backup spot, though Woodside wasn't great in Baltimore, either, throwing a pair of interceptions. And Woodside didn't have the excuse of this being his first NFL preseason game.

2. Treylon Burks gets snaps but few touches

The Titans were determined to get their first-round rookie receiver plenty of work Thursday night. Burks played early and kept playing into the fourth quarter.

They weren't so good, however, at actually getting Burks the football. They handed it to him once for a 4-year run. Burks might have been

able to high-point a long touchdown catch had Woodside put a little more air under the ball, but that incompletion was one of the rare instances in which Burks had an opportunity to make an impact.

Perhaps that was on him for not getting open more often, but I'm thinking it was more about the offense's struggles in general. Either way, we come out of this game still unsure of what Burks can provide the Titans' offense this season.

3. Kyle Philips will have a role

While nothing is guaranteed by lineups in a first preseason game, it had to be more than a little encouraging for rookie receiver Kyle Philips that he was out there returning punts.

Philips has had a good camp thus far as the Titans' slot receiver. He has good footwork and quickness and has been a tough cover on his routes. But it also looks like punt returner might be his job to lose. And if that's the case, it's safe to pencil in Philips as a part of this team and its receiving rotation.

4. The defense sat; cornerbacks didn't

The most surprising aspect of this game to me was that cornerback Kristian Fulton played in it. Didn't see that coming. Caleb Farley – who was expected to play and gain experience – started opposite Fulton. That meant the Titans sent out their top-two cornerbacks, which stood out on a defense that was missing nearly all other members of its starting 11 on Thursday night.

Note, too, that Ravens starting quarterback Tyler Huntley completed 16 of 18 throws, which was a sign of how much more comfortable he looked than Willis or Woodside.

5. On O-Line, not much settled

It was interesting to see Nicholas Petit-Frere start out at left tackle,

Aaron Brewer at center and Dillon Radunz at right tackle, but I think that initial lineup had more to do with who wasn't playing — Taylor Lewan and Ben Jones — than who was on the offensive line Thursday night.

From the start, there was a lot of movement and a lot of offensive linemen getting reps throughout this game. Meanwhile, the offense struggled to generate explosive plays.

###

**TENNESSEE TITANS
MALIK WILLIS'
HIGHLIGHT-FILLED 1ST
HALF INCLUDES
RIDICULOUS SIDE-ARM
THROW**

***BY NICK GRAY
THE TENNESSEAN
AUGUST 11, 2022***

Rookie quarterback Malik Willis is adding to a lengthy highlight reel in the first half of the Tennessee Titans' preseason opener on Thursday at the Baltimore Ravens.

Willis' touchdown run, where he spun around and changed directions before making Ravens defenders miss, in the second quarter was only the beginning. On the Titans' next offensive drive, Willis completed a 48-yard pass to Racey McMath on a vertical route, then completed a side-arm pass around a Ravens defender to Tommy Hudson for a first down in Ravens territory.

The drive ended in a Randy Bullock 33-yard field goal.

Take a look.

Willis, selected at No. 86 overall in the third round of April's draft, is battling Logan Woodside for the No. 2 quarterback job behind starter Ryan Tannehill. The Liberty alum started Thursday's preseason opener, while Woodside is scheduled to play the second half according to the team's game broadcast.

In seven first-half possessions and the first two plays of the second half, Willis completed 6-of-11 passes for 107 yards and ran for 38 yards on five carries. Tennessee scored twice, punted four times and lost a fumble while Willis was in the game.

Those statistics won't be on the mind of Titans fans, though, at the conclusion of Willis' preseason debut.

###

TENNESSEE TITANS' MALIK WILLIS UNEVEN IN PRESEASON LOSS TO RAVENS: OUR TOP 7 TAKEAWAYS

**BY BEN ARTHUR
THE TENNESSEAN
AUGUST 11, 2022**

BALTIMORE — The Tennessee Titans kicked off preseason play with a 23-10 loss Thursday to the Baltimore Ravens at M&T Bank Stadium.

Here are seven takeaways:

Mix of good, bad for Malik Willis

The Titans got off to a slow start in Malik Willis' first game – what was an Achilles Heel last season.

It started with a three-and-out from the rookie backup quarterback, capped by a near interception outside the numbers. Then came a fumble from undrafted rookie running back Julius Chestnut on the first play of the second series. Then another three-and-out.

But the Titans found some life in their fourth series.

Willis hit Chestnut in the flat for 12 yards to kick off the drive, then Chestnut ripped off 29-yard run two plays later. Rookie running back Hassan Haskins had an 18-yard catch and run to get Tennessee in the red zone and Willis capped the drive with his first touchdown, showcasing his elusive with a 7-yard scramble.

the next drive, Willis connected with an open Racey McMath for 48 yards. On the next play, he pulled off an unbelievable side-arm throw across his body – with his leg kicked out – around the outstretched arm of a defender to find tight end Tommy Hudson for five yards.

The drive ended in a field goal, though, after stalling from a sack in the red zone.

Willis also had a handful of misfires before he was subbed out on the first drive of the third quarter.

Overall, there was some good and bad with Willis, who went 6-for-11 for 107 yards with an 88.1 passer rating. He also scrambled five times for 38 yards and a touchdown.

Bad day for Logan Woodside

Logan Woodside struggled, as he was responsible for two of Tennessee's three turnovers. On his first drive in the third quarter, just outside of the red zone, he underthrew receiver Terry Godwin and it was picked off by Ravens safety Geno Stone at the Baltimore 2.

Early in the fourth quarter, Woodside tried to force a throw into the middle for receiver Mason Kinsey. The pass was tipped by Ravens linebacker Josh Ross and intercepted by Stone.

Woodside went 14-for-24 for 102 yards and two interceptions with a 35.1 passer rating.

Extended look at Caleb Farley

Second-year cornerback Caleb Farley, in his first game since Week 6 of last season, played until well into the second quarter. He started opposite Kristian Fulton and surprisingly worked on the kick and punt coverage units.

Farley and Fulton were the only expectant starters on defense to play.

Dillon Radunz starts at RT

Second-year offensive lineman Dillon Radunz started the game at right tackle. A 2021 second-round pick, the former North Dakota State standout has been seen as the frontrunner at the spot.

Third-round rookie Nicholas Petit-Frere, his primary challenger on the depth chart, started at left tackle. But one of Petit-Frere's best snaps of the game came at right tackle, as he

cleared the edge on Chestnut's 29-yard scamper in the first quarter.

Aaron Brewer, the expectant starter at left guard, started at center. Corey Levin was the center for the second unit.

Rashad Weaver with defensive highlight

Second-year outside linebacker Rashad Weaver set the edge beautifully on an end-around in the first quarter, tackling Ravens receiver Tylan Wallace for a 4-yard loss. The play was the highlight of the first three-and-out forced by Tennessee's defense.

A fourth-round pick in 2021, Weaver shined in the preseason opener last year but played just two regular season games after suffering a season-ending leg injury.

Quiet debut for Treyton Burks

Rookie receiver Treyton Burks, the Titans' first-round pick, had one jet sweep run for four yards. He was targeted by Woodside on a deep shot to the end zone in the fourth quarter, but the pass was broken up Stone.

Secondary takes another blow

Defensive back Chris Jackson was ruled out of the game in the third quarter after suffering a knee injury.

It marked the latest health concern for the Titans' secondary. Nickelback Elijah Molden has missed seven straight practices, while safety Amani Hooker has missed the last two.

Second-round pick Roger McCreary did not play Thursday after missing two of the last three practices. He was the only rookie draft pick not to suit up for the preseason opener.

Up next

The Titans have their first of two home preseason games Aug. 20 against the Tampa Bay Buccaneers. The team will have joint practices Aug. 17-18 at Saint Thomas Sports Park.

Tennessee resumes training camp
Saturday.

###

**TENNESSEE TITANS
START ROOKIE QB
MALIK WILLIS IN
PRESEASON OPENER**

*BY TURRON DAVENPORT
ESPN
AUGUST 11, 2022*

NASHVILLE, Tenn. -- The Tennessee Titans started rookie quarterback Malik Willis in their 23-10 preseason-opening loss Thursday night against the Baltimore Ravens.

Willis was 6-of-11 for 107 yards with no touchdowns or interceptions. He also rushed for 38 yards on five carries, scoring a touchdown on a 7-yard run in the second quarter to tie the game 7-7.

"He needs to try to throw the ball when guys are open, be more decisive," coach Mike Vrabel said after the game. "Wanted to get him out there and wanted to see how he responded. He did OK."

Willis, who was selected by the Titans in the third round of the 2022 draft, is listed behind Ryan Tannehill and Logan Woodside on Tennessee's unofficial depth chart.

The Titans have taken a developmental approach with Willis. Initially their focus was on him getting in and out of the huddle along with lining up under center to receive the snap.

The coaching staff has been impressed with how Willis has retained the information it has presented to him. The next step is putting it all together.

"Now it's a matter of tying the lower part of his body to what his mind is telling him to do and redirect his eyes with his feet," Titans quarterbacks coach Pat O'Hara said last week.

Willis said the best way for him to process things faster is to get more reps.

HOT TOPICS FROM TITANS HC MIKE VRABEL'S FRIDAY PRESSER

**BY JIM WYATT
TENNESSEETITANS.COM
AUGUST 12, 2022**

NASHVILLE – Titans Coach Mike Vrabel held a press conference on Friday at Ascension Saint Thomas Sports Park, one day after his team's 23-10 preseason loss to the Ravens.

Here's a look at the hot topics from today's presser:

Malik Willis Review

Quarterback Malik Willis started Thursday night's game, and he provided some highlight-reel moments, from his touchdown run to his 48-yard completion to a sidarm throw to a tuck a run that gained 17 yards.

Willis also provided some teaching moments for the coaches, and Vrabel seems to be focusing on that.

Vrabel said immediately after the game he wanted Willis to throw it more instead of using his legs so much, and he reiterated that on Friday.

"These are great opportunities," Vrabel said of Willis, who completed 6-of-11 passes for 107 yards while also rushing five times for 38 yards and the seven-yard TD run. "There's a fine line in standing in there and climbing the pocket and using some of those drills that they are working every single day, and being able to progress through, and then there's times where we are going to want him to go and be an athlete.

"There's some things we have to work on certainly with the timing and what he is seeing when those throws depend on it, and then there's other times I thought he really made some nice plays down the field and kept his eyes down the field."

Woodside's INTs

Logan Woodside threw a pair of interceptions on Thursday night.

Vrabel said Woodside and receiver Terry Godwin were probably both at fault on an interception at the Baltimore two-yard line.

"There's a lot of people who have to be better on that particular play," Vrabel said. "It starts with the decision. If you go over there and don't like it, then just try and check the ball down. But the receiver, we don't want him to release inside and then we just make a decision and try and compete and do everything we can to not get that ball intercepted."

Woodside completed 14-of-24 passes for 102 yards and the two interceptions vs the Ravens.

"One of the strengths that Logan has had has been his command of the offense, and his decisions," Vrabel said. "And I would anticipate that is going to improve from what it was last night."

Brewer Praise

Vrabel complimented Aaron Brewer, who started at center on Thursday.

Brewer has spent most of camp working at left guard, but with Ben Jones in Nashville with many of the team's regular starters, Brewer started in the middle of an offensive line that included a lot of back-ups and players competing for roster spots.

"I thought his leadership, with Ben not there, was probably the best thing he did last night," Vrabel said of Brewer.

Burks "Inconsistent"

First-round pick Treyton Burks didn't have a catch on Thursday, and he finished the game with one carry for four yards.

Burks played 30 snaps on offense, and Vrabel said he was "inconsistent."

"Just being able to take the progress – some of the improvements that we saw in practice, and carry them over into the game," Vrabel said. "I don't think that happened enough."

Vrabel said Burks was active and willing on special teams, and he was happy about that aspect of his game.

Shout-Outs

Vrabel said receiver Racey McMath "is a big fast guy that keeps showing up."

McMath made a 48-yard catch, and he also had a 30-yard kick return in addition to a tackle and an assist on special teams.

"He's going to keep earning more opportunities in both phases – on offense and special teams," Vrabel said.

Asked about some of the rookies who stood out, Vrabel mentioned running back Julius Chestnut and his hustle, linebacker Jack Gibbens for his effort on special teams, tight end Chig Okonkwo for his effort on special teams.

Injuries

Defensive back Chris Jackson left Thursday's game with a knee injury, and he did not return.

Jackson was ruled OUT in-game, and Vrabel didn't provide an update on Friday.

"We're still evaluating him," Vrabel said of Jackson, "and we'll see where he is for the joint practices (vs the Buccaneers) this week."

Several players who've missed recent practices – receiver Cody Hollister, Elijah Molden, Roger McCreary and Dylan Cole – did not make the trip to Baltimore. A large number of veterans like Ben Jones also didn't make the trip.

Undrafted rookie Reggie Roberson Jr. didn't play, and Vrabel said: "I would just say that everybody who is working through something, I don't think it would be fair to put

him in there with where he was health-wise. Everybody that was healthy enough to play in the game played in the game, and I am proud of that."

###

**TENNESSEE TITANS
COACH MIKE VRABEL
ATTRIBUTES TREYLON
BURKS' PRESEASON
GAME STRUGGLES TO
'INCONSISTENCY'**

**BY EMMA HEALY
THE TENNESSEAN
AUGUST 12, 2022**

Tennessee Titans rookie receiver Treylon Burks had zero receptions in the Titans' first preseason game — a 23-10 loss to the Baltimore Ravens — despite high expectations for the 2022 first-round draft pick and a solid training camp showing.

Coach Mike Vrabel said Burks' lack of offensive production Thursday came down to "inconsistency."

"Being able to take the progress and the improvements that we saw in practice and carry them over to the game, I don't think that happened enough," Vrabel told the media Friday.

Throughout training camp, Burks has shown flashes of the skills that made him a first-round pick, impressing both Vrabel and quarterback Ryan Tannehill.

Despite Burks' offensive struggles against Baltimore, Tannehill said that Burks' consistency has been one of his strengths throughout training camp.

"Coming out in training camp, from day one, he's made plays for me," Tannehill said during a recent interview on SiriusXM NFL Radio. "Is it perfect? No. Are we growing through the process, there's still adjustments that we're cleaning up? Yeah, of course. ... He's consistently making plays for me."

In addition to playing a few snaps on offense Thursday, Burks appeared on special teams, most frequently blocking on kickoff returns.

"He wanted to be a part of that," Vrabel said. "I think there were some really positive things as far as

our kickoff and special teams units that we can build off.

"Treylon will have to come out here and have a good week."

###

TITANS HAVE COMPETITION FOR BACKUP QB JOB THANKS TO WILLIS

**BY TERESA M. WALKER
THE ASSOCIATED PRESS
AUGUST 12, 2022**

NASHVILLE, Tenn. (AP) — The Tennessee Titans have a competition for the job backing up Ryan Tannehill, and coach Mike Vrabel has made it very clear they want rookie Malik Willis throwing more.

Vrabel pulled Willis two plays into Tennessee's first drive of the third quarter after the quarterback scrambled on the second play for 17 yards in the Titans' 23-10 loss Thursday night to Baltimore. Willis showed off his scrambling ability running five times for 38 yards with a touchdown, and his strong arm was on display with a 48-yard toss to Racey McMath.

An impressive debut that had the rookie trending with video snippets of his highlights all over social media. Yet Willis finished with only one more completion than rushes, going 6 of 11 for 107 yards while being sacked twice.

And the Titans lost.

"We wanted him to rip it, and he didn't," Vrabel said Friday. "And so I'm sure he'll rip it the next time that he has an opportunity."

The Titans traded up to draft Willis at No. 86 overall out of Liberty in April, and they've been giving the rookie as much experience as possible this preseason. Willis has had opportunities to work with the second-team offense during training camp, and he started against Baltimore over Logan Woodside, who has been Tannehill's backup the past two seasons.

Vrabel said they knew the Ravens would give them multiple looks and pressures. The challenge for Willis is what Vrabel called the "fine line" between moving around inside the

pocket tapping into the drills they practice every day and working through his reads to find receivers.

"And then there's times where we're going to want him to go and be an athlete," Vrabel said. "And so there's some things we have to work on with ... certainly the timing and what he's seeing when those throws depend on it. And then there's other times that I thought he really made some nice plays down the field and and kept his eyes down the field."

One came on the play to McMath to set up a field goal in the second quarter. Willis also completed a sidearm throw around a defender to tight end Tommy Hudson. Willis took a sack just before halftime when he held onto the ball too long while in the pocket, then threw the ball away a couple of plays later.

Vrabel said it's just execution and where Willis' eyes are progressing through his reads. The work continues Saturday in camp, and the Titans also have a pair of joint practices with the first Wednesday with the Tampa Bay Buccaneers ahead of their exhibition Aug. 20 in Nashville.

"This is all happening pretty quick and much quicker with more consequences in the game than what it's been in practice," Vrabel said.

Woodside has had little competition in backing up Tannehill the past two seasons, playing in 11 games. The quarterback drafted in the seventh round out of Toledo in 2018 by Cincinnati spent the first three weeks on the Titans' practice squad in 2018 and all of 2019 injured on the practice squad.

Against the Ravens, Woodside threw more than twice as many passes as Willis going 14 of 24 for 102 yards. But he was intercepted twice, the first at the Ravens 2 on a pass to Terry Godwin, who Vrabel said could've helped break up that interception.

"Ultimately, the guy that has the ball is responsible for taking care of it," Vrabel said.

NOTES: WR Treyton Burks, the 18th pick overall, didn't catch the one pass thrown to him in the end zone and finished with one carry on a jet sweep. Vrabel said the rookie needs to play in games the way he's been practicing. ... Vrabel said DB Chris Jackson was being evaluated after limping to the locker room just before halftime.

###

**SNAP JUDGMENTS:
DRAFT CLASS
COMMONALITY;
QUARTERBACK
DIFFERENCES**

**BY DAVID BOCLAIR
SI.COM
AUGUST 12, 2022**

NASHVILLE – Coach Mike Vrabel said the decisions on which players would play and how much coaches wanted to see them play were made days ahead before the Tennessee Titans' 23-10 loss to the Baltimore Ravens on Thursday.

Obviously, injuries and game situations changed some things along the way, but there are conclusions to be drawn based on an analysis of playing time.

Here are four things that seem apparent one week into the preseason.

The draft class is going to be a huge part of special teams this season.

Inside linebacker Chance Campbell played more special teams snaps (19) than any other Titans player against the Ravens. That makes sense because backup linebackers often fill those roles, and the sixth-round selection out of Ole Miss looks to be well on his way.

Six others logged at least 12 snaps on special teams. That group included tight end and fourth-round pick Chig Okonkwo (15), safety Theo Jackson (14), also a sixth-round choice, and running back Hassan Haskins (12), another fourth-round pick. Additionally, wide receiver Kyle Philips, a fifth-round pick, started the game as punt returner.

"I think there were some really positive things as far as our kickoff, our special teams units, that we can build off," Vrabel said Friday. "There were some young guys that we said that they needed to be productive and show up. (Okonkwo) played with great effort. (Haskins) played well on special

teams. They showed up and just improved on some of these young guys that maybe that wasn't their primary job in college."

This year's draft class is likely to make more of an immediate impact than the last two, but that will not exempt them from special teams duties.

Aaron Brewer is not only the starter at left guard, he's also the primary backup at center.

The undersized offensive lineman has created a lot of buzz with his toughness and competitiveness. Still, he was one of two projected starters who made the trip and played seven snaps, which actually constituted the first three offensive possessions. Except that Brewer played at center while Jamarco Jones was at left guard during those series.

"I thought (Brewer's) leadership with Ben (Jones) not there ... was probably the best thing he did (Thursday) night," Vrabel said. "... (Jones) is such a strong leader up front for those guys.

Not having Taylor (Lewan) or Nate (Davis) there allowed Brew to help lead those guys and help get them prepared. I noticed that."

Jones turned 33 last month and battled numerous injuries last season. He has missed just one game in his career, but there is reason that the injury bug could bite him this year. If that happens, it likely will impact two positions because Brewer is likely to slide into his spot and Jones – or someone else – would have to step in for Brewer.

Among the quarterbacks, Logan Woodside did more with less.

It was not a perfect night for the incumbent backup to Ryan Tannehill. Woodside was intercepted twice, and he failed to put any points on the board in his time on the field.

Woodside and starter Malik Willis played virtually one half each

(Willis got the first half and the first two snaps of the second before he was pulled). Woodside, though, got four more snaps (52 to Willis' 48) in three fewer possessions. That's because all four drives on which he played included at least one first down, and three of the four included multiple first downs. Willis led seven possessions, and three of those were three-and-outs while another ended with a lost fumble on the first play.

"One of the strengths that (Woodside) has had, has been his command of the offense and his decisions," Woodside said. "I would anticipate that is going to improve from what it was (Thursday) night."

Willis was the more dynamic of the two with his feet (38 rushing yards) and his arm (his 9.7 yards/attempt average was more than twice Woodside's 4.2). But Woodside's knowledge of the offense and understanding of NFL defenses helped keep things moving.

Practice time and playbook knowledge are overrated.

Offensive lineman Willie Wright was added to the roster eight days before the preseason opener, and safety Adrian Colbert was added earlier this week. Yet each was among the busiest players on his respective side of the ball.

Wright played 34 snaps on offense along with four other linemen, Hayden Howerton, Jalen McKenzie and Carson Green. Only wide receiver Mason Kinsey (46 snaps) saw more action on offense.

Colbert played 38 snaps on defense, most among any of the Titans safeties and sixth overall on defense. He was credited with three tackles.

###

CAMP PRACTICE NO. 11: OBSERVATIONS FROM TITANS CAMP ON SATURDAY

**BY JIM WYATT
TENNESSEETITANS.COM
AUGUST 13, 2022**

NASHVILLE – The Titans took the field for practice No.11 of training camp on Saturday at Ascension Saint Thomas Sports Park.

Here's a look at what stood out:

-Titans quarterback Ryan Tannehill, who didn't play in Thursday's preseason opener, came out firing at Saturday's spirited session. Tannehill completed 11-of-20 passes on the day in 7-on-7 or team drills combined. He's now 112-of-159 with only two interceptions in those periods in camp so far. Tannehill was mostly on target all day, but he had several catchable passes go off the hands of his intended targets, and the defensive backs made some nice break-ups on contested plays.

-During one stretch in practice, Tannehill completed four straight touchdown passes in a red zone period, including two scoring throws to running back Dontrell Hilliard and one across the middle to tight end Austin Hooper. Tannehill also connected with Nick Westbrook-Ikhine for a nice score.

-Rookie receiver Treyton Burks, who didn't have a catch on Thursday, was active in Saturday's session. Burks caught a touchdown pass from Tannehill in a red zone period, and he also caught a touchdown pass from quarterback Logan Woodside in another period. Burks walked off with a limp at one point late, but told reporters after practice he's fine.

-It was a good day for receiver Dez Fitzpatrick, something Titans head coach Mike Vrabel noted after the session. Fitzpatrick finished off a two-minute drive with a catch, which he turned into a 38-yard touchdown. Fitzpatrick also caught

a touchdown pass from Woodside in another drill.

-Receiver Robert Woods looked good operating in the 2-on-2 drill, as he got open and made a great touchdown catch on the sideline. I asked him after practice if he'd been peeking at Giants tape, and he smiled before answering. Watch the video below.

-Woodside threw a pick on Saturday — his second one in camp. Cornerback Tre Swilling got him in a 7-on-7 period during what was a good day for the Georgia Tech product. Vrabel said Woodside has been mostly good in camp, but noted he needs to make good decisions after throwing two picks on Thursday night.

-Quarterback Malik Willis did some good things on Saturday. He threw a pair of touchdown tosses to Mason Kinsey in a 7-on-7 period, and he also threw a dart to Burks in a two-minute period. Willis also threw high on one pass in the red zone, and the football bounced off the crossbar.

-Cornerback Greg Mabin might've had his best day in camp, as he broke up a number of passes throughout the session.

-Defensive back A.J. Moore Jr. was around the football all day. Moore and linebacker Zach Cunningham had nice pass break-ups in one period at the goal line.

-Receiver Kyle Philips had a busy day, catching a number of passes in a hurry-up drive late in the session. He also got open in a hurry and made a number of catches in a 2-on-2 drill near the goal line.

-Racey McMath also had an active day, as he was the target on multiple balls downfield. McMath wasn't able to secure the catch on several of those plays, however, as the ball was knocked away by defenders. McMath's effort was good, but he didn't finish.

-Outside linebacker Rashad Weaver blew up a play in the backfield, and

after practice he said it was great to return to action on Thursday in Baltimore.

-Receiver Cody Hollister and cornerback Elijah Molden were back on the practice field after missing time recently, but Molden was very limited in his work. Hollister has proven to be a tough cookie when it comes to contested catches, and he showed why again on Saturday.

-Cornerback Roger McCreary, cornerback Kristian Fulton, defensive back Chris Jackson, safety Amani Hooker, linebacker Dylan Cole and defensive lineman Denico Autry did not practice.

-Offensive lineman Nicholas Petit-Frere was decked out in a yellow jersey.

-Running back Dontrell Hilliard, decked out in a yellow non-contact jersey last week, ditched the yellow jersey and was a full-go.

-Kicker Caleb Shudak and linebacker Monty Rice did not practice, as they're on the team's Physically Unable to Perform list at the start of camp.

-Defensive back Deante Burton, signed earlier in the day, practiced with the team for the first time, in No. 40.

-Tight end David Wells, also signed earlier in the day, practiced with the team for the first time, in No. 83.

-Roughly 200 fans attended Saturday's session, many from the Titans Kids Club, along with friends and family members of coaches and players.

Next practice: Sunday, 9:30 a.m.

###

**TITANS ADD DB DEANTE
BURTON, TE DAVID
WELLS WHILE WAIVING
TWO OTHERS**

###

**BY JIM WYATT
TENNESSEETITANS.COM
AUGUST 13, 2022**

NASHVILLE – The Titans have done some roster shuffling following the team's first preseason game.

On Saturday, the Titans agreed to terms with defensive back Deante Burton and tight end David Wells.

Burton, who played at Kansas State, initially signed with the Falcons as an undrafted free agent following the 2017 NFL Draft. He's since spent time with the Packers, Texans, Colts and most recently the Cowboys.

A 6-foot-2, 205-pounder, Burton has been credited with eight tackles and a forced fumble in 11 career games.

After entering the league as a wide receiver, he transitioned to cornerback in the NFL. At Kansas State, Burton played in 48 games (35 starts) and tallied 84 career receptions, 1,085 yards and five touchdowns.

Wells, who played at San Diego State, has spent time with the Cowboys, Chiefs, Patriots, Falcons, Colts and Cardinals after entering the NFL as an undrafted free agent in 2018. Wells (6-6, 260) played in three games, including one start, with the Cardinals in 2021.

Wells played in 52 games with 24 starts and registered 38 receptions for 449 yards and six touchdowns at San Diego State.

Also on Saturday, the team waived former TSU defensive back Terrell Bonds and receiver Brandon Lewis.

The Titans hit the practice field at 1:30 on Saturday at Ascension Saint Thomas Sports Park.

**LAMAR JACKSON ON
TENNESSEE TITANS
MALIK WILLIS: 'HE'S
GOING TO BE GOOD IN
THE LEAGUE'**

***BY BEN ARTHUR
THE TENNESSEAN
AUGUST 13, 2022***

Tennessee Titans rookie Malik Willis has a fan in one of the NFL's best quarterbacks.

Ravens star Lamar Jackson, the 2019 league MVP, complimented the third-round pick when speaking to Baltimore reporters on Saturday, two days after the Titans' 23-10 loss to the Ravens on Thursday at M&T Bank Stadium.

"I like him a lot," Jackson said, according to ESPN's Jamison Hensley. "He's going to be good in the league."

In the preseason opener, Willis went 6-for-11 for 107 yards and rushed five times for 38 yards and a touchdown, a seven-yard scramble. He's been competing with Logan Woodside for the backup quarterback job behind starter Ryan Tannehill, though many team observers expect the Titans to keep three quarterbacks.

Coach Mike Vrabel said postgame that Willis had an uneven preseason debut, acknowledging the nice plays he made but also adding that "he needs to throw the ball more when guys are open."

"He kept some plays alive with his legs," Vrabel said. "We just have to be able to combine some of that with making great decisions when guys are open and being decisive and accurate with the football."

###

TREYLON BURKS OK AFTER LIMPING PLUS OTHER TENNESSEE TITANS TAKEAWAYS FROM SATURDAY

**BY BEN ARTHUR
THE TENNESSEAN
AUGUST 13, 2022**

The Tennessee Titans returned to the practice field Saturday for the first time since their preseason-opening loss to the Baltimore Ravens.

Here's what stood out:

Treyton Burks limps; says he's fine

Rookie wide receiver Treyton Burks went down running a comeback route late in a two-minute drill at the end of practice. He got up limping and remained on the sideline for the final two plays.

Burks, a first-round draft pick, bent over a couple times, but a trainer never came over to him. He jogged to the middle of the field with the rest of his teammates at the end of practice.

Burks said he was fine afterward.

Kyle Philips shines in 2-on-2 drill

Fifth-round rookie Kyle Philips continued his strong training camp, flashing his crisp route running skills in a low red zone 2-on-2 drill, where space is tight. He scored three touchdowns in three reps, including wins against safety A.J. Moore Jr. and defensive back Shyheim Carter.

Philips only played three offensive snaps in Thursday's game, an indication that the Titans already feel confident in his role.

Other highlights from the 2-on-2 drill:

Cornerback Caleb Farley and receiver Robert Woods, both of whom were kept out of one-on-one drills early in training camp, participated in the period, another sign in the right direction from their

surgically repaired ACLs. Farley opened the drill with a pass breakup and Woods later scored a touchdown on undrafted rookie Tre Swilling

Receiver Cody Hollister had an impressive one-handed grab as he fell to the ground in the end zone

A miscommunication led to a wide-open Geoff Swaim in the back corner of the end zone

Vrabel sets objectives for Willis, Woodside moving forward

Coach Mike Vrabel indicated Friday the backup quarterback job is open. He said Saturday he'll be looking closely at ball security, ability to run the offense, playmaking and operating the line of scrimmage with rookie Malik Willis and incumbent backup Logan Woodside in the upcoming joint practices against the Tampa Bay Buccaneers.

Woodside's two-interception performance in Thursday's preseason game appeared to leave the door open for Willis in the QB2 competition.

Offense hot to start 7-on-7s

The offense scored four straight touchdowns to kick off a low red zone 7-on-7 drill. Tannehill connected with running back Dontrell Hilliard in the flat, then zipped a ball across the middle to tight end Austin Hooper, found a wide-open Hilliard in the flat again and finally hit Burks on a quick jailbreak screen.

Molden returns, Fulton sidelined

Second-year nickelback Elijah Molden returned after missing the last seven training camp practices and Thursday's game in Baltimore, though he did not participate in 7-on-7 or team periods.

Cornerback Kristian Fulton was absent for the first time. He played 16 defensive snaps against the Ravens.

Others who didn't practice included defensive lineman Denico Autry, outside linebacker Harold Landry, safety Amani Hooker, cornerback Roger McCreary, defensive back Chris Jackson and inside linebacker Dylan Cole.

Third-round rookie Nicholas Petit-Frere was wearing a noncontact yellow jersey.

Other highlights

Some other noteworthy plays from the day:

Low red zone 7-on-7s

Swilling had a pick-6 off Woodside.

Moore broke up a would-be touchdown pass to Swaim.

Linebacker Zach Cunningham broke up a Tannehill pass to Swaim at the goal line.

Red zone team period

Burks scored a nice touchdown running a post route with Cunningham in coverage.

Running back/special teamer Trenton Cannon made a one-handed grab for a touchdown.

2-minute drill (11-on-11)

Second-year wide receiver Dez Fitzpatrick scored a touchdown against the first-team defense. There was a miscommunication by the defense and he was wide open up the sideline

###

TWO BIG TOPICS: TREYLON BURKS AND AN INJURED TITANS' SECONDARY

**BY STAFF REPORTS
PAULKUHARSKY.COM
AUGUST 13, 2022**

NASHVILLE, Tenn. – The Titans resumed camp on Saturday and I came away thinking about two things: Treyton Burks and secondary depth.

Let's dive a bit into each of those.

The video below does a good job showing us some of the routes Burks ran Thursday night against the Ravens, so it's a nice job by The Football Scout.

He's too gushy overall though, in that he practically stacks up the stats Burks would have had if Malik Willis made all these throws, ignoring the fact that while Willis should have hit Burks on some of these that open receivers periodically get missed especially if other receivers earlier in the progression also happen to be open.

Also he has no idea what routes Burks was asked to run or how he was asked to run them.

From this video, we can conclude Burks did better than his zero catches on one target (from Logan Woodside) tell us.

But we're not in any way going to dismiss Mike Vrabel's evaluation that Burks was inconsistent because of it. Burks played 30 snaps on offense, and this video hardly covers all of them.

"I don't think this is going to be anything earth-shattering, but just being able to take the progress, some of the improvements that we saw in practice and carry them over to the game -- that I don't think happened enough," Vrabel said.

"...You can't control when you get the ball, all you can do is worry about getting open. There (were)

times that he was open. It's just when you look at the whole body of work, we talked about it, and he realizes it has to be better."

Saturday, during an offensive walkthrough in the red zone, Todd Downing talked a group through a concept where Burks was the target and the first time they ran it didn't click.

Tannehill then had a precision teaching moment, coming to the group involved and talking through it in even more detail. They ran it again and it worked.

A bit later when the defense joined the offense for a red zone period the same group lined up in the same formation and I watched the play unfold in full speed exactly as they talked through it. I thought it was a good moment for Burks.

Building block moments like that have to be gratifying for all involved. I'll point it out if I see it against the Giants or Bills.

Later, Burks went down on a route when the ball didn't come in his direction near the end of practice and it looked dangerous. But he said it was nothing to worry about.

Outside of that, he didn't say anything remotely interesting thing about anything.

A person from the PR office stopped him before he reached the press and clearly coached him on things like up being as dull and repetitive as possible. Such pre-press conversations also clearly make him nervous rather than helping him relax.

How that's good for the Titans or Burks, I can't tell you.

Secondary: Elijah Molden emerged for the first time since July 30. That's two weeks on the nose. He stretched and did some of the jog-through pace stuff.

It would be a good time for him to re-emerge as the Titans are thin at

corner and in the secondary right now.

Roger McCreary has been out since Tuesday and Kristian Fulton was out Saturday though we can't be sure that's an injury as opposed to rest. Chris Jackson was injured against the Ravens.

That left Greg Mabin as a second corner with Shyheim Carter remaining at the front of the line at nickel.

Amani Hooker remains out, which has created opportunities for A.J. Moore and Josh Kalu at safety.

Since Tuesday the Titans have gotten rid of three defensive backs - Terrell Bonds, Michael Griffin and Kenneth George - while adding three - Deante Burton and safeties Elijah Benton and Adrian Colbert.

"We'd like everybody to be out there," Vrabel said.

At the conclusion of a period that featured combination routes with two or three targets running routes and defensive backs sorting through the crowd, Vrabel asked Tannehill to pick his three and Kevin Byard to pick two to go with him for the snap.

At stake were 10 pushups for the losing unit.

Byard, Caleb Farley and Carter went against Nick Westbrook-Ikhine, Kyle Philips and Austin Hooper.

Philips caught a quick out from Tannehill just across the goal line against Carter and the secondary dropped and gave Vrabel 10.

###

**CAMP PRACTICE NO. 12:
OBSERVATIONS FROM
TITANS CAMP ON
SUNDAY**

**BY JIM WYATT
TENNESSEETITANS.COM
AUGUST 14, 2022**

NASHVILLE – The Titans took the field for practice No.12 of training camp on Sunday at Ascension Saint Thomas Sports Park.

Here's a look at what stood out:

-It was jog-through speed practice on Sunday, so not a lot of highlight-reel videos or plays coming out of this one. But still, there was plenty of work done on a day that also featured some funny and light-hearted moments. Titans Coach Mike Vrabel was involved in two of them.

-Vrabel got "got" on his birthday, when center Ben Jones snuck up behind him and dumped baby powder on his head as the head coach stood on the fence line signing autographs for fans.

-During practice, Vrabel was also in the middle of a pretty comical moment as defensive backs went through individual drills. This scene also involved defensive back Shakur Brown, who collided with Vrabel after making a catch. Brown, as he turned upfield, fell to the ground after the collision and he immediately said it felt like he'd run "into a brick wall." Several veterans watching from just inside came outside laughing. I caught up with Brown after practice and that interview is below.

-Yet another funny moment: Big defensive lineman Jeffery Simmons jumped into the individual drills with the DBs, and did a rep. He was overheard saying "You see them hips?" when he finished the rep.

-Once again, most of this practice was at a jog-through pace, so highlights were limited. I kept track of quarterback Ryan Tannehill's throws in the team periods, but I'm

not going to include them in the total training camp tally because most of these attempts were barely contested. Here it goes for today nonetheless: Tannehill completed 29-of-30 passes on the day, including 28 straight, until a sideline throw to Dez Fitzpatrick sailed wide and went out of bounds.

-Running back Derrick Henry got a lot of work in the session, albeit at a slower pace.

-Receiver Treylon Burks was the recipient of a whole lot of passes in the jog-through.

-Cornerback Roger McCreary, cornerback Kristian Fulton, safety Amani Hooker, linebacker Dylan Cole and outside linebacker Harold Landry were all back on the practice field.

-Mason Kinsey, Kyle Philips, Trenton Cannon, Terry Godwin and Reggie Roberson Jr. all lined up to return kicks.

-Treylon Burks, Racey McMath, A.J. Moore Jr., Greg Mabin, Nick Westbrook-Ikhine, McCreary, Cannon, Fitzpatrick and Roberson all fielded punts in a separate drill.

-Defensive back Elijah Molden was back on the practice field again, and after practice he talked about his return after missing time.

-Defensive back Chris Jackson, defensive back Theo Jackson and defensive lineman Denico Autry were not spotted at practice.

-Offensive lineman Nicholas Petit-Frere, decked out in a yellow non-contact jersey on Saturday, was out of the yellow jersey on Sunday.

-Kicker Caleb Shudak and linebacker Monty Rice did not practice, as they're on the team's Physically Unable to Perform list at the start of camp.

-Former Oilers teammates Cris Dishman and Blaine Bishop both attended Sunday's session.

-Roughly 300 fans attended Sunday's session as part of the organization's "Family Day", along with friends and family members of coaches and players.

Next practice: Monday, 9:30 a.m.

###

HOW CAN TENNESSEE TITANS' MALIK WILLIS, LOGAN WOODSIDE WIN BACKUP QB JOB? TODD DOWNING RESPONDS

**BY BEN ARTHUR
THE TENNESSEAN
AUGUST 14, 2022**

Tennessee Titans offensive coordinator Todd Downing said Sunday that the winner of the team's backup quarterback competition will be the player who can best run the game plan on a "moment's notice."

Logan Woodside, Ryan Tannehill's backup since 2020, appeared to lose headway in the competition to third-round rookie Malik Willis after his two-interception performance in Thursday's preseason loss to the Baltimore Ravens. Coach Mike Vrabel indicated Friday that the QB2 battle is an open competition.

Woodside has fended off challengers for the backup job the last couple of years, and the Titans have long praised his command of the offense. But Willis is a more dynamic player, though his uneven preseason debut shows he needs growth in terms of timing and decision-making in the pocket.

"There's certainly aspects of Malik's game that if you were playing for us, we'd try to amplify or augment," Downing said. "And there are certainly things Logan does well that we'd augment as well. Consistency and dependability in their decision-making is critical. Putting the ball in harm's way is something a backup quarterback can't do. We've got to make sure we're doing everything we can not only from the pocket (and) ball security, but also throw location and decision-making. They've got to be able to take care of that football and keep the offense flowing as if Ryan were in there."

In assessing the quarterbacks, Downing also acknowledged the personnel around them can impact their success.

"If they're making the right decision and going to the right place with the football, you can understand that the protection caused a little bit of a high throw or a receiver was short on his route depth or something like that. You have to look at it objective, and that's certainly part of the preseason process because you know you're in there with a mixed bag of personnel and some different challenges along the way," Downing said. "But are they going to the right spots? Are they going there on time? And when they're able to, are they accurate?"

Joint practices with the Tampa Bay Buccaneers on Wednesday and Thursday will be another opportunity for Woodside and Willis to show their control of the offense.

"This week will be really cool to see against a new defense," Vrabel said. "(The quarterbacks) have to see it one day, make corrections (and) come back the next (with) all the different coverages they may see."

Craig Aukerman pleased with Randy Bullock

Special teams coach Craig Aukerman said placekicker Randy Bullock has been "extremely consistent" since the start of training camp in July.

Re-signed on a two-year deal, the 32-year-old Bullock stabilized Tennessee's kicking game last season after it went through a carousel of placekickers the previous two seasons. But Bullock was inconsistent on field goals between 40 and 49 yards, hitting just eight of 13 (61.5%).

Undrafted rookie Caleb Shudak was expected to challenge Bullock, but he's been on the Physically Unable to Perform list since the start of training camp.

"I think he's maybe missed three kicks all training camp," Aukerman said of Bullock, who hit his lone field goal – a 33-yarder – in Thursday's preseason game. "He's

locked into a zone right now, and we're excited. He just has to build on it. His consistency has been really high right now. We're trying to put him in different situations as far as two-minute (drill), a hurried up field goal at the end. He's really focused on the 40 to 49 (yard), which he's done really well. Now we have to back him up a little bit more to continue to build confidence in 50(-yard) field goals."

###

MAKING SENSE OF TENNESSEE TITANS' WIDE RECEIVER SITUATION - AND WHETHER KYLE PHILIPS IS LEGIT

***BY GENTRY ESTES
THE TENNESSEAN
AUGUST 14, 2022***

Nick Westbrook-Ikhine is coming up in the world.

When the Tennessee Titans traveled to Baltimore for Thursday's preseason game against the Ravens, Westbrook-Ikhine did not. That's a training-camp status normally reserved for stars like Derrick Henry and Ryan Tannehill, not a third-year receiver who wasn't drafted out of college and had to scratch and fight to make it in this league.

Looks like he has made it now.

"Yeah, it's different, for sure," said Westbrook-Ikhine, answering in a predictable fashion, one that hints at how he did make it:

"But I've still got a lot to prove – in my head."

I can't tell if Westbrook-Ikhine's upgraded status is a result of his own play or the shakiness of the Titans' receivers overall. Probably a little of both, honestly, as NWI is one of few certainties in the unit.

You've got Robert Woods doing Robert Woods things on and off the field, yet he is still recovering from a knee injury.

Racey McMath has been trending up. Dez Fitzpatrick has not.

One big bonus is that fifth-round rookie Kyle Philips has been uncoverable for much of camp. During Saturday's practice, he beat a few DBs off the line so rapidly with quick feet that it elicited an audible response from onlookers and teammates. It's too early for hype like this, but I can't help but wonder if Philips is about to

embarrass the rest of the NFL for letting him slip so far in the draft.

Westbrook-Ikhine, too, has been there.

Cleaning out my notebook from another week

1. Checking on Burks: And then there is the other rookie receiver: First-round pick Treyton Burks, who played a lot Thursday and produced very little. Some of that had to do with the quarterbacks being able to make throws and take advantage.

"You can't control when you get the ball," Titans coach Mike Vrabel said Saturday of Burks. "All you can do is worry about getting open. There were times that he was open. It's just when you look at the whole body of work – we talked about it – he realizes it has to be better."—

I've said it before. Will say it again. I love Burks' ability and potential, but he's a rookie. There will be more bumps and inconsistencies for him this season.

"When my opportunity comes," Burks said, "like Coach Vrabel said, 'Just go attack it.' So that's what I'm going to do."

2. Checking on Fulton: The Titans have fewer concerns and questions defensively, but I'll raise one: What was cornerback Kristian Fulton doing out there in Thursday's game? While nearly all key starters on defense sat out, Fulton's 16 snaps were the biggest surprise of the evening to me. I mean, you're talking about the likely CB1.

I feel as though I must use that subtle qualifier – "likely" – because when I asked Vrabel about Fulton, his answer didn't exactly inspire confidence in the player's preseason thus far. Or in Fulton's performance in Baltimore, for that matter.

"I think his best work has been most recent in training camp as far as the practices," Vrabel said Friday. "Wanted to try to continue that. I don't know if that was necessarily

the case (in Baltimore). It wasn't terrible. But I think that we hold him to a high standard."

3. The run game: Running back Julius Chestnut was the Titans' leading rusher Thursday, rumbling for 44 yards on seven carries. If you took away a 29-yard run, however, he would have had 15 yards on six carries, slightly worse than Hassan Haskins (six for 19 yards). Haskins (24) and Jordan Wilkins (21) also had more offensive snaps in the game.

And for what it's worth, Dontrell Hilliard didn't even play, though it's unclear if that was because of injury or not.

4. One more stat: Malik Willis was 6-of-11 passing Thursday night, while Logan Woodside was 14-of-24. That is 13 more passes, even though Willis played only two fewer snaps than Woodside. It's because Willis was too reluctant to cut passes loose. Woodside left the door open slightly in the backup QB discussion by throwing a couple of picks, but after the first preseason game, I'd still say it's a longshot to think Willis will play or back up Tannehill as a rookie this season.

Snap counts that stood out

Going over some individual snap counts from the Ravens game (these are only offensive or defensive plays):

LB Chance Campbell (48): Most on the team, and it's not even counting his 19 special teams snaps (also a team-high). Sure seems as though the Titans like what they've got in this late-round middle linebacker. Good timing, too, with Monty Rice still working through whatever has sidelined him thus far in training camp. UDFA rookie Jack Gibbens (45 snaps) is in a similar category as Campbell.

WR Treyton Burks (30): Highest among all WRs except one. It's understandable that the Titans would want to get the rookie a lot of work, even if it also indicated that he hasn't solidified himself yet as one

of the rotation's top options. On the flip side, Burks was able to stay out there for 30 snaps.

OT Nicholas Petit-Frere (28): The Titans wanted to get a good evaluation of Petit-Frere, who played both tackle spots and is competing to start on the right side.

WR Dez Fitzpatrick (27): He was out there early and often. It appears Fitzpatrick has work to do to lock down a roster spot in Year 2.

CB Caleb Farley (24): That sounds about right. Just enough to shake off some rust, but not too much for a player who'll likely start.

TE Chig Okonkwo (23): Most of any tight end, and that's not even counting the 15 more snaps he got on special teams. It makes high numbers for Burks and Petit-Frere less conspicuous on a night in which the Titans were eager to get rookies on the field.

WR Racey McMath (8): He was productive when he was out there, too, including on special teams. Starting to get that "We've seen enough" vibe about McMath with those eight snaps.

OT Dillon Radunz (7): It was an encouraging sign for him that he played the same amount of snaps as Aaron Brewer and 21 fewer than Petit-Frere. Note, however, that when practices started back Saturday, Radunz was still splitting reps at RT with Petit-Frere.

WR Kyle Philips (3): The rookie who didn't play much. Philips' discrepancy with snap counts for Burks and Okonkwo was extreme. That speaks quite well for where Philips stands roster-wise, as does the fact he was returning punts.

RB/WR Trenton Cannon (3): I've been intrigued by this guy as kind of a hybrid skill player. Thought we'd see more of him, honestly.

And one last note: Receiver Mason Kinsey (46) played a dozen more snaps than anyone else on offense. I

don't really know what that means, but I found it interesting.

###

**TITANS COACH MIKE
VRABEL CELEBRATES
WITH SURPRISE SHOWER**

***BY STAFF REPORTS
THE ASSOCIATED PRESS
AUGUST 14, 2022***

NASHVILLE, Tenn. (AP) — Anyone celebrating a birthday around the Tennessee Titans walks carefully around the team's headquarters to try and avoid center Ben Jones, who likes to surprise people usually with a pie to the face.

On Sunday, the veteran lineman helped coach Mike Vrabel celebrate his 47th birthday in style.

Jones snuck up behind Vrabel as the coach talked with fans and signed autographs after practice. Jones doused Vrabel with baby powder, turning Vrabel's head white before the coach could grab a towel to get it off his face.

What Vrabel thought of the cloud of baby powder will have to wait until Monday. The reigning AP NFL Coach of the Year didn't speak to reporters Sunday; his coordinators took a turn with the media.

###

BULLOCK 'IN A ZONE' THUS FAR IN CAMP

**BY DAVID BOCLAIR
SI.COM
AUGUST 14, 2022**

NASHVILLE – For the first time in years, the Tennessee Titans don't have to spend training camp wondering who will be their kicker when the regular season starts.

Randy Bullock, who had the job for most of last season, has seen to that.

“Extremely consistent,” special teams coach Craig Aukerman said Sunday. “He's missed – maybe – three kicks all training camp. He's locked into a zone right now, and we're excited. He's just got to continue to build on it.”

Things were no different in Thursday's preseason loss to the Baltimore Ravens. Bullock was good on both of his attempts, a 33-yard field goal and a PAT in the second quarter. Additionally, all three of his kickoffs reached the end zone.

Assuming nothing dramatic happens between now and Sept. 11, when the Titans open the season against the New York Giants, it will be the first time since 2018 that their Week 1 kicker is the same as at the end of the previous season. Ryan Succop was the last to do it, but a knee injury caused him to start 2019 on injured reserve and sent the franchise on a wild journey that included eight different kickers in a span of 33 games.

Bullock took over for Tennessee in Week 2 last season. He missed two field goal tries in his first three games (10 attempts) then connected on all but three more over the remainder of the season. Three of his field goals were game-winners (two in overtime), which was one fewer than he had made in his first nine seasons combined.

The 32-year-old made 83.9 percent of his field goals and 93.3 percent of his PATs en route to 120 points for the Titans in 2021. The point total

was the second highest of his career and ninth in franchise history. However, all of his misses came from 40 yards or longer, and only 56.2 percent of his kickoffs resulted in touchbacks.

Rookie Caleb Shudak was signed during the offseason, presumably to provide a challenge, but injured himself during an on-field session in June and has been on the Physically Unable to Perform list since the start of training camp. When, or if, he will kick at all during the preseason is unclear.

Last season, Sam Ficken and Tucker McCann battled during training camp. An injury to McCann in the preseason opener and a 58-yard field goal by Ficken the next week at Tampa Bay seemed to settle the issue. Ficken was on the 53-man roster at the start of the regular season but was injured days before the game and missed the entire regular season.

In 2020, McCann and Greg Joseph went through training camp (there were no preseason games due to COVID-19) only to have franchise officials sign Stephen Gostkowski days before the start of the regular season.

Bullock spent last year in training camp with the Detroit Lions after having signed with them early in the offseason. He made all three of his field goal attempts and the only PAT he tried but was released at the end of the preseason nonetheless, which is why he was available when Tennessee went looking for a kicker once again. For what it's worth, the Lions ultimately used four different kickers.

Before that, he spent four full seasons with the Cincinnati Bengals. He started his career with three-plus seasons as a member of the Houston Texans (2012-15) and has kicked for both New York teams (the Jets and Giants) and the Pittsburgh Steelers.

“His confidence is really high right now,” Aukerman said. “And we're trying to put him in different

situations as far as two-minute [drill], whether we have a hurry-up field goal at the end. He's really focused in on the 40-49 yards, which is doing really well.

“Now, we've got to back him up a little more to continue to build his confidence in 50-plus field goals.”

###

FARLEY NOT FINISHED WITH PRESEASON PLAY

BY DAVID BOCLAIR
SI.COM
AUGUST 14, 2022

NASHVILLE – Caleb Farley is one of the few Tennessee Titans starters who already has played this preseason. And he is not finished.

The 2021 first-round pick out of Virginia Tech also is likely see action this Saturday against the Tampa Bay Buccaneers at Nissan Stadium and a week later in the preseason finale against the Arizona Cardinals.

“It’s great for him to be out there and play,” defensive coordinator Shane Bowen said Sunday. “The more reps he can get in practice, the more reps he can get in game-like situations – probably – the better because he is still getting acclimated to this game, to this level, to the NFL.”

Farley along with fellow cornerback Kristian Fulton and nose tackle Naquan Jones were the only likely or possible starters on Tennessee’s defense who played in Thursday’s 23-10 loss at Baltimore. Farley stayed on the field for 24 snaps, second among Titans cornerbacks in that contest.

He was credited with two tackles and no passes defended. Immediately afterward, coach Mike Vrabel characterized his performance as “OK” but “not good enough.” Vrabel pointed specifically to the game’s first third-down play, a third-and-6 on which the Ravens completed a pass for 8 yards against Farley as an example of where he needs to be better.

“You can’t play corner in this league without having somebody complete a pass on you,” Vrabel said earlier in training camp. “That’s not going to be possible. But he just keeps showing up to work, keeps practicing, keeps working on technique, and then shows up in the meetings ready to learn and ready to fix any mistakes that showed up.

“So, I’m excited to watch him go out and play (as I am with) whoever else is out there.”

Whatever Farley did or did not do well against the Ravens, it is more than he did at this time in 2021, when an injury forced him to sit out the preseason opener. Eventually, he made it on the field for the final two tune-up contests. In all, he logged 37 snaps on offense and four on special teams in game action ahead of the regular season.

Health issues soon caught up with Farley again, though. He appeared in just three of the first six games and logged 60 snaps on defense and 14 on special teams before a torn knee ligament forced him to spend the rest of the campaign on injured reserve and endure a lengthy rehab.

Add it all up, and he effectively has a little more than a game’s worth of NFL game experience to his credit after an abbreviated college career that consisted of 24 games, one full season sidelined by an injury (2017) and another on the sideline after he opted out due to COVID-19 concerns (2020).

That makes every snap he can get at this time of year valuable.

“He had a few games there last year before he got hurt,” Bowen said. “So, again, we’re going to try to get everything we can out of him in these games, let him get some reps and see where it’s at just so he can learn and be out there and get a feel for how it’s going to go.”

###

INJURIES HIT ONE POSITION HARD AT WRONG TIME

**BY DAVID BOCLAIR
SI.COM
AUGUST 14, 2022**

NASHVILLE – Excited to see Greg Mabin cover four-time Pro Bowl wide receiver Mike Evans when the Tennessee Titans host Tampa Bay Buccaneers for two days of joint workouts ahead of their preseason matchup?

No? Well, it could happen.

In the wake of their preseason opener, a 23-10 loss at Baltimore on Thursday, the Titans suddenly find themselves short on cornerbacks because of injury issues.

Starter Kristian Fulton and versatile reserve Chris Jackson were out when the team returned to the practice field on Saturday. So was rookie Roger McCreary. Elijah Molden was in uniform but was limited to the individual period.

Those four arguably are among the top five cornerbacks on the roster and – along with Caleb Farley – would, in a perfect world, get virtually all of the playing time this season. Fulton and Jackson played against the Ravens. McCreary has been unable to practice since the start of the week, and Molden was injured early in training camp and has missed the vast majority of workouts.

Their collective absence forced guys like Mabin, a veteran journeyman, USFL alumnus Shakur Brown, and undrafted rookie Tre Swilling into prominent roles during the latest on-field session.

Whether that remains the case when the Buccaneers come to town remains to be seen. Tennessee does not release injury information during training camp or the preseason. Thus, it is unclear whether any or all of the injured players will be available on

Wednesday and Thursday for the joint workouts with Tampa Bay.

“We need everybody to be out there,” coach Mike Vrabel said Saturday. “Whether they were or they weren’t, we’d like to have everybody who’s on the roster available. If they’re not, then the next guys have to step in, and everybody’s got to do a little bit more work.”

There are currently 12 cornerbacks on the roster, including Deante Burton, who was added on Saturday. More than half of them have a year of NFL experience or less. The most experienced among the group include Mabin, Fulton, Jackson and Molden.

The Buccaneers, on the other hand, have one of the NFL’s deepest and best wide receiver groups with Evans, Chris Godwin, Julio Jones and Russell Gage.

“I can’t imagine too many receiver groups will be as good as the Buccaneers if they’re healthy,” former NFL head coach/offensive coordinator Dirk Koetter recently wrote at The 33rd Team.

The opportunity to match up against those guys for two days of workouts will be invaluable for Tennessee’s defensive backs and a defense that ranked 25th in passing yards per game allowed and 18th in average yards allowed per pass attempt last season.

The hope now is that it does not become a mismatch because players down the depth chart will be forced to cover elite players.

Of course, the Buccaneers’ passing attack won’t be at its best because quarterback Tom Brady is on a leave of absence and is not expected to return until after the preseason game between Tennessee and Tampa Bay at Nissan Stadium. Thus, it is possible that things will even out a bit with quarterbacks Blaine Gabbert and Kyle Trask throwing the passes.

“I hope (the practices) are as competitive as we can [make them],” Vrabel said, “and we’re able to focus on the things we’re trying to focus on, improve, play with our techniques, our style. And that we also play smart – make sure we’re staying up and taking care of them, and I would imagine they will do the same for us.”

###