



GAME 2

# WEEKLY RELEASE



MONDAY, SEPTEMBER 19, 2022 | 6:15 P.M. CT/7:15 P.M. ET





# TENNESSEE TITANS

## PRESS RELEASE

ASCENSION SAINT THOMAS SPORTS PARK | 460 Great Circle Road | Nashville, TN 37228 | 615-565-4100 | TennesseeTitans.com | @Titans

ROBBIE BOHREN Vice President of Football Communications | DWIGHT SPRADLIN Director of Media Relations  
JARED PUFFER Media Relations Manager | KIM SMITH Media Relations Coordinator

FOR IMMEDIATE RELEASE

SEPTEMBER 12, 2022



## TITANS TRAVEL TO BUFFALO FOR MONDAY NIGHT BATTLE WITH BILLS



**Tennessee Titans (0-1) at Buffalo Bills (1-0)**

Monday, Sept. 19, 2022 • 6:15 p.m. CDT • Highmark Stadium • Orchard Park, N.Y. • TV: ESPN & WZTV-17

NASHVILLE — The Tennessee Titans (0-1) travel to face the reigning AFC East champion Buffalo Bills (1-0) this week on Monday Night Football. Kickoff at Highmark Stadium (71,621) is scheduled for 7:15 p.m. EDT/6:15 p.m. CDT on Monday, Sept. 19.

This is the fifth consecutive season in which Titans and Bills have met, the third consecutive season in which they have played in primetime, and the second straight year they have been featured on Monday Night Football. The Titans won the last two primetime matchups, including a Tuesday night contest in 2020 and their 2021 Monday night clash, each of which was played in Nashville.

This is the 50th all-time contest between the organizations, two charter members of the American Football League. The Titans lead the all-time series 30-19, which includes a 2-1 advantage for the Bills in the postseason.

### THE BROADCAST

ESPN will broadcast the game to a national audience, while the telecast also can be seen locally in Nashville on WZTV Fox 17. The broadcast team includes play-by-play announcer **Steve Levy**, analysts **Louis Riddick** and **Dan Orlovsky**, and reporter **Laura Rutledge**.

Fans in Nashville can stream live Titans games with the newly-launched NFL+ subscription service, which offers [access to all local games and all primetime games on phones and tablets](#), live local and national audio for every NFL game, and more.

The Titans Radio Network and Nashville flagship 104.5 The Zone carry all Titans games across the Mid-South with the "Voice of the Titans" **Mike Keith**, analyst **Dave McGinnis**, sideline reporter **Amie Wells** and gameday host **Rhett Bryan**.

Additionally, Westwood One Sports will broadcast the game to a national radio audience. Play-by-play announcer **Tom McCarthy** and analyst **Ross Tucker** have the call.

### TITANS LOOK TO REBOUND AFTER ONE-POINT LOSS

The Titans opened the season last week at home against the New York Giants. They never trailed until late in the fourth quarter, when Giants running back **Saquon Barkley** scored on a two-point conversion to put his team ahead 21-20. A last-minute drive by the Titans came up empty as a 47-yard field goal attempt sailed wide left as time expired.

Quarterback **Ryan Tannehill** passed for 266 yards and a pair of touchdowns, finishing with a 106.4 passer rating. Both of his touchdown tosses went to running back **Dontrell Hilliard**.

The Titans defense totaled five sacks and two takeaways. Defensive tackle **Jeffery Simmons** had two sacks, including a strip-sack, while second-year outside linebacker **Rashad Weaver** notched his first two career sacks.

A total of eight rookies played for the Titans, including a pair of starters in cornerback **Roger McCreary** and right tackle **Nicholas Petit-Frere**. Three other rookies combined for a total of 10 receptions for 132 yards. Fifth-round wide receiver **Kyle Philips** led the team with six catches for 66 yards, while first-rounder **Treyton Burks** had three receptions for 55 yards. Tight end **Chig Okonkwo** added 11 yards on one catch.

### THE BILLS

The Bills have extended time to prepare for their home opener against the Titans. They launched their season last Thursday night in Los Angeles and earned a convincing 31-10 win against the Rams.

Quarterback **Josh Allen** is in his fifth season since being selected by the Bills with the seventh pick of the 2018 NFL Draft. In 2021, he passed for 4,407 yards and 36 touchdowns and added six touchdowns on the ground. Last week at Los Angeles, he completed three touchdown passes and rushed for another score.

Led by head coach **Sean McDermott**, who is in his sixth season as head coach, the Bills are looking for their fourth consecutive playoff berth in 2022. Like the Titans, their three playoff appearances since 2019 include back-to-back division titles in the past two campaigns.

## 2022 TITANS SCHEDULE

### REGULAR SEASON

Day	Date	Opponent	Kickoff/ Result	TV/ Score
Sun	9/11	N.Y. GIANTS	L	20-21
Mon	9/19	at Buffalo	6:15 p.m.	ESPN/WZTV
Sun	9/25	LAS VEGAS	Noon	FOX
Sun	10/2	at Indianapolis	Noon	FOX
Sun	10/9	at Washington	Noon*	CBS
Sun	10/16	BYE		
Sun	10/23	INDIANAPOLIS	Noon*	CBS
Sun	10/30	at Houston	3:05 p.m.*	CBS
Sun	11/6	at Kansas City	7:20 p.m.*	NBC
Sun	11/13	DENVER	Noon*	CBS
Thu	11/17	at Green Bay	7:15 p.m.	Prime Video
Sun	11/27	CINCINNATI	Noon*	CBS
Sun	12/4	at Philadelphia	Noon*	FOX
Sun	12/11	JACKSONVILLE	Noon*	CBS
Sun	12/18	at L.A. Chargers	3:25 p.m.*	CBS
Sat	12/24	HOUSTON	Noon*	CBS
Thu	12/29	DALLAS	7:15 p.m.	Prime Video
Sat/Sun	1/7-1/8	at Jacksonville	TBD	TBD

All kickoff times Central \* Time, TV subject to change  
All games on Titans Radio Network (flagship 104.5 The Zone)

## AFC SOUTH STANDINGS

TEAM	W	L	T	PCT	CONF	DIV
Houston Texans	0	0	1	.500	0-0-1	0-0-1
Indianapolis Colts	0	0	1	.500	0-0-1	0-0-1
Tennessee Titans	0	1	0	.000	0-0-0	0-0-0
Jacksonville Jaguars	0	1	0	.000	0-0-0	0-0-0

**LAST WEEK:** Ind 20 at Hou 20, Jax 22 at Was 28, NYG 21 at Ten 20

**THIS WEEK (central time):** Ind at Jax (Sun 12:00), Hou at Den (Sun 3:25), Ten at Buf (Mon 6:15)

**NEXT WEEK (central time):** Hou at Chi (Sun 12:00), KC at Ind (Sun 12:00), LV at Ten (Sun 12:00), Jax at LAC (Sun 3:05)



## GAME INFORMATION

Date of Game	Monday, Sept. 19, 2022
Kickoff Time	7:15 p.m. EDT/6:15 p.m. CDT
Venue	Highmark Stadium
Location	Orchard Park, N.Y.
Opened in	1973
Surface	A-Turf Titan
Capacity	71,621

Visiting Team	Tennessee Titans (0-1)
Website	<a href="http://www.TennesseeTitans.com">www.TennesseeTitans.com</a>
Media Guide	<a href="http://www.TennesseeTitans.com/Media">www.TennesseeTitans.com/Media</a>
Franchise since	1960 (1960-96 Houston Oilers; 1997-98 Tennessee Oilers)
Ownership	Amy Adams Strunk (Chairman, Board of Directors); Kenneth S. Adams, IV (Board of Directors); Barclay Adams; Susan Lewis
President/CEO	Burke Nihill
EVP/General Manager	Jon Robinson
Head Coach	Mike Vrabel (since 2018)
Defensive Coordinator	Shane Bowen
Offensive Coordinator	Todd Downing
2022 NFL Offensive Rank	14 (Total), 18 (Rush), 9 (Pass)
2022 NFL Defensive Rank	23 (Total), 30 (Rush), 4 (Pass)

Home Team	Buffalo Bills (1-0)
Website	<a href="http://www.buffalobills.com">www.buffalobills.com</a>
Franchise since	1960
Owner/CEO	Terry Pegula
Owner/President	Kim Pegula
General Manager	Brandon Beane
Head Coach	Sean McDermott (since 2017)
Def. Coord./Asst. Head Coach	Leslie Frazier
Offensive Coordinator	Ken Dorsey
Special Teams Coordinator	Matthew Smiley
2022 NFL Offensive Rank	6 (Total), 14 (Rush), 6 (Pass)
2022 NFL Defensive Rank	2 (Total), 1 (Rush), 7 (Pass)

Referee	Shawn Smith
---------	-------------

Television	ESPN & WZTV
------------	-------------

In Nashville	WZTV Fox 17
--------------	-------------

Mobile*	NFL+
---------	------

\* Live local and primetime games only. Subscription required.

Play-by-Play	Steve Levy
Analyst	Louis Riddick
Analyst	Dan Orlovsky
Reporter	Laura Rutledge

Radio	Titans Radio Network
Flagship	WGFX 104.5 FM-The Zone
Satellite Radio	Sirius 81, XM 226, SiriusXM 226 (Internet 830)

Play-by-Play	Mike Keith
Analyst	Dave McGinnis
Gameday Host	Rhett Bryan
Reporter	Amie Wells

National Radio	Westwood One Sports
Play-by-Play	Tom McCarthy
Analyst	Ross Tucker



## SERIES AT A GLANCE

- Overall series (regular & postseason): **Titans lead 30-19**
- Regular season series: **Titans lead 29-17**
- Postseason series: **Bills lead 2-1**
- Total points: **Titans 1,089, Bills 963**
- Current streak: **Two wins by Titans**
- Titans at home vs. Bills: **16-8 (including 1-0 in playoffs)**
- Titans on the road vs. Bills: **14-11 (including 0-2 in playoffs)**
- Longest winning streak by Titans: **10 (1967-78)**
- Longest losing streak by Titans: **3 (four times, last 2015-2019)**
- Titans vs. Bills at Nissan Stadium: **5-2 (including 1-0 in playoffs)**
- Last time at Nissan Stadium: **Bills 31 at TITANS 34 (10-18-21)**
- Titans vs. Bills at Highmark Stadium: **6-8 (including 0-2 in playoffs)**
- Last Time at Highmark Stadium: **Titans 12 at BILLS 13 (10-7-18)**
- First time: **Oilers 24 at BILLS 25 (10-30-60)**
- Mike Vrabel's record vs. Bills: **2-2**
- Sean McDermott's record vs. Titans: **2-2**
- Mike Vrabel's record vs. Sean McDermott: **2-2**

## A TITANS VICTORY WOULD ...

- Give the Titans their third consecutive win over the Bills.
- Improve Mike Vrabel's career record to 44-28 as a head coach, including regular season and playoffs. Vrabel would tie Jack Pardee (44-35) for the third-highest win total in franchise history behind only Jeff Fisher (147) and Bum Phillips (59).
- Improve QB Ryan Tannehill's combined starting record in the regular season and playoffs to 75-63, including a 33-17 record with the Titans.
- Give the organization an all-time record of 26-18 on Monday Night Football, including a 15-7 mark in the "Titans era" (since 1999).
- Give the Titans a three-game winning streak on Monday Night Football and nine wins in an 11-game span on Monday nights.
- Give the Titans a four-game winning streak in primetime games during the regular season.



## QUICK CLICKS

[From Last Week's Game](#)

[Game Center](#)

[Gamebook \(PDF\)](#)

[Watch Highlights](#)

[Postgame Press Conference Video: Mike Vrabel](#)

[Jim Wyatt: Six Things That Stood Out](#)

[Game Photos](#)

[Titans Information](#)

[Titans 2022 Media Guide](#)

[Titans Tickets](#)

[Titans in the Community](#)

[Nissan Stadium Information](#)

[Titans Podcasts](#)

## WHAT TO LOOK FOR THIS WEEK

**K RANDY BULLOCK**

- Needs four field goals to reach 200 for his career. Eight active NFL players have reached the mark.

**S KEVIN BYARD**

- With 23 career interceptions, he needs one interception (23 interceptions entering the season) to tie **Zeke Moore** (24) for 10th place on the all-time franchise interception list.
- Needs two interceptions to tie **Michael Griffin** and **Ken Houston** (25) for eighth place all-time for the franchise. He would tie Griffin for the most interceptions for the franchise during its "Titans era" (1999–present).

**RB DERRICK HENRY**

- Can record his 29th career 100-yard rushing game, including regular season and playoffs.
- Needs two touchdowns (68 career) to become the third player in franchise history with 70 total touchdowns, joining **Eddie George** (74) and **Earl Campbell** (73).
- Needs 121 rushing yards to become the fourth player in franchise history to reach 7,000 career rushing yards. He would join **Eddie George** (10,009), **Earl Campbell** (8,574) and **Chris Johnson** (7,965).

**TE AUSTIN HOOPER**

- Needs one reception to reach 300 career receptions.

**T TAYLOR LEWAN**

- Can record his 100th career start.

**DT JEFFERY SIMMONS**

- Can register his third consecutive game with at least one sack.

**QB RYAN TANNEHILL**

- Can extend his career-best streak to 17 consecutive games with at least one passing or rushing touchdown.
- Can record his 25th career 300-yard passing game and his ninth such performance since joining the Titans in 2019. Nine 300-yard games with the Titans would put him ahead of **Marcus Mariota** (eight) for fourth place in franchise history.
- Can record his fifth consecutive regular-season game with a passer rating of 100.0 or greater. It would tie for the best such streak of his career, matching his personal best from the 2020 campaign.

**HEAD COACH MIKE VRABEL**

- Needs one win to reach 44 career wins with the franchise, including playoffs. He would tie **Jack Pardee** (44-35) for the third-highest win total in franchise history behind only **Jeff Fisher** (147) and **Bum Phillips** (59).

## SERIES HISTORY

The Titans and Bills rivalry brings together two of the original teams of the American Football League, founded by two of the visionaries who helped set in motion one of the most significant eras in football history. It was in 1960 that **K.S. "Bud" Adams, Jr.'s** then-Houston Oilers and **Ralph Wilson, Jr.'s** Bills became two of the eight teams that began play in the newly-formed league. Adams, Wilson and the other original AFL owners were dubbed the "Foolish Club" for their choice to accept the seemingly-impossible task of competing with the National Football League. Ten seasons later, the burgeoning league's success was more than apparent, as the AFL and NFL completed a historic merger.

In the regular season and postseason, the Titans and Bills have met a total of 49 times. The Titans hold a 30-19 advantage in the series, dating back to the inaugural AFL season.

The momentum in the series has swung back and forth. From 1967 until 1978, the Oilers had a 10-game winning streak over the Bills, the longest streak in the series. From 1983–94, Buffalo controlled most of the results, going 8-3. Tennessee then won eight out of nine, including five consecutive matchups from 2003-12, before the Bills won the next three games.

The Titans took the last two meetings at Nissan Stadium. On Oct. 13, 2020, they won 42-16 in game that was played on a Tuesday night after a postponement due to the Titans' COVID-19 outbreak. Then on Oct. 18, 2021, the Titans hosted the Bills on a Monday night and won 34-31.

The last time the Titans and Bills met at Highmark Stadium was Oct. 7, 2018. **Stephen Hauschka's** 46-yard field goal as time expired capped the third consecutive one-point game between the clubs.

The franchises have met three times in the playoffs, with Buffalo holding a 2-1 advantage. The last playoff matchup between the two teams was in 1999, when the Titans defeated the Bills 22-16 in an AFC wild card game. In a play known as the "Music City Miracle," **Kevin Dyson** returned a **Frank Wycheck** lateral on a kickoff return 75 yards for a touchdown with only 16 seconds left in the game, giving Tennessee the win. The Titans went on to beat Indianapolis and Jacksonville before falling to St. Louis in Super Bowl XXXIV.

In a 1992 wild card game, the Bills achieved a similarly miraculous win. Trailing 35-3 in the third quarter, the Bills rallied to score 35 consecutive points and eventually won 41-38 in overtime.

On Jan. 1, 1989, the Bills hosted the Oilers in a wild card game and won 17-10.

## ALL-TIME SERIES RESULTS

**TITANS vs. BILLS**  
*Titans lead 30-19, including playoffs*

Date	Site	W/L	Score	Date	Site	W/L	Score
10-30-60	Buf	L	24-25	11-10-85	Buf	L	0-20
12-11-60	Hou	W	31-23	12-21-86	Hou	W	16-7
10-8-61	Hou	L	12-22	9-20-87	Buf	L	30-34
10-29-61	Buf	W	28-16	1-1-89	Buf	L	10-17 (Div)
9-9-62	Buf	W	28-23	9-24-89	Hou	L	41-47 OT
10-7-62	Hou	W	17-14	11-26-90	Hou	W	27-24
9-28-63	Buf	W	31-20	12-27-92	Hou	W	27-3
10-20-63	Hou	W	28-14	1-3-93	Buf	L	38-41 OT (WC)
10-11-64	Hou	L	17-48	10-11-93	Buf	L	7-35
11-1-64	Buf	L	10-24	9-18-94	Hou	L	7-15
10-31-65	Buf	W	19-17	12-24-95	Buf	W	28-17
12-5-65	Hou	L	18-29	11-23-97	Tenn	W	31-14
9-25-66	Buf	L	20-27	1-8-00	Ten	W	22-16 (WC)
11-20-66	Hou	L	20-42	9-3-00	Buf	L	13-16
9-17-67	Buf	W	20-3	12-14-03	Ten	W	28-26
10-29-67	Hou	W	10-3	12-24-06	Buf	W	30-29
10-27-68	Buf	W	30-7	11-15-09	Ten	W	41-17
12-7-68	Hou	W	35-6	12-4-11	Buf	W	23-17
9-21-69	Buf	W	17-3	10-21-12	Buf	W	35-34
10-5-69	Hou	W	28-14	10-11-15	Ten	L	13-14
12-12-71	Buf	W	20-14	10-7-18	Buf	L	12-13
11-10-74	Buf	W	21-9	10-6-19	Ten	L	7-14
9-19-76	Buf	W	13-3	10-13-20	Ten	W	42-16
10-15-78	Hou	W	17-10	10-18-21	Ten	W	34-31
9-25-83	Buf	L	13-30				



## MOST RECENT MATCHUPS

### 2018 Week 5 • Oct. 7, 2018 • Titans 12 at BILLS 13

Stephen Hauschka's 46-yard field goal as time expires provides the win for the Bills ... The Titans take a 12-10 lead with 4:43 remaining on a 50-yard field goal by Ryan Succop but allow Josh Allen and the Bills the ensuing drive for the game-winning score ... The Titans turn the ball over three times—two lost fumbles and one interception ... Succop boots four field goals to score all of Tennessee's points ... LeSean McCoy has 85 of Buffalo's 144 rushing yards on 43 total carries.

### 2019 Week 5 • Oct. 6, 2019 • BILLS 14 at Titans 7

Bills quarterback Josh Allen throws two touchdown passes, including a seven-yarder to Duke Williams in the fourth quarter that proves to be the game-winning score ... Derrick Henry scores the Titans' lone touchdown on a one-yard run ... Cairo Santos misses all four field goal attempts for the Titans ... Marcus Mariota is sacked five times by Bills defenders, including three sacks by defensive tackle Jordan Phillips, while the Titans record four sacks of Allen.

### 2020 Week 5 • Oct. 13, 2020 • Bills 16 at TITANS 42

Following a 16-day gap between games due to a COVID-19 outbreak, the Titans play the NFL's second Tuesday game since 1946 and the first since 2010 ... The Titans score 21 points off three turnovers by the Bills, sparked by cornerback Malcolm Butler's two interceptions off Josh Allen and 97 total return yards ... Ryan Tannehill completes three touchdown passes, including two to Jonnu Smith, and also rushes for a score ... Derrick Henry adds two touchdown runs ... In the Titans' first game of 2020 that is opened to fans on a limited basis, the announced attendance is 8,403.

### 2021 Week 6 • Oct. 18, 2021 • Bills 31 at TITANS 34

In the Monday night game's final minute, Bills quarterback Josh Allen is stopped by Jeffery Simmons on a fourth-and-one quarterback sneak at Tennessee's three-yard line ... Derrick Henry rushes for 143 yards and three touchdowns on 20 carries, including a 76-yard touchdown ... Ryan Tannehill rushes for the Titans' other touchdown and completes all nine of his passes in the fourth quarter to help the Titans score the final 10 points of a game that featured seven lead changes ... Harold Landry III registers two sacks, and Kevin Byard sets up a touchdown with an interception ... Allen passes for 353 yards and three touchdowns for the Bills.

## NOTABLE PERFORMANCES VS. THE BILLS

### DL DENICO AUTRY

- On 12/4/16 against Buffalo, Autry tallied three tackles and a sack with the Oakland Raiders.
- On 1/9/21 at Buffalo on Wild Card Weekend, Autry registered postseason career-bests with 1.5 sacks, one forced fumble and four tackles with the Indianapolis Colts.

### K RANDY BULLOCK

- In six career games against Buffalo, Bullock has made 10 of 11 field goal attempts (90.9 percent), including a long of 55 yards, and all 14 extra point tries.
- On 9/28/14 against Buffalo, Bullock converted all three field goal tries, including a 55-yarder that tied for the second-longest in his career, and both extra point kicks while with the Houston Texans.
- On 10/18/21 against Buffalo on Monday Night Football, Bullock made both field goal attempts and all four extra points in the win.

### S KEVIN BYARD

- On 10/6/19 against Buffalo, Byard tallied seven tackles and one five-yard interception return.
- On 10/18/21 against Buffalo on Monday Night Football, Byard notched two sacks and one 16-yard interception that he returned to the Bills' 11-yard line.

### LB ZACH CUNNINGHAM

- On 10/14/18 against Buffalo, Cunningham tallied a then-career-high 13 tackles while with the Houston Texans.
- On 1/4/20 against Buffalo in the Wild Card Round, Cunningham became the third player in Texans history to record at least five total tackles (nine), a tackle for loss and a pass defended in a postseason game, joining Johnathan Joseph (2011) and J.J. Watt (2012).

### OLB BUD DUPREE

- On 12/11/16 at Buffalo, recorded his first career multi-sack game with 2.5 sacks for the Steelers and added six tackles.

### RB DERRICK HENRY

- On 10/13/20 against Buffalo, Henry rushed 19 times for 57 yards and two touchdowns.
- On 10/18/21 against Buffalo on Monday Night Football, Henry was named AFC Offensive Player of the Week after carrying the ball 20 times for 143 yards and three scores, including a 76-yard touchdown. His 76-yard touchdown run was the third-longest touchdown run of his career, his fourth career rushing touchdown of at least 75 yards and his fifth overall touchdown of at least 75 yards (one receiving). Scored the eventual game-winning touchdown on a 13-yard rush in the fourth quarter.

### S AMANI HOOKER

- On 10/18/21 against Buffalo on Monday Night Football, Hooker recorded nine tackles and one forced fumble.

### DB LONNIE JOHNSON JR.

- On 10/3/21 at Buffalo, Johnson Jr. posted eight tackles and one 32-yard interception as a member of the Houston Texans.

### LB DAVID LONG JR.

- On 10/18/21 against Buffalo on Monday Night Football, Long Jr. led the team with a career-high 14 tackles.

### DT JEFFERY SIMMONS

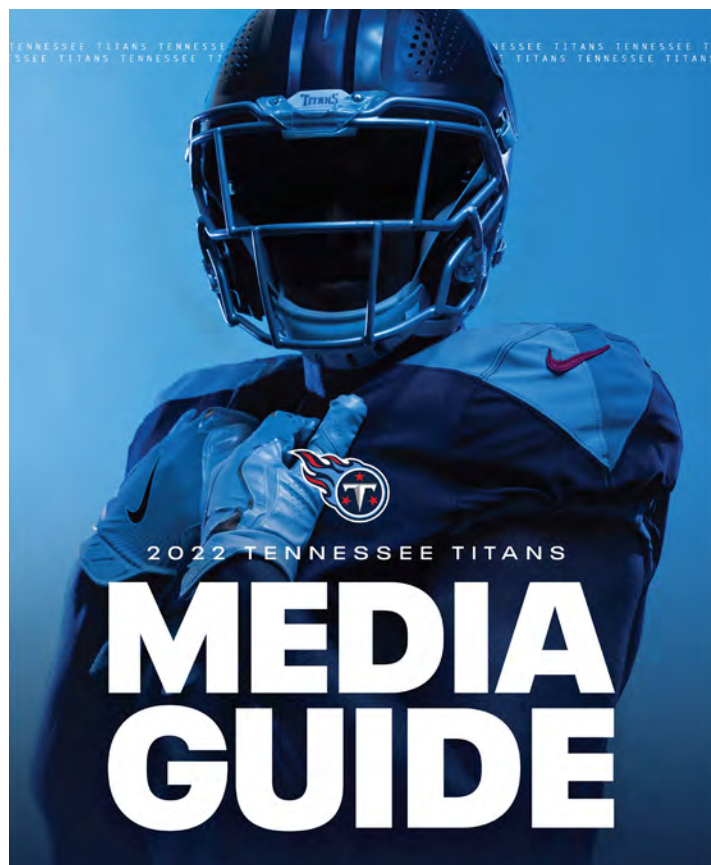
- On 10/18/21 against Buffalo on Monday Night Football, Simmons tallied five tackles and one sack. He sealed the win by stonewalling Bills quarterback Josh Allen for no gain on a fourth-and-one quarterback sneak inside the Titans' five-yard line with less than 30 seconds remaining.

### QB RYAN TANNEHILL

- In 13 career games against the Bills, Tannehill has completed 253 of 421 passes for 2,531 yards and 18 touchdowns, including a 66-yard touchdown pass. He has also rushed 38 times for 155 yards and two scores.
- On 11/13/14 against Buffalo, Tannehill completed 26 passes on 34 attempts for 240 yards and two touchdowns with no interceptions for a passer rating of 114.8 while with the Miami Dolphins.
- On 10/2/18 against Buffalo, Tannehill completed 16 of 24 passes for 137 yards and three touchdowns with one interception for a passer rating of 103.6 during his tenure as a Dolphin.
- On 10/13/20 against Buffalo, Tannehill was 21-of-28 passing for 195 yards and three touchdowns with zero interceptions for a 129.3 passer rating. Added four carries for 42 yards and one touchdown. Recorded the second game of his career with at least three passing touchdowns and at least one rushing touchdown.

### WR ROBERT WOODS

- On 9/27/20 at Buffalo, Woods tallied five catches for 74 yards and a score against his former team while with the Los Angeles Rams. He added three carries for 30 yards.



Click to access the 2022 Titans Media Guide



## TITANS-BILLS: THE LAST MEETING

2021 Week 6: Titans 34, Bills 31  
Monday, Oct. 18, 2021 • 7:15 p.m. CT • Nissan Stadium



In Week 6 of the 2021 season, the Titans hosted the Bills for a Monday Night Football contest and won by a score of 34-31. RB **Derrick Henry** totaled three touchdowns as the Titans offense put up 362 total yards and 146 rushing yards against a Buffalo defense that was ranked first overall (251.8 yards allowed per game) and third against the run (78.4) entering the contest.

Buffalo built a 6-0 lead with a field goal in each of the first two quarters. The matchup featured seven lead changes, and in the second quarter, Tennessee took the lead on a one-play scoring drive as Henry broke free for a 76-yard touchdown, 7-6 Titans. On the ensuing Buffalo possession, Bills QB **Josh Allen** led his team on a 72-yard scoring drive that resulted in a 14-yard touchdown pass from Allen to Bills WR **Stefon Diggs**, 13-7 Buffalo. On the Titans following possession, QB **Ryan Tannehill** connected with WR **Julio Jones** for a 43-yard pass to move the sticks before K **Randy Bullock** converted a 43-yard field goal. 13-10, Buffalo. On the Bills' first play of their next drive, Allen was intercepted by S **Kevin Byard** who returned the ball to the Buffalo 11-yard line. Henry rushed the ball seven yards before Tannehill took it into the end zone on a four-yard rushing score, and the Titans took the lead, 17-13.

Before the end of the first half, Buffalo tacked on another touchdown on a 10-play scoring drive. Diggs added two catches for 29 yards, as Allen ultimately connected with Bills WR **Cole Beasley** for a 29-yard touchdown on third-and-12. Buffalo took a 20-17 advantage into half-time.

The Bills opened up the second half with a 52-yard field goal to make it a 23-17 contest. However, Tennessee took the lead back on their next drive with a 12-play scoring possession. Henry rushed five times for 29 yards and one three-yard rushing touchdown as the Titans retook the lead, 24-23. Next, Buffalo recorded the sixth lead change of the game with a 75-yard scoring drive that culminated in a one-yard touchdown pass by Allen to Bills TE **Tommy Sweeney**, 31-24, Bills.

In the fourth quarter, with help from a 20-yard reception by WR **A.J. Brown**, the Titans moved into field goal range and Bullock converted a 38-yard kick to make it 31-27, Bills. Later in the fourth quarter, the Titans took the lead and didn't relinquish it as Henry tallied his third rushing score of the day. A 13-yard touchdown put the Titans ahead, 34-31. Despite Buffalo

driving into the red zone with under a minute to play, the Tennessee defense halted their opponent with a late-game stand and a fourth-and-one stop to deny Buffalo a first down inside the Titans five-yard line. Tennessee won at home by a final score of 34-31.

## SCORING

	1	2	3	4	Final
Buffalo	3	17	11	0	31
Tennessee	0	17	7	10	34

TEAM	SCORING PLAY	TIME
Bills	T.Bass 24 yd. Field Goal	1-6:07
Bills	T.Bass 28 yd. Field Goal	2-11:36
Titans	D.Henry 76 yd. run (R.Bullock kick)	2-11:20
Bills	S.Diggs 14 yd. pass from J.Allen (T.Bass kick)	2-7:54
Titans	R.Bullock 43 yd. Field Goal	2-5:04
Titans	R.Tannehill 4 yd. run (R.Bullock kick)	2-4:23
Bills	C.Beasley 29 yd. pass from J.Allen (T.Bass kick)	2-0:40
Bills	T.Bass 52 yd. Field Goal	3-10:49
Titans	D.Henry 3 yd. run (R.Bullock kick)	3-4:23
Bills	T.Sweeney 1 yd. pass from J.Allen (D.Knox-J.Allen pass)	3-0:27
Titans	R.Bullock 38 yd. Field Goal	4-9:45
Titans	D.Henry 13 yd. run (R.Bullock kick)	4-3:05

Missed FGs: None

Attendance: 69,419

Time of Game: 3:08

Weather: 65°, Clear, Wind N 0 mph

Referee: Clete Blakeman

CLICK TO WATCH  
HIGHLIGHTS



## TEAM STATISTICS

	Bills	Titans
TOTAL FIRST DOWNS	28	16
THIRD DOWN EFFICIENCY	7-13-53.8%	4-10-40.0%
FOURTH DOWN EFFICIENCY	0-1-0.0%	1-1-100.0%
TOTAL NET YARDS	417	362
Plays - Avg.	73-5.7	51-7.1
NET YARDS RUSHING	82	146
Rushes - Avg.	23-3.6	22-6.6
NET YARDS PASSING	335	216
Sacks - Yards Lost	3-18	0-0
PASS ATT-COMP-INT	47-35-1	29-18-1
PUNTS - Avg	2-46.5	2-53.5
Net Punting Average	46.5	50.5
PUNT RETURNS - Yards	2-6	1-0
KICKOFF RETURNS - Yards	3-77	7-132
INTERCEPTIONS - Yards	1-17	1-16
PENALTIES Number and Yards	8-60	7-91
FUMBLES Number and Lost	1-0	0-0
TOUCHDOWNS	3	4
EXTRA POINTS Made-Attempts	3-3	4-4
RED ZONE EFFICIENCY	2-5-40%	3-3-100%
GOAL TO GO EFFICIENCY	1-2-50%	1-1-100%
SAFETIES	0	0
GIVEAWAYS	1	1
TAKEAWAYS	1	1
TIME OF POSSESSION	32:50	27:10

## BILLS STARTERS

## OFFENSE

WR 14	S.Diggs
TE 88	D.Knox
LT 73	D.Dawkins
LG 76	J.Feliciano
C 60	M.Morse
RG 75	D.Williams
RT 79	S.Brown
WR 11	C.Beasley
WR 1	E.Sanders
QB 17	J.Allen
RB 26	D.Singletary

## DEFENSE

LDE 50	G.Rousseau
DT 91	E.Oliver
DT 98	S.Lotulelei
RDE 55	J.Hughes
MLB 49	T.Edmunds
LB 58	M.Milano
NCB 24	T.Johnson
CB 27	T.White
CB 39	L.Wallace
S 21	J.Poyer
S 23	M.Hyde

## TITANS STARTERS

## OFFENSE

WR 80	C.Rogers
TE 87	G.Swaim
WR 11	A.Brown
LT 77	T.Lewan
LG 76	R.Saffold
C 60	B.Jones
RG 64	N.Davis
RT 72	D.Quessenberry
WR 2	J.Jones
QB 17	R.Tannehill
RB 22	D.Henry

## DEFENSE

DL 96	D.Autry
NT 93	T.Tart
DT 98	J.Simmons
ILB 54	R.Evans
OLB 58	H.Landry
ILB 51	D.Long
CB 20	J.Jenkins
S 31	K.Byard
CB 3	C.Farley
CB 24	E.Molden
S 37	A.Hooker

## BILLS INDIVIDUAL STATISTICS

Rushing	Att	Yds	Avg	Lg	TD
D.Singletary	5	27	5.4	14	0
J.Allen	9	26	2.9	7	0
Z.Moss	8	24	3.0	7	0
I.McKenzie	1	5	5.0	5	0
Total	23	82	3.6	14	0

Passing	Att	Cmp	Yds	TD	Lg	IN	Rt
J.Allen	47	35	353	3	31	1	107.8
Total	47	35	353	3	31	1	107.8

Receiving	No	Yds	Avg	Lg	TD
S.Diggs	9	89	9.9	17	1
C.Beasley	7	88	12.6	29	1
E.Sanders	5	91	18.2	31	0
D.Singletary	5	16	3.2	6	0
D.Knox	3	25	8.3	11	0
G.Davis	2	25	12.5	20	0
Z.Moss	2	15	7.5	12	0
I.McKenzie	1	3	3.0	3	0
T.Sweeney	1	1	1.0	1	1
Total	35	353	10.1	31	3

Interceptions	No	Yds	Avg	Lg	TD
J. Poyer	1	17	17.0	17	0
Total	1	17	17.0	17	0

## Leading Tacklers (Press Box Totals)

T. Edmunds 10-8-2; T. Johnson 6-4-2; J. Poyer 4-3-1

Sacks: None

FF: None

FR: None

## TITANS INDIVIDUAL STATISTICS

Rushing	Att	Yds	Avg	Lg	TD
D.Henry	20	143	7.2	76	3
R.Tannehill	2	3	1.5	4	1
Total	22	146	6.6	76	4

Passing	Att	Cmp	Yds	TD	Lg	IN	Rt
R.Tannehill	29	18	216	0	48	1	70.5
Total	29	18	216	0	48	1	70.5

Receiving	No	Yds	Avg	Lg	TD
A.Brown	7	91	13.0	22	0
J.Jones	3	59	19.7	48	0
N.Westbrook-Ikhine	3	27	9.0	14	0
D.Henry	2	13	6.5	9	0
A.Firkser	1	11	11.0	11	0
G.Swaim	1	8	8.0	8	0
C.Rogers	1	7	7.0	7	0
Total	18	216	12.0	48	0

Interceptions	No	Yds	Avg	Lg	TD
K. Byard	1	16	16.0	16	0
Total	1	16	16.0	16	0

## Leading Tacklers (Press Box Totals)

D. Long 14-9-5; A. Hooker 9-6-3; E. Molden 8-6-2

Sacks: H. Landry 2; J. Simmons 1

FF: A. Hooker 1

FR: None



## 2022 TALE OF THE TAPE

	Tenn.	Buff.	NFL/Avg
OFFENSE			
GAMES (Won-Lost)	0-1	1-0	---
FIRST DOWNS	19	23	19.4
Rushing	2	7	6.1
Passing	13	15	11.3
Penalty	4	1	2.0
YDS GAINED (tot)	359	413	327.8
Avg per Game	359.0	413.0	349.6
RUSHING (net)	93	121	112.2
Avg per Game	93.0	121.0	119.6
Rushes	26	25	24.9
Yards per Rush	3.6	4.8	4.5
PASSING (net)	266	292	215.6
Avg per Game	266.0	292.0	230.0
Passes Att.	33	31	33.4
Completed	20	26	21.2
Pct Completed	60.6	83.9	63.3
Yards Gained	266	297	231.3
Sacked	1	2	2.4
Yards Lost	0	5	15.7
Had Intercepted	0	2	0.8
Yards Opp Ret	0	5	7.6
Opp TDs on Int	0	0	0.1
PUNTS	6	0	4.0
Avg Yards	57.0	0.0	48.0
PUNT RETURNS	4	1	1.9
Avg Return	15.5	21.0	8.9
Returned for TD	0	0	0.0
KICKOFF RETURNS	2	0	1.2
Avg Return	16.5	0.0	19.6
Returned for TD	0	0	0.0
PENALTIES	7	5	5.8
Yards Penalized	50	35	46.2
FUMBLES BY	2	2	1.6
Fumbles Lost	1	2	0.5
Opp Fumbles	2	1	1.6
Opp Fum Lost	1	0	0.5
POSS. TIME (avg)	31:06	31:14	30:00
TOUCHDOWNS	2	4	2.3
Rushing	0	1	0.7
Passing	2	3	1.5
Returns	0	0	0.1
EXTRA-PT KICKS	2/2	4/4	92%
2-PT CONVERSIONS	0/0	0/0	45%
FIELD GOALS/FGA	2/3	1/1	1/2
POINTS SCORED	20	31	20.0
DEFENSE			
POINTS ALLOWED	21	10	20.0
OPP FIRST DOWNS	19	19	19.4
Rushing	11	3	6.1
Passing	7	14	11.3
Penalty	1	2	2.0
OPP YARDS GAINED	394	243	327.8
Avg per Game	394.0	243.0	349.6
OPP RUSHING(net)	238	52	112.2
Avg per Game	238.0	52.0	119.6
Rushes	32	18	24.9
Yards per Rush	7.4	2.9	4.5
OPP PASSING(net)	156	191	215.6
Avg per Game	156.0	191.0	230.0
Passes Att.	21	41	33.4
Completed	17	29	21.2
Pct Completed	81.0	70.7	63.3
Sacked	5	7	2.4
Yards Lost	32	49	15.7
INTERCEPTED BY	1	3	0.8
Yards Returned	0	29	7.6
Returned for TD	0	0	0.1
OPP PUNT RETURNS	5	0	1.9
Avg return	12.4	0.0	8.9
OPP KICKOFF RET	2	4	1.2
Avg return	20.5	16.8	19.6
OPP TOUCHDOWNS	3	1	2.3
Rushing	1	0	0.7
Passing	2	1	1.5
Returns	0	0	0.1

## 2022 SCHEDULE &amp; RESULTS



REGULAR SEASON			
Date	Opponent	W/L	Score
09/11	N.Y. Giants	L	20-21
09/19	at Buffalo		
09/25	Las Vegas		
10/02	at Indianapolis		
10/09	at Washington		
10/23	Indianapolis		
10/30	at Houston		
11/06	at Kansas City		
11/13	Denver		
11/17	at Green Bay		
11/27	Cincinnati		
12/04	at Philadelphia		
12/11	Jacksonville		
12/18	at L.A. Chargers		
12/24	Houston		
12/29	Dallas		
01/07-08	at Jacksonville		

REGULAR SEASON			
Date	Opponent	W/L	Score
09/08	at L.A. Rams	W	31-10
09/19	Tennessee		
09/25	at Miami		
10/02	at Baltimore		
10/09	Pittsburgh		
10/16	at Kansas City		
10/30	Green Bay		
11/06	at N.Y. Jets		
11/13	Minnesota		
11/20	Cleveland		
11/24	at Detroit		
12/01	at New England		
12/11	N.Y. Jets		
12/18	Miami		
12/24	at Chicago		
01/02	at Cincinnati		
01/08	New England		

## 2022 REGULAR SEASON INDIVIDUAL LEADERS

Passing		Att	Cmp	Yds	Pct	Y/Att	TD	Int	Lg	Sack/Lost	Rtg
Titans	R. Tannehill	33	20	266	60.6	8.1	2	0	31	1/0	106.4
Bills	J. Allen	31	26	297	83.9	9.6	3	2	53t	2/5	112.0

Rushing		No.	Yds	Avg	Long	TD
Titans	D. Henry	21	82	3.9	18	0
Bills	J. Allen	10	56	5.6	13	1
	D. Singletary	8	48	6.0	13	0

Receiving		No.	Yds	Avg	Long	TD
Titans	K. Philips	6	66	11.0	21	0
	D. Hilliard	3	61	20.3	31	2
	T. Burks	3	55	18.3	27	0
	G. Swaim	3	19	6.3	9	0
Bills	S. Diggs	8	122	15.3	53t	1
	Z. Moss	6	21	3.5	8	0
	G. Davis	4	88	22.0	47	1

Interceptions		No.	Yds	Avg	Long	TD
Titans	A. Hooker	1	0	0.0	0	0
Bills	C. Basham	1	21	21.0	21	0
	J. Poyer	1	6	6.0	6	0
	D. Jackson	1	2	2.0	2	0

Punting		No.	Yds	Avg	Net	TB	In	Lg	B
Titans	R. Stonehouse	6	342	57.0	46.7	0	3	66	0
Bills	(none)								

Punt Returns		No.	FC	Yds	Avg	Lg	TD
Titans	K. Philips	4	2	62	15.5	46	0
Bills	J. Crowder	1	3	21	21.0	21	0

Kickoff Returns		No.	Yds	Avg	Lg	TD
Titans	T. Cannon	2	33	16.5	19	0
Bills	(none)					

Scoring/Kickers		PAT	FG	Pts
Titans	R. Bullock	2/2	2/3	8
Bills	T. Bass	4/4	1/1	7

Sacks		Tot
Titans	J. Simmons, R. Weaver	2.0
Bills	V. Miller	2.0

Tackles		Tot	Solo	Asst
Titans	K. Byard	12	8	4
Bills	T. Edmunds	10	7	3



## THE TITANS HAVE WON EIGHT OF THEIR LAST 10 GAMES ON MONDAY NIGHT FOOTBALL

### 2022 SITUATIONAL RECORDS

TENNESSEE TITANS		BUFFALO BILLS	
Total	0 - 1	Total	1 - 0
Home	0 - 1	Home	0 - 0
Away	0 - 0	Away	1 - 0
Grass	0 - 1	Grass	0 - 0
Turf	0 - 0	Turf	1 - 0
AFC	0 - 0	AFC	0 - 0
NFC	0 - 1	NFC	1 - 0
In Division	0 - 0	In Division	0 - 0
Out Division	0 - 1	Out Division	1 - 0
Indoor	0 - 0	Indoor	0 - 0
Outdoor	0 - 1	Outdoor	1 - 0
September	0 - 1	September	1 - 0
Sunday	0 - 1	Thursday	1 - 0

### LAST WEEK'S STARTERS

Titans vs. Giants | Bills vs. Rams

TITANS OFFENSE		BILLS DEFENSE	
TE	87 Geoff Swaim	EDGE	50 Gregory Rousseau
LT	77 Taylor Lewan	DT	91 Ed Oliver
LG	55 Aaron Brewer	DT	92 DaQuan Jones
C	60 Ben Jones	EDGE	40 Von Miller
RG	64 Nate Davis	WLB	58 Matt Milano
RT	78 Nicholas Petit-Frere	MLB	49 Tremaine Edmunds
WR	15 Nick Westbrook-Ikhine	NCB	7 Taron Johnson
WR	2 Robert Woods	CB	47 Christian Benford
QB	17 Ryan Tannehill	CB	30 Dane Jackson
FB	44 Tory Carter	S	23 Micah Hyde
RB	22 Derrick Henry	S	21 Jordan Poyer
TITANS DEFENSE		BILLS OFFENSE	
DE	95 DeMarcus Walker	WR	13 Gabe Davis
DT	98 Jeffery Simmons	WR	6 Isaiah McKenzie
NT	93 Teair Tart	LT	73 Dion Dawkins
OLB	92 Ola Adeniyi	LG	76 Rodger Saffold III
LB	41 Zach Cunningham	C	60 Mitch Morse
LB	51 David Long Jr.	RG	71 Ryan Bates
OLB	48 Bud Dupree	RT	79 Spencer Brown
CB	21 Roger McCreary	TE	88 Dawson Knox
CB	26 Kristian Fulton	WR	14 Stefon Diggs
S	37 Amani Hooker	QB	17 Josh Allen
S	31 Kevin Byard	RB	26 Devin Singletary

### 2022 INDIVIDUAL NFL RANKINGS

(qualifiers only, where applicable)

Category	Team	Player	Stat	NFL Rank
Passer Rating	Titans	Ryan Tannehill	106.4	7
	Bills	Josh Allen	112.0	5
Passing Yards	Titans	Ryan Tannehill	266	13
	Bills	Josh Allen	297	6
Passing TDs	Titans	Ryan Tannehill	2	6t
	Bills	Josh Allen	3	3t
Rushing Yards	Titans	Derrick Henry	82	10t
	Bills	Josh Allen	56	18
Rushing Average	Titans	Derrick Henry	3.90	28
	Bills	Devin Singletary	6.00	7t
Rushing TDs	Titans	(none)		
	Bills	Josh Allen	1	2t
Receptions	Titans	Kyle Phillips	6	20t
	Bills	Stefon Diggs	8	7t
Receiving Yards	Titans	Kyle Phillips	66	26t
	Bills	Stefon Diggs	122	6
Receiving TDs	Titans	Dontrell Hilliard	2	1t
	Bills	(three tied)	1	8t
Sacks	Titans	J. Simmons, R. Weaver	2.0	3t
	Bills	Von Miller	2.0	3t
Interceptions	Titans	Amani Hooker	1	1t
	Bills	(three tied)	1	1t

### THIS WEEK'S NFL SCHEDULE

All Times Central

Thursday, September 15

L.A. Chargers at Kansas City Prime Video 7:15

Sunday, September 18

Miami	at Baltimore	CBS	12:00
N.Y. Jets	at Cleveland	CBS	12:00
Washington	at Detroit	FOX	12:00
Indianapolis	at Jacksonville	CBS	12:00
Tampa Bay	at New Orleans	FOX	12:00
Carolina	at N.Y. Giants	FOX	12:00
New England	at Pittsburgh	CBS	12:00
Atlanta	at L.A. Rams	FOX	3:05
Seattle	at San Francisco	FOX	3:05
Cincinnati	at Dallas	CBS	3:25
Houston	at Denver	CBS	3:25
Arizona	at Las Vegas	CBS	3:25
Chicago	at Green Bay	NBC	7:20

Monday, September 19

Tennessee	at Buffalo	ESPN	6:15
Minnesota	at Philadelphia	ABC	7:30



## WHERE THE TEAMS RANK IN 2022

## 2022 OFFENSIVE STATISTICS AND NFL RANKING

OFFENSIVE CATEGORY	TITANS STAT (RANK)	BILLS STAT (RANK)
Yards / Game	359.0 (14)	413.0 (6)
Yards / Play	5.98 (8)	7.12 (2)
Rushing Yards / Game	93.0 (18)	121.0 (14)
Rushing Yards / Play	3.58 (20)	4.84 (11)
Passing Yards / Game	266.0 (9)	292.0 (6)
Passing Yards / Play	8.06 (5)	9.42 (1)
Interception Rate	0.00% (1t)	6.45% (27)
Sacks / Pass Attempt	3.03% (8)	6.45% (14)
First Downs / Game	19.0 (14t)	23.0 (9t)
Punt Return Avg	15.5 (3)	21.0 (1)
Kickoff Return Avg	16.5 (14)	0.0 (20t)
Field Goals Made	66.67% (18t)	100.00% (1t)
3rd Down Pct	27.27% (24)	90.00% (1)
4th Down Pct	0.00% (14t)	0.00% (14t)
Red Zone Pct	66.67% (11t)	100.00% (1t)
Goal to Go%	100.00% (1t)	100.00% (1t)
Avg Time of Possession	31:06 (15)	31:14 (14)
Points / Game	20 (17t)	31 (4)
Turnover Ratio	+1 (6t)	-1 (17t)

## 2022 DEFENSIVE STATISTICS AND NFL RANKING

DEFENSIVE CATEGORY	TITANS STAT (RANK)	BILLS STAT (RANK)
Yards / Game	394.0 (23)	243.0 (2)
Yards / Play	6.79 (28)	3.68 (2)
Rushing Yards / Game	238.0 (30)	52.0 (1)
Rushing Yards / Play	7.44 (29)	2.89 (6)
Passing Yards / Game	156.0 (4)	191.0 (7)
Passing Yards / Play	7.43 (22)	4.66 (3)
Interception Rate	4.76% (7)	7.32% (3)
Sacks / Pass Attempt	23.81% (1)	17.07% (2)
First Downs / Game	19.0 (14t)	19.0 (14t)
Punt Return Avg	12.4 (26)	0.0 (3t)
Kickoff Return Avg	20.5 (21)	16.8 (18)
3rd Down Pct	20.00% (2t)	46.15% (23)
4th Down Pct	100.00% (26t)	66.67% (22t)
Red Zone Pct	66.67% (16t)	50.00% (11t)
Goal to Go%	100.00% (17t)	100.00% (17t)
Points / Game	21 (15t)	10 (5t)
Point Differential / Game	-1.0 (17t)	21.0 (2)
Yard Differential / Game	-35.0 (18t)	170.0 (3)

## BILLS HEAD COACH SEAN McDERMOTT

## SEAN McDERMOTT AT A GLANCE

- Regular season record: 50-32
- Postseason record: 3-4
- Overall record: 53-36
- vs. Titans: 2-2
- on the road vs. Titans: 1-2
- at home vs. Titans: 1-0
- vs. Mike Vrabel: 2-2
- Year as Bills head coach: 6
- Year as NFL head coach: 6



## Sean McDermott's Assistant Coaching Staff:

Ken Dorsey	Offensive Coordinator
Matthew Smiley	Special Teams Coordinator
Leslie Frazier	Defensive Coordinator/ Asst. Head Coach
Bobby Babich	Linebackers
Rob Boras	Tight Ends
Joe Brady	Quarterbacks
John Butler	Defensive Backs/Passing Game Coordinator
Jayon Finner	Defensive Quality Control
Austin Gund	Offensive Quality Control
Chad Hall	Wide Receivers
Cory Harkey	Assistant Special Teams
Aaron Kromer	Offensive Line
Marc Lubick	Assistant Quarterbacks/Game Management
Jim Salgado	Safeties
Mike Shula	Senior Offensive Assistant
Kyle Shurmur	Defensive Quality Control
Kelly Skipper	Running Backs
Eric Washington	Senior Defensive Assistant/Defensive Line
Ryan Wendell	Assistant Offensive Line
Will Greenberg	Assistant Strength & Conditioning
Hal Luther	Assistant Strength & Conditioning
Nick Lacy	Strength & Conditioning Assistant
Jason Oszvard	Strength & Conditioning Assistant

Sean McDermott was named the 19th head coach of the Buffalo Bills on Jan. 11, 2017. McDermott joined the Bills after spending six seasons as the defensive coordinator of the Carolina Panthers.

With four playoff appearances under his belt in his first five seasons, he transformed a franchise that had not experienced a postseason berth since 1999.

In 2021, Buffalo went 11-6, locking up back-to-back division titles. The Bills beat New England 47-17 in the Wild Card game at Highmark Stadium before falling to Kansas City in overtime during the Divisional round.

In 2020, the Bills went 13-3 and captured their first division title and their first playoff win since 1995. The 13 wins tied for the most in team history. McDermott finished second in voting for the NFL's coach of the year honors.

In 2019, Buffalo posted their first 10-win season since 1999 as they secured a playoff spot after a week 15 win at Pittsburgh on Sunday Night Football.

In 2018, he helped lead the Bills to the NFL's second-overall ranking in total defense, allowing 294.1 yards per game, and the league's top-ranked pass defense (179.2 yards per game).

In his first year in Buffalo (2017), McDermott led the Bills to their first playoff berth since 1999 with a 9-7 record. He became the franchise's third head coach to earn a playoff berth in his first season, joining **Joe Collier** (1966) and **Wade Phillips** (1998).

While in Carolina, McDermott developed a top-10 defense in four of his six seasons. Over his six-year tenure, the Panthers defense ranked second in the NFL in sacks (261) and third in turnovers forced (169). In his time in Carolina, McDermott helped the Panthers to three division titles and a trip to Super Bowl 50.

In 2015, McDermott's defense helped lead the way for the Panthers' 15-1 regular season and run to Super Bowl 50.

In 2013, McDermott was named The Sporting News Coordinator of the Year when his unit ranked second in total defense (301.3). The Panthers also led the league in sacks (60) while finishing second in scoring defense (15.1).

McDermott arrived in Carolina following 12 seasons with the Philadelphia Eagles (1998-2010). He spent his last two seasons in Philadelphia as defensive coordinator, helping the Eagles to the playoffs in each of those seasons (2009-10). McDermott coached the secondary and linebackers before becoming defensive coordinator, learning under the late **Jim Johnson** (2004-08).

McDermott worked as Philadelphia's assistant defensive backs coach in 2003 and as the defensive assistant/quality control coach from 2001-02, assisting with linebackers. He joined the organization in 1998 as a scouting administrative coordinator before being promoted to assistant to the head coach in 1999.

An All-Atlantic 10 Conference choice at safety for William & Mary as a senior in 1997, McDermott graduated with a degree in finance and began his coaching career as a graduate assistant at his alma mater in 1998.

## SEAN McDERMOTT'S BACKGROUND:

<b>2017- 22:</b>	Buffalo Bills - Head Coach
<b>2011-16:</b>	Carolina Panthers - Defensive Coordinator
<b>2009-10:</b>	Philadelphia Eagles - Defensive Coordinator & Secondary Coach
<b>2008:</b>	Philadelphia Eagles - Linebackers Coach
<b>2007:</b>	Philadelphia Eagles - Secondary Coach
<b>2004-06:</b>	Philadelphia Eagles - Assistant Defensive Backs Coach
<b>2002-03:</b>	Philadelphia Eagles - Defensive Assistant & Quality Control
<b>2001:</b>	Philadelphia Eagles - Assistant to the Head Coach
<b>1999-00:</b>	Philadelphia Eagles - Scouting Administrative Coordinator
<b>1998:</b>	William & Mary - Graduate Assistant



## TITANS-BILLS CONNECTIONS

## NFL CONNECTIONS

## TITANS


## BILLS

**Bolded name** indicates a player.  
*Italicized name* indicates a player that was drafted by this team.  
Underlined indicates a coach or administrative role (c/a).

LS Morgan Cox (2010-20)  (c/a) Leslie Frazier (2016)

K Randy Bullock (2016-20)  T Bobby Hart (2017-20)

(c/a) Mike Sullivan (2013)  
 RB Dontrell Hilliard (2018-20)   
 TE Austin Hooper (2020-21) S Jordan Poyer (2013-16)  
 (c/a) Bobby Babich (2013-15)  
 QB Case Keenum (2020-21)

DL DeMarcus Walker (2017-20)   
 OLB Derrek Tuszka (2020) OLB Von Miller (2011-21)  
 WR Isaiah McKenzie (2017-18)  
 QB Case Keenum (2018)  
 P Sam Martin (2020-21)  
 (c/a) Mike Shula (2020-21)

(c/a) Todd Downing (2009-13)  
 (c/a) Jim Schwartz (2009-13)  P Sam Martin (2013-18)  
 DE Da'Shawn Hand (2018-21)

C Ben Jones (2012-15)  
 K Randy Bullock (2013-15)  
 (c/a) Tim Kelly (2014-21)  
 (c/a) Anthony Midget (2014-19)  
 (c/a) Mike Vrabel (2014-17)  
 (c/a) Brian Bell (2015-17)  
 (c/a) Pat O'Hara (2015-17)  
 (c/a) Shane Bowen (2016-17)  
 (c/a) Bobby King (2017-21)  
 LB Zach Cunningham (2017-21)  
 LB Dylan Cole (2017-20)   
 (c/a) Marc Lubick (2010-13)  
 QB Case Keenum (2013-14)  
 (c/a) John Butler (2014-17)  
 T/G David Quessenberry (2017)

(c/a) Craig Aukerman (2011-12)  (c/a) Rob Boras (2010-11)

DL Denico Autry (2014-17)   
 (c/a) Terrell Williams (2014-16)  
 (c/a) Todd Downing (2015-17)  
 (c/a) Rob Moore (2015-17) (c/a) Kelly Skipper (2007-14)  
 RB Taiwan Jones (2011-16)

WR Robert Woods (2017-21)  G Rodger Saffold (2010-18)  
 (c/a) Aaron Kromer (2017-20)  
 OLB Von Miller (2021)

QB Ryan Tannehill (2012-18)   
 (c/a) Terrell Williams (2015-17) DT Jordan Phillips (2015-18)

(c/a) Todd Downing (2018)  WR Stefon Diggs (2015-19)

K Randy Bullock (2016)  T Bobby Hart (2015-17)


OLB Bud Dupree (2015-20)  
 K Randy Bullock (2016)  LB Tyler Matakevich (2016-19)  
 OLB Ola Adeniyi (2018-20)  
 OLB Derrek Tuszka (2021)

**Bold and underlined** indicates a connection from a current coach's former playing career.


OLB Mike Vrabel (2001-08)  OL Ryan Wendell (2008-15)

## COLLEGE CONNECTIONS


**Bolded name** indicates a player.  
Underlined name indicates a coach or administrative role (c/a).


 TEN (c/a) Frank Piraino (2013-18)  
 BUF LB Matt Milano (2013-16)  
 BUF TE Tommy Sweeney (2015-18)


 TEN Corey Levin (2013-16)  
 BUF (c/a) Marcus West (2009-15)


 TEN DT Teair Tart (2016-19)  
 BUF (c/a) Bobby Babich (2016)

 TEN S Amani Hooker (2016-18)  
 BUF DE A.J. Epenesa (2017-19)


 TEN (c/a) Scott Booker (2003-08)  
 BUF (c/a) Bobby Babich (2006)

 TEN CB Kristian Fulton (2016-19)  
 TEN FB Tory Carter (2017-20)  
 BUF (c/a) Joe Brady (2019)

 TEN S A.J. Moore (2014-17)  
 BUF TE Dawson Knox (2016-18)

 TEN (c/a) Tim Kelly (2012-13)  
 TEN (c/a) Brian Bell (2012-13)  
 TEN (c/a) Anthony Midget (2013)

BUF DT DaQuan Jones (2010-12)  
 BUF (c/a) John Butler (2012-13)

 TEN (c/a) Frank Piraino (2011-12)

BUF LB Tyler Matakevich (2012-15)

 TEN QB Ryan Tannehill (2008-11)

BUF OLB Von Miller (2007-10)

 TEN OLB Ola Adeniyi (2015-17)

BUF FB Reggie Gillam (2016-19)

## TEAM AND LOCAL CONNECTIONS

## FORMER BILLS

- Titans wide receiver **Robert Woods** was drafted by Buffalo in the second round (41st overall) of the 2013 NFL Draft. Woods played four seasons with the Bills (2013-16) and saw action in 57 games with 48 starts. He registered 203 catches for 2,451 receiving yards and 12 touchdowns.
- Titans offensive coordinator **Todd Downing**, wide receivers coach **Rob Moore** and senior defensive assistant **Jim Schwartz** all spent the 2014 season on the Bills coaching staff. Schwartz served as the defensive coordinator, Downing served as the quarterbacks coach, and Moore was the receivers coach.

## FORMER TITANS

- Bills offensive lineman **David Quessenberry** played three seasons for the Titans (2019-21) where he appeared in 33 games with 23 starts at both left and right tackle, including starting all 17 games in 2021 at right tackle.
- Bills offensive lineman **Rodger Saffold III** played for the Titans from 2019 through 2021. In three seasons, he started 46 games at left guard. In 2021, he was named to his first career Pro Bowl.
- Bills defensive tackle **DaQuan Jones** was drafted by Tennessee in the fourth round (112th overall) in the 2014 NFL Draft. Jones played seven seasons in Nashville, appearing in 99 games with 93 starts. He tallied 136 tackles, 10 sacks, 19 tackles for loss and three forced fumbles.
- Bills offensive lineman **Bobby Hart** played in three games with one start for the Titans in 2021.



## TITANS-BILLS CONNECTIONS

## BILLS WITH NASHVILLE/TENNESSEE AREA CONNECTIONS

- Bills head of strength and conditioning **Eric Ciano** began his career at the University of Tennessee as a graduate assistant from 1997-99. He later returned from 2002-04 as the associate head strength and conditioning coach.
- Bills assistant quarterbacks/game management coach **Marc Lubick** coached wide receivers at Vanderbilt in 2014.
- Bills assistant defensive line coach **Marcus West** coached the defensive line at Chattanooga from 2009-15.
- Bills assistant special teams coach **Cory Harkey** spent the 2021 season as Tennessee State's tight ends coach.
- Bills defensive quality control coach **Kyle Shurmur** played quarterback for Vanderbilt University from 2015-18. Shurmur set the single-season school record for touchdown passes (26) and total touchdowns (29) in 2017. He also set four school records over his career in passing attempts (1,264), completions (722), passing yards (8,865) and touchdown passes (64). Shurmur returned to Vanderbilt as a volunteer assistant during the 2020 season.
- Bills tight end **Dawson Knox** attended Brentwood (Tenn.) Academy. His father, **David Knox**, played basketball for Belmont University.
- Bills linebacker **Tyrel Dodson** is a native of Franklin, Tenn., and attended Centennial High School.

## TITANS WITH NEW YORK AREA CONNECTIONS

- Titans vice president of football administration **Vin Marino** is from the Bronx, N.Y. and attended Fordham University.
- Titans wide receivers coach **Rob Moore** hails from Hempstead, N.Y., and played collegiately at Syracuse from 1987-89, starting all three seasons. He set team records for receiving yards per game (75.8) and career touchdown receptions (22) while going to three consecutive bowl games. He was on Syracuse's undefeated (11-0-1) team in 1987, and in 1999, he was named to Syracuse's All-Century Team.
- Titans offensive line assistant **Jason Houghtaling** is a native of Walton, N.Y. He spent 12 seasons coaching at Wagner College, including 2015–2019 as head coach. He also had coaching stints at Hudson Valley, Cornell and Colgate.

## CAREER GAME-BY-GAME STATS VS. THE BILLS: TITANS OFFENSE

## QUARTERBACKS

## Ryan Tannehill (Passing)

Date	Opp	W-L	G/S	Att	Cmp	Pct	Yds	Yd/A	TD	TD%	Int	Int%	Lg	Sk	Lst	Rate
11/15/12	@ Buf	L	QB	28	14	50.0	141	5.0	1	3.6	2	7.1	19	3	17	46.9
12/23/12	Buf	W	QB	25	13	52.0	130	5.2	2	8.0	0	0.0	30	2	11	93.8
10/20/13	Buf	L	QB	37	19	51.4	194	5.2	3	8.1	2	5.4	46	2	21	71.2
12/22/13	@ Buf	L	QB	27	10	37.0	82	3.0	0	0.0	0	0.0	13	7	46	45.6
9/14/14	@ Buf	L	QB	49	31	63.3	241	4.9	1	2.0	1	2.0	18	4	31	73.6
11/13/14	Buf	W	QB	34	26	76.5	240	7.1	2	5.9	0	0.0	32	5	35	114.8
9/27/15	Buf	L	QB	49	26	53.1	297	6.1	2	4.1	3	6.1	46	2	8	59.7
11/8/15	@ Buf	L	QB	35	26	74.3	307	8.8	0	0.0	0	0.0	46	2	27	100.5
10/23/16	Buf	W	QB	25	15	60.0	204	8.2	1	4.0	0	0.0	66t	1	6	99.4
10/2/18	Buf	W	QB	24	16	66.7	137	5.7	3	12.5	1	4.2	18	3	22	103.6
12/30/18	@ Buf	L	QB	31	18	58.1	147	4.7	0	0.0	2	6.5	19	4	24	43.3
10/13/20	Buf	W	QB	28	21	75.0	195	7.0	3	10.7	0	0.0	20	0	0	129.3
10/18/21	Buf	W	QB	29	18	62.1	216	7.5	0	0.0	1	3.4	48	0	0	70.5
<b>Totals</b>		<b>6-7</b>	<b>13/13</b>	<b>421</b>	<b>253</b>	<b>60.1</b>	<b>2531</b>	<b>6.0</b>	<b>18</b>	<b>4.3</b>	<b>12</b>	<b>2.9</b>	<b>66t</b>	<b>35</b>	<b>248</b>	<b>79.6</b>

## Ryan Tannehill (Rushing)

Date	Opp	W-L	G/S	Att	Yds	Avg	Lg	TD
11/15/12	@ Buf	L	QB	1	7	7.0	7	0
12/23/12	Buf	W	QB	6	44	7.3	31	0
10/20/13	Buf	L	QB	3	5	1.7	3	0
12/22/13	@ Buf	L	QB	0	0	-	-	0
9/14/14	@ Buf	L	QB	4	11	2.8	6	0
11/13/14	Buf	W	QB	4	16	4.0	15	0
9/27/15	Buf	L	QB	1	-1	-1.0	-1	0
11/8/15	@ Buf	L	QB	2	3	1.5	3	0
10/23/16	Buf	W	QB	6	21	3.5	13	0
10/2/18	Buf	W	QB	3	-5	-1.7	-1	0
12/30/18	@ Buf	L	QB	2	9	4.5	12	0
10/13/20	Buf	W	QB	4	42	10.5	23	1
10/18/21	Buf	W	QB	2	3	1.5	4t	1
<b>Totals</b>		<b>6-7</b>	<b>13/13</b>	<b>38</b>	<b>155</b>	<b>4.1</b>	<b>31</b>	<b>2</b>

## Malik Willis

Date	Opp	W-L	G/S	Att	Cmp	Pct	Yds	Yd/A	TD	TD%	Int	Int%	Lg	Sk	Lst	Rate
None																
<b>Totals</b>		<b>0-0</b>	<b>0/0</b>	<b>0</b>	<b>0</b>	<b>-</b>	<b>0</b>	<b>-</b>	<b>0</b>	<b>-</b>	<b>0</b>	<b>-</b>	<b>-</b>	<b>0</b>	<b>0</b>	<b>-</b>



## CAREER GAME-BY-GAME STATS VS. THE BILLS: TITANS OFFENSE

## RUNNING BACKS

## Tory Carter (FB)

Date	Opp	W-L	G/S	Att	Yds	Avg	Lg	TD	Rec	Yds	Avg	Lg	TD
10/18/21	Buf	W		0	0	-	-	0	0	0	-	-	0
<b>Totals</b>		<b>1-0</b>	<b>1/0</b>	<b>0</b>	<b>0</b>	<b>-</b>	<b>-</b>	<b>0</b>	<b>0</b>	<b>0</b>	<b>-</b>	<b>-</b>	<b>0</b>

## Trenton Cannon

Date	Opp	W-L	G/S	Att	Yds	Avg	Lg	TD	Rec	Yds	Avg	Lg	TD
11/11/18	Buf	L		4	30	7.5	21	0	1	5	5.0	5	0
12/9/18	@ Buf	W		5	3	0.6	4t	1	1	4	4.0	4	0
9/8/19	Buf	L		0	0	-	-	0	0	0	-	-	0
<b>Totals</b>		<b>1-2</b>	<b>3/0</b>	<b>9</b>	<b>33</b>	<b>3.7</b>	<b>21</b>	<b>1</b>	<b>2</b>	<b>9</b>	<b>4.5</b>	<b>5</b>	<b>0</b>

## Julius Chestnut

Date	Opp	W-L	G/S	Att	Yds	Avg	Lg	TD	Rec	Yds	Avg	Lg	TD
None													
<b>Totals</b>		<b>0-0</b>	<b>0/0</b>	<b>0</b>	<b>0</b>	<b>-</b>	<b>-</b>	<b>0</b>	<b>0</b>	<b>0</b>	<b>-</b>	<b>-</b>	<b>0</b>

## Hassan Haskins

Date	Opp	W-L	G/S	Att	Yds	Avg	Lg	TD	Rec	Yds	Avg	Lg	TD
None													
<b>Totals</b>		<b>0-0</b>	<b>0/0</b>	<b>0</b>	<b>0</b>	<b>-</b>	<b>-</b>	<b>0</b>	<b>0</b>	<b>0</b>	<b>-</b>	<b>-</b>	<b>0</b>

## Derrick Henry

Date	Opp	W-L	G/S	Att	Yds	Avg	Lg	TD	Rec	Yds	Avg	Lg	TD
10/7/18	@ Buf	L	RB	11	56	5.1	14	0	0	0	-	-	0
10/6/19	Buf	L	RB	20	78	3.9	24	1	0	0	-	-	0
10/13/20	Buf	W	RB	19	57	3.0	12	2	1	6	6.0	6	0
10/18/21	Buf	W	RB	20	143	7.2	76t	3	2	13	6.5	9	0
<b>Totals</b>		<b>2-2</b>	<b>4/4</b>	<b>70</b>	<b>334</b>	<b>4.8</b>	<b>76t</b>	<b>6</b>	<b>3</b>	<b>19</b>	<b>6.3</b>	<b>9</b>	<b>0</b>

## Dontrell Hilliard

Date	Opp	W-L	G/S	Att	Yds	Avg	Lg	TD	Rec	Yds	Avg	Lg	TD
11/10/19	Buf	W		0	0	-	-	0	0	0	-	-	0
<b>Totals</b>		<b>1-0</b>	<b>1/0</b>	<b>0</b>	<b>0</b>	<b>-</b>	<b>-</b>	<b>0</b>	<b>0</b>	<b>0</b>	<b>-</b>	<b>-</b>	<b>0</b>

## WIDE RECEIVERS

## Treyton Burks

Date	Opp	W-L	G/S	Rec	Yds	Avg	Lg	TD
None								
<b>Totals</b>		<b>0-0</b>	<b>0/0</b>	<b>0</b>	<b>0</b>	<b>-</b>	<b>-</b>	<b>0</b>

## Cody Hollister

Date	Opp	W-L	G/S	Rec	Yds	Avg	Lg	TD
10/13/20	Buf	W		1	12	12.0	12	0
<b>Totals</b>		<b>1-0</b>	<b>1/0</b>	<b>1</b>	<b>12</b>	<b>12.0</b>	<b>12</b>	<b>0</b>

## Kyle Philips

Date	Opp	W-L	G/S	Rec	Yds	Avg	Lg	TD
None								
<b>Totals</b>		<b>0-0</b>	<b>0/0</b>	<b>0</b>	<b>0</b>	<b>-</b>	<b>-</b>	<b>0</b>

## Nick Westbrook-Ikhine

Date	Opp	W-L	G/S	Rec	Yds	Avg	Lg	TD
10/13/20	Buf	W		1	7	7.0	7	0
10/18/21	Buf	W		3	27	9.0	14	0
<b>Totals</b>		<b>2-0</b>	<b>2/0</b>	<b>4</b>	<b>34</b>	<b>8.5</b>	<b>14</b>	<b>0</b>

## Robert Woods

Date	Opp	W-L	G/S	Rec	Yds	Avg	Lg	TD
9/27/20	@ Buf	L	WR	5	74	14.8	31	1
<b>Totals</b>		<b>0-1</b>	<b>1/1</b>	<b>5</b>	<b>74</b>	<b>14.8</b>	<b>31</b>	<b>1</b>

## TIGHT ENDS

## Austin Hooper

Date	Opp	W-L	G/S	Rec	Yds	Avg	Lg	TD
10/1/17	Buf	L		5	50	10.0	18	0
<b>Totals</b>		<b>0-1</b>	<b>1/0</b>	<b>5</b>	<b>50</b>	<b>10.0</b>	<b>18</b>	<b>0</b>

## Chig Okonkwo

Date	Opp	W-L	G/S	Rec	Yds	Avg	Lg	TD
None								
<b>Totals</b>		<b>0-0</b>	<b>0/0</b>	<b>0</b>	<b>0</b>	<b>-</b>	<b>-</b>	<b>0</b>

## Geoff Swaim

Date	Opp	W-L	G/S	Rec	Yds	Avg	Lg	TD
12/27/15	@ Buf	L		0	0	-	-	0
10/13/20	Buf	W	TE	0	0	-	-	0
10/18/21	Buf	W	TE	1	8	8.0	8	0
<b>Totals</b>		<b>2-1</b>	<b>3/2</b>	<b>1</b>	<b>8</b>	<b>8.0</b>	<b>8</b>	<b>0</b>



## CAREER GAME-BY-GAME STATS VS. THE BILLS: TITANS SPECIALISTS

## RETURNERS

## Dontrell Hilliard

Date	Opp	W-L	PR	FC	Yds	Avg	Lg	TD	KR	Yds	Avg	Lg	TD
11/10/19	Buf	W	1	2	0	0.0	0	0	0	0	-	-	0
<b>Totals</b>		<b>1-0</b>	<b>1</b>	<b>2</b>	<b>0</b>	<b>0.0</b>	<b>0</b>	<b>0</b>	<b>0</b>	<b>0</b>	<b>-</b>	<b>-</b>	<b>0</b>

## Kyle Philips

Date	Opp	W-L	PR	FC	Yds	Avg	Lg	TD	KR	Yds	Avg	Lg	TD
None													
<b>Totals</b>		<b>0-0</b>	<b>0</b>	<b>0</b>	<b>0</b>	<b>-</b>	<b>-</b>	<b>0</b>	<b>0</b>	<b>0</b>	<b>-</b>	<b>-</b>	<b>0</b>

## KICKERS

## Randy Bullock

Date	Opp	W-L	FGM	FGA	Pct	XPM	XPA	1-19	20-29	30-39	40-49	50+	Lg	KO	TB
9/28/14	Buf	W	3	3	100.0	2	2	0-0	0-0	0-0	1-1	2-2	55	6	3
11/12/15	Buf	L	1	1	100.0	2	2	0-0	0-0	0-0	0-0	0-0	29	4	3
1/3/16	@ Buf	L	1	2	50.0	2	2	0-0	1-1	1-1	0-1	0-0	39	4	2
10/8/17	Buf	W	2	2	100.0	2	2	0-0	1-1	1-1	0-0	0-0	30	5	4
9/22/19	@ Buf	L	1	1	100.0	2	2	0-0	0-0	0-0	1-1	0-0	43	4	3
10/18/21	Buf	W	2	2	100.0	4	4	0-0	0-0	1-1	1-1	0-0	43	7	4
<b>Totals</b>		<b>3-3</b>	<b>10</b>	<b>11</b>	<b>90.9</b>	<b>14</b>	<b>14</b>	<b>0-0</b>	<b>2-2</b>	<b>3-3</b>	<b>3-4</b>	<b>2-2</b>	<b>55</b>	<b>30</b>	<b>19</b>

## PUNTERS

## Ryan Stonehouse

Date	Opp	W-L	Num	Blk	Yds	Avg	Lg	TB	In20	NetAvg
None										
<b>Totals</b>		<b>0-0</b>	<b>0</b>	<b>0</b>	<b>0</b>	<b>-</b>	<b>-</b>	<b>0</b>	<b>0</b>	<b>-</b>

## CAREER GAME-BY-GAME STATS VS. THE BILLS: TITANS DEFENSE

## Ola Adeniyi (OLB)

Date	Opp	W-L	G/S	Tackle	Sack	Int	FF	FR
12/15/19	Buf	L		0	0.0	0	0	0
12/13/20	@ Buf	L		1	0.0	0	0	0
10/18/21	Buf	W		1	0.0	0	0	0
<b>Totals</b>		<b>1-2</b>	<b>3/0</b>	<b>2</b>	<b>0.0</b>	<b>0</b>	<b>0</b>	<b>0</b>

## Ugo Amadi (DB)

Date	Opp	W-L	G/S	Tackle	Sack	Int	FF	FR
None								
<b>Totals</b>		<b>0-0</b>	<b>0/0</b>	<b>0</b>	<b>0.0</b>	<b>0</b>	<b>0</b>	<b>0</b>

## Denico Autry (DL)

Date	Opp	W-L	G/S	Tackle	Sack	Int	FF	FR
12/21/14	Buf	W		1	0.0	0	0	0
12/4/16	Buf	W	DE	3	1.0	0	0	0
10/29/17	@ Buf	L		0	0.0	0	0	0
10/18/21	Buf	W	DL	0	0.0	0	0	0
<b>Totals</b>		<b>3-1</b>	<b>4/2</b>	<b>4</b>	<b>1.0</b>	<b>0</b>	<b>0</b>	<b>0</b>
<b>Playoffs</b>								
1/9/21 (WC)	@ Buf	L	DE	4	1.5	0	1	0
<b>Totals</b>		<b>0-1</b>	<b>1/1</b>	<b>4</b>	<b>1.5</b>	<b>0</b>	<b>1</b>	<b>0</b>

## Tre Avery (CB)

Date	Opp	W-L	G/S	Tackle	Sack	Int	FF	FR
None								
<b>Totals</b>		<b>0-0</b>	<b>0/0</b>	<b>0</b>	<b>0.0</b>	<b>0</b>	<b>0</b>	<b>0</b>

## Kevin Byard (S)

Date	Opp	W-L	G/S	Tackle	Sack	Int	FF	FR
10/7/18	@ Buf	L	FS	6	0.0	0	0	0
10/6/19	Buf	L	FS	5	0.0	1	0	0
10/13/20	Buf	W	FS	2	0.0	0	0	0
10/18/21	Buf	W	FS	2	0.0	1	0	0
<b>Totals</b>		<b>2-2</b>	<b>4/4</b>	<b>15</b>	<b>0.0</b>	<b>2</b>	<b>0</b>	<b>0</b>

## Dylan Cole (LB)

Date	Opp	W-L	G/S	Tackle	Sack	Int	FF	FR
None								
<b>Totals</b>		<b>0-0</b>	<b>0/0</b>	<b>0</b>	<b>0.0</b>	<b>0</b>	<b>0</b>	<b>0</b>

## Zach Cunningham (LB)

Date	Opp	W-L	G/S	Tackle	Sack	Int	FF	FR
10/14/18	Buf	W	WLB	13	0.0	0	0	0
<b>Totals</b>		<b>1-0</b>	<b>1/1</b>	<b>13</b>	<b>0.0</b>	<b>0</b>	<b>0</b>	<b>0</b>
<b>Playoffs</b>								
1/4/20	Buf	W	MLB	9	0.0	0	0	0
<b>Totals</b>		<b>1-0</b>	<b>1/1</b>	<b>9</b>	<b>0.0</b>	<b>0</b>	<b>0</b>	<b>0</b>

## Bud Dupree (OLB)

Date	Opp	W-L	G/S	Tackle	Sack	Int	FF	FR
12/11/16	@ Buf	W	OLB	6	2.5	0	0	0
12/15/19	Buf	L	OLB	3	0.0	0	0	0
10/18/21	Buf	W		2	0.0	0	0	0
<b>Totals</b>		<b>2-1</b>	<b>3/2</b>	<b>11</b>	<b>2.5</b>	<b>0</b>	<b>0</b>	<b>0</b>

## Caleb Farley (CB)

Date	Opp	W-L	G/S	Tackle	Sack	Int	FF	FR
10/18/21	Buf	W	CB	2	0.0	0	0	0
<b>Totals</b>		<b>1-0</b>	<b>1/1</b>	<b>2</b>	<b>0.0</b>	<b>0</b>	<b>0</b>	<b>0</b>

## Kristian Fulton (CB)

Date	Opp	W-L	G/S	Tackle	Sack	Int	FF	FR
None								
<b>Totals</b>		<b>0-0</b>	<b>0/0</b>	<b>0</b>	<b>0.0</b>	<b>0</b>	<b>0</b>	<b>0</b>

## Da'Shawn Hand (DE)

Date	Opp	W-L	G/S	Tackle	Sack	Int	FF	FR
None								
<b>Totals</b>		<b>0-0</b>	<b>0/0</b>	<b>0</b>	<b>0.0</b>	<b>0</b>	<b>0</b>	<b>0</b>

## CAREER GAME-BY-GAME STATS VS. THE BILLS: TITANS DEFENSE

## Amani Hooker (S)

Date	Opp	W-L	G/S	Tackle	Sack	Int	FF	FR
10/6/19	Buf	L		0	0.0	0	0	0
10/13/20	Buf	W		2	0.0	0	0	0
10/18/21	Buf	W	S	9	0.0	0	1	0
<b>Totals</b>		<b>2-1</b>	<b>3/1</b>	<b>11</b>	<b>0.0</b>	<b>0</b>	<b>1</b>	<b>0</b>

## Lonnie Johnson Jr. (DB)

Date	Opp	W-L	G/S	Tackle	Sack	Int	FF	FR
10/3/21	@ Buf	L	FS	8	0.0	1	0	0
<b>Totals</b>		<b>0-1</b>	<b>1/1</b>	<b>8</b>	<b>0.0</b>	<b>1</b>	<b>0</b>	<b>0</b>
<b>Playoffs</b>								
1/4/20	Buf	W		0	0.0	0	0	0
<b>Totals</b>		<b>1-0</b>	<b>1/0</b>	<b>0</b>	<b>0.0</b>	<b>0</b>	<b>0</b>	<b>0</b>

## Joe Jones (LB)

Date	Opp	W-L	G/S	Tackle	Sack	Int	FF	FR
11/24/19	@ Buf	L		0	0.0	0	0	0
12/19/20	Buf	L		0	0.0	0	0	0
10/18/21	Buf	W		0	0.0	0	0	0
<b>Totals</b>		<b>1-2</b>	<b>3/0</b>	<b>0</b>	<b>0.0</b>	<b>0</b>	<b>0</b>	<b>0</b>

## Naquan Jones (DT)

Date	Opp	W-L	G/S	Tackle	Sack	Int	FF	FR
10/18/21	Buf	W		3	0.0	0	0	0
<b>Totals</b>		<b>1-0</b>	<b>1/0</b>	<b>3</b>	<b>0.0</b>	<b>0</b>	<b>0</b>	<b>0</b>

## Joshua Kalu (DB)

Date	Opp	W-L	G/S	Tackle	Sack	Int	FF	FR
10/13/20	Buf	W		0	0.0	0	0	0
<b>Totals</b>		<b>1-0</b>	<b>1/0</b>	<b>0</b>	<b>0.0</b>	<b>0</b>	<b>0</b>	<b>0</b>

## David Long Jr. (LB)

Date	Opp	W-L	G/S	Tackle	Sack	Int	FF	FR
10/6/19	Buf	L		0	0.0	0	0	0
10/13/20	Buf	W		2	0.0	0	0	0
10/18/21	Buf	W	LB	14	0.0	0	0	0
<b>Totals</b>		<b>2-1</b>	<b>3/1</b>	<b>16</b>	<b>0.0</b>	<b>0</b>	<b>0</b>	<b>0</b>

## A.J. Moore Jr. (S)

Date	Opp	W-L	G/S	Tackle	Sack	Int	FF	FR
10/14/18	Buf	W		0	0.0	0	0	0
10/3/21	@ Buf	L		0	0.0	0	0	0
<b>Totals</b>		<b>1-1</b>	<b>2/0</b>	<b>0</b>	<b>0.0</b>	<b>0</b>	<b>0</b>	<b>0</b>
<b>Playoffs</b>								
1/4/20	Buf	W		0	0.0	0	0	0
<b>Totals</b>		<b>1-0</b>	<b>1/0</b>	<b>0</b>	<b>0.0</b>	<b>0</b>	<b>0</b>	<b>0</b>

## Jeffery Simmons (DT)

Date	Opp	W-L	G/S	Tackle	Sack	Int	FF	FR
10/18/21	Buf	W	DT	5	1.0	0	0	0
<b>Totals</b>		<b>1-0</b>	<b>1/1</b>	<b>5</b>	<b>1.0</b>	<b>0</b>	<b>0</b>	<b>0</b>

## Kevin Strong (DE)

Date	Opp	W-L	G/S	Tackle	Sack	Int	FF	FR
None								
<b>Totals</b>		<b>0-0</b>	<b>0/0</b>	<b>0</b>	<b>0.0</b>	<b>0</b>	<b>0</b>	<b>0</b>

## Teair Tart (DT)

Date	Opp	W-L	G/S	Tackle	Sack	Int	FF	FR
10/18/21	Buf	W	NT	1	0.0	0	0	0
<b>Totals</b>		<b>1-0</b>	<b>1/1</b>	<b>1</b>	<b>0.0</b>	<b>0</b>	<b>0</b>	<b>0</b>

## Derrek Tuszka (OLB)

Date	Opp	W-L	G/S	Tackle	Sack	Int	FF	FR
12/19/20	Buf	L		0	0.0	0	0	0
<b>Totals</b>		<b>0-1</b>	<b>1/0</b>	<b>0</b>	<b>0.0</b>	<b>0</b>	<b>0</b>	<b>0</b>

## DeMarcus Walker (DL)

Date	Opp	W-L	G/S	Tackle	Sack	Int	FF	FR
9/24/17	@ Buf	L		0	0.0	0	0	0
12/19/20	Buf	L		1	0.0	0	0	0
10/3/21	@ Buf	L		4	0.0	0	0	0
<b>Totals</b>		<b>0-3</b>	<b>3/0</b>	<b>5</b>	<b>0.0</b>	<b>0</b>	<b>0</b>	<b>0</b>

## Rashad Weaver (OLB)

Date	Opp	W-L	G/S	Tackle	Sack	Int	FF	FR
None								
<b>Totals</b>		<b>0-0</b>	<b>0/0</b>	<b>0</b>	<b>0.0</b>	<b>0</b>	<b>0</b>	<b>0</b>





## REGULAR TITANS LINEUP

## OFFENSIVE STARTERS

**WR 15-Nick Westbrook-Ikhine** (6-2, 211, 3rd Year/3rd with Titans, Indiana) - The former undrafted free agent emerged as a regular on offense in 2021, appearing in 16 games with seven starts. He ranked second on the team in catches (38), receiving yards (476) and receiving touchdowns (four).

	G	GS	Rec	Yds	Avg	Lg	TD
2022	1	1	1	13	13.0	13	0
Career	31	9	42	522	12.4	46	4

**TE 81-Austin Hooper** (6-4, 254, 7th year/1st with Titans, Stanford) - The two-time Pro Bowl selection amassed 298 receptions for 3,024 yards and 23 touchdowns in six seasons before joining the Titans. A third-round pick by the Falcons in 2016, he spent four seasons in Atlanta before playing the past two campaigns in Cleveland.

	G	GS	Rec	Yds	Avg	Lg	TD
2022	1	0	1	6	6.0	6	0
Career	89	57	299	3,030	10.1	88t	23

**LT 77-Taylor Lewan** (6-7, 309, 9th Year/9th with Titans, Michigan) - The team's first-round pick in 2014 (11th overall) was voted to the Pro Bowl each season from 2016-18. He appeared in 103 games (98 starts) in his first eight seasons, including 13 starts in 2021.

2022 G/GS: 1/1, Career G/GS: 104/99

**LG 55-Aaron Brewer** (6-1, 295, 3rd Year/3rd with Titans, Texas State) - The former undrafted free agent appeared in 12 games in each of his first two seasons, including five starts in 2021. He has experience at guard and center.

2022 G/GS: 1/1, Career G/GS: 25/7

**C 60-Ben Jones** (6-3, 308, 11th Year/7th with Titans, Georgia) - Added as an unrestricted free agent in 2016, the former fourth-round pick played four previous seasons with the Houston Texans. He started 96 of 97 possible games during his first six seasons in Tennessee.

2022 G/GS: 1/1, Career G/GS: 161/140

**RG 64-Nate Davis** (6-3, 316, 4th Year/4th with Titans, Charlotte) - The 2019 third-round pick started 12 contests at right guard as a rookie and followed with 16 starts in his second season and 14 starts in 2021.

2022 G/GS: 1/1, Career G/GS: 44/43

**RT 78-Nicholas Petit-Frere** (6-5, 316, Rookie, Ohio State) - The third-round draft pick played in 35 games with 20 starts at Ohio State, including 12 starts at left tackle as a junior in 2021.

2022 & Career G/GS: 1/1

**TE 87-Geoff Swaim** (6-4, 260, 8th year/3rd with Titans, Texas) - Swaim was signed as a free agent in 2020 after previous stints with the Cowboys (2015-18) and Jaguars (2019). He was a seventh-round pick with Dallas in 2015.

	G	GS	Rec	Yds	Avg	Lg	TD
2022	1	1	3	19	6.3	9	0
Career	70	45	91	713	7.8	43	5

**WR 2-Robert Woods** (6-0, 195, 10th Year/1st with Titans, Southern California) - Acquired in a trade with the Rams in 2022, the former second-round pick of the Bills spent his first four NFL seasons in Buffalo before joining the Rams. He totaled 570 receptions for 7,077 yards and 35 touchdowns in 125 games prior to arriving in Tennessee.

	G	GS	Rec	Yds	Avg	Lg	TD
2022	1	1	1	13	13.0	13	0
Career	126	116	571	7,090	12.4	94t	35

**QB 17-Ryan Tannehill** (6-4, 217, 11th Year/4th with Titans, Texas A&M) - Acquired via trade from Miami in 2019, he led the Titans to three consecutive playoff appearances and two division titles in his first three seasons. From the time he took over as the Titans' starter in 2019 through 2021, his 102.3 passer rating ranked sixth in the NFL.

	G	GS	Att	Cmp	Pct	Yds	TD	Int	Lg	Sk	Rate
2022	1	1	33	20	60.6	266	2	0	31	1	106.4
Career	134	132	4,242	2,722	64.2	30,995	201	102	91t	351	91.8

**RB 22-Derrick Henry** (6-3, 247, 7th Year/7th with Titans, Alabama) - The former Heisman winner, 2016 second-round pick and two-time NFL rushing champion (2019-20) was limited by injuries to eight games in 2021 after winning AP Offensive Player of the Year honors in 2020. No player had more rushing yards (6,307) or rushing touchdowns (60) from 2017 to 2021.

	G	GS	Att	Yds	Avg	Lg	TD	Rec	Yds	Avg	Lg	TD
2021	1	1	21	82	3.9	18	0	0	0	-	0	0
Career	87	56	1,422	6,879	4.8	99t	65	94	846	9.0	75t	3

## OFFENSIVE RESERVES

**WR 16-Treyton Burks** (6-2, 225, Rookie, Arkansas) - The 18th overall draft pick played three seasons at Arkansas (2019-21), where he became the sixth all-time leading receiver in Razorbacks history (146 receptions for 2,399 yards) and tied for the fifth-most touchdown catches in school annals (18).

	G	GS	Rec	Yds	Avg	Lg	TD
2022/Career	1	0	3	55	18.3	27	0

**FB 44-Tory Carter** (6-0, 229, 2nd Year/2nd with Titans, Louisiana State) - After entering the NFL as an undrafted free agent in 2021, he appeared in eight games with two starts as a rookie. Prior to the NFL, he played 42 games at LSU, where he was part of a 2019 national championship season.

	G	GS	Att	Yds	Avg	Lg	TD	Rec	Yds	Avg	Lg	TD
2022	1	1	0	0	-	0	0	0	0	-	0	0
Career	9	3	0	0	-	0	0	0	0	-	0	0

**OL 71-Dennis Daley** (6-6, 326, 4th Year/1st with Titans, South Carolina) - The former sixth-round pick was acquired in a trade with Carolina prior to the 2022 regular season. He totaled 34 games played with 21 starts during his first three NFL campaigns with the Panthers.

2022 G/GS: 1/0, Career G/GS: 35/21

**RB 25-Hassan Haskins** (6-2, 228, Rookie, Michigan) - The fourth-round pick appeared in 36 games with 22 starts at Michigan, where he totaled 452 carries for 2,324 yards and 30 scores. He was named first-team All-Big Ten in 2021 after rushing for 1,327 yards and a school-record 20 touchdowns.

	G	GS	Att	Yds	Avg	Lg	TD	Rec	Yds	Avg	Lg	TD
'22/Career	1	0	0	0	-	0	0	0	0	-	0	0

**RB 40-Dontrell Hilliard** (5-11, 202, 5th year/2nd with Titans, Tulane) - The former undrafted free agent arrived in October 2021 after previous time in Cleveland (2018-20) and Houston (2020). He set career highs with five starts and 350 rushing yards in 2021.

	G	GS	Att	Yds	Avg	Lg	TD	Rec	Yds	Avg	Lg	TD
2022	1	0	2	8	4.0	5	0	3	61	20.3	31	2
Career	41	5	80	455	5.7	68t	4	44	347	7.9	31	2

**C/G 62-Corey Levin** (6-4, 307, 4th Year/4th with Titans, Chattanooga) - A sixth-round pick in 2017, Levin re-joined the Titans in 2021 after being claimed off waivers from the N.Y. Jets. He has also spent time with the Broncos, Bears and Patriots.

2022 G/GS: 1/0, Career G/GS: 29/1

**TE 85-Chig Okonkwo** (6-3, 238, Rookie, Maryland) - The fourth-round pick appeared in 37 games with 20 starts over four seasons (2018-21) at Maryland, totaling 77 receptions for 717 yards and eight touchdowns. His 52 receptions as a senior ranked second in program history by a tight end.

	G	GS	Rec	Yds	Avg	Lg	TD
2022/Career	1	0	1	11	11.0	11	0

**WR 18-Kyle Philips** (5-11, 189, Rookie, UCLA) - The fifth-round pick started 23 of his 34 games at UCLA, totaling 163 receptions for 1,821 yards and 17 touchdowns. He added 25 punt returns for 496 yards (19.8 avg.) with two touchdowns.

	G	GS	Rec	Yds	Avg	Lg	TD
2022/Career	1	0	6	66	11.0	21	0

**OL 75-Dillon Radunz** (6-6, 301, 2nd Year/2nd with Titans, North Dakota State) - The second-round draft pick in 2021 appeared in 12 games with one start as a rookie. He started 32 games at left tackle in college.

2022 G/GS: 1/0, Career G/GS: 13/1

**QB 7-Malik Willis** (6-1, 219, Rookie, Liberty) - The third-round pick spent three total years at Liberty after transferring from Auburn. During two seasons as Liberty's starter (2020-21), he directed the Flames to two bowl victories and led the FBS with 74 total passing (47) and rushing (27) touchdowns.

	G	GS	Att	Cmp	Pct	Yds	TD	Int	Lg	Sk	Rate
'22/Career	0	0	0	0	-	0	0	0	-	0	-

## SPECIALISTS

**LS 46-Morgan Cox** (6-4, 233, 13th Year/2nd with Titans, Tennessee) - Cox was signed as an unrestricted free agent in 2021 after playing his first 11 seasons in Baltimore, where he earned four Pro Bowl berths.

2022 G/GS: 1/0, Career G/GS: 183/0

**K 14-Randy Bullock** (5-9, 210, 11th Year/2nd with Titans, Texas A&M) - After spending his first nine NFL seasons primarily in Houston (2012-15) and Cincinnati (2016-20), he joined the Titans in 2021. His 120 points in 2021 ranked ninth in franchise history.

	G	FGM	FGA	Pct	Lg	XPM	XPA	Pts
2022	1	2	3	66.7	46	2	2	8
Career	124	196	236	83.1	57	259	272	847

## REGULAR TITANS LINEUP

**P 4-Ryan Stonehouse** (5-10, 193, Rookie, Colorado State) - The undrafted rookie appeared in 53 games over five seasons at Colorado State (2017-21) and set the NCAA record for career gross punting average (47.8). In 2021, he recorded a 50.9-yard average on 58 punts.

	G	Punt	Blk	Yds	Avg	Lg	TB	I20	NetAvg
'22/Career	1	6	0	342	57.0	66	0	3	46.7

## DEFENSIVE STARTERS

**DE 95-DeMarcus Walker** (6-4, 280, 6th Year/1st with Titans, Florida State) - Signed as a free agent in 2022, the former second-round pick arrived in Tennessee with 49 games of experience with the Denver Broncos (2017-20) and Houston Texans (2021).

	GP	GS	Tackle	Sack	QBP	TFL	Int	PD	FF	FR
2022	1	1	1	0.0	0	0	0	0	0	0
Career	50	8	83	12.5	23	14	0	2	2	1

**NT 93-Teair Tart** (6-2, 304, 3rd Year/3rd with Titans, Florida International) - Originally an undrafted free agent in 2020, he totaled 18 games in his first two seasons, including 10 starts in 2021.

	GP	GS	Tackle	Sack	QBP	TFL	Int	PD	FF	FR
2022	1	1	2	0.0	2	0	0	0	0	0
Career	19	12	23	0.0	7	3	0	1	0	0

**DT 98-Jeffery Simmons** (6-4, 305, 4th Year/4th with Titans, Mississippi State) - The 19th overall draft pick in 2019 made his first Pro Bowl in 2021 after setting career highs in several categories, including games (17), starts (17), tackles (54), sacks (8.5) and passes defended (six). He appeared in 29 consecutive games through the end of 2021.

	GP	GS	Tackle	Sack	QBP	TFL	Int	PD	FF	FR
2022	1	1	6	2.0	6	2	0	0	1	0
Career	42	40	149	15.5	98	19	0	12	2	3

**OLB 48-Bud Dupree** (6-4, 269, 8th Year/2nd with Titans, Kentucky) - The former first-round pick signed in Tennessee in 2021 following six seasons in Pittsburgh, where he totaled 39.5 sacks in 81 games. In his first season with the Titans, he appeared in 11 games and totaled three sacks.

	GP	GS	Tackle	Sack	QBP	TFL	Int	PD	FF	FR
2022	1	1	1	1.0	6	1	0	0	0	1
Career	93	73	249	43.5	85	56	1	12	9	4

**ILB 51-David Long Jr.** (5-11, 227, 4th Year/4th with Titans, West Virginia) - The 2019 sixth-round pick emerged as a starter in the second half of 2020. In 2021, he set career highs with nine starts and 75 tackles, which tied for second place on the squad.

	GP	GS	Tackle	Sack	QBP	TFL	Int	PD	FF	FR
2022	1	1	8	0.0	2	1	0	0	0	0
Career	39	15	148	0.0	9	9	2	9	1	0

**ILB 41-Zach Cunningham** (6-3, 238, 6th Year/2nd with Titans, Vanderbilt) - The Pinson, Ala., native was claimed off waivers from Houston in 2021. In four-plus seasons with the Texans, the second-round pick played 72 games with 570 tackles, 6.5 sacks and one interception.

	GP	GS	Tackle	Sack	QBP	TFL	Int	PD	FF	FR
2022	1	1	6	0.0	0	0	0	0	0	0
Career	77	71	585	6.5	12	29	1	18	5	3

**OLB 96-Denico Autry** (6-5, 285, 9th Year/2nd with Titans, Mississippi State) - Originally a rookie free agent with the Raiders in 2014, he totaled 96 games with the Raiders (2014-17) and Colts (2018-20) before joining the Titans. In 2021, he played in all 17 games and matched a career high with nine sacks.

	GP	GS	Tackle	Sack	QBP	TFL	Int	PD	FF	FR
2022	1	0	4	0.0	2	0	0	0	0	0
Career	114	67	252	39.5	99	60	0	25	3	3

**CB 21-Roger McCreary** (5-11, 190, Rookie, Auburn) - The second-round pick (35th overall) was a two-year starter at Auburn, where he compiled six interceptions and 35 passes defended in 42 games (23 starts).

	GP	GS	Tackle	Sack	QBP	TFL	Int	PD	FF	FR
'22/Career	1	1	2	0.0	0	0	0	0	0	0

**S 31-Kevin Byard** (5-11, 212, 7th Year/7th with Titans, Middle Tennessee State) - The 2016 third-round pick appeared in all 97 games with 88 starts during his first six seasons. He ranked third in the NFL from 2017-21 with 23 total interceptions. His five interceptions in 2021 helped him earn AP All-Pro honors and his second career Pro Bowl.

	GP	GS	Tackle	Sack	QBP	TFL	Int	PD	FF	FR
2022	1	1	12	0.0	0	0	0	0	0	0
Career	98	89	548	4.0	15	13	23	62	3	3

**S 37-Amani Hooker** (5-11, 210, 4th Year/4th with Titans, Iowa) - The fourth-round pick in 2019 played in 44 games in his first three seasons. He made 12 starts in 2021 and set a career high with 62 tackles.

	GP	GS	Tackle	Sack	QBP	TFL	Int	PD	FF	FR
2022	1	1	4	0.0	0	0	1	1	0	0
Career	45	16	123	0.0	0	2	6	13	1	00

**CB 26-Kristian Fulton** (5-11, 197, 3rd Year/3rd with Titans, Louisiana State) - The 2020 second-round pick had one interception in six games as a rookie. He followed that with 13 starts, two interceptions and a team-high 14 passes defended in his second campaign.

	GP	GS	Tackle	Sack	QBP	TFL	Int	PD	FF	FR
2022	1	1	6	0.0	0	0	0	0	1	0
Career	20	16	62	1.0	1	1	3	15	1	0

## DEFENSIVE RESERVES

**OLB 92-Ola Adeniyi** (6-1, 248, 5th Year/2nd with Titans, Toledo) - The former undrafted free agent with Pittsburgh in 2018 was signed by the Titans in 2021. He tied for third on the Titans in 2021 with 10 special teams tackles and added a career-high 2.5 sacks.

	GP	GS	Tackle	Sack	QBP	TFL	Int	PD	FF	FR
2022	1	1	0	0.0	1	0	0	0	0	0
Career	49	2	30	2.5	21	3	0	1	0	1

**DB 32-Ugo Amadi** (5-9, 201, 4th Year/1st with Titans, Oregon) - Acquired in a trade with Philadelphia during the 2022 preseason, the former fourth-round pick of the Seahawks spent 2019 through 2021 in Seattle, totaling 12 starts, 125 tackles and one interception in 47 total games.

	GP	GS	Tackle	Sack	QBP	TFL	Int	PD	FF	FR
2022	1	0	5	0.0	0	0	0	0	0	0
Career	48	12	112	0.0	0	6	1	13	2	1

**ILB 53-Dylan Cole** (6-0, 237, 6th Year/2nd with Titans, Missouri State) - Cole joined the Titans during the 2021 campaign and set a career high with 10 special teams tackles. Prior to arriving in Tennessee, he totaled 37 games with the Texans after entering the NFL as a rookie free agent in 2017.

	GP	GS	Tackle	Sack	QBP	TFL	Int	PD	FF	FR
2022	1	0	0	0.0	0	0	0	0	0	0
Career	47	1	73	1.0	3	6	2	8	0	1

**CB 3-Caleb Farley** (6-2, 197, 2nd Year/2nd with Titans, Virginia Tech) - The 22nd overall pick in 2021 was limited to three games as a rookie due to injuries. He had six interceptions in 24 games at Virginia Tech.

	GP	GS	Tackle	Sack	QBP	TFL	Int	PD	FF	FR
2022	1	0	1	0.0	0	0	0	0	0	0
Career	4	1	5	0.0	0	0	0	1	0	0

**DB 20-Lonnie Johnson Jr.** (6-2, 213, 4th Year/1st with Titans, Kentucky) - Acquired off waivers from Kansas City during the 2022 preseason, the former second-round pick of the Texans spent 2019 through 2021 in Houston, totaling 19 starts, 159 tackles and three interceptions in 44 total games.

	GP	GS	Tackle	Sack	QBP	TFL	Int	PD	FF	FR
2022	0	0	0	0.0	0	0	0	0	0	0
Career	44	19	159	0.0	5	1	3	13	0	0

**DB 28-Joshua Kalu** (6-0, 203, 4th Year/3rd with Titans, Nebraska) - The former undrafted free agent rejoined the Titans in 2022 after a season with the Giants. He played in 28 games for the Titans from 2018 to 2020, totaling 26 tackles, 15 special teams stops and a blocked field goal.

	GP	GS	Tackle	Sack	QBP	TFL	Int	PD	FF	FR
2022	1	0	1	0.0	0	0	0	0	0	0
Career	29	0	11	0.0	0	0	0	1	1	0

**DE 97-Kevin Strong** (6-4, 295, 4th Year/2nd with Titans, Texas-San Antonio) - After two-plus seasons in Detroit, where he totaled 15 games played and one start, he joined the Titans practice squad during the 2021 campaign and was later promoted to the 53-man roster.

	GP	GS	Tackle	Sack	QBP	TFL	Int	PD	FF	FR
2022	1	0	3	0.0	3	0	0	1	0	0
Career	21	1	29	1.0	5	1	0	2	0	0

**OLB 59-Derrek Tuszka** (6-5, 246, 3rd Year/1st with Titans, North Dakota State) - Acquired off waivers from Pittsburgh prior to the 2022 season, the former seventh-round pick of the Broncos spent his 2020 rookie season in Denver before totaling two sacks with the Steelers in 2021.

	GP	GS	Tackle	Sack	QBP	TFL	Int	PD	FF	FR
2022	0	0	0	0.0	0	0	0	0	0	0
Career	24	0	18	2.0	7	2	0	0	1	0

**OLB 99-Rashad Weaver** (6-4, 259, 2nd Year/2nd with Titans, Pittsburgh) - As a rookie in 2021, the fourth-round pick suffered a season-ending injury in the third game of the season. At Pittsburgh, he was a consensus All-American as a senior after totaling 14.5 tackles for loss and 7.5 sacks.

	GP	GS	Tackle	Sack	QBP	TFL	Int	PD	FF	FR
2022	1	0	4	2.0	3	2	0	0	0	0
Career	3	0	6	2.0	3	2	0	0	0	0



## LAST WEEK VS. THE GIANTS

Week 1: Titans 20, Giants 21  
Sunday, Sept. 11, 2022 • 3:25 p.m. CT • Nissan Stadium

In Week 1 of the 2022 season, the Titans hosted the New York Giants and fell by a score of 21-20. Despite limiting the Giants to two third-down conversions on 10 attempts and racking up five sacks in the contest, Tennessee was unable to mount a late-game comeback.

The Titans got on the board on their opening possession with a five-play scoring drive that was jumpstarted by a 46-yard punt return by WR **Kyle Philips**. Tennessee began the possession at the Giants' 45-yard line, and QB **Ryan Tannehill** connected with WR **Treyton Burks** for a 20-yard pass before connecting with RB **Dontrell Hilliard** for a seven-yard score. Tennessee took an early 7-0 lead.

In the second quarter the Titans extended their lead. Tannehill tossed first-down passes to TE **Geoff Swaim**, Hilliard and WR **Nick Westbrook-Ikhine**, which put K **Randy Bullock** in position to successfully make a 46-yard field goal, 10-0 Titans. On the ensuing New York possession, Giants QB **Daniel Jones** was strip-sacked by DT **Jeffery Simmons**, and the ball was recovered by OLB **Bud Dupree** at the Giants' 42-yard line. Tennessee capitalized on the turnover with a 23-yard field goal, 13-0 Titans.

New York got on the board in the third quarter with help from Giants RB **Saquon Barkley** who contributed a 68-yard rush to flip field position. Ultimately, Barkley ran a four-yard touchdown into the end zone, but the extra point snap was botched and recovered by Tennessee, 13-6 Titans.

Later in the third quarter, New York tied the score 13-13 as Jones connected with Giants WR **Sterling Shepard** for a 65-yard touchdown. However, Tennessee responded on the ensuing possession with a 75-yard scoring drive. Aided by a 20-yard catch by Philips and a 27-yard gain by Burks, Tannehill was able to connect with Hilliard for a 23-yard score and a 20-13 Titans advantage.

New York took the lead in the fourth quarter as a 73-yard scoring drive culminated in a one-yard touchdown pass from Jones to Giants FB **Chris Myarick**. New York elected to go for two, and the conversion attempt was successful as Jones connected with Barkley on a shovel pass for a 21-20 lead with just over a minute remaining in regulation.

Tennessee rallied to attempt a game-winning score, taking the ball down into Giants territory, but Bullock's field goal attempt sailed wide left as the Titans fell at home.

## SCORING

	1	2	3	4	Final
Giants	0	0	13	8	21
Tennessee	7	6	7	0	20

TEAM	SCORING PLAY	TIME
Titans	D.Hilliard 7 yd. pass from R.Tannehill (R.Bullock kick)	1-9:48
Titans	R.Bullock 46 yd. Field Goal	2-12:35
Titans	R.Bullock 23 yd. Field Goal	2-6:57
Giants	S.Barkley 4 yd. run (run failed)	3-11:16
Giants	S.Shepard 65 yd. pass from D.Jones (G.Gano kick)	3-8:48
Titans	D.Hilliard 23 yd. pass from R.Tannehill (R.Bullock kick)	3-2:54
Giants	C.Myarick 1 yd. pass from D.Jones (D.Jones-S.Barkley pass)	4-1:06

Missed FGs: R.Bullock 47WL

Attendance: 67,805

Time of Game: 3:00

Weather: 75°, Cloudy, Wind WSW 9 mph

Referee: Jerome Boger

CLICK TO WATCH  
HIGHLIGHTS



TEAM STATISTICS

	Giants	Titans
TOTAL FIRST DOWNS	19	19
THIRD DOWN EFFICIENCY	2-10-20.0%	3-11-27.3%
FOURTH DOWN EFFICIENCY	1-1-100.0%	0-0-0.0%
TOTAL NET YARDS	394	359
Plays - Avg.	58-6.8	60-6.0
NET YARDS RUSHING	238	93
Rushes - Avg.	32-7.4	26-3.6
NET YARDS PASSING	156	266
Sacks - Yards Lost	5-32	1-0
PASS ATT-COMP-INT	21-17-1	33-20-0
PUNTS - Avg.	6-51.5	6-57.0
Net Punting Average	41.2	46.7
PUNT RETURNS - Yards	5-62	4-62
KICKOFF RETURNS - Yards	2-41	2-33
INTERCEPTIONS - Yards	0-0	1-0
PENALTIES Number and Yards	8-45	7-50
FUMBLES Number and Lost	2-1	2-1
TOUCHDOWNS	3	2
EXTRA POINTS Made-Attempts	2-3	2-2
RED ZONE EFFICIENCY	2-3-67%	2-3-67%
GOAL TO GO EFFICIENCY	2-2-100%	1-1-100%
SAFETIES	0	0
GIVEAWAYS	2	1
TAKEAWAYS	1	2
TIME OF POSSESSION	28:54	31:06

## GIANTS STARTERS

OFFENSE	DEFENSE
TE 82 D.Bellinger	DL 99 L.Williams
LT 78 A.Thomas	DL 97 D.Lawrence
LG 68 B.Bredeson	DE 93 N.Williams
C 76 J.Feliciano	OLB 53 O.Ximines
RG 64 M.Glowski	OLB 55 J.Ward
RT 73 E.Neal	ILB 48 T.Crowder
WR 13 D.Sills	ILB 59 A.Calistro
WR 19 K.Golladay	CB 33 A.Robinson
QB 8 D.Jones	CB 22 A.Jackson
FB 85 C.Myarick	S 20 J.Love
RB 26 S.Barkley	S 29 X.McKinney

## TITANS STARTERS

OFFENSE	DEFENSE
TE 87 G.Swaim	DE 95 D.Walker
LT 77 T.Lewan	DT 98 J.Simmons
LG 55 A.Brewer	NT 93 T.Tart
C 60 B.Jones	OLB 92 O.Adeniyi
RG 64 N.Davis	LB 41 Z.Cunningham
RT 78 N.Petit-Frere	LB 51 D.Long
WR 15 N.Westbrook-Ikhine	OLB 48 B.Dupree
WR 2 R.Woods	CB 21 R.McCreary
QB 17 R.Tannehill	CB 26 K.Fulton
FB 44 T.Carter	S 37 A.Hooker
RB 22 D.Henry	S 31 K.Byard

## GIANTS INDIVIDUAL STATISTICS

Rushing	Att	Yds	Avg	Lg	TD
S.Barkley	18	164	9.1	68	1
D.Jones	6	25	4.2	11	0
M.Breida	5	24	4.8	9	0
K.Toney	2	23	11.5	19	0
R.James	1	2	2.0	2	0
<b>Total</b>	<b>32</b>	<b>238</b>	<b>7.4</b>	<b>68</b>	<b>1</b>

## TITANS INDIVIDUAL STATISTICS

Rushing	Att	Yds	Avg	Lg	TD
D.Henry	21	82	3.9	18	0
D.Hilliard	2	8	4.0	5	0
R.Tannehill	2	7	3.5	9	0
C.Okonkwo	1	-4	-4.0	-4	0
<b>Total</b>	<b>26</b>	<b>93</b>	<b>3.6</b>	<b>18</b>	<b>0</b>

Passing	Att	Cmp	Yds	TD	Lg	IN	Rt
D.Jones	21	17	188	2	65	1	115.9
<b>Total</b>	<b>21</b>	<b>17</b>	<b>188</b>	<b>2</b>	<b>65</b>	<b>1</b>	<b>115.9</b>

Passing	Att	Cmp	Yds	TD	Lg	IN	Rt
R.Tannehill	33	20	266	2	31	0	106.4
<b>Total</b>	<b>33</b>	<b>20</b>	<b>266</b>	<b>2</b>	<b>31</b>	<b>0</b>	<b>106.4</b>

Receiving	No	Yds	Avg	Lg	TD
S.Barkley	6	30	5.0	7	0
R.James	5	59	11.8	16	0
S.Shepard	2	71	35.5	65	1
K.Golladay	2	22	11.0	15	0
W.Robinson	1	5	5.0	5	0
C.Myarick	1	1	1.0	1	1
<b>Total</b>	<b>17</b>	<b>188</b>	<b>11.1</b>	<b>65</b>	<b>2</b>

Receiving	No	Yds	Avg	Lg	TD
K.Philips	6	66	11.0	21	0
D.Hilliard	3	61	20.3	31	2
T.Burks	3	55	18.3	27	0
G.Swaim	3	19	6.3	9	0
C.Hollister	1	22	22.0	22	0
R.Woods	1	13	13.0	13	0
N.Westbrook-Ikhine	1	13	13.0	13	0
C.Okonkwo	1	11	11.0	11	0
A.Hooper	1	6	6.0	6	0
<b>Total</b>	<b>20</b>	<b>266</b>	<b>13.3</b>	<b>31</b>	<b>2</b>

Interceptions	No	Yds	Avg	Lg	TD
None					

## Leading Tacklers (Press Box Totals)

T.Crowder 7-4-3; J.Ward 6-5-1; D.Holmes 6-5-1

Sacks: T.Fox 1

FF: None FR: None

Interceptions	No	Yds	Avg	Lg	TD
A.Hooker	1	0	0.0	0	0
<b>Total</b>	<b>1</b>	<b>0</b>	<b>0.0</b>	<b>0</b>	<b>0</b>

## Leading Tacklers (Press Box Totals)

K.Byard 12-8-4; D.Long 8-5-3; K.Fulton 6-5-1; Z.Cunningham 6-5-1

Sacks: J.Simmons 2; R.Weaver 2; B.Dupree 1

FF: K.Fulton 1; J.Simmons 1 FR: B.Dupree 1

## NOTES FROM LAST WEEK'S GAME

## TEAM NOTES

- A total of eight rookies made their NFL debuts against the Giants: punter **Ryan Stonehouse**, wide receivers **Treyton Burks** and **Kyle Philips**, cornerbacks **Roger McCreary** and **Tre Avery**, running back **Hassan Haskins**, right tackle **Nicholas Petit-Frere** and tight end **Chig Okonkwo**. The eight rookies to play in the opener tied for the team's second-highest total since 1999. It matched the team's eight rookies who played in the 2015 and 2012 openers and trailed only the nine rookies to play in the 2004 opener.
- Cornerback **Roger McCreary** and right tackle **Nicholas Petit-Frere** became the 20th and 21st rookies for the Titans since 1999 to start the season opener. Since head coach **Mike Vrabel** arrived in 2018, McCreary and Petit-Frere became the third and fourth rookies to start in Week 1, joining wide receiver **A.J. Brown** (2019) and defensive back **Chris Jackson** (2020).
- Titans rookies accounted for a total of 10 receptions for 132 yards. Fifth-round wide receiver **Kyle Philips** led the team with six catches for 66 yards, while first-rounder **Treyton Burks** had three receptions for 55 yards. Tight end **Chig Okonkwo** added 11 yards on one catch.
- The Titans won the turnover battle with a plus-one ratio. They registered one interception and one fumble recovery on defense and lost a fumble on special teams.
- The Titans won the time-of-possession battle, holding the ball for 31 minutes and 6 seconds.
- The Titans defense kept the Giants off the scoreboard in the first half, marking the second consecutive regular-season game the unit accomplished the feat, including the 2021 season finale at Houston. Additionally, for the fifth time in their last six regular-season games, the Titans did not allow their opponents to score a touchdown in the first half.
- The Titans totaled five sacks, including one by outside linebacker **Bud Dupree**, two by outside linebacker **Rashad Weaver** and two by defensive tackle **Jeffery Simmons**. It was the most by the defense in the regular season since a five-sack performance at the Los Angeles Rams on Nov. 7, 2021.
- The Titans defense limited the Giants to a pair of third-down conversions on 10 attempts (20.0 percent). It was second-best third-down percentage by the Titans defense since the beginning of the 2021 season and the best performance by the unit since the Steelers converted twice on 11 attempts (18.2 percent) at Pittsburgh on Dec. 19, 2021.

## CB TRE AVERY

- Led the team with three total special teams tackles in his NFL debut.

## K RANDY BULLOCK

- Made field goals in the second quarter of 46 and 23 yards and missed in the fourth quarter from 47 yards. He made each of his extra point attempts.

## WR TREYTON BURKS

- Made his NFL debut and caught three passes for 55 yards. He tied for second place on the team in receptions.
- Since 1970, his 55 receiving yards ranked sixth among Titans/Oilers rookies and first-year players in a Week 1 game.
- Picked up 20 yards and a first down on his first NFL reception in the first quarter. The catch led to a Titans touchdown on the next play.
- Recorded a 27-yard catch in the third quarter.

## S KEVIN BYARD

- Led the team with 12 tackles.



## OLB BUD DUPREE

- Recorded a six-yard sack in the first quarter.
- Registered his fourth career fumble recovery in the second quarter, gaining control of the ball after it was fumbled by **Daniel Jones** on a sack by **Jeffery Simmons**. The takeaway led to a Titans field goal.

## CB KRISTIAN FULTON

- Credited with his first career forced fumble in the fourth quarter when he knocked the ball out of **Saquon Barkley's** hands, but the ball went out of bounds.
- Set a career high and tied for third on the team with six total tackles.

## RB DERRICK HENRY

- Led the team with 21 carries for 82 yards, including an 18-yard run in the second quarter.

## RB DONTRELL HILLIARD

- Totaled three receptions and set career highs with 61 receiving yards and two touchdowns. He added two carries for eight yards.
- Recorded his first career touchdown reception in the first quarter, hauling in a seven-yard pass from **Ryan Tannehill** for the score.
- Recorded his second touchdown reception in the third quarter on a 23-yard pass from Tannehill.
- Became the first Titans running back with two or more touchdown receptions in a game since **DeMarco Murray** had two touchdown catches against the Minnesota Vikings on Sept. 11, 2016.
- Added a 31-yard reception to convert a third down in the second quarter. It was the longest reception of his career.

## S AMANI HOOKER

- Notched an interception in the end zone in the fourth quarter. On a play from Tennessee's eight-yard line, he stepped in front of **Daniel Jones'** pass to **Saquon Barkley** to record his sixth career interception.
- Added four tackles.

## TE AUSTIN HOOPER

- Posted one reception for six yards in his first game with the Titans.



## NOTES FROM LAST WEEK'S GAME

**CB ROGER McCREARY**

- Recorded a start in his NFL debut and posted two tackles.
- He and right tackle **Nicholas Petit-Frere** became the 20th and 21st rookies for the Titans since 1999 to start a season opener. Since head coach **Mike Vrabel** arrived in 2018, McCreary and Petit-Frere became the third and fourth rookies to start in Week 1, joining wide receiver **A.J. Brown** (2019) and defensive back **Chris Jackson** (2020).

**TE CHIG OKONKWO**

- Made his NFL debut and recorded his first career reception in the fourth quarter, picking up 11 yards on a pass from **Ryan Tannehill**.

**T NICHOLAS PETIT-FRERE**

- Recorded a start at right tackle in his NFL debut.
- He and cornerback **Roger McCreary** became the 20th and 21st rookies for the Titans since 1999 to start a season opener. Since head coach **Mike Vrabel** arrived in 2018, Petit-Frere and McCreary became the third and fourth rookies to start in Week 1, joining wide receiver **A.J. Brown** (2019) and defensive back **Chris Jackson** (2020).

**WR KYLE PHILIPS**

- Made his NFL debut and led the team with six receptions and 66 receiving yards. He added four punt returns for 62 yards and a 15.5-yard average.
- Gained 46 yards on the first punt return of his career in the first quarter.
- Registered his first career reception in the third quarter for a gain of 20 yards. He added a 21-yard catch in the fourth quarter.
- Among all Titans/Oilers rookies since 1970, his six receptions tied **Corey Davis** (six receptions against Oakland on Sept. 10, 2017) for the second-best total in a Week 1 game, behind only **Tajae Sharpe's** seven receptions against Minnesota on Sept. 11, 2016. Also since 1970, Philips' 66 receiving yards ranked fifth among franchise rookies in a Week 1 game.

**DT JEFFERY SIMMONS**

- Totaled six tackles, two sacks and one forced fumble.
- Recorded a five-yard sack in the first quarter, taking down Giants quarterback **Daniel Jones**.
- Registered a strip-sack in the second quarter, forcing **Daniel Jones** to fumble on a sack. The ball was recovered by outside linebacker **Bud Dupree**. It was the first strip-sack of Simmons' career and the second forced fumble of his career. The takeaway led to a Titans field goal.



- Registered his third career regular-season game with multiple sacks, in addition to one multi-sack performance in the postseason. He improved his career total to 15.5 sacks.
- Including the 2021 regular-season finale at Houston (one sack on Jan. 9) and the team's postseason game against Cincinnati (three sacks on Jan. 22), Simmons notched a total of six sacks in a three-game period.
- Tackled **Saquon Barkley** for a six-yard loss in the fourth quarter.

**P RYAN STONEHOUSE**

- Made his NFL debut and punted six times for a 57.0-yard gross average and a 46.7-yard net average. He placed three of his punts inside the 20.
- In franchise history, his 57.0-yard gross punting average ranked fifth for a single game (minimum four punts).
- Posted a 66-yard punt early in the fourth quarter. It was the longest punt for the Titans since **Brett Kern** booted a 66-yarder at Denver on Sept. 14, 2020.
- Registered a 54-yard punt on his first career attempt in the first quarter.
- Launched a 62-yard punt in the third quarter to help pin the Giants on their 10-yard line.

**TE GEOFF SWAIM**

- Tied for second on the team with three receptions, totaling 19 yards.

**QB RYAN TANNEHILL**

- Completed 20 of 33 passes for 266 yards and two touchdowns for a 106.4 passer rating.
- Completed a seven-yard touchdown pass to running back **Dontrell Hilliard** in the first quarter. It was the 200th touchdown pass of his career, making him the 47th player in NFL history to reach the plateau. He added a 23-yard touchdown pass to Hilliard in the third quarter.
- By starting his 44th consecutive game with the club, he passed **Steve McNair** for the most consecutive starts in Titans/Oilers history by a quarterback. McNair started 43 consecutive games from 2001 to 2003.
- Extended his career-best streak to 16 consecutive games with at least one passing or rushing touchdown.
- With his 77th and 78th touchdown passes in a Titans uniform, he took possession of fifth place on the franchise's passing touchdowns list. He passed **Marcus Mariota** (76) and now trails only **Warren Moon** (196), **George Blanda** (165), **Steve McNair** (156) and **Dan Pastorini** (96).
- Logged his 26th game for the Titans with a passer rating of at least 100.0. Since Tannehill command as the team's starter in Week 7 of the 2019 campaign, only Green Bay's **Aaron Rodgers** (28) has more games with a 100-plus passer rating than Tannehill.

**OLB RASHAD WEAVER**

- Totaled four tackles and his first two career sacks.
- Recorded his first career sack in the first quarter, dropping **Daniel Jones** for a five-yard loss.
- Notched his second sack in the third quarter, taking down Jones for a two-yard loss on third down to end a Giants drive.

**WR ROBERT WOODS**

- Made his Titans debut and caught one pass for 13 yards in the first quarter.

## SELECT TITANS POSTGAME QUOTES

SATURDAY, SEPT. 11, 2022

**HEAD COACH MIKE VRABEL****How much of a gut punch was this loss for you?**

Anytime you lose it's a gut punch. We put a lot in to it. We got it started how we wanted to. I give them a lot of credit. We went flat and we weren't able to get anything going there in the second half.

**Would you say you went flat emotionally or just in terms of performance?**

It's all. It is everybody. The execution, third down, and they hit some big plays. We weren't able to convert in the red zone and defensively we could not stop the run. That was the number one key to the game and that is why you lose, not because you missed a field goal at the end of the game. It's a lot of things up to that.

**With it normally being a strength, what was it like to not be able to stop the run?**

That is something that we've done a good job of, and this is an unforgiving league. When you don't play your gaps or you don't tackle it's a very unforgiving league, especially with an excellent back.

**On the 65-yard touchdown where the Giants wide receiver Sterling Shepard got behind cornerback Kristian Fulton, was it just a blown coverage?**

You'll have a chance to ask Kristian (Fulton) here in three minutes when I finish.

**Why the issue with the clock in terms of the delay of game penalties?**

The one down in the red zone, clearly that was on me. Those are critical. The team bailed me out. I was just trying to look to make sure that we were in the right formation. Normally I would use a timeout, but we just know how critical those timeouts are. The team bailed us out, and then we needed all the timeouts that we could to put ourselves in position there at the end.

**Hindsight is 20/20 but would you have rather given running back Derrick Henry the football on third-and-one rather than giving it to tight end Chig Okonkwo?**

We go in with a gameplan and there's a short-yardage plan. Some of the stuff that we had prepared for, that was one of the plays. We gave it out to Derrick (Henry) on the Wildcat and that one didn't work either. We just all have to come back, be better, prepare and get ready to go to face Buffalo.

**Where was running back Dontrell Hilliard down the stretch as effective as he was early on?**

He wasn't available just some of the distance. We'll evaluate him and see where he's at tomorrow.

**You have to feel pretty good about some of the things that wide receiver Kyle Philips gave you in this first game.**

Those are all secondary, we expect those guys to play well. We have to take care of the football. A lot of good things along with some of those things that are going to get you beat that we have to eliminate. We've been through that. I give the Giants a ton of credit. They stuck around and made the plays that they needed to make, especially down the stretch.

**Are guard Aaron Brewer's holding calls something to be concerned about?**

I'm not going to even get into that. That's part of the game.

**Why did you call a timeout on the last drive?**

I was just making sure we wanted it on the correct hash and just making sure everybody was on the same page. We felt good about having 18 seconds. That was something that we'd worked where you could reasonably center the football and put it on the hash that you want and then get back to the line to clock it. We've worked those numerous times. If it gets below that you run the risk of a pile up or the ball getting kicked around or crazy things. I thought we handled that situation well.

**Was everything good operationally on the kick?**

Just like everything else, if it's a bad play then everybody is included. Randy Bullock has made a bunch of kicks for us, and he'll continue to make a bunch of big kicks for us.

**What do you think led to having such a bad day stopping the run?**

A good player, poor defense, and poor gap integrity. A couple of times it was edge, sometimes it was inside tackling. We'll have to really reevaluate what we're doing. Give them credit. They were able to run football which was the number one key for us on defense.

**QUARTERBACK RYAN TANNEHILL****What are your thoughts? You dominated during parts but couldn't really put them away.**

Yeah, we just gave up some opportunities out there. We didn't make some plays that were there. You've got to play a full game. I don't think we finished the way, obviously, that we wanted to. We didn't move the ball effectively enough throughout the game. And like you said, we had spurts where we did some good things. We've just got to be more consistent.

**What was your angle on the kick? And did you think it was good at the start, and maybe how deflating was it when you saw it sail left?**

Yeah, I couldn't really see the angle on it when it came off his foot. I have a lot of faith in Randy (Bullock) and know that he's going to be able to make the next one, so this doesn't change my belief in him or our team's belief in him. He's made a lot of kicks for us in the past. He's going to continue to do that.

**Was there any desperation any point in that drive? Or did you guys feel like you were doing exactly what you wanted to do?**

No, I don't think there was any desperation at all. I felt great. I felt like we had some opportunities there. We were steady gaining some yards and had some opportunities to complete a pass there to Kyle (Philips), one he got held on and the other we were able to hit. I felt in control and felt like they were up there trying to ease up a little bit where we were able to have answers and gain yards on those situations, and unfortunately we just didn't finish them.

**Frustrating not be able to build on the lead when you're up 13-nothing?**

Yeah, no doubt. Coming into the half, we felt like we left some meat on the bone and didn't score once we were in the red zone and expected to come out and be able to score more points than we did in the second half. Regardless of the opponent, that's just our mentality – that we should be able to score more points than we did in the second half. So, we've got to get a lot of things cleaned up and looking forward to another opportunity next week.

**Top targets Kyle (Philips) and Treyton (Burks) both getting the majority of the target share, what was going right in that sense of the game where you felt comfortable going to Kyle so often especially late when you guys kind of had your backs against the wall?**

Kyle (Philips)'s made a bunch of plays for me this training camp. We built up that relationship and he's shown that he can win consistently in practice, so that translates over to the game. He gets put into that situation, man-to-man coverage, he wins in practice, so I expect him to win in a game situation. We come in, we had some plays that we wanted to try to get him down the field on and he was able to make some of those plays for us. So, some more opportunity where I thought we had some shots down the field, we weren't able to connect. We just look forward to continue to try to take advantage of those situations.

**Was (Dontrell) Hilliard as much a factor in the passing game as you expected coming into the season he can be?**

Yeah, we built up a lot of confidence in Dontrell (Hilliard) over last season when he joined us and we had the whole spring so we were able to move around a little bit. He showed up big for us today, one down or two down in the red zone. But he does a good job for us on third downs, and he has some natural feel and ability to be able to get himself open.

**Was there anything in particular you guys gameplanned for this week that you weren't able to do in the game? Or was it just a matter of inconsistency?**

No, I think we had a good gameplan coming in. I felt really confident about it. I feel like we had opportunities for some of the stuff that we were trying to hit, just inconsistent and didn't take advantage of some of those opportunities when they arose. You don't get (inaudible) in this league if you don't take advantage of the plays whenever you get the opportunity, you're



## SELECT TITANS POSTGAME QUOTES

going to come up short a lot of the time.

**What went into using that final timeout when you guys did? It seems like maybe you could have used it a couple of seconds later?**

We were just trying to get the ball on the right hash there. The timeout wasn't really a factor. Just trying to be able to move with the ball with the right hash, we were able to clock it, so it ended up being the same type of situation.

**Did you think about holding the timeout to try and make the kick a little bit closer? Was that a discussion that went on at all? Or was the priority the hash mark there?**

You have to ask Vrabel (Mike Vrabel) about that. That's the information I got, so that's what we went with.

**Might it have helped if you have gotten some play in preseason or that you felt that made no difference or not?**

I feel like it made absolutely no difference. I felt really confident going out there today. And from the start of the game, I felt like I was seeing things clearly and putting the ball where I wanted to. So, I don't think that was a factor.

**This was one of the more balanced pass attacks that I've seen from you guys. Is it different when you don't have that dominant, top number one? As opposed to now where you have a group of solid pass catchers?**

Yeah, we've got a good group of guys. I think over the course of training camp we kind of built that trust across the room and it's going to take all those guys making plays. It's going to be some games where one guy gets a few more targets than the other guys, but over the course of this season that's going to shift and ebb and flow depending on the game. So, we're going to need all those guys in that room to come out big for us at different times this year.

**It's a long season, but as much time as you spend thinking about this game, how terrible does 0-1 feel?**

Losing sucks no matter when it happens. I never want to start off the season on the wrong foot, especially at home in front of your own fans. You've got to turn the page quickly though. It's a long season. It's just one game and we've got to keep that mentality to be able to take a real look at what happened, get it fixed quickly and turn the page and get ready to go for next week.

## **RUNNING BACK DERRICK HENRY**

**Derrick, how tough is this a way to start a season?**

It's tough. We didn't play good enough. They were the better team. That's why they won. We didn't play up to our standard and let them hang around and capitalize off of it. We've got to play better on all three phases. It just wasn't good enough and to our standard.

**Didn't feel like it should be more than 13-0 at the half, you guys seemingly controlled the game on both sides of the ball?**

Yeah, definitely and then we got in the red zone and couldn't score. So, I know we've got to be better as a whole on offense. We know that we get in the red zone, we've got to put it in there, got to score touchdowns, and Coach (Vrabel) put heavy emphasis on that. And we didn't do that. So, we don't hit some of the keys that you want that you think that can help you impact the game and win the game. And that's what happens. And we didn't take advantage of being in the red zone.

**What happened on the Wildcat play?**

I took my eye off the ball, should have secured the ball first and then make my read and hit the hole, but got too excited and dropped the ball. No excuses. Got to be better and continue to work on that and try to get better at it.

**It seemed like they were able to get to you a lot of times they got on the line of scrimmage. Anything in particular happening that was allowing them to do that?**

We just have to be better in the run game, all 11 of us, and we all know that. And just continue to work on it. It wasn't good today, wasn't good enough for us to win a game and for us to have the explosive runs and want to play the style of football that we play. We know it wasn't good enough. No excuses



and we've just got to be better next week.

**Were you physically - how you feeling after you actually going into a full game?**

Oh yeah, I felt good. Wish the result would be better. Wish (I was) saying different things. But this is one game. I don't think it defines us that we could have played better and should've been better in a game we got to slip by. But you've just got to let it motivate you, make corrections tomorrow and get ready for the week coming up.

**How big is this week coming up with Buffalo, you have no time to fret over this one I guess with a big game coming up next Monday night?**

Well, like I said, tomorrow make corrections on the film. I'm definitely going to put heavy emphasis on myself and see the things I did and things I can get better at. And then I know we'll do it as a whole. We watch film and be honest with each other, and what we need to get better at. Like you said we've got a tough game with Buffalo and then start getting prepared for that and move on.

**What's the approach in the locker room from leaders on the team when you're coming off the loss like this and you're looking down the barrel of a big game like you guys have come off this week what do you guys say to some of the guys on this team to get them to the place they need to be able to compete at a higher level?**

Yeah, as leaders you just want to make sure everybody rallies together. Stay with it, and we let one slip away. Stuff happens and so you can't get down on yourself and you've got to come back this week and be positive. Make the corrections and hold each other accountable and get ready to go.

**You still have a good amount of time in the locker room. Was that kind of like to get together and just plan how you spring forward for the week?**

There's conversation about the game and what we need to do to try to be better, and just having a conversation about us as a team and some of the things that happened in the game. And I'm sure we will have more conversations. We'll get in tomorrow probably what we need to do as units and as a team to be better.

**What do you see from Dontrell (Hilliard)?**

Yeah, he did a great job on one-on-one matchups. He's been winning all camp. He got in the game and he did the same thing. So, he made some big plays when we needed them, and I am happy for him

**Derrick, this team seems to take a loss, and a tough loss and rebound and play well the next week. How does this team seem to do that so consistently on the games when you do lose?**

It's a long season and stuff like this happens, and you don't want it to happen. And it's like you said, it's another game the next week. We've got Buffalo. You've got to have a short memory on what happened, but make the corrections, be better and improve. Hold each other accountable individually and as a team.

## SELECT TITANS POSTGAME QUOTES

### On the kick, expected to go in and then it went left?

Like Coach (Vrabel) said, we shouldn't even be in that situation. I feel like we had plenty of opportunities to win the game and it's not Randy (Bullock)'s fault. We are going to rally behind Randy. He's an efficient kicker. He's a great kicker and stuff like that happens. But we should have not left it in Randy's hands. I feel like we should have done what we needed to do on our end to be able to win this game.

### OUTSIDE LINEBACKER BUD DUPREE

#### (inaudible)

We've just got to make plays when we've got to make plays. Continue to play better in those situations, and this won't occur. When adversity hits, we've got to continue to push and push along the way. They're an NFL team too. We've got to know when they keep throwing and keep throwing, eventually (they) are going to come out with a play. So we've got to be prepared for that. Just knowing the situational opportunities.

### Obviously, you gear up to stop a guy like (Saquon) Barkley all week long, and he's able to make the plays he was able to make today. What adjustments did they make in the second half offensively to kind of move the ball a little bit?

Hats off to them for executing their plays. We had the opportunities to make the plays and to make the stops, but we didn't. So, there's something for us to go into the film room and continue to progress.

### Randy (Bullock) lines up for the field goal. What were you thinking at that time? Are you thinking he's going to he's going to put it through?

Yeah, Randy (Bullock) is a solid guy. He makes a lot of big-time kicks all the time. Great player. Things happen. This game is not on him. We had an opportunity to make a stop and we didn't.

### How tough was (Daniel) Jones? Seemed like he hung in there. You guys hit him a lot, knocked him around a lot, but he kind of stood in there and was able to make some plays.

Yeah, he continued. He's a tough cat. He continues and continues to play hard every opportunity he gets to go out there and perform. Even when you think you've got inside a player like that and contained, he's always trying to make a play. So, it's on us. We should have come out and stopped them a little more.

### RUNNING BACK DONTRELL HILLIARD

### Obviously, individually with two touchdown catches, how disappointing is it that you guys weren't able to finish off today?

We just have to come back and pull everything, come together as a unit and just finish the game. You can't get too lackadaisical. Just finish our plays. It's the NFL, so guys are going to play and you've got to hold everybody accountable.

### What do you think happened offensively in that second half where they kind of slowed you guys down?

We've just got to finish. That's our biggest thing and that's what we're going to hone in on for next week. Take everything one step at a time, one day at a time, to get better.

### Your two touchdown catches. Was that kind of the plan coming in, to get you more involved in the passing game this week?

At the end of the day, it doesn't matter because we lost. We've got to hold ourselves accountable and just go out and play ball.

### Randy (Bullock) lines up for the kick. What were you thinking at that time? Were you thinking when Randy lines up for the kick, he was going to make it?

At the end of day, like I said, we try to do our best and we've got to do better at what we're doing. So we rally behind him, and at the end of the day that's our guy. That's who we depend on.

### KICKER RANDY BULLOCK

### How does your team kind of like, build you up, after something like a missed kick happens?

I think everybody is saying, 'You've made a lot of kicks here and you'll continue to.' I feel the same way. This will hurt today and we'll move forward to Buffalo and get back on track.

### How do you guys use this as motivation going forward into Buffalo?

I don't know if we need any more motivation. You've got to win every week, so we're here to do our jobs and to perform at a high level, and win at all costs.

### How confident were you about the right spot?

Yeah, I felt great about going into it. Unfortunately, it didn't go through. But I've had a really strong offseason, training camp, preseason, everything. This one kick isn't going to define me. I'm going to come to work and be ready to go and on to Buffalo.

### Can you talk through it? Was the operation smooth so far?

I didn't start enough, far enough right. There's a little right to left, when I got through it. Hit it hard, and it just kind of moved on me.

### WIDE RECEIVER KYLE PHILIPS

### You ran a great route to set up the field goal at the end there. What can you take them through that play?

Just had a corner route. They went to man and I ran the route. Ryan (Tannehill) threw me a really good ball. I was able to come down with it.

### So you were trying to stay out there, and just what was the flow like, with that and just continue to build that with (Ryan) Tannehill?

It felt good. Got some catches in and there's a few I left out there, so I'm a little disappointed in that. You go and watch the film and see what we can fix, and just move on from there.

### Randy (Bullock) lines up for the field goal. Are you guys on the sideline, thinking that he's going to put it through?

We always have got confidence in everyone on our team, whatever their job is. So, definitely.

### TACKLE TAYLOR LEWAN

#### (on the loss)

Well, we'll have to watch the film. Obviously, they ended up scoring more points than we did. So, not trying to be that guy, but we come out, we run the first play at the half, we get five or six yards. And then it's just quite unfortunate things. The good thing is, in this (locker) room, when we when we lose, everybody's pointing to themselves saying, 'I could've done this, but I could've done this better.' So, there's a lot to learn from this game. A lot to learn from a huge, missed opportunity, right? We've just got to be better. You can't have that.

### Did they (Giants) do anything different defensively, in the second half?

I think they started adding the front more. But other than that, I don't know. They run pressure, but that's what Wink (Don Martindale) does. Wink runs a lot of pressure. I don't know what it was. We had to be efficient on first, second and third down.

### Like you said, you guys were flat after halftime. I think you guys would think that you're better than being able to come out like that.

Yeah, I think historically, in the last five or six years it hasn't been us. Usually we're a second half team that really puts it down, and runs off the ball and finishes, and finishes long drives. Those hard drives, those 12 to 15-play drives. Well, for whatever reason, there's not a specific play. That's the thing. It wasn't like we won last year. It was like that, and that, and that. It's just a lot of unfortunate things we've got to own up to from an accountability standpoint. All of us. And figure out how we can get better, because we've got a Monday Night Football game next week.



## MONDAY NIGHT HISTORY

The Titans play on Monday Night Football this week for the 44th time in franchise history. The team enters the game with an all-time record of 25-18 on the Monday primetime stage.

**Mike Vrabel** is 3-1 as a head coach on Monday Night Football, while quarterback **Ryan Tannehill** is 3-3 (2-0 with the Titans).

In the franchise's "Titans era" (since 1999), the Titans are 14-7 on Monday night, including wins on eight of the last 10 occasions.



### All-time Monday night games in Oilers/Titans history:

Year	Date	Opponent	Score	Result
1970	Dec. 7	CLEVELAND (ABC)	10-21	L
1972	Oct. 9	OAKLAND (ABC)	0-34	L
1975	Nov. 24	PITTSBURGH (ABC)	9-32	L
1976	Nov. 1	at Baltimore (ABC)	14-38	L
1978	Oct. 23	at Pittsburgh (ABC)	24-17	W
1978	Nov. 20	MIAMI (ABC)	35-30	W
1979	Nov. 5	at Miami (ABC)	9-6	W
1979	Dec. 10	PITTSBURGH (ABC)	20-17	W
1980	Sept. 15	at Cleveland (ABC)	16-7	W
1980	Nov. 10	NEW ENGLAND (ABC)	38-34	W
1981	Oct. 26	at Pittsburgh (ABC)	13-26	L
1982	Dec. 13	DALLAS (ABC)	7-37	L
1988	Nov. 7	CLEVELAND (ABC)	24-17	W
1989	Nov. 13	CINCINNATI (ABC)	26-24	W
1990	Nov. 26	BUFFALO (ABC)	27-24	W
1991	Sept. 16	KANSAS CITY (ABC)	17-7	W
1991	Dec. 2	PHILADELPHIA (ABC)	6-13	L
1992	Dec. 7	CHICAGO (ABC)	24-7	W
1993	Oct. 11	at Buffalo (ABC)	7-35	L
1994	Oct. 3	at Pittsburgh (ABC)	14-30	L
1994	Oct. 24	at Philadelphia (ABC)	6-21	L
1994	Nov. 21	N.Y. GIANTS (ABC)	10-13	L
2000	Oct. 16	JACKSONVILLE (ABC)	27-13	W
2000	Oct. 30	at Washington (ABC)	27-21	W
2000	Dec. 25	DALLAS (ABC)	31-0	W
2001	Oct. 29	at Pittsburgh (ABC)	7-34	L
2001	Nov. 12	BALTIMORE (ABC)	10-16	L
2002	Dec. 16	NEW ENGLAND (ABC)	24-7	W
2003	Dec. 1	at New York Jets (ABC)	17-24	L
2004	Oct. 11	at Green Bay (ABC)	48-27	W
2004	Dec. 13	KANSAS CITY (ABC)	38-49	L
2007	Sept. 24	at New Orleans (ESPN)	31-14	W
2007	Nov. 19	at Denver (ESPN)	20-34	L
2008	Oct. 27	INDIANAPOLIS (ESPN)	31-21	W
2009	Nov. 23	at Houston (ESPN)	20-17	W
2010	Oct. 18	at Jacksonville (ESPN)	30-3	W
2012	Dec. 17	N.Y. JETS (ESPN)	14-10	W
2014	Nov. 17	PITTSBURGH (ESPN)	24-27	L
2017	Oct. 16	INDIANAPOLIS (ESPN)	36-22	W
2018	Nov. 5	at Dallas (ESPN)	28-14	W
2020	Sept. 14	at Denver (ESPN)	16-14	W
2021	Oct. 18	BUFFALO (ESPN)	34-31	W
2022	Sept. 19	at Buffalo (ESPN)		


All-Time Monday Night Record

25-18

## PRIMETIME GAMES IN THE TITANS ERA

All primetime results in the "Titans era" (since 1999):

Year	Day, Date	Opponent	Score	Result
1999	Sun., Nov. 7	at Miami (ESPN)	0-17	L
1999	Thurs., Dec. 9	OAKLAND (ESPN)	21-14	W
2000	Sun., Sept. 3	at Buffalo (ESPN)	13-16	L
2000	Mon., Oct. 16	JACKSONVILLE (ABC)	27-13	W
2000	Mon., Oct. 30	at Washington (ABC)	27-21	W
2000	Mon, Dec. 25	DALLAS (ABC)	31-0	W
2001	Sun, Sept. 9	MIAMI (ESPN)	23-31	L
2001	Mon., Oct. 29	at Pittsburgh (ABC)	7-34	L
2001	Mon., Nov. 12	BALTIMORE (ABC)	10-16	L
2001	Sat., Dec. 22	at Oakland (ABC)	13-10	W
2002	Mon., Dec. 16	NEW ENGLAND (ABC)	24-7	W
2003	Sun., Sept. 7	OAKLAND (ESPN)	25-20	W
2003	Mon., Dec. 1	at New York Jets (ABC)	17-24	L
2004	Mon., Oct. 11	at Green Bay (ABC)	48-27	W
2004	Mon., Dec. 13	KANSAS CITY (ABC)	38-49	L
2004	Sat., Dec. 25	DENVER (ESPN)	16-37	L
2007	Mon., Sept. 24	at New Orleans (ESPN)	31-14	W
2007	Mon., Nov. 19	at Denver (ESPN)	20-34	L
2007	Sun., Dec. 30	at Indianapolis (NBC)	16-10	W
2008	Mon., Oct. 27	INDIANAPOLIS (ESPN)	31-21	W
2009	Thurs., Sept. 10	at Pittsburgh (NBC)	10-13	L (OT)
2009	Sun., Oct. 11	INDIANAPOLIS (NBC)	9-31	L
2009	Mon., Nov. 23	at Houston (ESPN)	20-17	W
2009	Fri., Dec. 25	SAN DIEGO (NFLN)	17-42	L
2010	Mon., Oct. 18	at Jacksonville (ESPN)	30-3	W
2010	Thur., Dec. 9	INDIANAPOLIS (NFLN)	28-30	L
2012	Thur., Oct. 11	PITTSBURGH (NFLN)	26-23	W
2012	Mon., Dec. 17	N.Y. JETS (ESPN)	14-10	W
2013	Thur., Nov. 14	INDIANAPOLIS (NFLN)	27-30	L
2014	Mon., Nov. 17	PITTSBURGH (ESPN)	24-27	L
2014	Thur., Dec. 18	at Jacksonville (NFLN)	13-21	L
2015	Thur., Nov. 19	at Jacksonville (NFLN)	13-19	L
2016	Thur., Oct. 27	JACKSONVILLE (NFLN)	36-22	W
2017	Mon., Oct. 16	INDIANAPOLIS (ESPN)	36-22	W
2017	Thur., Nov. 16	at Pittsburgh (NBC/NFLN)	17-40	L
2018	Mon., Nov. 5	at Dallas (ESPN)	28-14	W
2018	Mon., Nov. 26	at Houston (ESPN)	17-34	L
2018	Thur., Dec. 6	JACKSONVILLE (FOX/NFLN)	30-9	W
2018	Sun., Dec. 30	INDIANAPOLIS (NBC)	17-33	L
2019	Thur., Sept. 19	at Jacksonville (NFLN)	7-20	L
2020	Mon., Sept. 14	at Denver (ESPN)	16-14	W
2020	Tues., Oct. 13	BUFFALO (CBS)	42-16	W
2020	Thur., Nov. 12	INDIANAPOLIS (FOX/NFLN)	17-34	L
2020	Sun., Dec. 27	at Green Bay (NBC)	14-40	L
2021	Mon., Oct. 18	BUFFALO (ESPN)	34-31	W
2021	Sun., Nov. 7	at Los Angeles Rams (NBC)	28-16	W
2021	Thur., Dec. 23	SAN FRANCISCO (NFLN)	20-17	W
2022	Mon., Sept. 19	at Buffalo (ESPN)		
2022	Sun., Nov. 6	at Kansas City (NBC)		
2022	Thur., Nov. 17	at Green Bay (Prime Video)		
2022	Thur., Dec. 29	DALLAS (Prime Video)		



## FRANCHISE PRIMETIME SUMMARY

All-time, the Titans are 46-42 in primetime telecasts, which includes regular season games played on Monday, Tuesday, Thursday, Friday, Saturday and Sunday evenings.

This week's game is the first of four scheduled primetime appearances for the Titans in 2022. They also play at Kansas City on Sunday night, Nov. 6; at Green Bay on Thursday night, Nov. 17; and host Dallas on Thursday night, Dec. 29.

## Franchise history in primetime games:

Day	Overall	Pct.	Home	Road
Monday Night	25-18	.581	15-9	10-9
Tuesday Night	1-0	1.000	1-0	0-0
Thursday Night	7-10	.412	7-4	0-6
Friday Night	0-1	.000	0-1	0-0
Saturday Night	1-2	.333	0-2	1-0
Sunday Night	12-11	.522	8-5	4-6
<b>Totals</b>	<b>46-42</b>	<b>.523</b>	<b>31-21</b>	<b>15-21</b>

## TOP PRIMETIME PERFORMANCES, 1999-2022

Below are the Titans' top individual statistical performances in primetime games during the "Titans era" (1999-present):

## PASSING

Passing	Stat	Player	Opp	Night	Date
Passing Yards	426	Billy Volek	KC	Mon	12/13/04
	306	Marcus Mariota	Ind	Mon	10/16/17
Passing Attempts	48	Steve McNair	Bal	Mon	11/12/01
	44	Matt Hasselbeck	Pit	Thu	10/11/12
Pass Completions	29	Ryan Tannehill	Den	Mon	9/14/20
	29	Billy Volek	KC	Mon	12/13/04
Passing TDs	4	Billy Volek	KC	Mon	12/13/04
	3	(Twice, last by Ryan Tannehill vs. Buffalo, Tues., 10/13/20)			
Passer Rating	148.1	Marcus Mariota	Jax	Thu	10/27/16
	147.7	Marcus Mariota	Hou	Mon	11/26/18

## RUSHING

Passing	Stat	Player	Opp	Night	Date
Rushing Yards	238	Derrick Henry	Jax	Thu	12/6/18
	199	Eddie George	Oak	Thu	12/9/99
Rush Attempts	31	Derrick Henry	Den	Mon	9/14/20
	31	Eddie George	NE	Mon	12/16/02
Rushing TDs	4	Derrick Henry	Jax	Thu	12/6/18
	3	Derrick Henry	Buf	Mon	10/18/21

## RECEIVING

Passing	Stat	Player	Opp	Night	Date
Receptions	12	Drew Bennett	KC	Mon	12/13/04
	12	Derrick Mason	Bal	Mon	11/12/01
Receiving Yards	233	Drew Bennett	KC	Mon	12/13/04
	145	A.J. Brown	SF	Thu	12/23/21
Receiving TDs	3	Drew Bennett	KC	Mon	12/13/04
	2	(Twice, last by Jonnu Smith vs. Buf., Tues., 10/13/20)			

## DEFENSE

Passing	Stat	Player	Opp	Night	Date
Sacks	3.0	Jeffery Simmons	@LAR	Sun	11/7/21
	2.5	Henry Ford	@Mia	Sun	11/7/99
Interceptions	3	Keith Bulluck	@NO	Mon	9/24/07
	2	(six times, last by Malcolm Butler vs. Buf., Tues., 10/13/20)			

## KEY NUMBERS

5

Total sacks in Week 1 by the Titans defense. It was the most by the defense in the regular season since a five-sack performance at the Los Angeles Rams on Nov. 7, 2021.

6

Total sacks by defensive tackle **Jeffery Simmons** in his last three combined regular season and postseason games.

6

Consecutive winning seasons for the Titans from 2016 to 2021—every season since executive vice president/general manager **Jon Robinson** joined the team. It is the second-longest such streak in franchise history trailing only the Oilers' seven consecutive winning records from 1987 through 1993. The Titans and Kansas City Chiefs were the only teams to post winning seasons every year from 2016 to 2021.

7

Titans victories from 2018 to 2021 after trailing by seven or more points in the fourth quarter, which was the most in the NFL.

8

Wins by the Titans in their last 10 Monday Night Football games entering this week's game at Buffalo.

8

Rookies who made their NFL debuts in Week 1 against the Giants.

23

Interceptions from 2017 to 2022 by Titans safety **Kevin Byard**, who ranks first among safeties and third in the NFL in that time period behind **Xavien Howard** (27) and **J.C. Jackson** (25).

43

Total wins, including playoffs, by **Mike Vrabel** as a head coach. He needs one more win to tie **Jack Pardee** (44-35) for the third-highest win total in franchise history.

44

Consecutive starts by **Ryan Tannehill**, who set the franchise record for consecutive starts by a quarterback in Week 1.

71.1

Touchdown percentage of the Titans offense in the red zone since 2019. They lead the NFL during that time period.

104

Career games played for the Titans by left tackle **Taylor Lewan**, who has more games with the team than any other player on the current roster.

201

Career touchdown passes by **Ryan Tannehill**, who in Week 1 became the 47th player in NFL history to reach 200 touchdown passes.

6,879

Career rushing yards by **Derrick Henry**, who ranks fourth in franchise history.

7,090

Career receiving yards by **Robert Woods**, who ranks 13th among all active players.



## WHAT TO LOOK FOR IN 2022

### WHAT TO LOOK FOR – TEAM

- The Titans have had a winning record each season since 2016, when general manager **Jon Robinson** arrived in Tennessee. The Titans went 9-7 each year from 2016 to 2019, achieved an 11-5 finish in 2020, and then earned a 12-5 mark in 2021. A seventh consecutive season above .500 would tie the franchise's all-time best streak. The only previous stretch in which the club achieved seven straight winning records was 1987 to 1993.
- The Titans can earn their fourth consecutive playoff berth. It would be the organization's first time doing so since a franchise-record seven consecutive playoff appearances from 1987 to 1993.
- The Titans can earn their third consecutive division title. The only other three-year streak of division titles in franchise annals was when the Oilers won the AFL Eastern division each season from 1960 to 1962.
- A third consecutive season with 11 or more wins would mark the first time in franchise history the team has accomplished such a streak.
- The Titans can log their fourth consecutive season with at least five road victories, which would be the longest such streak in franchise history (1978–1980 and 1998–2000).
- Entering 2022 with a record of 107-78 in regular season games at Nissan Stadium, the Titans need six wins at home to match the 113 wins the franchise had in regular season contests at the Astrodome (113-103-2). Seven home wins would give the franchise more victories at Nissan Stadium (114) than any other single venue.

### GM JON ROBINSON

- Can oversee a winning season for the seventh consecutive season since joining the Titans in 2016. He already is the only general manager in franchise history to oversee six total seasons above the .500 mark.
- Can join **Mike Holovak** (1989–1993) as the only two general managers in franchise history to oversee five or more playoff seasons.

### HEAD COACH MIKE VRABEL

- With a winning record in 2022, **Mike Vrabel** would become the only head coach in franchise history to begin his tenure with at least five consecutive winning seasons. Vrabel and **Jack Pardee** are the organization's only head coaches with as many as three such seasons to begin their tenures.
- Can join **Jeff Fisher** (six) and **Jack Pardee** (four) as the only head coaches to lead the franchise to at least four playoff appearances.

### S KEVIN BYARD

- Needs one interception in 2022 (23 interceptions entering the season) to tie **Zeke Moore** (24) for 10th place on the all-time franchise interception list.
- Needs two interceptions to tie **Michael Griffin** and **Ken Houston** (25) for eighth place all-time for the franchise.
- Needs three interceptions to tie **Mike Reinfeldt** (26) for seventh all-time for the franchise and pass **Michael Griffin** (25) for the most interceptions for the franchise in its "Titans era" (1999–present).
- Can lead the team in interceptions for the fifth time, which would tie **Darryll Lewis'** franchise record (1994-98).
- Can become the first player to lead the team in tackles for three consecutive seasons since **Keith Bulluck** (2002-06).

### RB DERRICK HENRY

- Needs 2,000 rushing yards to become the first player in NFL history to reach the mark in two different seasons.
- Needs 1,500 rushing yards and 15 rushing touchdowns to become the first player in NFL history to reach both marks in three different seasons.
- Needs a pair of 200-yard rushing games to give him seven for his career, which would set the NFL record. He would surpass **O.J. Simpson** and **Adrian Peterson**, who each have six such performances.
- With 65 career rushing touchdowns, he needs nine more to break **Earl Campbell's** career franchise record of 73 rushing touchdowns.
- With 68 total career touchdowns, he needs seven more to break **Eddie George's** career franchise record of 74 total touchdowns.
- Currently at 6,797 career rushing yards, he will pass **Chris Johnson** (7,965) for third place on the franchise's all-time career rushing list with 1,169 more rushing yards.
- Needs 10 rushing touchdowns to become the fifth running back in NFL

history to reach the mark in five consecutive seasons, joining **LaDainian Tomlinson** (nine), **Adrian Peterson** (seven), **Shaun Alexander** (five) and **Michael Turner** (five).

### DT JEFFERY SIMMONS

- Can become the team's only player since 2000 other than **Keith Bulluck** (2003-05) to record at least three sacks and five passes defended in three consecutive seasons.

### QB RYAN TANNEHILL

- Can produce his seventh career season with at least 3,000 passing yards and his third career season with at least 4,000 passing yards.
- Can join **Warren Moon** (1987–1993) as the only starting quarterbacks in franchise history to lead the club to the playoffs in four consecutive seasons.
- Enters 2022 with an active streak of 43 consecutive starts. With a start in the season opener, he will break a tie with **Steve McNair** (43 consecutive starts from 2001 to 2003) for the most consecutive starts in franchise history by a quarterback.
- Needs 3,500 passing yards to tie **Warren Moon** (1989–1991) for the most seasons in franchise history with at least 3,500 passing yards. Tannehill reached the mark in each of the past two campaigns.
- Can join Buffalo's **Josh Allen** (2018–2020) as the NFL's only quarterbacks since the 1970 AFL-NFL merger with at least seven rushing touchdowns in three consecutive seasons. He became the first quarterback in franchise history with at least seven rushing touchdowns in back-to-back seasons from 2020 to 2021.
- Can join **George Blanda** (1960-63) as the only players in franchise history to throw at least 20 touchdown passes in four consecutive seasons.
- Can become the first player in franchise history with multiple career seasons with at least 30 touchdown passes.

### WR ROBERT WOODS

- Can record his 10th consecutive season to begin his career with at least 40 receptions. He and **DeAndre Hopkins** are tied for the second-longest such active streak in the NFL with nine seasons, behind only **Emmanuel Sanders** (10).
- Needs five touchdown receptions to join **Jerry Rice** and **Tyreek Hill** as the NFL's only players since 1970 with at least 40 receiving touchdowns and five rushing touchdowns. Woods enters the campaign with 35 career touchdown catches to go along with five rushing touchdowns.



## EVP/GENERAL MANAGER JON ROBINSON

[Video: Jon Robinson discusses the Titans 2022 draft class](#)

[Out of Bounds Podcast: Jon Robinson](#)

[Jim Wyatt: Jon Robinson Tackles the Past, the Present, and What's Next for the Titans](#)

[Family of Titans GM Fights Diabetes With Love and Support, Buoyed by Daughter's Strength](#)

[Video: Titans GM Jon Robinson on Social Justice](#)

[Video: Jaimie Robinson's Work with Diabetes Nonprofit JDRF](#)



**Jon Robinson** was hired as Titans general manager on Jan. 14, 2016 after spending two years as director of player personnel for the Tampa Bay Buccaneers. Nearly one year later, on Jan. 5, 2017, he was promoted to executive vice president/general manager.

The Titans finished with a winning record in each of his first six seasons on the job. They had four consecutive 9-7 records from 2016 to 2019, followed by an 11-5 mark in 2020 and a 12-5 record in 2021. It was the first time the organization produced at least six consecutive winning seasons since a seven-year run of winning records from 1987–1993. The Titans and Kansas City Chiefs were the only NFL teams without a losing season from 2016 to 2021.

Robinson became the first general manager in franchise history with six seasons above the .500 mark, surpassing **Bum Phillips** (1975, 1977–1980) and **Mike Holovak** (1989-93). Robinson's winning records from 2016 to 2021 also eclipsed Holovak for the most consecutive winning seasons by a Titans/Oilers general manager.

The Titans went to the playoffs four times in Robinson's first six seasons with the club: 2017, 2019, 2020 and 2021. The four playoff appearances tied for the third-most in the league during that time, and only Kansas City (six) and the New England Patriots (five) had more. Robinson's four playoff campaigns already place him in the top three in team annals along with Holovak (five) and **Floyd Reese** (four).

Robinson's work helped the team go from three wins in the season prior to his arrival (2015) to a divisional round playoff finish following the 2017 campaign. He became the fifth general manager in franchise history to have the team in the playoffs within his first two full seasons.

Then, in 2019, the team he constructed advanced to the AFC championship game. It was the organization's first appearance in the conference title game in 17 seasons (2002).

In 2020, Robinson and the Titans clinched the 2020 AFC South title with an 11-5 record in the regular season, claiming their best record and first division title since going 13-3 in 2008. They did so while navigating the challenges associated with the COVID-19 pandemic.

In 2021, the Titans won their second consecutive AFC South crown with a 12-5 mark, celebrating the franchise's first back-to-back division championships since the Oilers took the first three AFL Eastern division titles from 1960 to 1962.

Robinson has overseen a nearly complete overhaul of the roster during his tenure. In seven drafts as general manager from 2016 to 2022, he selected 52 total players, and 27 of those players were still with the organization prior to the 2022 regular season (as of Sept. 4, 2022). The only member of the roster who predated Robinson at that time was tackle **Taylor Lewan**. During that same time period, he engineered 33 total trades.

**2022:** After the NFL's new league year began in March 2022, Robinson engineered a trade with the Rams to acquire veteran wide receiver **Robert Woods**, who totaled 570 receptions for 7,077 yards in nine previous seasons in Buffalo and Los Angeles.

Robinson then went to work in the free agent market, highlighted by the addition of two-time Pro Bowl tight end **Austin Hooper**, who played his first four seasons with the Atlanta Falcons before spending a pair of campaigns with the Cleveland Browns.

The Titans also were active in re-signing several of their own key free agents, including center **Ben Jones** and Pro Bowl outside linebacker **Harold Landry III**.

During the first round of the 2022 NFL Draft, the Titans acquired the 18th overall selection and an additional third-rounder from Philadelphia in a trade that sent wide receiver **A.J. Brown** to the Eagles. With the 18th pick, Robinson and the Titans grabbed Arkansas wide receiver **Treyton Burks**.

Robinson would execute two more trades during the draft to end up with nine total players, including Auburn cornerback **Roger McCreary** in the second round.

**2021:** In 2021, the Titans struck several deals with veterans in the initial days of free agency. The incoming players included Pittsburgh Steelers outside linebackers **Bud Dupree** and **Ola Adeniyi**, New Orleans Saints cornerback **Jackrabbit Jenkins**, Indianapolis Colts defensive lineman **Denico Autry** and Baltimore Ravens long snapper **Morgan Cox**. The Titans also re-signed several of their own free agents: tight ends **Anthony Firkser** and **Geoff Swaim** and inside linebacker **Jayon Brown**.

Autry proved to be a key addition for the defense. He appeared in every game in his first season with the club and finished second on the team with nine sacks. His sack total tied his career high, matching the nine sacks he had in 2018 as a member of the Indianapolis Colts.

During the 2021 NFL Draft, Robinson led the selection of eight total players, beginning with Virginia Tech cornerback **Caleb Farley** with the 22nd overall selection in the first round. In the second round, the Titans chose North Dakota State offensive lineman **Dillon Radunz**, followed by Georgia linebacker **Monty Rice** and Washington defensive back **Elijah Molden** in Round 3.

Late in the 2021 campaign, Robinson claimed inside linebacker **Zach Cunningham** off waivers from the division rival Houston Texans. Over three seasons from 2019 to 2021, Cunningham's 392 total tackles were more than every NFL player other than Seattle's **Bobby Wagner** (467) and Chicago's **Roquan Smith** (402).

**2020:** Early in 2020, the Titans reached an agreement on a multi-year contract to keep quarterback **Ryan Tannehill** in Tennessee. The Titans also re-signed tackle **Dennis Kelly**, who would go on to start all 16 games at right tackle.

After initially placing the franchise tag on running back **Derrick Henry**, the Titans and Henry were able to come to an agreement on a multi-year contract extension in July 2020.

Robinson acquired Tannehill for the Titans in a 2019 trade with the Miami Dolphins. In his first three seasons in Tennessee, Tannehill built a 30-13 record as a starting quarterback and became the franchise's first starting quarterback since **Warren Moon** (1987 to 1993) to direct his team to the playoffs in at least three consecutive seasons. He started every game from Week 7 of the 2019 campaign through the end of 2021, and during that time, Tannehill's 102.3 passer rating ranked sixth in the NFL. He became the only quarterback other than Moon (1989–1991) to record multiple seasons with at least 3,500 passing yards with the franchise. Also, Tannehill's 13 total game-winning drives in that span ranked second in the NFL behind only Raiders quarterback **Derek Carr's** 14. In 2019, Tannehill was named to his first Pro Bowl earned the 2019 Associated Press Comeback Player of the Year Award.

After securing his multi-year extension in 2020, Henry produced one of the greatest seasons in NFL history by a running back. He led the NFL in rushing for the second consecutive season with 2,027 rushing yards, which was only the eighth 2,000-yard rushing season in league annals, and also paced the league with 17 rushing touchdowns. He was recognized with the Associated Press Offensive Player of the Year Award.



Henry, a second-round pick by Robinson in 2016, led the Titans in rushing every season from 2017 through 2021, during which time he also led the NFL with 6,307 total rushing yards. In 2019, he won his first of two consecutive NFL rushing crowns with 1,540 yards and tied for the NFL lead with 16 rushing touchdowns.

In the 2020 NFL Draft, the Titans had six total picks, including Louisiana State cornerback **Kristian Fulton** in the second round (61st overall). Fulton emerged as a full-time starter in 2021 and tied for 11th place in the NFL with a team-high 14 passes defended.

**2019:** Near the beginning of the 2019 free agent signing period, Robinson worked quickly to add several veterans from other teams who played key roles, including Tannehill and former Rams guard **Rodger Saffold**. Robinson also worked to re-sign safety **Kenny Vaccaro** and punter **Brett Kern**.

Then, in the 2019 NFL Draft, Robinson directed the selection of six total players, including Mississippi State defensive lineman **Jeffery Simmons** in the first round (19th overall), Ole Miss wide receiver **A.J. Brown** in the second round (51st overall) and Charlotte offensive lineman **Nate Davis** in the third round (82nd overall).

In his first three seasons, Brown led the Titans in every major receiving category, totaling 185 receptions, 2,995 receiving yards, a 16.2-yard receiving average and 24 touchdown catches. Since 1970, Brown was only the fourth NFL player to reach all of those numbers within his first three seasons, joining **Randy Moss**, **Jerry Rice** and **John Jefferson**. He was named to the Pro Bowl in 2020 after totaling 70 receptions for 1,075 yards and 11 touchdowns.

Simmons was named to the Pro Bowl in 2021 and added Associated Press second-team All-Pro honors. He ranked sixth in the NFL among defensive tackles with 8.5 sacks, and he set a franchise single-game postseason record with three sacks.

Saffold also earned his first career Pro Bowl berth in 2021, the third consecutive season since he arrived in Tennessee in which the team finished in the top five in rushing.

**2018:** The Titans' 2018 free agent class included Pro Bowl cornerback **Malcolm Butler**. In his three seasons in Tennessee, Butler played in 41 games (36 starts) and totaled nine interceptions. In early August 2018, the Titans signed Vaccaro, who went on to start 42 games over his three seasons with the club.

Robinson's 2018 draft class was comprised of four players after he used multiple trades to go up and get his targets. It included first-round linebacker **Rashaan Evans** from Alabama (22nd overall pick) and second-round outside linebacker **Harold Landry III** from Boston College (41st overall).

From the start of his rookie season through 2021, Landry's 31 total sacks led the Titans, and other than **Jevon Kearse** (37), it was the highest total by a Titans/Oilers player in his first four NFL seasons since individual sacks became an official NFL statistic in 1982. In 2021, Landry was named to his first Pro Bowl after his career-high 12 sacks ranked 10th in the NFL.

**2017:** During the 2017 offseason, Robinson used free agency to address needs on defense and special teams. Most notably, he spearheaded deals for cornerback **Logan Ryan** (New England) and special teams contributor and 2017 Pro Bowler **Brynden Trawick** (Oakland).

In the 2017 NFL Draft, Robinson spent first-round picks on wide receiver **Corey Davis** (fifth overall) and cornerback **Adoree' Jackson** (18th overall). It marked the first time the franchise had a pair of first-round draft selections since 1987. The Titans' 2017 draft haul also featured tight end **Jonnu Smith** in the third round and linebacker **Jayon Brown** in the fifth round.

The 2017 Titans advanced to the playoffs for the first time since 2008. Robinson became the fifth general manager in franchise history to have the team in the postseason within his first two full seasons.

**2016:** In his first year as an NFL general manager, Robinson's leadership and decision-making helped the Titans triple their win total from the previous season, finishing 9-7 in 2016 after a 3-13 finish in 2015. The six-win improvement tied for the most in franchise history (1967 and 1974) and doubled the previous club benchmark for the most wins in the first year under a new general manager (three by **Bum Phillips** in 1975).

Within the first four months at his post, Robinson pulled the trigger on several key personnel decisions. On March 9, 2016, he made his first major acquisition, swapping fourth-round draft picks with the Philadelphia Eagles in exchange for running back **DeMarco Murray**. The trade provided major dividends in 2016, as Murray led the AFC and ranked third in the NFL with 1,287 rushing yards.



*Click to play the latest episode of "Out of Bounds," a new lifestyle and sports podcast from Jaimie Robinson and Abby Flittner.*

Around the same time, Robinson began to work the free agent market. Center **Ben Jones** and wide receiver **Rishard Matthews** highlighted the haul, and both were instrumental in helping to transform the Titans offense into the 11th-ranked unit in the NFL.

Jones became a foundational member of the offensive line. From 2016 to 2021, he was one of only eight offensive linemen to start at least 96 of a possible 97 games. He finished the 2021 campaign with an active streak of 40 consecutive starts, ranking third among centers.

On April 14, 2016, two weeks before the NFL Draft, Robinson and the Titans dealt the first overall pick to the Los Angeles Rams in one of the biggest trades in recent NFL history. The Titans gave up the No. 1 pick and a fourth-rounder in order to receive the 15th overall pick, two second-rounders and a third-rounder in 2016, plus the Rams' first- and third-round picks in 2017. From 1990–2015, there were seven trades involving the No. 1 overall pick, but this was the first since 2004, when the San Diego Chargers selected **Eli Manning** with the first pick and dealt his rights to the New York Giants.

The Titans had their hands at one point or another on 17 selections in the 2016 draft due to five different trades (including one trade in 2015), and in the end, they ended up with a class of 10 players, including four of the top 45 picks. Robinson swung a draft-day trade with the Cleveland Browns to move back up to the eighth slot to choose Michigan State tackle **Jack Conklin**.

All 10 members of Robinson's first draft class played in at least one game in 2016. They accumulated a total of 110 games played and 38 starts, including 16 starts at right tackle by Conklin. The eighth-overall pick capped his successful rookie campaign by being named first-team All-Pro by Associated Press.

Third-round safety **Kevin Byard** has become one of the most successful players at his position in franchise history. He finished the 2021 campaign as a three-time team captain, two-time Pro Bowl selection and a two-time Associated Press first-team All-Pro. Over a five-year period from 2017 through 2021, Byard led all NFL safeties and ranked third in the NFL with 23 interceptions. His career interception total was 11th on the franchise's all-time list and sixth among all Titans/Oilers safeties.

**PRIOR HISTORY:** Robinson arrived in Tennessee with a wide range of experience from working his way up on the personnel side of the NFL. From 2014–2015, he served as director of player personnel for the Buccaneers and oversaw both college and pro departments as the team rebuilt its roster. The 2015 Buccaneers draft class made a significant impact, including four rookie starters: quarterback **Jameis Winston**, tackle **Donovan Smith**, guard **Ali Marpet** and linebacker **Kwon Alexander**.

Prior to joining Tampa Bay, Robinson spent 12 years with the New England Patriots, including his last five years (2009–13) as the director of college scouting. In the five years heading up their college scouting, the Patriots added a number of key components to their roster that won the Super Bowl in 2014, including wide receiver **Julian Edelman**, defensive back **Devin McCourty**, tight end **Rob Gronkowski**, tackle **Nate Solder** and defensive end **Chandler Jones**. He joined the Patriots as an area scout in 2002, a role he served for four seasons. Robinson then spent two years (2006–07) as a regional scout, before being promoted to assistant director of college scouting in 2008 and then director of college scouting in 2009. In his time scouting for the Patriots the team won 10 division titles, four conference titles and two Super Bowls (2003, 2004).

Robinson played three years at Southeast Missouri State as a

defensive lineman after starting his college career at the Air Force Academy. Following his college career as a player, he spent one season (1998) coaching at his alma mater and three years (1999-2001) coaching at Nicholls State.

A native of Union City, Tenn., Robinson and his wife, Jaimie, have two daughters, Taylor and Bailey.

#### **JON ROBINSON'S BACKGROUND:**

**2017-22:** Tennessee Titans - Executive Vice President/General Manager

**2016:** Tennessee Titans - General Manager

**2014-15:** Tampa Bay Buccaneers - Director of Player Personnel

**2009-13:** New England Patriots - Director of College Scouting

**2008:** New England Patriots - Assistant Director of College Scouting

**2006-07:** New England Patriots - Regional Scout

**2002-05:** New England Patriots - Area Scout

**1999-01:** Nicholls State - Assistant Coach

**1998:** Southeast Missouri State - Assistant Coach

## WINNINGEST GMS IN FRANCHISE HISTORY

**Jon Robinson** constructed a roster that produced six consecutive winning seasons in Robinson's first six years on the job, including a 12-5 mark during the 2021 regular season. Prior to 2021, the club went 9-7 in 2016, 2017, 2018 and 2019 with postseason berths following the 2017 and 2019 campaigns. Then, in 2020, the Titans finished the regular season 11-5 and won the team's first division championship since 2008.

Robinson has the most winning seasons of any general manager in franchise history. His career win total ranks behind only **Floyd Reese** (111, including playoffs), and his four playoff seasons, including 2021, are tied with Reese for second place. Only **Mike Holovak** (five) oversaw more postseason qualifiers.

**Franchise general managers, in order of career wins (records include postseason):**

General Manager	Reg. Seasons Above .500	Playoff Seasons	W	L	T	Pct
Floyd Reese (1994-2006)	4	4	111	106	0	.512
<b>Jon Robinson (2016-2021)</b>	<b>6</b>	<b>4</b>	<b>62</b>	<b>43</b>	<b>0</b>	<b>.590</b>
O.A. "Bum" Phillips (1975-1980)	5	3	59	38	0	.608
Mike Holovak (1989-1993)	5	5	52	34	0	.605
Mike Reinfeldt 2007-2011)	3	2	46	36	0	.561
Ladd Herzeg (1981-1988)	2	2	44	80	0	.355
Don Klosterman (1966-1969)	1	1	25	30	3	.457
Don Suman (1961-1962)	2	2	22	7	1	.750
Ruston Webster (2012-2015)	0	0	18	46	0	.281
Carroll Martin (1964-1965)	0	0	8	20	0	.286
Sid Gillman (1973-1974)	0	0	8	20	0	.286
Pop Ivy (1963)	0	0	6	8	0	.429
John Breen (1971-1972)	0	0	5	22	1	.196

*Note: No general manager title was held in 1960 or 1970.*



## TITANS FOOTBALL ADMINISTRATION/ PLAYER PERSONNEL STAFF

Jon Robinson	Executive Vice President/General Manager
Vin Marino	Vice President of Football Administration
Ryan Cowden	Vice President of Player Personnel
Monti Ossenfort	Director of Player Personnel
Brian Gardner	Director of Pro Scouting
Jon Salge	Director of College Scouting
Kevin Turks	Assistant Director of Pro Scouting
Jay Thomas	Personnel Analyst
Mike Boni	National Scout
Dale Thompson	National Scout
Blaise Taylor	Pro Scout
Brandon Taylor	Pro Scout
Casey Callahan	College Scout
Patrick Callaway	College Scout
T.J. Earley	College Scout
Matt Miller	College Scout
Tom Roth	College Scout
Wes Slay	College Scout
Rob Riederer	Pro Scouting Coordinator
Patrick Woo	Scouting Coordinator
Corey Cooper	Scouting Assistant
Mical Johnson	Scouting Assistant
Aaron Sanders	Scouting Assistant
Max Curtis	Executive Assistant to EVP & General Manager/Football Administration Coordinator
Adam Bondi	Lead Developer of Football Technology
Matt Iammarino	Asst. Developer, Analytical Football Research

## SIX CONSECUTIVE WINNING SEASONS

With a winning record secured during the 2021 regular season, the Titans recorded their sixth season with a winning record in six seasons since **Jon Robinson** was hired as general manager.

In the "Titans era" (1999–present), the team never before had as many as three consecutive winning campaigns.

With this year's record, plus their 2020 finish of 11-5 and their 9-7 marks every season from 2016 through 2019, the Titans have built the second-longest active streak of winning seasons in the NFL.

**Most current consecutive winning seasons (through 2021):**

Team	Total	Seasons
1. Kansas City Chiefs	9	2013–2021
<b>2. Tennessee Titans</b>	<b>6</b>	<b>2016–2021</b>
3. Los Angeles Rams	5	2017–2021
New Orleans Saints	5	2017–2021
5. Buffalo Bills	3	2019–2021
Green Bay Packers	3	2019–2021
7. (four tied)	2	



## JON ROBINSON'S DRAFT CLASSES

**Bold** = currently on the Titans roster, practice squad or reserve lists  
 \* = currently on another NFL roster, practice squad or reserve list

## 2022

Rd.	Pick	Player	Pos.	College
1a	18	Treyton Burks	WR	Arkansas
2a	35	Roger McCreary	CB	Auburn
3a	69	Nicholas Petit-Frere	OL	Ohio State
3b	86	Malik Willis	QB	Liberty
4a	131	Hassan Haskins	RB	Michigan
4b	143	Chig Okonkwo	TE	Maryland
5a	163	Kyle Phillips	WR	UCLA
6a	204	Theo Jackson	S	Tennessee
6b	219	Chance Campbell	LB	Mississippi

## 2021

Rd.	Pick	Player	Pos.	College
1	22	Caleb Farley	CB	Virginia Tech
2	53	Dillon Radunz	T	North Dakota State
3	92	Monty Rice	ILB	Georgia
3	100	Elijah Molden	CB	Washington
4	109	Dez Fitzpatrick	WR	Louisville
4	135	Rashad Weaver	OLB	Pittsburgh
6	205	Racey McMath	WR	Louisiana State
6	215	Brady Breeze	S	Oregon

## 2020

Rd.	Pick	Player	Pos.	College
1	29	Isaiah Wilson	T	Georgia
2	61	Kristian Fulton	CB	Louisiana State
3	93	Darrynton Evans *	RB	Appalachian State
5	174	Larrell Murchison	DL	North Carolina State
7	224	Cole McDonald	QB	Hawaii
7	243	Chris Jackson	DB	Marshall

## 2019

Rd.	Pick	Player	Pos.	College
1	19	Jeffery Simmons	DT	Mississippi State
2	51	A.J. Brown *	WR	Mississippi
3	82	Nate Davis	OL	Charlotte
4	116	Amani Hooker	DB	Iowa
5	168	D'Andre Walker	OLB	Georgia
6	188	David Long Jr.	LB	West Virginia

## 2018

Rd.	Pick	Player	Pos.	College
1	22	Rashaan Evans *	LB	Alabama
2	41	Harold Landry III	OLB	Boston College
5	152	Dane Cruikshank *	DB	Arizona
6	199	Luke Falk	QB	Washington State

## 2017

Rd.	Pick	Player	Pos.	College
1	5	Corey Davis *	WR	Western Michigan
1	18	Adoree' Jackson *	CB	Southern California
3	72	Taywan Taylor	WR	Western Kentucky
3	100	Jonnu Smith *	TE	Florida International
5	155	Jayon Brown *	LB	UCLA
6	217	Corey Levin	OL	Chattanooga
7	227	Josh Carraway	OLB	Texas Christian
7	236	Brad Seaton	T	Villanova
7	241	Khalfani Muhammad	RB	California

## 2016

Rd.	Pick	Player	Pos.	College
1	8	Jack Conklin *	T	Michigan State
2	33	Kevin Dodd	OLB	Clemson
2	43	Austin Johnson *	DL	Penn State
2	45	Derrick Henry	RB	Alabama
3	64	Kevin Byard	S	Middle Tennessee St.
5	140	Tajaé Sharpe *	WR	Massachusetts
5	157	LeShaun Sims	CB	Southern Utah
6	193	Sebastian Tretola	G	Arkansas
7	222	Aaron Wallace	OLB	UCLA
7	253	Kalan Reed	CB	Southern Mississippi



The 2022 Titans draft class: (top row, left to right) OL Nicholas Petit-Frere, LB Chance Campbell, QB Malik Willis, RB Hassan Haskins, WR Treyton Burks, (bottom row, left to right) TE Chig Okonkwo, WR Kyle Phillips, S Theo Jackson, CB Roger McCreary

## UNRESTRICTED FREE AGENCY UNDER ROBINSON

## 2022

**Free Agents Signed** **Former Team**

RB Trenton Cannon	San Francisco
TE Austin Hooper	Cleveland
OL Jamarco Jones	Seattle
LB Justin Lawler	L.A. Rams
WR Josh Malone	Green Bay
DB A.J. Moore	Houston
DL DeMarcus Walker	Houston

**Free Agents Lost** **New Team**

WR Cameron Batson	Atlanta
FB Khari Blasingame	Chicago
ILB Jayon Brown	Las Vegas
S Dane Cruikshank	Chicago
ILB Rashaan Evans	Atlanta
TE Anthony Firkser	Atlanta
RB D'Onta Foreman	Carolina
WR Marcus Johnson	San Francisco
RB Jeremy McNichols	Atlanta
DT Kyle Peko	Las Vegas
OL David Quessenberry	Buffalo

## 2021

**Free Agents Signed** **Former Team**

OLB Ola Adeniyi	Pittsburgh
DL Denico Autry	Indianapolis
LB B.J. Bello	L.A. Chargers
WR Fred Brown	Denver
DT Trevon Coley	N.Y. Jets
LS Morgan Cox	Baltimore
T Christian DiLauro	Pittsburgh
OLB Bud Dupree	Pittsburgh
S Matthias Farley	N.Y. Jets
DT Woodrow Hamilton IV	Carolina
DT Bruce Hector	Carolina
RB Brian Hill	Atlanta
CB Jackrabbit Jenkins	New Orleans
CB Kevin Johnson	Cleveland
DT Abry Jones	Jacksonville
CB Chris Jones	Minnesota
T Kendall Lamm	Cleveland
WR Kalija Lipscomb	Green Bay
CB Greg Mabin	Jacksonville
LB Justin March-Lillard	Dallas
CB Kevin Peterson	Arizona
WR Josh Reynolds	L.A. Rams

**Free Agents Lost** **New Team**

OLB Jadeveon Clowney	Cleveland
WR Corey Davis	N.Y. Jets
DE Matt Dickerson	Las Vegas
G/C Jamil Douglas	Buffalo
DT DaQuan Jones	Carolina
DB Joshua Kalu	N.Y. Giants
CB Desmond King	Houston
CB Chris Milton	N.Y. Giants
TE MyCole Pruitt	San Francisco
WR Kalif Raymond	Detroit
TE Jonnu Smith	New England
CB Tye Smith	Minnesota

## 2020

**Free Agents Signed** **Former Team**

OLB Vic Beasley Jr.	Atlanta
DB Ibraheim Campbell	Green Bay
DL Jack Crawford	Atlanta
LB Nick Dzubnar	L.A. Chargers
CB Johnathan Joseph	Houston
RB Senorise Perry	Buffalo
T Ty Sambrailo	Atlanta

**Free Agents Lost** **New Team**

T Jack Conklin	Cleveland
WR Darius Jennings	L.A. Chargers
DL Austin Johnson	N.Y. Giants
QB Marcus Mariota	Las Vegas
CB Logan Ryan	New York Giants

WR Tajaé Sharpe	Minnesota
CB LeShaun Sims	Cincinnati

## 2019

**Free Agents Signed** **Former Team**

DL Frank Herron	New England
TE Ryan Hewitt	Indianapolis
WR Cody Hollister	New England
WR Adam Humphries	Tampa Bay
G Rodger Saffold	L.A. Rams
DL Brent Urban	Baltimore
OLB Cameron Wake	Miami

**Free Agents Lost** **New Team**

TE Luke Stocker	Atlanta
G Quinton Spain	Buffalo

## 2018

**Free Agents Signed** **Former Team**

CB Malcolm Butler	New England
WR Michael Campanaro	Baltimore
LB Will Compton	Washington
QB Blaine Gabbert	Arizona
RB Dion Lewis	New England
S Kendrick Lewis	Baltimore
DL Bennie Logan	Kansas City
G Kevin Pamphile	Tampa Bay
OL Xavier Su'a-Filo	Houston
S Kenny Vaccaro	New Orleans
WR Nick Williams	Atlanta

**Free Agents Lost** **New Team**

DB Curtis Riley	N.Y. Giants
QB Brandon Weeden	Houston
LB Avery Williamson	N.Y. Jets
G/C Brian Schwenke	New England
WR Eric Decker	New England

## 2017

**Free Agents Signed** **Former Team**

LB Daren Bates	Oakland
S Johnathan Cyprien	Jacksonville
WR Eric Decker	N.Y. Jets
CB Demontre Hurst	Chicago
OL Tim Lelito	New Orleans
CB Logan Ryan	New England
S Brynden Trawick	Oakland
OLB Erik Walden	Indianapolis
KR/WR Eric Weems	Atlanta
NT Sylvester Williams	Denver

**Free Agents Lost** **New Team**

T/G Byron Bell	Dallas
CB Valentino Blake	N.Y. Giants
TE Anthony Fasano	Miami
C/G Brian Schwenke	Indianapolis (later re-signed in Tennessee)
LB Sean Spence	Indianapolis
G Chance Warmack	Philadelphia
WR Kendall Wright	Chicago

## 2016

**Free Agents Signed** **Former Team**

CB Brice McCain	Miami
C Ben Jones	Houston
QB Matt Cassel	Dallas
WR Rishard Matthews	Miami
LB Sean Spence	Pittsburgh
CB Valentino Blake	Pittsburgh
S Rashad Johnson	Arizona

**Free Agents Lost** **New Team**

LB Zach Brown	Buffalo
LB Steven Johnson	Pittsburgh
OL Joe Looney	Dallas
CB Coty Sensabaugh	Los Angeles



## TRADES BY JON ROBINSON

2022 TRADES

Trade Date/Teams	Compensation	Overall	Player Selected	Note	
1. March 23, 2022					
Tennessee Receives:	Player:	WR Robert Woods			
L.A. Rams Receive:	Draft Choice:	Round 6, 2023			
2. April 28, 2022 (Draft Day Trade)					
Tennessee Receives:	Draft Choice:	Round 1, 2022	#18	WR Treyton Burks	Pick originally from New Orleans
	Draft Choice:	Round 3, 2022	#101	(TE Jeremy Ruckert)	Pick originally a New Orleans compensatory selection; traded to NY Jets
Philadelphia Receives:	Player:	WR A.J. Brown			
3. April 28, 2022 (Draft Day Trade)					
Tennessee Receives:	Draft Choice:	Round 2, 2022	#35	CB Roger McCreary	Pick originally from Pittsburgh
	Draft Choice:	Round 3, 2022	#69	OL Nicholas Petit-Frere	
	Draft Choice:	Round 5, 2022	#163	WR Kyle Philips	
N.Y. Jets Receive:	Draft Choice:	Round 1, 2022	#26	OLB Jermaine Johnson	Pick originally a New Orleans compensatory selection
	Draft Choice:	Round 3, 2022	#101	TE Jeremy Ruckert	
4. April 29, 2022 (Draft Day Trade)					
Tennessee Receives:	Draft Choice:	Round 3, 2022	#86	QB Malik Willis	Pick traded to Minnesota
Las Vegas Receives:	Draft Choice:	Round 3, 2022	#90	G Dylan Parham	
	Draft Choice:	Round 5, 2022	#169	(RB Ty Chandler)	
5. Aug. 17, 2022					
Tennessee Receives:	Player:	S Tyree Gillespie			Conditional draft choice
Las Vegas Receives:	Draft Choice:	Round 7, 2024			
6. Aug. 24, 2022					
Tennessee Receives:	Player:	DB Ugo Amadi			
	Draft Choice:	Round 7, 2024			
Philadelphia Receives:	Draft Choice:	Round 6, 2024			
7. Aug. 29, 2022					
Tennessee Receives:	Player:	OL Dennis Daley			
	Draft Choice:	Round 7, 2024			
Carolina Receives:	Draft Choice:	Round 5, 2024			

2021 TRADES

Trade Date/Teams	Compensation		Overall	Player Selected	Note
1. March 17, 2021					
Tennessee Receives:	Draft Choice:	Round 7, 2021	#232	(DT Phil Hoskins)	Pick originally from Atlanta; traded to Carolina
Miami Receives:	Player:	T Isaiah Wilson			
	Draft Choice:	Round 7, 2022	#247	QB Skylar Thompson	
2. April 30, 2021 (Draft Day Trade)					
Tennessee Receives:	Draft Choice:	Round 3, 2021	#92	ILB Monty Rice	
	Draft Choice:	Round 4, 2021	#135	OLB Rashad Weaver	
Green Bay Receives:	Draft Choice:	Round 3, 2021	#85	WR Amari Rodgers	
3. May 1, 2021 (Draft Day Trade)					
Tennessee Receives:	Draft Choice:	Round 4, 2021	#109	WR Dez Fitzpatrick	Pick originally from Houston
Carolina Receives:	Draft Choice:	Round 4, 2021	#126	RB Chuba Hubbard	Pick originally from Atlanta through Miami
	Draft Choice:	Round 5, 2021	#166	DB Keith Taylor	
	Draft Choice:	Round 7, 2021	#232	DT Phil Hoskins	
4. June 6, 2021					
Tennessee Receives:	Player:	WR Julio Jones			
	Draft Choice:	Round 6, 2023			
Atlanta Receives:	Draft Choice:	Round 2, 2022	#58	LB Troy Andersen	
	Draft Choice:	Round 4, 2023			Conditional draft choice

2020 TRADES

Trade Date/Teams	Compensation		Overall	Player Selected	Note
1. March 19, 2020					
Tennessee Receives:	Draft Choice:	Round 7, 2020	#237	(CB Thakarius Keyes)	Pick originally from New England; traded to Kansas City
Denver Receives:	Player:	DT Jurrell Casey			

## TRADES BY JON ROBINSON

## 2. April 25, 2020 (Draft Day Trade)

Tennessee Receives:	Draft Choice:	Round 6, 2021	#215	S Brady Breeze	
Kansas City Receives:	Draft Choice:	Round 7, 2020	#237	CB Thakarius Keyes	Pick originally from New England through Denver

## 3. Oct. 14, 2020

Tennessee Receives:	Draft Choice:	Round 6, 2021	#185	(LB Nick Niemann)	Pick traded to L.A. Chargers
Jacksonville Receives:	Draft Choice:	Round 7, 2021	#249	(WR Ben Skowronek)	Pick traded to L.A. Rams
	Player:	OLB Kamalei Correa			

## 4. Nov. 2, 2020

Tennessee Receives:	Player:	CB Desmond King II			
L.A. Chargers Receive:	Draft Choice:	Round 6, 2021	#185	LB Nick Niemann	Pick originally from Jacksonville

## 2019 TRADES

Trade Date/Teams	Compensation	Overall	Player Selected	Note
------------------	--------------	---------	-----------------	------

## 1. March 15, 2019

Tennessee Receives:	Player:	QB Ryan Tannehill			
	Draft Choice:	Round 6, 2019	#188	LB David Long Jr.	
Miami Receives:	Draft Choice:	Round 7, 2019	#233	RB Chandler Cox	
	Draft Choice:	Round 4, 2020	#135	(G Kevin Dotson)	Pick traded to Pittsburgh

## 2. April 27, 2019 (Draft Day Trade)

Tennessee Receives:	Draft Choice:	Round 4, 2019	#116	DB Amani Hooker	Pick originally from Miami through New Orleans
	Draft Choice:	Round 5, 2019	#168	OLB D'Andre Walker	Pick originally from New Orleans
N.Y. Jets Receive:	Draft Choice:	Round 4, 2019	#121	TE Trevon Wesco	
	Draft Choice:	Round 5, 2019	#157	LB Blake Cashman	

## 3. August 29, 2019

Tennessee Receives:	Player:	OLB Reggie Gilbert			
Green Bay Receives:	Draft Choice:	Round 6, 2020	#208	C Jake Hanson	

## 4. August 31, 2019

Tennessee Receives:	Draft Choice:	Round 7, 2020	#224	QB Cole McDonald	
Cleveland Receives:	Player:	WR Taywan Taylor			

## 2018 TRADES

Trade Date/Teams	Compensation	Overall	Player Selected	Note
------------------	--------------	---------	-----------------	------

## 1. April 26, 2018 (Draft Day Trade)

Tennessee Receives:	Draft Choice:	Round 1, 2018	#22	LB Rashaan Evans	Pick originally from Kansas City through Buffalo
	Draft Choice:	Round 6, 2018	#215	(C Bradley Bozeman)	Pick traded back to Baltimore
Baltimore Receives:	Draft Choice:	Round 1, 2018	#25	TE Hayden Hurst	
	Draft Choice:	Round 4, 2018	#125	(DB Avonte Maddox)	Pick traded to Philadelphia

## 2. April 27, 2018 (Draft Day Trade)

Tennessee Receives:	Draft Choice:	Round 2, 2018	#41	OLB Harold Landry III	
Oakland Receives:	Draft Choice:	Round 2, 2018	#57	DT P.J. Hall	
	Draft Choice:	Round 3, 2018	#89	(T Joseph Noteboom)	Pick traded to L.A. Rams

## 3. April 28, 2018 (Draft Day Trade)

Tennessee Receives:	Draft Choice:	Round 5, 2018	#152	DB Dane Cruikshank	
Baltimore Receives:	Draft Choice:	Round 5, 2018	#162	WR Jordan Lasley	
	Draft Choice:	Round 6, 2018	#215	C Bradley Bozeman	Pick originally from Baltimore

## 4. August 28, 2018

Tennessee Receives:	Player:	LB Kamalei Correa			
Baltimore Receives:	Draft Choice:	Round 6, 2019	#191	(DB Marcus Epps)	Pick traded to Minnesota

## 2017 TRADES

Trade Date/Teams	Compensation	Overall	Player Selected	Note
------------------	--------------	---------	-----------------	------

## 1. April 28, 2017 (Draft Day Trade)

Tennessee Receives:	Draft Choice:	Round 3, 2017	#72	WR Taywan Taylor	Pick originally from Carolina
	Draft Choice:	Round 6, 2017	#200	(T Adam Bisnowaty)	Pick traded to N.Y. Giants; originally from Indianapolis
New England Receives:	Draft Choice:	Round 3, 2017	#83	DE Derek Rivers	
	Draft Choice:	Round 4, 2017	#124	(LB Jalen Reeves-Maybin)	Pick traded to Detroit

## 2. April 29, 2017 (Draft Day Trade)

Tennessee Receives:	Draft Choice:	Round 5, 2017	#155	LB Jayon Brown	
Philadelphia Receives:	Draft Choice:	Round 5, 2017	#164	(G Isaac Asiata)	Pick traded to Miami
	Draft Choice:	Round 6, 2017	#214	DT Elijah Qualls	Pick originally from Atlanta



## TRADES BY JON ROBINSON

## 3. April 29, 2017 (Draft Day Trade)

Tennessee Receives:	Draft Choice:	Round 6, 2017	#207	(DB Brandon Wilson)	Pick traded to Cincinnati
	Draft Choice:	Round 7, 2017	#241	RB Khalfani Muhammad	
N.Y. Giants Receive:	Draft Choice:	Round 6, 2017	#200	T Adam Bisnowaty	Pick originally from Indianapolis through New England

## 4. April 29, 2017 (Draft Day Trade)

Tennessee Receives:	Draft Choice:	Round 6, 2017	#217	OL Corey Levin	Compensatory pick
	Draft Choice:	Round 7, 2017	#227	OLB Josh Carraway	
Cincinnati Receives:	Draft Choice:	Round 6, 2017	#207	DB Brandon Wilson	Pick originally from N.Y. Giants

## 5. Sept. 1, 2017

Tennessee Receives:	Player:	DE David King			
Kansas City Receives:	Draft Choice:	Round 7, 2018	#243	(DB Keion Crossen)	Conditional draft choice; traded to New England

## 2016 TRADES

Trade Date/Teams	Compensation	Overall	Player Selected	Note
1. March 9, 2016				
Tennessee Receives:	Player:	RB DeMarco Murray		
	Draft Choice:	Round 4, 2016	#113	(LB Nick Kwiatkoski)
Philadelphia Receives:	Draft Choice:	Round 4, 2016	#100	(QB Connor Cook)
				Pick traded from Tennessee to Los Angeles to Chicago
				Pick traded from Philadelphia to Cleveland to Oakland

## 2. April 14, 2016

Tennessee Receives:	Draft Choice:	Round 1, 2016	#15	(WR Corey Coleman)	Pick traded from Tennessee to Cleveland
	Draft Choice:	Round 2, 2016	#43	DL Austin Johnson	Pick originally from Philadelphia
	Draft Choice:	Round 2, 2016	#45	RB Derrick Henry	
	Draft Choice:	Round 3, 2016	#76	(T Shon Coleman)	Pick traded from Tennessee to Cleveland
	Draft Choice:	Round 1, 2017	#5	WR Corey Davis	
	Draft Choice:	Round 3, 2017	#100	TE Jonnu Smith	Compensatory pick
L.A. Rams Receive:	Draft Choice:	Round 1, 2016	#1	QB Jared Goff	
	Draft Choice:	Round 4, 2016	#113	(LB Nick Kwiatkoski)	Pick originally from Philadelphia; traded from Los Angeles to Chicago
	Draft Choice:	Round 6, 2016	#177	TE Temarrick Hemingway	

## 3. April 28, 2016 (Draft Day Trade)

Tennessee Receives:	Draft Choice:	Round 1, 2016	#8	T Jack Conklin	Pick originally from Miami through Philadelphia
	Draft Choice:	Round 6, 2016	#176	(RB Andy Janovich)	Pick traded from Tennessee to Denver
Cleveland Receives:	Draft Choice:	Round 1, 2016	#15	WR Corey Coleman	Pick originally from Los Angeles
	Draft Choice:	Round 3, 2016	#76	T Shon Coleman	Pick originally from Los Angeles
	Draft Choice:	Round 2, 2017	#52	QB DeShone Kizer	

## 4. April 30, 2016 (Draft Day Trade)

Tennessee Receives:	Draft Choice:	Round 5, 2016	#157	CB LeShaun Sims	Pick originally from N.Y. Jets
	Draft Choice:	Round 7, 2016	#253	CB Kalan Reed	
Denver Receives:	Draft Choice:	Round 6, 2016	#176	RB Andy Janovich	Pick originally from Cleveland
	Draft Choice:	Round 6, 2017	#203	RB De'Angelo Henderson	

## 5. Aug. 16, 2016

Tennessee Receives:	Player:	G/T Dennis Kelly			
Philadelphia Receives:	Player:	WR Dorial Green-Beckham			



Ryan Tannehill was acquired in a trade in 2019.

## HEAD COACH MIKE VRABEL

[Click For Complete Online Bio](#)

[Mike Vrabel Named AP 2021 NFL Coach of the Year](#)

[Video: Watch "The Mike Vrabel Show"](#)

[Video: Watch Mike Vrabel's latest press conference](#)

[Video: Introducing Mike Vrabel's Second and Seven Foundation](#)

[Video: Igniting the Fire - Who is Mike Vrabel?](#)



**Mike Vrabel** was named head coach of the Titans on Jan. 20, 2018, becoming the 19th head coach in franchise history.

In his first four seasons as head coach, Vrabel led the Titans to a 43-27 overall record and three postseason appearances. He joined **Jack Pardee** and **Jerry Glanville** as the only head coaches in team annals to preside over at least three playoff squads in their initial four seasons as head coach, and he tied Pardee (43-26) for the most total wins by a head coach in his first four seasons with the organization. The Titans won back-to-back AFC South titles in 2020 and 2021, marking the first time the organization accomplished the feat since the Oilers won the first three AFL Eastern division titles from 1960 to 1962.

#### Vrabel Honored as NFL's Top Coach in 2021

Vrabel was named the Associated Press NFL Coach of the Year in 2021 after directing the Titans to a 12-5 record during the regular season. The Titans won the AFC South, and they claimed the top seed in the AFC playoff field for the first time since 2008. They did so despite needing to use 91 total players during the season—the most in NFL history in a non-strike year. After the final preseason roster cuts through the end of the season, the team placed 26 different players on injured reserve and 21 different players on the reserve/COVID-19 list, plus additional practice squad players that received those designations.

The 2021 Titans ranked second in rushing defense (84.6 yards allowed per game), 12th in total defense (329.8), sixth on third down (36.7 percent), sixth in scoring defense (20.8 points per game) and ninth in sacks (43). Offensively, the Titans finished fifth in rushing (141.4 yards per game) despite missing **Derrick Henry** for nine games due to injury. The offense

## MIKE VRABEL AT A GLANCE

- Year as Titans head coach: **5**
- Year as NFL head coach: **5**
- Regular season record: **41-25**
- Postseason record: **2-3**
- Overall record: **43-28**
- Regular season home record: **22-12**
- Regular season road record: **19-13**
- vs. Bills: **2-2**
- At home vs. Bills: **2-1**
- On the road vs. Bills: **0-1**
- vs. Sean McDermott: **2-2**

Mike Vrabel's Career Coaching Ledger:

Years	Team	Position
2018-22	Tennessee Titans	Head Coach
2017	Houston Texans	Defensive Coordinator
2014-16	Houston Texans	Linebackers Coach
2012-13	Ohio State University	Defensive Line Coach
2011	Ohio State University	Linebackers Coach

Mike Vrabel's Career Playing Ledger:

Years	Team	Position
2009-10	Kansas City Chiefs	Linebacker
2001-08	New England Patriots	Linebacker
1997-00	Pittsburgh Steelers	Linebacker

also ranked eighth on third down (43.6 percent), fifth in the red zone (63.9 percent) and first in goal-to-go efficiency (87.5 percent).

Situationally, Vrabel's teams fared well among the NFL leaders in his first four seasons as head coach. From 2018 to 2021, their .909 winning percentage (40-4) in regular season games in which they had a fourth-quarter lead ranked second in the NFL behind the New Orleans Saints (.939). In the same time period, the Titans had a .714 winning percentage in three-point games (15-6), which led the league. Vrabel's team was 5-1 in overtime games from 2018 through 2021, tying the Saints (5-1) for the most overtime wins.

From 2018 to 2021, the Titans had the NFL's second-best rushing offense, averaging 143.7 rushing yards per game. Only the Baltimore Ravens were better (173.6). On the other side of the ball, the Titans ranked seventh in rushing defense, allowing 106.2 rushing yards per contest. Also from 2018 to 2021, the Titans tied for eighth in scoring defense (22.0 opponent points per game) and tied for the eighth-best turnover margin (+13). The Titans were called for 370 penalties from 2018 through 2021, which was the sixth-fewest total in the NFL.

#### Titans Take the AFC South in Year 3 Under Vrabel

The Titans won the 2020 AFC South title with an 11-5 record in the regular season, claiming their best record and first division title since going 13-3 in 2008. They finished with a 5-1 record within the division and a 6-2 mark in road games, all while navigating the challenges of the COVID-19 pandemic.

The Titans led the NFL in 2020 with a plus-11 turnover differential. Their 23 takeaways ranked seventh in the NFL, while their 12 turnovers were the second-fewest in the league in 2020 and tied for the ninth-lowest number since the NFL went to a 16-game schedule in 1978.

In 2020, the Titans tied for second place in total offense (396.4 yards per game) and ranked fourth in scoring offense (30.7 points per game). They became the first team in NFL history to generate at least 2,500 rushing yards (2,690) and 3,500 net passing yards (3,653) while surrendering 25 or fewer sacks (25). Their 6,343 total yards and 381 first downs established franchise records, while their 491 points amounted to the organization's second-best total.

The 2020 Titans joined the 1997 Detroit Lions as the only teams in NFL history to feature a 2,000-yard rusher, a 3,000-yard passer and a 1,000-yard receiver. Henry led the NFL in rushing for the second consecutive season, and his 2,027 rushing yards gave him the fifth-best total in league history. Meanwhile, **Ryan Tannehill** passed for 3,819 yards, and his 106.5 passer rating was the fifth-best number in the NFL. **A.J. Brown** was named to the Pro Bowl after recording his second consecutive 1,000-yard season (1,075) and tying for fifth place in the NFL with 11 touchdown catches.

#### Titans to AFC Championship Game in Vrabel's Second Season

In 2019, Vrabel became the first head coach in the organization's history to win multiple playoff games within his first two seasons. The Titans won a pair of road games—at New England in the wild card round and at Baltimore in the divisional round—to advance to the 2019 AFC championship game, falling at Kansas City to the eventual Super Bowl champion Chiefs.

The Titans began the 2019 campaign with two wins in their first six games but rallied to win seven of their final 10 games in the regular season. From the time the NFL went to its current playoff format in 1990 through 2019, 345 teams went 2-4 or worse in their first six games of a season. From that group, the Titans became only the third team to advance to a conference championship game, joining the 2002 Titans (2-4) and the 1996 Jacksonville Jaguars (2-4).

The 2019 Titans ranked in the NFL's top 10 in scoring margin (eighth, +71), turnover margin (sixth, +6), offensive yards per play (fourth, 6.12), rushing offense (third, 138.9 yards per game), red zone efficiency (first, 75.6 percent), total touchdowns (tied for third, 54) and third-down defense (eighth, 36.3 percent).

In his first season as head coach, Vrabel directed the Titans to a 9-7 record. His nine wins tied for the fourth-highest total in franchise history by a first-year head coach.

With only 82 penalties enforced against the Titans in 2018, Vrabel's team led the NFL and set a franchise record (16-game season) for fewest penalties in a season. The 2018 Titans also placed third in points allowed (18.9 per game), eighth in total defense (333.4 yards per game), sixth in passing defense (216.9), second in red zone defense (44.7 percent



## TITANS COACHING STAFF

Mike Vrabel .....	Head Coach
Craig Aukerman .....	Special Teams
Brian Bell .....	Sports Performance Coordinator
Chase Blackburn .....	Assistant Special Teams
Scott Booker .....	Safeties
Shane Bowen.....	Defensive Coordinator
Kylan Butler.....	Offensive Assistant
Keith Carter.....	Offensive Line
Ryan Crow .....	Outside Linebackers
Tony Dews .....	Running Backs
Todd Downing .....	Offensive Coordinator
Erik Frazier.....	Offensive Skill Assistant
Jason Houghtaling..	Offensive Line Assistant
Tim Kelly.....	Passing Game Coordinator
Bobby King.....	Inside Linebackers
Zak Kuhr .....	Inside Linebackers Assistant
Clinton McMillan.....	Defensive Line Assistant
Anthony Midget.....	Secondary
Rob Moore.....	Wide Receivers
Pat O'Hara .....	Quarterbacks
Frank Piraino.....	Director, Sports Performance
Tyler Rouse .....	Sports Performance Assistant
Jim Schwartz.....	Senior Defensive Assistant
Luke Steckel .....	Tight Ends
John Streicher.....	Football Development Coordinator
Mike Sullivan.....	Assistant Offensive Line
Terrell Williams.....	Defensive Line

touchdown rate) and seventh in rushing offense (126.4) in the league rankings.

### Background as a Player and Coach

Vrabel arrived in Tennessee with 18 years of NFL experience, including four seasons as a coach and 14 seasons as a player. His distinguished playing career included three Super Bowl wins (2001, 2003 and 2004), one Pro Bowl selection (2007) and an All-Pro honor (2007). Vrabel played in 206 NFL games and totaled 57 sacks, 496 tackles, 11 interceptions, 20 forced fumbles, nine fumble recoveries and 10 touchdown receptions. Additionally, his teams advanced to the playoffs eight times (20 postseason games), with Vrabel recording eight postseason sacks and two postseason touchdown receptions.

Vrabel joined the Titans after four seasons with the Houston Texans, spending the first three seasons (2014-16) coaching linebackers and one year (2017) as the team's defensive coordinator. During his time in Houston, the Texans built one of the best defenses in the NFL and experienced tremendous success as a team – earning two division titles (2015, 2016).

Between 2014-16, the Texans defense ranked third in the NFL in yards allowed per game (319.9) and net passing yards (218.4). Houston also ranked first in third-down defense (33.6), fourth in opponent completion percentage (59.5) and sixth in points allowed per game (19.8). The 2016 defense ranked number one in the NFL, for the first time in franchise history, in yards allowed (301.3).

In 2017, his first year as a defensive coordinator, the Texans finished the campaign with 19 players on injured reserve. Despite the injuries, Vrabel led the defense to the fifth-best third-down percentage in the NFL and a franchise-record 3.97 yards per carry by opponents. Houston also had 18 different players record at least half a sack last year and 26 players tally at least one tackle for loss.

Vrabel spent his career playing and coaching with accomplished leaders, including **Bill Belichick**, **Bill Cowher**, **Romeo Crennel**, **Urban Meyer**, **Bill O'Brien** and **Todd Haley**.

As the Texans linebackers coach from 2014-16, Vrabel developed several players into top-notch performers, including **Jadeveon Clowney** (Pro Bowl, 2016), **Whitney Mercilus**, **Benardrick McKinney** (second-team All-Pro, 2016) and **Brian Cushing**. The 2015 Texans defense had the top third-down defense in the NFL (28.5 percent), which was the lowest percentage in franchise history and the lowest by any NFL team since the 2003 Titans (27.7 percent). The 2015 defense also set a franchise mark for

sacks in a season with 45 - 22.5 coming from Vrabel's linebacking corps.

Prior to joining the NFL coaching ranks, Vrabel transitioned immediately from an NFL player to college coach. He started as the linebacker coach at Ohio State in 2011 and coached the defensive line from 2012-2013. The 2012 Buckeyes finished the season undefeated at 12-0. He also was named Big Ten Recruiter of the Year by ESPN.com in 2012.

Vrabel was selected by the Pittsburgh Steelers in the third round (91st overall) of the 1997 NFL Draft, after his playing career at Ohio State, where he earned All-America honors and Big Ten Conference Defensive Lineman of the Year in both 1995 and 1996.

A native of Akron, Ohio, Vrabel attended Walsh Jesuit High School. He and his wife, Jennifer, have two sons: Tyler and Carter.

## MOST WINS IN FIRST FOUR SEASONS

When the Titans defeated the Houston Texans on Jan. 9, 2022, **Mike Vrabel** won his 43rd game, including postseason, since taking over as Titans head coach in 2018. In doing so, he tied **Jack Pardee** for the most total wins by a head coach in his first four seasons with the organization. In Pardee's first four seasons as head coach from 1990 through 1993, the Oilers were 43-26, including playoffs.

Vrabel, Pardee and **Jerry Glanville** (1986-1989) are the only head coaches in team annals to preside over at least three playoff squads in their initial four seasons. All three of Pardee's first four teams made the postseason, while Glanville's Oilers advanced to the postseason in his second, third and fourth years.

Of all Titans/Oilers head coaches with at least four seasons with the franchise, Vrabel's career winning percentage ranks the highest.

**Most total wins in Titans/Oilers history in a head coach's first four seasons, including playoffs\*:**

Coach	Seasons	Playoff Berths				
		Season 1-4	W	L	T	Pct
1. Jack Pardee	1990-1993	4	43	26	0	.623
<b>Mike Vrabel</b>	<b>2018-2021</b>	<b>3</b>	<b>43</b>	<b>27</b>	<b>0</b>	<b>.614</b>
3. O.A. "Bum" Phillips	1975-1978	1	35	26	0	.574
Jerry Glanville	1986-1989*	3	35	33	0	.515
5. Jeff Fisher	1995-1998*	0	31	33	0	.484
6. Wally Lemm	1966-1969*	2	25	30	3	.457
7. Mike Munchak	2011-2013	0	22	26	0	.458
8. Mike Mularkey	2016-2017*	1	19	15	0	.559
9. Frank "Pop" Ivy	1962-1963	1	17	12	0	.586
10. Lou Rymkus	1960-1961	1	12	7	1	.625

\* Does not include interim seasons

Note: Munchak, Mularkey, Ivy and Rymkus coached fewer than four seasons

When Vrabel was hired in 2018, he joined six other head coaches who joined (or rejoined) their respective clubs in the same offseason: **Jon Gruden** (Oakland/Las Vegas Raiders), **Matt Nagy** (Chicago Bears), **Matt Patricia** (Detroit Lions), **Frank Reich** (Indianapolis Colts), **Pat Shurmur** (New York Giants) and **Steve Wilks** (Arizona Cardinals). Of those seven coaches, Vrabel had the most wins from 2018 to 2021.

Vrabel, Reich and Nagy each led their respective teams to the playoffs twice in their first three seasons, while Vrabel was the only one from the group to go to the playoffs a third time in that span.

**Most total wins from 2018 to 2021 by head coaches hired during the 2018 offseason (through 2021):**

Coach	Team	Wins	Losses	Ties	Playoff	
					Pct.	Appearances
1. <b>Mike Vrabel</b>	<b>Tennessee</b>	<b>43</b>	<b>27</b>	<b>0</b>	<b>.614</b>	<b>3</b>
2. Frank Reich	Indianapolis	38	30	0	.559	2
3. Matt Nagy	Chicago	34	33	0	.507	2
4. Jon Gruden	Las Vegas	22	31	0	.415	0
5. Matt Patricia	Detroit	13	29	1	.314	0
6. Pat Shurmur	N.Y. Giants	9	23	0	.281	0
7. Steve Wilks	Arizona	3	13	0	.188	0

## TITANS TO PLAYOFFS IN YEAR 2 UNDER VRABEL

In 2019, Titans head coach **Mike Vrabel** became the franchise's sixth head coach in franchise annals to have the team in the playoffs within his first two full seasons.

Vrabel was the fourth head coach in Titans/Oilers history to win at least one playoff game in his first two full seasons, joining **Mike Mularkey** (2017 playoff victory), **Jack Pardee** (1991) and **Lou Rymkus** (1960 and 1961). He became the first head coach in the team's history to win multiple playoff games within his first two seasons.

**Titans/Oilers head coaches in the playoffs within their first two full seasons:**

Head Coach	1st Full Season as Head Coach	Postseason Berths in 1st 2 Seasons	Playoff Wins in 1st 2 Seasons
<b>Mike Vrabel</b>	<b>2018</b>	<b>2019 (Year 2)</b>	<b>2</b>
Mike Mularkey	2016*	2017 (Year 2)	1
Jack Pardee	1990	1990, 1991 (Years 1 & 2)	1
Wally Lemm	1966*	1967 (Year 2)	0
Frank "Pop" Ivy	1962	1962 (Year 1)	0
Lou Rymkus	1960	1960 (Year 1)	1

\* Mularkey served as interim head coach for the final nine games of the 2015 season. Lemm was the head coach for the 1961 AFL Champion Oilers after taking over as head coach for the final nine games of the season. He left the team following the season and returned in 1966.

## TITANS/OILERS HEAD COACH HISTORY

COACH	YEARS	WON	LOST	TIED	PCT.
Lou Rymkus	1960-61	12	7	1	.625
Wally Lemm	1961, 1966-70	38	40	4	.487
Frank "Pop" Ivy	1962-63	17	12	0	.586
Sammy Baugh	1964	4	10	0	.285
Hugh "Bones" Taylor	1965	4	10	0	.285
Ed Hughes	1971	4	9	1	.321
Bill Peterson	1972-73	1	18	0	.052
Sid Gillman	1973-74	8	15	0	.347
O.A. "Bum" Phillips	1975-80	59	38	0	.608
Ed Biles	1981-83	8	23	0	.258
Chuck Studley	1983	2	8	0	.200
Hugh Campbell	1984-85	8	22	0	.266
Jerry Glanville	1985-89	35	35	0	.500
Jack Pardee	1990-94	44	35	0	.556
Jeff Fisher	1994-2010	147	126	0	.538
Mike Munchak	2011-13	22	26	0	.458
Ken Whisenhunt	2014-15	3	20	0	.130
Mike Mularkey	2015-17	21	22	0	.488
<b>Mike Vrabel</b>	<b>2018-22</b>	<b>43</b>	<b>28</b>	<b>0</b>	<b>.606</b>

*Records include postseason*



## TITANS ASSISTANT COACHES

### SHANE BOWEN DEFENSIVE COORDINATOR

[Click For Complete Online Bio](#)

- Bowen was promoted to defensive coordinator in 2021 after spending his first three seasons with the Titans as outside linebackers coach.
- In 2021, the Titans ranked second in rushing defense (84.6), 12th in total defense (329.8 per game), sixth on third down (36.7 percent) and sixth in scoring defense (20.8 points per game). They tied for ninth in sacks (43), while outside linebacker Harold Landry III (12 sacks) and defensive linemen Denico Autry (nine sacks) and Jeffery Simmons (8.5) made the Titans the only NFL team in 2021 to have three players with at least eight sacks. Landry, Simmons and safety Kevin Byard were all named to the Pro Bowl, with Byard adding first-team All-Pro honors.
- In 2020, he added defensive play-caller to his responsibilities as outside linebackers coach. The Titans defense ranked seventh in the NFL with 23 takeaways, which tied for the most by a Titans defense since 2013 (25). The Titans also tallied 15 interceptions, which ranked seventh in the NFL and the most by the Titans since 2012 (19).
- Bowen joined the Titans in 2018 after spending two seasons (2016-17) as a defensive assistant for the Houston Texans. He arrived with nine years of coaching experience.
- In 2016, Bowen was part of a Texans staff that produced the NFL's number one defense (yards allowed) for the first time in franchise history. In 2017, the defense ranked fifth in third-down defense and set a franchise record for yards per carry by opponents (3.97).
- He also served at Kennesaw State as linebackers coach (2013-15), at Ohio State as a defensive graduate assistant (2012). He began his coaching career as an assistant at Georgia Tech (2009-11).
- A native of Pickerington, Ohio, Bowen was a three-year letter winner at Georgia Tech as an outside linebacker.



### TODD DOWNING OFFENSIVE COORDINATOR

[Click For Complete Online Bio](#)

- Downing was promoted to offensive coordinator in 2021 after initially joining the Titans in 2019 as tight ends coach. He came to the team with 18 years of previous NFL coaching experience.
- In 2021, the Titans offense ranked fifth in rushing (141.4 yards per game) despite missing Derrick Henry for nine games due to injury. The offense also ranked eighth on third down (43.6 percent), fifth in the red zone (63.9 percent) and first in goal-to-go efficiency (87.5 percent). Injuries led to the Titans tying for the league high with 39 total players used on offense. They had 25 offensive players with at least one scrimmage touch, which tied for the league's third-highest total.
- From 2019 to 2020, the Titans tight ends' 21 touchdowns tied for the third-highest total in the NFL among tight end groups. Over those two seasons the Titans tight ends also produced the league's seventh-best receiving yardage total (1,915) and tied for the eighth-best reception total (170).
- Among their peers in 2020, the Titans tight end corps ranked second in total touchdowns (14), third in touchdown receptions (12), sixth in receptions (94) and ninth in receiving yards (967). Jonnu Smith tied the franchise single-season record for tight ends with eight touchdown catches, which also tied for third place in the NFL in 2020.
- In his first season with the Titans (2019), Downing helped Smith set then-career highs in receptions (35) and yards (439), while Anthony Firkser (15 games) and MyCole Pruitt (10 starts) emerged as steady contributors.
- He spent 2018 as the tight ends coach for the Minnesota Vikings, helping Pro Bowl tight end Kyle Rudolph post the second-highest reception (64) and yardage totals (634) of his career.
- Downing spent three seasons (2015-17) with the Oakland Raiders, first as quarterbacks coach and then one season as offensive coordinator. In each of his three seasons with the Raiders, quarterback Derek Carr earned a Pro Bowl invitation.
- Downing coached the quarterbacks for one season (2014) in Buffalo and spent five seasons (2009-13) with the Detroit Lions. He originally joined the Lions as an offensive quality control coach and worked his way up to





## TITANS ASSISTANT COACHES

quarterbacks coach for the final three seasons.

- Downing began his NFL coaching career with the Minnesota Vikings (2001-05) and then the St. Louis Rams (2006-08).
- The Minneapolis, Minn., native attended the University of Minnesota.

### CRAIG AUKERMAN SPECIAL TEAMS

[Click For Complete Online Bio](#)


- Aukerman was promoted to special teams coach in 2018. He joined the Titans in January 2017 as the assistant special teams coach.
- In 2021, kicker Randy Bullock finished ninth in franchise history with 120 points in a single season, while Brett Kern had the league's third-best ratio of punts inside the 20 to touchbacks (18:1). Chester Rogers ranked fifth in the NFL with a 9.8-yard punt return average, the best by a Titans player since 2012 (13.2 by Darius Reynaud). The kickoff coverage unit ranked eighth in the league (20.3-yard average).
- In 2020, Titans punter Brett Kern's 59.5 percent (22 of 37) of punts placed inside the 20 was the best of any player with at least 30 punts in a season since 1991.
- In 2019, the Titans finished fourth in the NFL in net punting and tied for the NFL lead with four total blocked kicks. Brett Kern was named to his third consecutive Pro Bowl.
- The 2018 Titans set the NFL kickoff return average record (32.0).
- Prior to his arrival in Tennessee, he gained 17 years of coaching experience, including 10 seasons on the college level and seven years in the NFL.
- He spent four seasons (2013-16) with the San Diego Chargers working with their special teams, first as an assistant special teams coach (2013-15) and then as the special teams coordinator (2016).
- He also spent time in the NFL on the coaching staffs with the Jacksonville Jaguars (2011-12) and Denver Broncos (2010).
- In the college ranks, he coached at Findlay (2000), Miami (Ohio) (2001-02, 2005-08), Western Kentucky (2003-04), and Kent State (2009).
- Aukerman was a two-time NAIA All-American at the University of Findlay (Ohio), where he played defensive back and wide receiver from 1995-98.



### BRIAN BELL SPORTS PERFORMANCE COORDINATOR

[Click For Complete Online Bio](#)

- Bell joined the Titans in 2018 after spending three seasons with the Houston Texans as assistant strength and conditioning coach. He was a member of back-to-back AFC South Division Championships in his first two campaigns in Houston.
- Bell was an assistant strength and conditioning coach at Penn State from 2012-13 and the head football strength and conditioning coach at his high school alma mater, DeMatha Catholic, in Hyattsville, Md., from 2011-12.
- Bell was a tight end and fullback at Kent State from 2002-06. In 2007, Bell signed with the Washington Commanders as an undrafted free agent and served on the team's practice squad.



### CHASE BLACKBURN ASSISTANT SPECIAL TEAMS

[Click For Complete Online Bio](#)

- Blackburn joined the Titans in 2022 after six seasons on the Carolina Panthers staff, including four years (2018-21) as special teams coordinator.
- Under Blackburn in 2021, the Panthers ranked eighth in punt return coverage (7.4 yards per opponent return) and eighth in field goal percentage (89.7).
- In 2020, Carolina posted the NFL's seventh-ranked kickoff return average (25.3) and placed seventh in kickoff return average allowed (20.6).
- Panthers rookie kicker Joey Slye set a franchise record in 2019 by connecting on an NFL-best eight field goals of 50 yards or longer.
- In 2018, the Panthers ranked sixth in the league in field goal accuracy (19-of-21) and fifth in the NFL in average starting field position (27.1).
- Graham Gano earned his first Pro Bowl selection in 2017 after setting a franchise record with an NFL-leading 96.7 field goal percentage (29



of 30).

- Blackburn made his coaching debut in 2016 after serving as a coaching intern with the Panthers during the 2016 offseason.
- As a player, Blackburn played 10 NFL seasons for the New York Giants (2005-12) and Panthers (2013-14). His career totals included 265 tackles, 4.5 sacks and four interceptions in 132 games (45 starts). As a special teams player, he tallied 123 career tackles, two forced fumbles and three fumble recoveries.
- Originally signed as an undrafted rookie free agent by the Giants in 2005, Blackburn led the team in special teams tackles for six consecutive years from 2005 to 2010. In 2008, he was named a Pro Bowl alternate as a cover specialist, and he earned two Super Bowl rings with the Giants (XLII and XLVI).
- The Marysville, Ohio, native was a three-year starter at linebacker and defensive end for Akron.

### SCOTT BOOKER SAFETIES

[Click For Complete Online Bio](#)

- Booker joined the Titans in 2018 after spending 15 seasons in the college coaching ranks. After two seasons as a defensive assistant, he was promoted to safeties coach in 2020.
- In 2021, Booker helped Kevin Byard earn first-team All-Pro and Pro Bowl honors. Byard became the franchise's first player to lead the team in tackles (88) and interceptions (five) in the same season since the team began tracking individual tackle statistics in 1974. Byard's 13 passes defended led all NFL safeties. Meanwhile, Amani Hooker was a full-time starter for the first time in his career and totaled a career-best 62 tackles.
- In 2020, the Titans defense ranked seventh in the NFL with 15 interceptions, which was most by the Titans since 2012. Safety Kevin Byard led the defense and set a career high with 111 tackles.
- He spent the 2017 season as the safeties coach/special teams coordinator at Nebraska.
- Previously, Booker spent seven years (2010-16) at Notre Dame, as a tight ends/special teams coordinator (2012-16) and offensive intern (2010-11). He coached the secondary at Western Kentucky for one season (2009).
- Booker began his coaching career at his alma mater Kent State as a graduate assistant (2003-04) and secondary coach (2005-08).
- The Pittsburgh, Pa., native played collegiately at Kent State.



### KYLAN BUTLER OFFENSIVE ASSISTANT

[Click For Complete Online Bio](#)

- Butler joined the Titans for 2021 as part of the The NFL Bill Walsh Diversity Coaching Fellowship after seven years coaching at the collegiate level.
- Before arriving in Tennessee, he spent two seasons coaching wide receivers at Morehead State University. He also served as co-special teams coordinator in 2019 and was promoted to associate head coach for 2020-21. After the fall 2020 season was postponed due to the COVID-19 pandemic, Butler helped coach the team in its games during the spring of 2021.
- He spent two years at Glenville (W.Va.) State College, first as running backs coach in 2017 and then as offensive coordinator/wide receivers coach in 2018.
- Butler began his coaching career in 2014 at his alma mater, the University of Arizona, and spent three total seasons as an offensive graduate assistant.
- A native of Antioch, Calif., he appeared in 35 career games as a running back and on special teams for the Arizona Wildcats.



## TITANS ASSISTANT COACHES

### KEITH CARTER OFFENSIVE LINE

[Click For Complete Online Bio](#)

- Carter joined the Titans in 2018 with 13 years of prior coaching experience, including five seasons in the NFL.
- In 2021, injuries forced the Titans use seven different starting offensive line combinations, including five different starters at left tackle. However, the offense managed to finish fifth in rushing, averaging 141.4 rushing yards per game. Left guard Rodger Saffold III was named to his first career Pro Bowl.
- In 2020, while using three different starting left tackles, the Titans had the NFL's second-ranked rushing offense (168.1 yards per game), and the unit's 25 sacks allowed was the sixth-best finish in the league. Derrick Henry (2,027 rushing yards) led the NFL in rushing for the second consecutive season and recorded the fifth-highest single-season rushing total in NFL history.
- In 2019, the Titans finished third in the NFL in rushing offense with Henry leading the league in rushing yards (1,540). Rookie Nate Davis started 15 consecutive games (including playoffs) at right guard.
- Prior to arriving in Tennessee, he spent three seasons with the Atlanta Falcons as running backs coach (2017) and assistant offensive line coach (2015-16). The 2016 Falcons offensive line protected NFL MVP Matt Ryan and paved the way for the NFL's fifth-best rushing attack while also winning the NFC Championship.
- He tallied two seasons as the offensive quality control coach for the Seattle Seahawks (2012-13).
- In the college ranks, Carter has experience as the offensive line/run game coach at San Jose State (2014), tight ends (2009) and offensive line coach (2010-11) at the University of San Diego, offensive line coach at University of the Redlands (2007-08), tight ends coach at Wagner College (2006) and as an undergraduate assistant at UCLA (2005).
- The Downingtown, Pa., native was a tight end, H-back and fullback at UCLA.



- In 2019, the Titans finished third in the NFL in rushing offense with Henry leading the league with 1,540 rushing yards.
- In 2018, the Titans finished with the NFL's seventh-ranked rushing offense, as Henry ranked second in the AFC with 1,059 rushing yards.
- Prior to his arrival in Tennessee, Dews coached running backs at West Virginia in 2017.
- Dews had stints coaching wide receivers at Arizona (2012-16), tight ends at Pittsburgh (2011), wide receivers at Michigan (2008-10), wide receivers at West Virginia (2007), linebackers at UNLV (2006), special teams (2005) and tackles/tight ends (2004) at Central Michigan, defensive line at Holy Cross (2002), offensive line at California (Pa.) and defensive line at Millersville (1998). He was a graduate assistant at West Virginia from 1999-2001.
- A native of Clifton, Va., Dews played tight end at Liberty University, where he was the team's leading receiver in both of his final two seasons.

### ERIK FRAZIER OFFENSIVE SKILL ASSISTANT

[Click For Complete Online Bio](#)

- Frazier joined the Titans in 2021 after two seasons as wide receivers coach/pass game coordinator at Montana State.
- In 2021, Frazier contributed to an offense that ranked fifth in rushing (141.4 yards per game) eighth on third down (43.6 percent), fifth in the red zone (63.9 percent) and first in goal-to-go efficiency (87.5 percent).
- Served as the Bill Walsh Minority Intern with the New York Giants (2019), Minnesota Vikings (2018) and Kansas City Chiefs (2017).
- Also had previous stints coaching at Delaware Valley (wide receivers, 2014; wide receivers/quarterbacks, 2015), Dayton (wide receivers, 2016), Northwestern (graduate assistant, 2017) and Western Illinois (wide receivers, 2018).
- A native of Philadelphia, Pa., he earned Division II All-America honors in 2011 as a wide receiver at Kutztown University.



### RYAN CROW OUTSIDE LINEBACKERS

[Click For Complete Online Bio](#)

- Crow was promoted to outside linebackers coach in 2021 after initially joining the Titans in 2018. He arrived with seven previous seasons of coaching experience in the college ranks.
- In 2021, Titans outside linebackers accounted for 19 total sacks, including 12 sacks by Harold Landry III, who led the team, set a career high and ranked 10th in the NFL. Landry was named to his first career Pro Bowl.
- After serving as a defensive assistant for his first two seasons with the Titans, his title was changed to assistant special teams coach in 2020.
- Crow served as a graduate assistant at Ohio State (2017) and worked primarily with linebackers.
- Crow spent three seasons at Baldwin Wallace University as offensive coordinator/offensive line coach (2015-16) and offensive line coach (2014). He also spent three seasons at Purdue as a graduate assistant working with the offensive line (2012-13) and one season as assistant strength coach (2011).
- A native of Findlay, Ohio, Crow played linebacker at Bowling Green and earned a scholarship after initially walking on.



### JASON HOUGHTALING OFFENSIVE LINE ASSISTANT

[Click For Complete Online Bio](#)

- Houghtaling (pronounced (HO)-tail-ing) joined the Titans in 2021. He spent 2020 as offensive line coach with Colgate.
- In 2021, injuries forced the Titans to use seven different starting offensive line combinations, including five different starters at left tackle. However, the offense managed to finish fifth in rushing, averaging 141.4 rushing yards per game. Left guard Rodger Saffold III was named to his first career Pro Bowl.
- Houghtaling spent 12 total seasons over three stints at Wagner College (2006-09, 2011-12, 2014-19), including serving as head coach for the Seahawks from 2015 to 2019.
- He also served as head coach at Hudson Valley Community College in 2010 and as the offensive coordinator at Cornell in 2013.
- A native of Windsor, N.Y., he attended Lafayette College and played defensive line before injuries ended his career. He graduated from the University of Binghamton.



### TONY DEWS RUNNING BACKS

[Click For Complete Online Bio](#)

- Dews joined the Titans in 2018 with 20 previous years of coaching in the college ranks.
- In 2021, the Titans were fifth in rushing offense, averaging 141.4 rushing yards per game. Derrick Henry ranked ninth in the NFL with 937 rushing yards despite missing nine games. With Henry out, D'Onta Foreman (566 rushing yards) and Dontrell Hilliard (350) each set career highs in rushing yards.
- In 2020, the Titans had the NFL's second-ranked rushing offense (168.1 yards per game). Derrick Henry led the NFL in rushing for the second consecutive season and produced the eighth 2,000-yard rushing season in league history. Henry's 2,027 rushing yards ranked fifth in NFL history.





## TITANS ASSISTANT COACHES

## TIM KELLY

## PASSING GAME COORDINATOR

[Click For Complete Online Bio](#)

- Kelly joined the Titans in 2022 after three seasons as the offensive coordinator for the Houston Texans.
- Kelly arrived in Tennessee with eight years of NFL experience, all with the Texans. He initially joined the Texans as an offensive quality control coach in 2014 and then was named offensive quality control/assistant offensive line coach in 2016. He was promoted to tight ends coach in 2017 and then elevated to offensive coordinator in 2019.
- In 2021, he guided quarterback Davis Mills to the second-best passer rating (88.8) among all rookie quarterbacks.
- In 2020, he directed an offense that ranked fourth in passing yards and 13th overall. Quarterback Deshaun Watson led the NFL with a career-best 4,823 passing yards, while also setting career marks in passing touchdowns (33), passer rating (112.7) and lowest interception total (seven).
- In 2019, his first season as offensive coordinator, Kelly's offense featured a 3,500-yard passer (Watson), a 1,000-yard receiver (DeAndre Hopkins) and a 1,000-yard rusher (Carlos Hyde).
- Kelly also has six years of college coaching experience with stops at Penn State (2012-13), Ball State (2011), Minnesota State-Moorhead (2010) and Illinois Wesleyan (2008-09).
- As a college player, Kelly played 48 games at defensive tackle and served as a team captain for Eastern Illinois.



2014 and added co-offensive coordinator to his title in 2015.

- He interned under Urban Meyer at Ohio State from 2011 to 2012 after a two-year stint as a special teams coordinator at Edward Waters College.
- A native of Jacksonville, Fla., he attended the University of Florida.

## CLINTON McMILLAN

## DEFENSIVE LINE ASSISTANT

[Click For Complete Online Bio](#)

- McMillan initially joined the Titans in 2021 as part of the NFL's Bill Walsh Coaching Fellowship.
- In 2021, he primarily worked with the Titans outside linebackers. The group accounted for 19 total sacks, including 12 sacks by Harold Landry III, who led the team, set a career high and ranked 10th in the NFL. Landry was named to his first career Pro Bowl.
- McMillan was a senior analyst at Florida State from 2020 until joining the Titans in 2021.
- McMillan was defensive line coach at the University of Tennessee at Martin from 2017-19 and also held the titles of defensive run game coordinator and co-special teams coordinator in his time with the Skyhawks. He coached four all-conference performers during his tenure and in 2019 helped UTM lead the conference with 25 sacks.
- He began his coaching career at Sanford Seminole High School and Winter Park High School before stints at Weber State (2012-14), Marshall (2014-16) and Ohio Dominican (2017).
- McMillan played four years at defensive tackle for the University of Florida, appearing in 48 games and helping the Gators win the 2006 national championship.



## BOBBY KING

## INSIDE LINEBACKERS

[Click For Complete Online Bio](#)

- King joined the Titans in 2022 after spending the previous five seasons with the Houston Texans.
- King arrived in Tennessee with 12 years of NFL coaching experience, including eight total seasons with the Houston Texans (2017-21, 2011-13). He coached the defensive line in 2021 after leading the inside linebackers from 2017 to 2020.
- In 2020, linebacker Zach Cunningham led the NFL with a career-high 163 tackles on the season.
- In 2018, linebacker Benardrick McKinney earned Pro Bowl honors after posting 105 stops, seven passes defended, five tackles for loss, 1.5 sacks, a forced fumble and an interception. The Texans 2018 defense led the league in opponent average rushing yards per carry (3.44) and ranked third in rushing yards allowed (1,323).
- Before returning to the Texans in 2017, King spent three seasons (2014-16) with the San Diego Chargers as assistant linebackers coach. His first stint in Houston was as assistant linebackers coach (2012-13) and defensive assistant (2011). He entered the NFL as defensive quality control/assistant linebackers coach for Dallas in 2010.
- King spent seven seasons in the college game with stops at West Texas A&M (2008-09, 2005), Baylor (2006-07) and his alma mater, Texas-El Paso (2002-03), where he previously was a two-year starter on the defensive line.



## ANTHONY MIDGET

## SECONDARY

[Click For Complete Online Bio](#)

- Midget was hired by the Titans in 2020 to coach the Titans secondary. He arrived in Tennessee with 14 years of coaching experience, including six seasons (2014-19) with the Houston Texans.
- In 2021, the Titans secondary incorporated new regular starters at cornerback (Kristian Fulton and Jackrabbit Jenkins), safety (Amani Hooker) and nickel back (Elijah Molden). The defense tied for 10th place in the NFL with 16 interceptions and tied for fourth place in the NFL with 83 passes defended. Safety Kevin Byard was a first-team All-Pro and Pro Bowl selection with a team-high five interceptions. Fulton tied for 11th place in the NFL with 14 passes defended.
- In 2020, Titans defense ranked seventh in the NFL with 15 interceptions. Cornerback Malcolm Butler's five combined interceptions in the regular season and postseason tied for fourth in the league. Safety Kevin Byard led the defense and set a career high with 111 tackles.
- From 2018-19, he was the Texans secondary coach. In 2018, the Texans finished ninth in the NFL with 15 interceptions and ranked fourth in points allowed (19.8 per game).
- He joined the Texans in 2014 as the assistant secondary coach and spent four seasons in that role before being promoted.
- Before joining the NFL, he spent one season at Penn State coaching safeties (2013) and five seasons (2008-12) at Georgia State, including his final season there as defensive coordinator.
- His college coaching career started at his alma mater as a graduate assistant at Virginia Tech (2007) after entering coaching at Lake Worth (Fla.) High School from 2003-06.
- A Florida native, Midget was a three-year starter at cornerback for Virginia Tech and was a fifth-round selection by the Atlanta Falcons in 2000.




## ZAK KUHR

## INSIDE LINEBACKERS ASSISTANT

[Click For Complete Online Bio](#)

- Kuhr joined the Titans in 2020 after a season as offensive analyst at the University of Texas in 2019.
- In 2021, the rotation at inside linebacker included Rashaan Evans, Jayon Brown, David Long Jr. and Zach Cunningham. The quartet accounted for 212 total tackles and five interceptions, including Long's career highs of 75 tackles and two interceptions.
- He spent two seasons at Texas State. In addition to coaching running backs for the Bobcats from 2017-18, he was the co-offensive coordinator in 2017 and the offensive coordinator/assistant head coach in 2018.
- He coached running backs at Rutgers in 2016.
- Following the 2013 season as a graduate assistant at Old Dominion, he spent two years at James Madison, where he coached running backs in



## TITANS ASSISTANT COACHES

### ROB MOORE WIDE RECEIVERS

[Click For Complete Online Bio](#)

- Moore joined the Titans in 2018 with 16 years of NFL experience as a player and coach.
- In 2021, Brown posted a team-best 63 receptions, 869 receiving yards and five touchdown catches, becoming the first player in franchise annals to begin his career with at least 50 receptions and five touchdown receptions in three consecutive seasons. Nick Westbrook-Ikhine set career highs with 38 receptions, 476 receiving yards and four touchdown catches, helping to make up for significant time lost in 2021 by the receiving corps due to injuries. Brown, Julio Jones, Marcus Johnson, Cameron Batson and Racey McMath all had at least one stint on injured reserve.
- In 2020, Brown was selected to the Pro Bowl in his second year after posting 70 receptions for 1,075 yards and 11 touchdowns. Corey Davis set career highs with 984 receiving yards and five touchdowns and tied his career high with 65 catches.
- In 2019, Brown led the 2019 NFL rookie class in receiving yards (1,051), tied for the rookie lead in touchdown receptions (eight), ranked fifth among rookies in receptions (52) and ranked second among all NFL players in receiving average (20.2).
- In 2018, Davis, led the offense in his second season with 65 receptions, 891 receiving yards and four touchdowns, seeing dramatic increases from his rookie campaign.
- Moore spent three seasons (2015-17) as the wide receivers coach for the Oakland Raiders and one year (2014) with the Buffalo Bills.
- During his three years in Oakland, he worked with Amari Cooper and Michael Crabtree, who totaled 435 receptions, 5,556 receiving yards and 43 touchdowns in that time.
- During his one year in Buffalo, he worked with Sammy Watkins, who set franchise records for a rookie with 65 receptions for 982 yards.
- Moore also spent time coaching at Syracuse (2010-13), Phoenix (Ariz.) Junior College (2009) and Montclair (N.J.) High School (2002-03).
- A native of Hempstead, N.Y., Moore had a 12-year NFL career playing for the New York Jets (1990-94) and Arizona Cardinals (1995-2001).



### PAT O'HARA QUARTERBACKS

[Click For Complete Online Bio](#)

- O'Hara joined the Titans in 2018 after spending three seasons (2015-17) with the Houston Texans as an offensive assistant who helped coach quarterbacks. He arrived in Tennessee with 19 previous seasons of coaching experience.
- In 2021, Ryan Tannehill placed third on the franchise's single-season passing charts in attempts (531), completions (357) and completion percentage (67.2), and he ranked fourth with 3,734 passing yards. He became the only quarterback other than Moon (1989-1991) to record multiple seasons with at least 3,500 passing yards with the franchise.
- In 2020, Tannehill ranked fifth in the NFL with a 106.5 passer rating, which was second in franchise history behind Tannehill's own 2019 record of 117.5. Tannehill produced top-five numbers on several other franchise single-season lists in 2020, including 40 total touchdowns (first), 3,819 passing yards (third), 33 touchdown passes (tied for second), 65.5 completion percentage (fourth) and 7.9 yards per attempt (tied for fifth).
- In 2019, Tannehill led the NFL in passer rating (117.5—fourth in NFL history) and passing average (9.6). Tannehill set franchise records in both categories in addition to the team's completion percentage benchmark (70.3).
- In 2018, quarterback Marcus Mariota set a then-franchise record with a 68.9 completion percentage. He also finished with a career-best average of 7.64 yards per attempt and a career-low eight interceptions.
- O'Hara spent 10 years coaching in the Arena Football League, including stints as a head coach for the Los Angeles Avengers (2009), Tri-Cities Fever (AF2, 2009), Orlando Predators (2010-11) and New Orleans Voo-Doo (2012-14).
- O'Hara was an offensive coordinator for the AFL's Tampa Bay Storm for three seasons (2005, 2007-08).
- A native of Santa Monica, Calif., O'Hara was a 10th round selection for the Tampa Bay Buccaneers in the 1991 NFL Draft.



### FRANK PIRAINO DIRECTOR, SPORTS PERFORMANCE

[Click For Complete Online Bio](#)

- Piraino joined the Titans in 2019 after serving as head strength and conditioning coach for football at Boston College, where he spent six total seasons (2013-18).
- Piraino joined head coach Steve Addazio at Boston College after spending two seasons (2011-12) as his head strength and conditioning coach at Temple and one year as the head strength and conditioning coach for football at Marshall (2010).
- He served on the strength and conditioning staff at the University of Florida for five years (2005-09), during a stretch when Florida won a pair of national championships (2006 and 2008) under head coach Urban Meyer.
- He also spent time at Notre Dame (2004), Michigan State (2003-04) and Walsh Jesuit (Cuyahoga Falls, Ohio) High School (2000-03), as well as an internship with the Cleveland Indians (2000-01).
- Piraino graduated from the University of Akron and later earned a master's degree from Michigan State.



### TYLER ROUSE SPORTS PERFORMANCE ASSISTANT

[Click For Complete Online Bio](#)

- Rouse joined the Titans in 2022 as sports performance assistant after five seasons coaching in the collegiate ranks.
- In 2021, Rouse was on the staff at Colorado State University as assistant strength and conditioning coach. He spent the previous four seasons (2017-20) with the same title at his alma mater, Boston College.
- During a four-year playing career as a running back at Boston College, Rouse appeared in 48 games and rushed for 852 yards and 12 touchdowns on 199 attempts. A three-year starter, he added 22 receptions for 284 yards and a score and also returned 24 punts for 313 yards.
- The Baldwinsville, N.Y., native received his bachelor's degree from Boston College in 2017 and added a master's in sport administration in 2019.



### JIM SCHWARTZ SENIOR DEFENSIVE ASSISTANT

[Click For Complete Online Bio](#)

- Schwartz rejoined the Titans in 2021 as senior defensive assistant. He previously spent 10 seasons with the Titans from 1999 to 2008 and was the team's defensive coordinator from 2001 to 2008.
- In 2021, he helped the Titans finish second in rushing defense (84.6), 12th in total defense (329.8 per game), sixth on third down (36.7 percent) and sixth in scoring defense (20.8 points per game).
- He has 14 years of experience as an NFL defensive coordinator and an additional five years as the head coach of the Detroit Lions (2009-13).
- From 2016 to 2020, Schwartz was the defensive coordinator with the Philadelphia Eagles. During his five seasons in Philadelphia, the Eagles ranked third in third-down defense (35.9 percent), sixth in red-zone defense (52.7 percent), third in rushing defense (99.1 yards per game) and seventh in sacks (208).
- In 2020, the Eagles defense ranked third in the NFL with 49 sacks, and in 2019, the team led the NFL in forcing three-and-out drives (27.5 percent).
- In Philadelphia's 2017 Super Bowl winning season, he guided the Eagles to the league's best rushing defense (79.2 yards allowed), the third best third-down defense (32.2 percent) and the fourth best takeaway total (31).
- Schwartz originally joined the Titans as a defensive assistant (1999) and then linebackers/third-down package (2000) before taking the reins as defensive coordinator in 2001.
- He is a native of Baltimore, Md., and a graduate of Georgetown University.





## TITANS ASSISTANT COACHES

LUKE STECKEL  
TIGHT ENDS[Click For Complete Online Bio](#)

- Steckel was promoted to tight ends coach in 2021 following eight previous years with the organization.
- In 2021, Steckel worked with a core group of tight ends that included Geoff Swaim, MyCole Pruitt and Anthony Firkser. Swaim set career highs in starts (16), receptions (31) and touchdowns (three), while Pruitt established career bests in receptions (14), receiving yards (145) and touchdowns (three). Firkser totaled 34 catches for 291 yards and a career-best two touchdown receptions.
- Steckel joined the Titans in 2013 as an assistant to the head coach and was promoted to offensive assistant the following season. He also served as assistant wide receivers coach in 2017.
- In 2020, the Titans offense ranked second overall (396.4 yards per game), second in rushing (168.1) and fourth in scoring (30.7 points per game).
- The 2019 Titans ranked third in the NFL in rushing, first in red zone efficiency and fourth in yards per play.
- He joined the Titans after spending four seasons (2009-2012) with the Cleveland Browns as the assistant to the head coach.
- He spent three seasons as a linebacker at Princeton (2004-06), where he helped lead the Tigers to an Ivy League Championship.
- He is the son of former Titans offensive coordinator Les Steckel and attended Brentwood (Tenn.) High School.



- Sullivan spent four seasons (2009-12) as offensive line coach for the San Diego Chargers. He had two other stints with the Browns as offensive line coach (2007-08) and assistant offensive line coach (2001-04).
- He has three seasons of college experience, as offensive line coach for Western Michigan (2005-06) and as a graduate assistant for the University of Miami (Fla.) (2000).
- Sullivan began his coaching career in 1997, spending five seasons coaching in Europe.
- A native of Chicago, Ill., Sullivan played in 48 games for the Tampa Bay Buccaneers from 1992-95.

TERRELL WILLIAMS  
DEFENSIVE LINE[Click For Complete Online Bio](#)

- Williams joined the Titans in 2018 with 20 previous years of coaching experience, including six seasons in the NFL.
- In 2021, the Titans defensive line accounted for 22 total sacks, including nine sacks by free agent acquisition Denico Autry, who tied his career high. Jeffery Simmons was named to his first career Pro Bowl after setting career highs in several categories, including sacks (8.5), tackles (54), quarterback pressures (58), tackles for loss (12) and passes defended (six).
- In 2020, Simmons continued to emerge as one of the NFL's top young talents. Simmons ranked second on the team with 19 quarterback pressures and became the first player in the franchise's "Titans era" (since 1999) to post at least three fumble recoveries, three sacks and five passes defended in the same season.
- In 2019, Williams helped acclimate Simmons to the NFL as a first-round rookie, while veteran Jurrell Casey earned his fifth consecutive Pro Bowl berth.
- In 2018, Casey was named to the Pro Bowl after leading the defense with seven sacks. The Titans defense ranked eighth overall and third in points allowed.
- He spent three seasons coaching the defensive line with the Miami Dolphins (2015-17).
- During Williams' tenure with the Dolphins, Cameron Wake tallied 29 sacks, the eighth-highest total by a player, and Ndamukong Suh posted 15.5 sacks, the eighth-highest number of sacks among defensive tackles.
- Williams also spent three seasons coaching the defensive line with the Oakland Raiders (2012-14).
- Prior to joining the NFL coaching ranks, Williams spent time at Texas A&M (2010-11), Purdue (2006-09), Akron (2004-05), Youngstown State (2002-03), North Carolina A&T (1999-2001) and Fort Scott Community College (1998).
- A native of Los Angeles, Calif., Williams played collegiately at East Carolina as a nose tackle.

JOHN STREICHER  
COORDINATOR OF FOOTBALL  
DEVELOPMENT[Click For Complete Online Bio](#)

- Streicher was promoted to coordinator of football development in 2020 after previously serving the team as assistant to head coach Mike Vrabel.
- Streicher joined the Titans in 2018 following two years (2016-17) as Texas State's director of football operations. There he managed the day-to-day operations of the program and oversaw recruiting under Bobcats head coach Everett Withers.
- From 2014-15, Streicher served on James Madison's football staff. He was promoted to the director of football operations and player personnel in 2015 after originally joining JMU as special assistant to the head coach.
- A native of Cincinnati, Ohio, Streicher went to James Madison after spending six seasons on the football staff at Ohio State.

MIKE SULLIVAN  
ASSISTANT OFFENSIVE LINE[Click For Complete Online Bio](#)

- Sullivan joined the Titans in 2014 and has worked with the offensive line since that time.
- In 2021, Sullivan completed his eighth season with the team. Injuries forced the Titans to use seven different starting offensive line combinations, including five different starters at left tackle. However, the offense managed to finish fifth in rushing, averaging 141.4 rushing yards per game. Left guard Rodger Saffold III was named to his first career Pro Bowl.
- In 2020, the Titans had the NFL's second-ranked rushing offense (168.1 yards per game), and the unit's 25 sacks allowed was the sixth-best finish in the league. Derrick Henry led the league and recorded the fifth-highest single-season rushing total in NFL history with 2,027 rushing yards.
- In 2019, the Titans finished third in the NFL in rushing offense with Henry leading the league in rushing yards (1,540). Rookie Nate Davis started 15 consecutive games (including playoffs) at right guard.
- He joined the Titans in 2014 after one season as offensive line coach for the Cleveland Browns (2013).



## NISSAN STADIUM

In 2015, the Titans and Nissan North America announced the formation of a 20-year, exclusive naming-rights partnership that rebranded Nashville's downtown stadium as Nissan Stadium.

Nissan Stadium hosts all Titans home football games, Tennessee State University football games, the Music City Bowl, the CMA Music Festival and numerous other events.

The procurement of naming rights to Nissan Stadium fit the automotive company's 'Fewer, Bigger, Better' marketing strategy, which has included ongoing sponsorships of NBC's 'The Voice,' the Heisman House college football program and a major advertising presence in this year's Super Bowl. Nissan is also now the official automotive partner of the Tennessee Titans.

Nissan's ever-growing footprint in Tennessee includes vehicle and powertrain manufacturing facilities in Smyrna and Decherd respectively, along with its North American headquarters in Franklin.

The Nissan Smyrna Plant began operations in 1983 and employs more than 8,400 people. In 2014, the Smyrna plant assembled more than 648,000 vehicles, making it the highest volume automotive assembly plant in North America. Nissan also has a major manufacturing presence in Canton, Miss., along with research and development groups in California, Arizona and Michigan. In total, the company employs more than 22,000 employees in the U.S.

One component of the Titans-Nissan partnership is assisting charitable organizations throughout Middle Tennessee in an array of community outreach programs. A centerpiece of this is the annual "Taste of Titans" charitable event, for which Nissan serves as presenting sponsor. During the course of a 20-year relationship, a total of more than \$1 million resulting from these annual events is anticipated to be distributed to local non-profit organizations.

Nissan Stadium is a city-owned venue that has housed the Titans since 1999. The naming rights agreement includes the opportunity for Nissan branding on the exterior of the stadium, as well as stadium signage and other unique displays inside the stadium. LP Building Products held the naming rights to the stadium from 2006 until the Nissan partnership was established in 2015.

## Titans/Oilers all-time regular-season record by home venue:

Stadium	Seasons	W-L-T	Pct.
Jeppesen Stadium	1960-1964	25-11-0	.694
Rice Stadium	1965-1967	11-10-0	.524
Astrodome	1968-1996	113-103-2	.523
Liberty Bowl	1997	6-2-0	.750
Dudley Field (Vanderbilt Stadium)	1998	3-5-0	.375
<b>Nissan Stadium</b>	<b>1999-2022</b>	<b>107-79-0</b>	<b>.575</b>

# NISSAN

## STADIUM

## TICKET INFORMATION

Tickets for the 2022 season at Nissan Stadium are now on sale. To find out about ticket options, fans can visit [TennesseeTitans.com/tickets](https://TennesseeTitans.com/tickets), email [ticketssales@titans.nfl.com](mailto:ticketssales@titans.nfl.com) or call (615) 565-4200. Information on season ticket memberships, single-game tickets, flex plans, group tickets, suite sales and "Fireball Fast Passes" is available.

Titans season ticket members receive the best seat locations at the best price, flexible interest-free payment plans and playoff ticket priority. Additional benefits include access to exclusive VIP events year-round, special discounts on concession items, pre-sales to Nissan Stadium events and concerts, and a unique season ticket member gift each season.

## NISSAN STADIUM RECORD WHEN ...

## The Titans at Nissan Stadium (1999-present):

	Games	Record	Pct.
Regular Season	186	107-79	.575
Postseason	6	2-4	.333
<b>Combined</b>	<b>192</b>	<b>109-83</b>	<b>.568</b>


Record When ...	Reg. Season	Playoffs
September	21-17	
October	25-21	
November	24-18	
December	34-22	
January	3-1	2-4
Thursday	5-3	
Friday	0-1	
Saturday	2-1	2-2
Sunday	92-71	0-2
Monday	7-3	
Tuesday	1-0	
Against own division	43-32	0-1
Against AFC	77-61	2-4
Against NFC	30-18	
Overtime games	7-6	1-0
In primetime	14-11	
Temperature 80+	7-6	
Temperature <40	9-10	1-2
Titans score 20 points	90-33	2-0
Titans score 30 points	39-6	1-0
Titans allow <20 points	69-13	1-2
Titans allow <10 points	16-0	
Titans net 300 yards	79-47	1-3
Opponents net <300 yards	51-11	1-2
Titans commit 0 turnovers	37-11	
Titans force 2 turnovers	70-24	

## WINNING AT HOME

Since the 2016 season, the Titans have been one of the NFL's most successful teams at home. In 2021, they went 7-2 at home. They were one of four teams to win at least seven games at home, along with Green Bay (8-0), Tampa Bay (7-1) and Kansas City (7-2).

## Highest winning percentage in home games (regular season) since 2016:

Team	Wins	Losses	Ties	Win Pct
1. Green Bay Packers	37	10	1	0.781
2. Kansas City Chiefs	37	12	0	0.755
3. Pittsburgh Steelers	35	13	1	0.724
4. New England Patriots	35	14	0	0.714
5. Baltimore Ravens	34	15	0	0.694
6. New Orleans Saints	32	16	0	0.667
<b>7. Tennessee Titans</b>	<b>33</b>	<b>17</b>	<b>0</b>	<b>0.660</b>
8. Minnesota Vikings	32	17	0	0.653
9. Seattle Seahawks	31	17	0	0.646
10. Buffalo Bills	31	18	0	0.633
Dallas Cowboys	31	18	0	0.633





## TITANS/OILERS ALL-TIME RECORD

	W	L	T
<b>Regular Season:</b>	<b>463</b>	<b>481</b>	<b>6</b>
Home	265	209	2
Road	198	272	4
As Titans (1999-present)	196	174	0
As Oilers (1960-1998)	267	307	6
<b>Postseason:</b>	<b>17</b>	<b>23</b>	<b>0</b>
Home	6	7	0
Road	11	15	0
Super Bowl (XXXIV)	0	1	0
As Titans (1999-present)	8	10	0
As Oilers (1960-1998)	9	13	0

**All-time playoff appearances by the Oilers/Titans:** 1960, 1961, 1962, 1967, 1969, 1978, 1979, 1980, 1987, 1988, 1989, 1990, 1991, 1992, 1993, 1999, 2000, 2002, 2003, 2007, 2008, 2017, 2019, 2020, 2021

**All-time division titles by the Oilers/Titans:** 1960, 1961, 1962, 1967, 1991, 1993, 2000, 2002, 2008, 2020, 2021

## SIX CONSECUTIVE WINNING SEASONS

With a winning record secured during the 2021 regular season, the Titans recorded their sixth season with a winning record in six seasons since **Jon Robinson** was hired as general manager.

In the "Titans era" (1999–present), the team never before had as many as three consecutive winning campaigns.

With their 2021 record, plus their 2020 finish of 11-5 and their 9-7 marks every season from 2016 through 2019, the Titans have built the second-longest active streak of winning seasons in the NFL.

**Most current consecutive winning seasons (through 2021):**

Team	Total	Seasons
1. Kansas City Chiefs	9	2013–2021
2. <b>Tennessee Titans</b>	<b>6</b>	<b>2016–2021</b>
3. Los Angeles Rams	5	2017–2021
New Orleans Saints	5	2017–2021
5. Buffalo Bills	3	2019–2021
Green Bay Packers	3	2019–2021
7. (four tied)	2	

## WINNING IN THE AFC SOUTH

Since the start of the 2017 season, the Titans have built the best division record in the AFC South.

In six divisional games in 2021, the Titans finished with a 5-1 record for the second consecutive season. The mark tied (2017) for their second-best divisional record since the formation of the AFC South in 2002.

**Best division winning percentage in the AFC South from 2017–2022:**

Team	Wins	Losses	Ties	Win %
1. <b>Tennessee Titans</b>	<b>21</b>	<b>9</b>	<b>0</b>	<b>.700</b>
2. Indianapolis Colts	16	14	1	.532
3. Houston Texans	14	16	1	.468
4. Jacksonville Jaguars	9	21	0	.300

**Best final division records for the Titans since the AFC South was formed in 2002:**

Season	Wins	Losses	Win %
1. 2002	6	0	1.000
2. <b>2021</b>	<b>5</b>	<b>1</b>	<b>.833</b>
2020	5	1	.833
2017	5	1	.833
3. 2008	4	2	.667
2003	4	2	.667
2006	4	2	.667
2007	4	2	.667
7. 2019	3	3	.500
2018	3	3	.500
2011	3	3	.500

## WINNING CLOSE GAMES

Since the beginning of the 2018 season, no NFL team has more wins than the Titans in games decided by three points or less.

In 2021, the Titans were 6-1 in games decided by three points or less. Their six such wins led the NFL and were the most in franchise history. Twenty-seven teams in 2021 had no more than three wins of three points or less.

The Titans won their first three games of 2020 by a total of six points—a 16-14 victory at Denver followed by a 33-30 win against the Jaguars and a 31-30 win at Minnesota. They closed the season with a 41-38 win at Houston.

**Most wins in games decided by three points or less, 2018–2022:**

Team	W	L	T	Win%
1. <b>Tennessee Titans</b>	<b>15</b>	<b>7</b>	<b>0</b>	<b>0.682</b>
2. New Orleans Saints	12	6	0	0.667
Las Vegas Raiders	12	6	0	0.667
4. Cleveland Browns	11	6	1	0.639
5. Seattle Seahawks	10	9	0	0.526
Houston Texans	10	8	1	0.553
Los Angeles Chargers	10	11	0	0.476
8. Green Bay Packers	9	5	1	0.633
Baltimore Ravens	9	8	0	0.529
Los Angeles Rams	9	6	0	0.600
Pittsburgh Steelers	9	6	2	0.588

## CONSECUTIVE 11+ WIN SEASONS

With a 12-5 record in 2021, the Titans secured the franchise's fourth all-time set of back-to-back 11-win seasons. As the Oilers, the team went 11-5 in 1979 and in 1980. During the "Titans era" (since 1999), the team was 13-3 in both 1999 and 2000, and then 11-5 and 12-4 in 2002 and 2003, respectively.

**Consecutive 11-win seasons, franchise history (regular season):**

Season 1	Season 2	Total
<b>2020 (11-5)</b>	<b>2021 (12-5)</b>	<b>2</b>
2002 (11-5)	2003 (12-4)	2
1999 (13-3)	2000 (13-3)	2
1979 (11-5)	1980 (11-5)	2

## TITANS ON LONG REST

Since **Mike Vrabel** became the head coach of the Titans in 2018, the Titans are 4-0 following their bye. They won post-bye games in 2018 at the Dallas Cowboys, in 2019 and 2021 against the Jaguars, and in 2020 against the Buffalo Bills (bye adjusted in schedule due to COVID-19).

Additionally, the Titans are 4-0 since 2018 on long rest following Thursday night games. That includes wins in 2018 at the New York Giants, in 2019 at the Atlanta Falcons, in 2020 at the Baltimore Ravens and in 2021 against the Miami Dolphins.

The Titans are one of two undefeated NFL teams since 2018 in regular season games with nine or more rest days in between games. The Pittsburgh Steelers are the other such club.

**Best winning percentage from 2018 to 2021 with nine or more rest days between games (regular season):**

Team	Games	Wins	Losses	Ties	Win Pct
1. <b>Tennessee Titans</b>	<b>8</b>	<b>8</b>	<b>0</b>	<b>0</b>	<b>1.000</b>
Pittsburgh Steelers	8	8	0	0	1.000
3. Atlanta Falcons	9	7	2	0	.778
Dallas Cowboys	9	7	2	0	.778
5. Indianapolis Colts	8	6	2	0	.750
Kansas City Chiefs	8	6	2	0	.750
Baltimore Ravens	8	6	2	0	.750
8. New Orleans Saints	7	5	2	0	.714
9. Buffalo Bills	6	4	2	0	.667
10. (three tied)					.625

Note: Does not include season openers; nine-day rest period does not include game days

## DEFEATING LAST YEAR'S PLAYOFF TEAMS

In 2021, the Titans played eight games against teams that made the NFL playoffs in 2020 and went 7-1 in those opportunities. Their record included wins against the Seattle Seahawks, Indianapolis Colts (twice), Buffalo Bills, Kansas City Chiefs, Los Angeles Rams and the New Orleans Saints, with their lone loss at the Pittsburgh Steelers.

With five such wins in consecutive fashion from Week 6 to Week 10, they became the second team in NFL history to win five straight contests with each of the wins coming at the expense of a participant in the previous year's postseason. They joined the 2003 Philadelphia Eagles as the only teams to do so.

Since the 1970 NFL-AFL merger, the Titans were one of eight teams to go 7-1 (.875) or better with a minimum of seven games against the previous season's playoff participants.

**Highest winning percentage in a season since 1970 against the previous year's playoff participants (minimum seven games):**

Team	Season	G	W	L	T	Win%
1. New England Patriots	2007	8	8	0	0	1.000
New England Patriots	2003	7	7	0	0	1.000
New Orleans Saints	2002	7	7	0	0	1.000
4. <b>Tennessee Titans</b>	<b>2021</b>	<b>8</b>	<b>7</b>	<b>1</b>	<b>0</b>	<b>.875</b>
New Orleans Saints	2018	8	7	1	0	.875
New England Patriots	2010	8	7	1	0	.875
Indianapolis Colts	2000	8	7	1	0	.875
Dallas Cowboys	1992	8	7	1	0	.875
9. (10 tied)						.857

## SEVEN-POINT COMEBACKS UNDER VRABEL

The Titans' 34-31 come-from-behind victory over the Buffalo Bills on Oct. 18, 2021 marked the seventh time **Mike Vrabel's** Titans won after trailing by at least seven points in the fourth quarter, and it was the second such occasion in 2021. They were down 30-16 at Seattle (Sept. 19) before rallying to win 33-30 in overtime.

Since Vrabel's tenure began in 2018, the Titans have had the NFL's most fourth-quarter comebacks of seven or more points.

**Most victories since 2018 after trailing by seven or more points in the fourth quarter:**

Team	Wins
1. <b>Tennessee Titans</b>	<b>7</b>
2. Kansas City Chiefs	5
Green Bay Packers	5
New Orleans Saints	5
5. Pittsburgh Steelers	4
Washington Commanders	4
Los Angeles Chargers	4
8. Baltimore Ravens	3
Chicago Bears	3
Las Vegas Raiders	3
New York Jets	3
Minnesota Vikings	3

**Titans wins from 2018 to 2022 after trailing by seven or more points in the fourth quarter:**

Date	Opponent	Largest 4th Quarter Deficit	Final Score
Sept. 30, 2018	Philadelphia	10-17	26-23 (OT)
Dec. 2, 2018	N.Y. Jets	13-22	26-22
Nov. 10, 2019	Kansas City	20-29	35-32
Oct. 18, 2020	Houston	29-36	42-36 (OT)
Nov. 22, 2020	at Baltimore	13-21	30-24 (OT)
Sept. 19, 2021	at Seattle	16-30	33-30 (OT)
Oct. 18, 2021	Buffalo	24-31	34-31

## MOST PLAYERS/STARTERS IN 2021

During the 2021 regular season, a total of 91 players appeared in at least one game for the Titans. More players participated in at least one game for the Titans than any other team in NFL history outside of the 1987 strike season that included replacement players.

A league-high total of 43 players were used on defense by the Titans in 2021. Their 39 players on offense tied the Jacksonville Jaguars for the most in the league, while their 78 special teams players tied the New York Jets for the highest total.

Additionally, the Titans were among the 2021 leaders in total number of starters used.

**Most total players used in 2021:**

Team	Players
1. <b>Tennessee Titans</b>	<b>91</b>
2. New York Jets	87
3. Detroit Lions	85
Houston Texans	85
New Orleans Saints	85
6. Washington Football Team	82
7. Carolina Panthers	81
8. Jacksonville Jaguars	80
9. Cleveland Browns	79
San Francisco 49ers	79

**Most players used in an NFL season (does not include 1987 season):**

Team	Season	Players
1. <b>Tennessee Titans</b>	<b>2021</b>	<b>91</b>
2. New York Jets	2021	87
2. Houston Texans	2021	85
Detroit Lions	2021	85
New Orleans Saints	2021	85
6. San Francisco 49ers	2020	84
Miami Dolphins	2019	84
8. Washington Football Team	2021	82
9. Carolina Panthers	2021	81
9. Philadelphia Eagles	2020	81
Jacksonville Jaguars	2020	81

**Teams with the most players with at least one start in 2021:**

Team	Starters
1. New Orleans Saints	56
2. Detroit Lions	55
3. New York Jets	54
4. Washington Football Team	53
5. Houston Texans	51
6. Chicago Bears	50
Philadelphia Eagles	50
8. <b>Tennessee Titans</b>	<b>49</b>
Cincinnati Bengals	49
Cleveland Browns	49
Jacksonville Jaguars	49
New York Giants	49





## TIME OF POSSESSION LEADERS IN 2021

The Titans have been one of the NFL's best ball-control teams in the NFL since 2021. Their average of 32 minutes and 35 seconds of possession ranks first in the NFL during that time.

### Highest average time of possession in 2021:

Team	Time of Possession
1. Tennessee Titans	32:35
2. Green Bay Packers	32:29
3. Baltimore Ravens	32:05
4. Indianapolis Colts	31:52
5. Buffalo Bills	31:32
6. Cleveland Browns	31:13
7. Kansas City Chiefs	31:08
8. Cincinnati Bengals	31:05
9. Arizona Cardinals	30:55
10. Washington Commanders	30:51

## RUSHING OFFENSE IN 2021

During the 2021 regular season, the Titans ranked fifth in the NFL with 2,404 rushing yards, an average of 141.4 yards per game. They also tied for third place in the NFL with 23 total rushing touchdowns.

### NFL's top rushing offenses in 2021:

Team	Rush Yards	Per Game
1. Philadelphia Eagles	2,715	159.7
2. Indianapolis Colts	2,540	149.4
3. Baltimore Ravens	2,479	145.8
4. Cleveland Browns	2,471	145.4
5. Tennessee Titans	2,404	141.4
6. Buffalo Bills	2,209	129.9
7. San Francisco 49ers	2,166	127.4
8. New England Patriots	2,151	126.5
9. Dallas Cowboys	2,119	124.6
10. Arizona Cardinals	2,076	122.1

### Most rushing touchdowns in 2021:

Team	Rush TD
1. Philadelphia Eagles	25
2. New England Patriots	24
3. Tennessee Titans	23
Arizona Cardinals	23
5. Indianapolis Colts	22
San Francisco 49ers	22
7. Buffalo Bills	20
Cleveland Browns	20
9. (four tied)	18

## GOAL-TO-GO IN 2021

Since 2019, the Titans have been one of the most efficient NFL teams in scoring in goal-to-go situations. In 2021, they led the NFL in goal-to-go efficiency for the third consecutive season, scoring touchdowns on 28 of their 32 goal-to-go possessions (87.5 percent).

The 2020 Titans were a league-best 94.1 percent (32 of 34) in goal-to-go situations. Their percentage was the best in the NFL since the beginning of 2000.

### Best goal-to-go touchdown efficiency from 2019–2022:

Team	Poss	TD	Pct
1. Tennessee Titans	92	83	90.20%
2. Seattle Seahawks	82	67	81.70%
3. Green Bay Packers	107	85	79.40%
4. Tampa Bay Buccaneers	122	95	77.90%
5. Los Angeles Rams	105	81	77.10%
Philadelphia Eagles	105	81	77.10%
7. Kansas City Chiefs	106	81	76.40%
8. New York Giants	59	45	76.30%
9. Cleveland Browns	90	68	75.60%
10. New Orleans Saints	93	70	75.30%

## TOP OFFENSES SINCE 2020

Since the beginning of the 2020 campaign, the Titans have been one of the NFL's most productive offenses.

In 2021, the Titans finished with the fifth-ranked rushing offense (141.4 yards per game). They also placed 15th in scoring offense (24.65 points per game) and eighth in third-down percentage (43.6).

In 2020, the Titans tied for second place in total offense (396.4 yards per game), which was the franchise's highest ranking since finishing second in 1991. They also ranked second in rushing offense (168.1) and fourth in points per game (30.7).

The Titans also ranked fifth in the NFL from 2020 to 2021 on third down, converting 187 of their 418 attempts (44.7 percent).

### NFL's top-ranked rushing offenses from 2020 to 2022 (yards per game):

Team	Rush Yards Per Game
1. Baltimore Ravens	165.1
2. Tennessee Titans	152.6
3. Cleveland Browns	148.9
4. Philadelphia Eagles	145.8
5. Indianapolis Colts	138.6
6. New England Patriots	134.6
7. Arizona Cardinals	129.9
8. New Orleans Saints	129.6
9. Minnesota Vikings	127.6
10. San Francisco 49ers	124.4

### Most points per game from 2020 to 2022:

Team	Points Per Game
1. Tampa Bay Buccaneers	30.06
2. Buffalo Bills	29.85
3. Kansas City Chiefs	29.32
4. Green Bay Packers	28.41
5. Tennessee Titans	27.35
6. Dallas Cowboys	27.29
7. Indianapolis Colts	27.12
8. Los Angeles Chargers	25.94
9. Arizona Cardinals	25.88
Seattle Seahawks	25.88

### Highest third-down percentage from 2020 to 2022:

Team	Third Down Pct.
1. Kansas City Chiefs	50.9%
2. Buffalo Bills	48.9%
3. Green Bay Packers	46.0%
4. Tampa Bay Buccaneers	45.1%
5. Los Angeles Chargers	44.7%
6. Tennessee Titans	44.3%
7. Los Angeles Rams	43.7%
8. Baltimore Ravens	42.2%
New England Patriots	42.2%
10. Philadelphia Eagles	42.1%
Arizona Cardinals	42.1%



## TOUCHDOWNS SINCE 2019

Since the beginning of the 2019 season, the Titans rank near the top of the NFL in total touchdowns scored.

In 2020, the Titans finished with 62 total touchdowns, which ranked second in the NFL and second all-time for the franchise (66 in 1961).

## Most total touchdowns from 2019 to 2022:

Team	Total Touchdowns
1. Tampa Bay Buccaneers	177
2. Kansas City Chiefs	170
3. <b>Tennessee Titans</b>	<b>167</b>
4. Green Bay Packers	165
5. Baltimore Ravens	163
6. New Orleans Saints	157
7. Buffalo Bills	156
8. Dallas Cowboys	155
9. Seattle Seahawks	153
10. San Francisco 49ers	152
Minnesota Vikings	152

## RED ZONE SUCCESS SINCE 2019

During the past three seasons, the Titans have fielded the NFL's most efficient offense in the red zone. From 2019 to 2021, they had 121 touchdowns in 170 possessions inside their opponent's 20-yard line.

During the 2019 campaign alone, they scored touchdowns on 75.6 percent (34 of 45) of their drives inside the opponent's 20-yard line to lead the league. That was the third-best figure in the NFL since 1991 and the highest since the 2013 Denver Broncos (76.1 percent).

In 2020, their 75.0 percent rate in the red zone (48 of 64) ranked second to the Green Bay Packers (80.0 percent).

In 2021, the Titans offense was fifth in the NFL with touchdowns on 63.9 percent of trips inside the opponent's 20-yard line (39 of 61).

## Top red zone offenses (touchdown percentage) from 2019–2022:

Team	RZ Drives	Touchdowns	TD Pct.
1. <b>Tennessee Titans</b>	<b>173</b>	<b>123</b>	<b>71.1%</b>
2. Seattle Seahawks	164	110	67.1%
3. Green Bay Packers	183	122	66.7%
4. Tampa Bay Buccaneers	186	123	66.1%
5. New Orleans Saints	184	119	64.7%
6. Minnesota Vikings	171	110	64.3%
7. Philadelphia Eagles	166	106	63.9%
8. Baltimore Ravens	182	116	63.7%
Cleveland Browns	157	100	63.7%
10. San Francisco 49ers	174	107	61.5%

## Top red zone offenses (touchdown percentage) in 2021:

Team	RZ Drives	Touchdowns	TD Pct.
1. San Francisco 49ers	54	36	66.7%
2. Tampa Bay Buccaneers	68	45	66.2%
3. Seattle Seahawks	48	31	64.6%
4. Los Angeles Chargers	75	48	64.0%
5. <b>Tennessee Titans</b>	<b>61</b>	<b>39</b>	<b>63.9%</b>
6. Dallas Cowboys	65	41	63.1%
7. Buffalo Bills	77	48	62.3%
Philadelphia Eagles	61	38	62.3%
Minnesota Vikings	53	33	62.3%
10. Cleveland Browns	50	31	62.0%

## YARDS PER PLAY SINCE 2019

Since the start of the 2019 season, the Titans rank in the top 10 in the NFL in average net yards per offensive play.

The 2019 Titans finished the season with 5,805 total yards on 949 total plays. Their average of 6.12 yards per play was the fourth-best in the NFL. They finished fourth again in 2020, averaging 6.15 yards per play (1,031 plays, 6,343 yards).

## Highest average yards per play from 2019–2022:

Team	Yards Per Play
1. Kansas City Chiefs	6.15
2. Tampa Bay Buccaneers	5.99
3. San Francisco 49ers	5.93
Dallas Cowboys	5.93
5. Minnesota Vikings	5.89
6. Las Vegas Raiders	5.84
7. Green Bay Packers	5.83
8. Baltimore Ravens	5.79
9. <b>Tennessee Titans</b>	<b>5.77</b>
10. Seattle Seahawks	5.76

## THIRD-DOWN DEFENSE SINCE 2021

The Titans have fielded one of the NFL's best third-down defenses since the start of the 2021 season. They concluded 2021 ranked sixth on third down, allowing opponents to convert on 77 of their 210 chances for a rate of 36.7 percent.

Over the final month of the 2021 campaign (Weeks 15-18), the Titans ranked third in the NFL by allowing opponents to convert only 28.6 percent on third down (12 of 42). Only the Buffalo Bills (20.8) and Las Vegas Raiders (26.4) fared better in that span.

## Top third-down defenses from 2021–2022:

Team	Opponents Third-Down...		
	Att	Conv	Pct
1. Buffalo Bills	227	72	31.7%
2. Baltimore Ravens	215	72	33.5%
3. Dallas Cowboys	237	81	34.2%
4. <b>Tennessee Titans</b>	<b>220</b>	<b>79</b>	<b>35.9%</b>
5. Minnesota Vikings	223	81	36.3%
6. New England Patriots	225	83	36.9%
7. New Orleans Saints	253	94	37.2%
8. Tampa Bay Buccaneers	241	90	37.3%
9. Pittsburgh Steelers	248	94	37.9%
10. Carolina Panthers	235	90	38.3%

## 2021 RUSHING DEFENSE

During the 2021 regular season, the Titans placed second in the NFL in rushing defense. Their opponents rushed for an average of 84.6 yards per contest. Only the Baltimore Ravens (84.5) defense allowed fewer yards on the ground.

The Titans allowed only one individual 100-yard rusher in 2021 and did not allow one after Jacksonville's **James Robinson** had 149 rushing yards in Week 5 (Oct. 10).

In the final five weeks of the season, no team rushed for more than 83 yards against the Titans defense.

## Top rushing defenses in 2021 (yards per game):

Team	Opp Rush Yards	Per Game
1. Baltimore Ravens	1,436	84.5
2. <b>Tennessee Titans</b>	<b>1,438</b>	<b>84.6</b>
3. Tampa Bay Buccaneers	1,573	92.5
4. New Orleans Saints	1,589	93.5
5. Cincinnati Bengals	1,742	102.5
6. Los Angeles Rams	1,754	103.2
7. San Francisco 49ers	1,760	103.5
8. Washington Football Team	1,775	104.4
9. Philadelphia Eagles	1,834	107.9
10. Indianapolis Colts	1,854	109.1



## MOST SACKS SINCE 2021

The Titans defense emerged as one of the top units in the NFL in sacking opposing quarterbacks in 2021. With 43 sacks, the Titans tied for ninth place in the NFL and tied for third in the AFC.

Outside linebacker **Harold Landry III** led the team with 12 sacks, followed by defensive linemen **Denico Autry** (nine) and **Jeffery Simmons** (8.5).

**Landry, Autry and Simmons made the Titans the only NFL team in 2021 to feature three different players with at least eight sacks.** The Pittsburgh Steelers and Tampa Bay Buccaneers accomplished the feat in 2020.

### Most sacks from 2021–2022:

Team	Sacks
1. Pittsburgh Steelers	62
2. Minnesota Vikings	55
3. Los Angeles Rams	52
4. Chicago Bears	51
Tampa Bay Buccaneers	51
6. Miami Dolphins	50
San Francisco 49ers	50
8. Buffalo Bills	49
9. <b>Tennessee Titans</b>	<b>48</b>
10. Cleveland Browns	47

## DEFENSE IN THE RED ZONE

Opponents scored touchdowns on 30 of their 58 drives inside the red zone against the Titans in 2021. The Titans defense finished seventh in the NFL with a rate of 51.7 percent of opponent red-zone drives finishing with touchdowns.

### Top red zone defenses (touchdown percentage), 2021–2022:

Team	Opp RZ Drives	Touchdowns	TD Pct.
1. New Orleans Saints	50	22	44.0%
2. New England Patriots	50	23	46.0%
3. Pittsburgh Steelers	64	32	50.0%
Denver Broncos	42	21	50.0%
5. Seattle Seahawks	61	31	50.8%
6. Buffalo Bills	47	24	51.1%
7. <b>Tennessee Titans</b>	<b>61</b>	<b>32</b>	<b>52.5%</b>
Tampa Bay Buccaneers	59	31	52.5%
9. New York Giants	74	39	52.7%
10. Los Angeles Rams	58	31	53.4%
Miami Dolphins	58	31	53.4%

## LEAST PENALIZED TEAMS FROM 2018–2022

Under head coach **Mike Vrabel**, who was named to his current post in 2018, the Titans have been one of the NFL's least penalized teams.

From 2018–20, the Titans were called for the second-fewest total penalties in the NFL—267 total infractions. Only the New England Patriots (249) fared better.

In 2018, the Titans were called for only 82 penalties, leading the NFL and setting a team record for the lowest number in a 16-game season (since 1978, excluding strike-shortened 1982 and 1987 seasons). They received no more than four penalties in nine of their 16 games. The previous franchise record for fewest penalties in a 16-game season was 84 by the 1983 Oilers.

### Fewest total penalties from 2018–2022:

Team	Penalties
1. New England Patriots	347
2. Green Bay Packers	363
3. Los Angeles Rams	365
4. Cincinnati Bengals	366
5. Indianapolis Colts	376
6. <b>Tennessee Titans</b>	<b>377</b>
7. New York Giants	381
8. Miami Dolphins	383
9. Minnesota Vikings	384
10. Carolina Panthers	389

## TITANS ROSTER BREAKDOWN

Out of the 53 players on the Titans roster (as of Sept. 12), there are 25 offensive players, 25 defensive players and three specialists. Twenty-one players were added to the roster since the end of the 2021 campaign.

### The following is a closer breakdown of the roster (as of Sept. 12, 2022):

#### Years in NFL (including 2021):

13th	1
12th	0
11th	3
10th	1
9th	2
8th	2
7th	3
6th	4
5th	6
4th	10
3rd	6
2nd	5
1st	0
Rookie	10

#### By Age (roster as of Sept. 5; age as of season opener on Sept. 11):

20–24	20
25–28	24
29–32	6
33+	3

#### By Position:

OL	9
DL	7
RB/FB	6
CB	5
WR	5
S	5
ILB	4
OLB	4
TE	3
Specialists	3
QB	2

#### By Draft Round:

First Round	6
Second Round	8
Third Round	5
Fourth Round	7
Fifth Round	3
Sixth Round	4
Seventh Round	2
Undrafted	18

#### First-Round Draft Picks:

WR Treylon Burks (2022)
CB Caleb Farley (2021)
DT Jeffery Simmons (2019)
OLB Bud Dupree (2015)
T Taylor Lewan (2014)
QB Ryan Tannehill (2012)

#### Pro Bowl Seasons:

S Kevin Byard (2017, 2021)
LS Morgan Cox (2015–16, 2019–20)
RB Derrick Henry (2019–20)
TE Austin Hooper (2018–19)
T Taylor Lewan (2016–18)
QB Ryan Tannehill (2019)

#### Drafted by the Titans: 19

#### New players in 2022: 21

#### Oldest player:

LS Morgan Cox (4/26/86)

#### Youngest player:

RB Julius Chestnut (10/26/00)

#### Tallest player:

T Taylor Lewan (6-7)

#### Shortest player:

DB Ugo Amadi (5-9)  
K Randy Bullock (5-9)

### States that produced the most current Titans (high school location):

**Texas** - 6 (Ola Adeniyi, Aaron Brewer, Randy Bullock, Joshua Kalu, Kevin Strong, Ryan Tannehill)

**Georgia** - 6 (Kevin Byard, Tory Carter, Bud Dupree, Corey Levin, Chig Okonkwo, Malik Willis)

**Florida** - 5 (Derrick Henry, Nicholas Petit-Frere, DeMarcus Walker, Rashad Weaver, Nick Westbrook-Ikhine)

**California** - 5 (Austin Hooper, Kyle Phillips, Ryan Stonehouse, Geoff Swaim, Robert Woods)

### Universities that produced the most current Titans:

**Alabama** - 2 (Da'Shawn Hand, Derrick Henry)

**Arkansas** - 2 (Treylon Burks, Cody Hollister)

**Kentucky** - 2 (Bud Dupree, Lonnie Johnson Jr.)

**Louisiana State** - 2 (Tory Carter, Kristian Fulton)

**Michigan** - 2 (Hassan Haskins, Taylor Lewan)

**Mississippi State** - 2 (Denico Autry, Jeffery Simmons)

**North Dakota State** - 2 (Dillon Radunz, Derrek Tuszka)

**Ohio State** - 2 (Jamarco Jones, Nicholas Petit-Frere)

**Texas A&M** - 2 (Randy Bullock, Ryan Tannehill)



## TITANS QUARTERBACKS

No.	Name	Ht	Wt	Exp	College
17	Tannehill, Ryan	6-4	217	11	Texas A&M
7	Willis, Malik	6-1	219	R	Liberty

### #17 • QB RYAN TANNEHILL

6-4, 207, 11th Year (4th with Titans), Texas A&M  
[Click for complete bio](#)

Quarterback **Ryan Tannehill** is in his 11th NFL season and his fourth campaign with the Titans in 2021.

In his first three seasons in Tennessee, Tannehill built a 30-13 record as a starting quarterback and led the team to the postseason three times, becoming the franchise's first starting quarterback since **Warren Moon** (1987 to 1993) to direct his team to the playoffs in at least three consecutive seasons. After appearing in the AFC championship game as a wild card team in 2019, the Titans won consecutive division titles in 2020 and 2021, a first for the franchise since the Oilers took the first three AFL Eastern Division titles from 1960 to 1962. Tannehill's 30 wins were the most by any starting quarterback in franchise history in the player's first three seasons with the organization, surpassing the 28 by **George Blanda** from 1960 to 1962.

Tannehill started every game from Week 7 of the 2019 campaign through the end of 2021. His 43 consecutive starts in the regular season tied **Steve McNair** (2001-03) for the most in franchise history by a starting quarterback. During that time, Tannehill's 102.3 passer rating ranked sixth in the NFL. Also, Tannehill's 13 total game-winning drives in that span ranked second in the NFL behind only Raiders quarterback **Derek Carr's** 14.

In 2021, he placed third on the franchise's single-season passing charts in attempts (531), completions (357) and completion percentage (67.2), and he ranked fourth with 3,734 passing yards. He became the only quarterback other than Moon (1989-1991) to record multiple seasons with at least 3,500 passing yards with the franchise. Additionally, he rushed for 270 yards, and his seven rushing touchdowns ranked second among NFL signal callers behind **Jalen Hurts'** 10. Tannehill was the first quarterback in franchise annals with at least seven rushing touchdowns in back-to-back seasons.

After receiving a multi-year contract extension during the 2020 offseason, Tannehill responded with 16 starts for the first time since 2015 and produced one of the best seasons of any quarterback in franchise history. A Titans team captain for the first time, his statistics finished in the top five of several of the organization's single-season record lists, including 40 total touchdowns (first), a 106.5 passer rating (second), 3,819 passing yards (third), 33 touchdown passes (tied for second), 65.5 completion percentage (fourth) and 7.9 yards per attempt (tied for fifth). Tannehill became the fourth player in NFL history with a passer rating of at least 106.0 in consecutive seasons, joining **Drew Brees** (2018-20), **Russell Wilson** (2018-19) and **Aaron Rodgers** (2011-12).

Also in 2020, Tannehill and Buffalo's **Josh Allen** became the fourth and fifth quarterbacks in NFL history with at least 3,800 passing yards, 33 passing touchdowns and seven rushing touchdowns in the same season. Only **Cam Newton** (2015), **Daunte Culpepper** (2000) and **Steve Young** (1994) had done so previously.

In 2019, Tannehill set single-season franchise records and led the NFL with a 117.5 passer rating and a passing average of 9.6 yards per attempt. His passer rating was the fourth-highest figure in NFL history among qualifiers. Additionally, he set a club record and placed third in the NFL with a 70.3 completion percentage.

Tannehill was named AFC Offensive Player of the Month for December 2019 and was named to his first career Pro Bowl. He also won the Associated Press Comeback Player of the Year Award.

Originally a first-round selection (eighth overall) by the Miami Dolphins in the 2012 NFL Draft, Tannehill was acquired by the Titans in a trade with

the Dolphins on March 15, 2019. The Titans sent a 2019 seventh-round pick and a 2020 fourth-round selection to Miami in exchange for Tannehill and a 2019 sixth-rounder.

Over his seven seasons in Miami, he started 88 games, threw for 20,434 yards and 123 touchdowns, and rushed for 1,210 yards and six scores. When he left Miami, he ranked second in franchise history behind **Chad Pennington** in both career completion percentage (62.8) and career passer rating (87.0). He authored 13 game-winning drives for the Dolphins.

From 2012 through 2015, Tannehill's passing yardage total—15,460 yards—was the third highest mark in NFL history for a player's first four seasons, behind only **Peyton Manning** and **Dan Marino**. Tannehill's two 4,000-yard passing seasons (2015 and 2014) were the only ones recorded by a Dolphins quarterback other than Marino (six times). The Dolphins reached the playoffs in 2016, breaking an eight-year postseason drought.

A native of Big Spring, Texas, Tannehill attended Texas A&M, where he earned honorable mention All-America honors as a senior. He played both quarterback and wide receiver, passing for 5,450 yards and 42 touchdowns and adding 112 receptions for 1,596 yards and 10 scores.

#### 2022 Game Notes:

➤ **Against New York Giants (9/11)**, completed 20 of 33 passes for 266 yards and two touchdowns for a 106.4 passer rating. His seven-yard touchdown pass to running back Dontrell Hilliard in the first quarter was the 200th touchdown pass of his career, making him the 47th player in NFL history to reach the plateau. He added a 23-yard touchdown pass to Hilliard in the third quarter. By starting his 44th consecutive game with the club, he passed Steve McNair (43 from 2001-03) for the most consecutive starts in Titans/Oilers history by a quarterback. He extended his career-best streak to 16 consecutive games with at least one passing or rushing touchdown. With his 77th and 78th touchdown passes in a Titans uniform, he took possession of fifth place on the franchise's passing touchdowns list, passing Marcus Mariota (76). Logged his 26th game for the Titans (48th career) with a passer rating of at least 100.0.

### QB WINS, FIRST THREE SEASONS

In leading the Titans to a 12-5 record during the 2021 regular season, Titans quarterback **Ryan Tannehill** improved to 30-13 as a starter since he was traded from the Dolphins to the Titans in 2019. He started every game from Week 7 of his initial season in Tennessee through the 2021 finale.

Tannehill is off to one of the best beginnings to any quarterback's tenure in franchise history. He has more regular season wins—30—than any other starting signal caller in franchise history over the player's first three years with the club, surpassing **George Blanda**, who won 28 regular season starts for the Oilers from 1960 to 1962.

Tannehill moved past **Marcus Mariota** (29 wins) and into a tie with **Vince Young** (30) for fifth place on the team's all-time wins list for starting quarterbacks. He trails only **Steve McNair** (76), **Warren Moon** (70), **Dan Pastorini** (53) and **Blanda** (44).

#### Most wins by a starting quarterback in his first three regular seasons with the Titans/Oilers franchise:

Quarterback	Years 1-3	Wins in ...				Total
		Year 1	Year 2	Year 3		
1. <b>Ryan Tannehill</b>	<b>2019-2021</b>	<b>7</b>	<b>11</b>	<b>12</b>		<b>30</b>
2. <b>George Blanda</b>	1960-1962	8	9	11		28
3. <b>Marcus Mariota</b>	2015-2017	3	8	9		20
4. <b>Vince Young</b>	2006-2008	8	9	1		18
5. <b>Kenny Stabler</b>	1980-1981	11	5	-		16
	<b>Pete Beathard</b>	1967-1969	7	3	6	16
7. <b>Kerry Collins</b>	2006-2008	0	1	12		13
8. <b>Steve McNair</b>	1995-1997	2	2	8		12
	<b>Warren Moon</b>	1984-1986	3	4	5	12
10. <b>Matt Hasselbeck</b>	2011-2012	9	2	-		11
	<b>Chris Chandler</b>	1995-1996	5	6	-	11



## Tannehill's 2022 Game-by-Game Statistics:

Passing																	Rushing				
Date/Opp	W-L	G/S	Att	Cmp	Pct	Yds	Yd/Att	TD	TD%	Int	Int%	Lg	Sack	Lost	Rate		Att	Yds	Avg	Lg	TD
9/11 vs. NYG	L	QB	33	20	60.6	266	8.06	2	6.1	0	0.0	31	1	0	106.4		2	7	3.5	9	0
9/19 at Buf																					
9/25 vs. LV																					
10/2 at Ind																					
10/9 at Was																					
10/23 vs. Ind																					
10/30 at Hou																					
11/6 at KC																					
11/13 vs. Den																					
11/17 at GB																					
11/27 vs. Cin																					
12/4 at Phi																					
12/11 vs. Jax																					
12/18 at LAC																					
12/24 vs. Hou																					
12/29 vs. Dal																					
1/7-1/8 at Jax																					

## Tannehill's Career Regular Season Statistics (2012-18 with Miami):

Passing																	Rushing				
Year	G	S	Att	Cmp	Pct	Yds	Yd/Att	TD	TD%	Int	Int%	Lg	Sack	Lost	Rate		Att	Yds	Avg	Lg	TD
2012	16	16	484	282	58.3	3,294	6.8	12	2.5	13	2.7	80	35	234	76.1		49	211	4.3	31	2
2013	16	16	588	355	60.4	3,913	6.7	24	4.1	17	2.9	67	58	399	81.7		40	238	6.0	48	1
2014	16	16	590	392	66.4	4,045	6.9	27	4.6	12	2.0	50	46	337	92.8		56	311	5.6	40	1
2015	16	16	586	363	61.9	4,208	7.2	24	4.1	12	2.0	54	45	420	88.7		32	141	4.4	28	1
2016	13	13	389	261	67.1	2,995	7.7	19	4.9	12	3.1	74	29	216	93.5		39	164	4.2	18	1
2017	0	0																			
2018	11	11	274	176	64.2	1,979	7.2	17	6.2	9	3.3	75	35	279	92.7		32	145	4.5	20	0
2019	12	10	286	201	70.3	2,742	9.6	22	7.7	6	2.1	91	31	212	117.5		43	185	4.3	25	4
2020	16	16	481	315	65.5	3,819	7.9	33	6.9	7	1.5	75	24	173	106.5		43	266	6.2	45	7
2021	17	17	531	357	67.2	3,734	7.0	21	4.0	14	2.6	57t	47	327	89.6		55	270	4.9	28	7
2022	1	1	33	20	60.6	266	8.06	2	6.1	0	0.0	31	1	0	106.4		2	7	3.5	9	0
<b>Totals</b>	<b>134</b>	<b>132</b>	<b>4,242</b>	<b>2,722</b>	<b>64.2</b>	<b>30,995</b>	<b>7.31</b>	<b>201</b>	<b>4.7</b>	<b>102</b>	<b>2.4</b>	<b>91t</b>	<b>351</b>	<b>2,597</b>	<b>91.8</b>		<b>391</b>	<b>1,938</b>	<b>5.0</b>	<b>48</b>	<b>24</b>

## Tannehill's Career Postseason Statistics:

Passing																	Rushing				
Year	G	S	Att	Cmp	Pct	Yds	Yd/Att	TD	TD%	Int	Int%	Lg	Sack	Lost	Rate		Att	Yds	Avg	Lg	TD
2016	0	0	0	0	-	0	-	0	-	0	-	-	0	0	-		0	0	-	-	0
2019	3	3	60	36	60.0	369	6.2	5	8.3	1	1.7	45	5	40	98.5		13	35	2.7	9	1
2020	1	1	26	18	69.2	165	6.3	1	3.8	1	3.8	35	1	7	83.0		2	6	3.0	4	0
2021	1	1	24	15	62.5	220	9.2	1	4.2	3	12.5	41	1	7	66.7		3	12	4.0	8	0
<b>Totals</b>	<b>5</b>	<b>5</b>	<b>110</b>	<b>69</b>	<b>62.7</b>	<b>754</b>	<b>6.9</b>	<b>7</b>	<b>6.4</b>	<b>5</b>	<b>4.5</b>	<b>45t</b>	<b>7</b>	<b>54</b>	<b>85.2</b>		<b>18</b>	<b>53</b>	<b>2.9</b>	<b>9</b>	<b>1</b>

## Tannehill's Regular Season Single-Game Highs:

**Attempts** - 58 at N.Y. Jets (11/29/15)  
**Completions** - 35 (Twice, last vs. Houston, 11/21/21)  
**Passing Yards** - 431 at Arizona (9/30/12)  
**Touchdown Passes** - 4 (Five times, last at Houston, 1/9/22)  
**Long Completion** - 91t at Oakland (12/8/19)  
**Completion Percentage** - 79.3 vs. L.A. Chargers (10/20/19)  
**Passer Rating** - 155.3 vs. Oakland (9/23/18)  
**Rushing Attempts** - 8 (Twice, last at N.Y. Jets, 9/16/18)  
**Rushing Yards** - 56 (Twice, last vs. Indianapolis, 9/26/21)  
**Long Rush** - 48 at Pittsburgh (12/8/13)  
**Rushing Touchdowns** - 2 (Three times, last at Houston, 1/3/21)

## Tannehill's Playoff Single-Game Highs:

**Attempts** - 31 at Kansas City (1/19/20)  
**Completions** - 21 at Kansas City (1/19/20)  
**Passing Yards** - 220 vs. Cincinnati (1/22/22)  
**Touchdown Passes** - 2 (Twice, last at Kansas City, 1/19/20)  
**Long Completion** - 45t at Baltimore (1/11/20)  
**Completion Percentage** - 69.2 vs. Baltimore (1/10/21)  
**Passer Rating** - 108.1 at Kansas City (1/19/20)  
**Rushing Attempts** - 6 at Baltimore (1/11/20)  
**Rushing Yards** - 13 at Baltimore (1/11/20)  
**Long Rush** - 9 at Baltimore (1/11/20)  
**Rushing Touchdowns** - 1 at Baltimore (1/11/20)

## RYAN TANNEHILL'S STARTING RECORD WHEN ...

Record When Tannehill	Regular Season			Playoff Career
	2022	2019-22	Career	
Starts at quarterback	0-1	30-14	72-60	2-3
Starts vs. division opponents	0-0	13-3	26-22	0-0
Passes for 300 or more yards	0-0	5-3	11-13	0-0
Completes 1 or more TD passes	0-1	26-13	63-44	2-3
Completes 2 or more TD passes	0-1	19-6	46-18	1-1
Completes 3 or more TD passes	0-0	9-2	20-5	0-0
Starts and passes for no INTs	0-1	20-5	45-20	1-1
Completes 70.0% of his passes	0-0	16-1	35-6	0-0
Has a passer rating of 80.0+	0-1	27-9	64-29	1-1
Has a passer rating of 90.0+	0-1	26-6	58-14	1-1
Has a passer rating of 100.0+	0-1	22-4	40-8	1-1
Sacked 0 times	0-0	4-0	7-3	0-0
Rushes for 1 or more TDs	0-0	10-5	12-9	1-0
Rushes for 2 or more TDs	0-0	3-0	3-0	0-0
Rushes and Passes for 1 TD	0-0	8-4	9-5	1-0

## A NEW START

Since **Ryan Tannehill's** first start with the Titans, which took place Oct. 20, 2019 against the Los Angeles Chargers, he has been one of the NFL's passing leaders in several categories. He is in the NFL's top 10 in passer rating in that time period.

**Highest passer rating since Ryan Tannehill became the Titans starter in Week 7 of 2019 (minimum 14 attempts per team game):**

Player	Att	Cmp	Pct	Yds	TD	Int	Rating
1. Drew Brees	720	521	72.4	5,513	49	8	112.3
2. Aaron Rodgers	1,441	976	67.7	11,021	103	12	110.7
3. Deshaun Watson	838	575	68.6	7,031	47	16	105.0
4. Kirk Cousins	1,398	943	67.5	10,992	87	23	104.9
5. Patrick Mahomes	1,539	1,028	66.8	11,866	92	23	103.6
6. <b>Ryan Tannehill</b>	<b>1,315</b>	<b>880</b>	<b>66.9</b>	<b>10,417</b>	<b>78</b>	<b>26</b>	<b>102.4</b>
7. Russell Wilson	1,285	847	65.9	9,731	82	24	102.1
8. Lamar Jackson	994	643	64.7	7,472	70	24	100.7
9. Matthew Stafford	1,288	853	66.2	10,322	78	33	100.2
10. Dak Prescott	1,232	816	66.2	9,457	65	20	100.1
Jimmy Garoppolo	911	622	68.3	7,721	47	25	100.1

## QB WINNING PERCENTAGE SINCE 2019

Since the time he took over as the starting quarterback for the Titans in Week 7 of the 2019 season, **Ryan Tannehill** built one of the NFL's best records. From 2019 through 2021, his .698 winning percentage ranked fifth in the NFL among all signal callers with at least 25 starts during that time.

**Highest winning percentage by starting quarterbacks from 2019 to 2022 (minimum 25 starts):**

Quarterback	Starts	W	L	T	Win Pct.
1. Patrick Mahomes	47	38	9	0	.809
2. Aaron Rodgers	49	39	10	0	.796
3. Lamar Jackson	43	32	11	0	.744
4. Tom Brady	50	37	13	0	.740
5. Josh Allen	50	35	15	0	.700
6. <b>Ryan Tannehill</b>	<b>44</b>	<b>30</b>	<b>14</b>	<b>0</b>	<b>.682</b>
7. Jimmy Garoppolo	37	25	12	0	.676
8. Ben Roethlisberger	33	21	12	0	.636
9. Russell Wilson	46	29	17	0	.630
10. Mitchell Trubisky	25	15	10	0	.600



## RUSHING EFFICIENCY AMONG QBs

Titans quarterback **Ryan Tannehill's** ability to rush efficiently has reaped benefits since he arrived in Tennessee. From 2019 through 2021, he had 69 first downs on 106 total non-kneel-down rushing attempts, and in that time period, his 65.1 percent conversion rate was the best in the league among signal callers with 50 such attempts.

Tannehill also ranked third in the NFL from 2019 through 2021 with 18 rushing touchdowns. Only **Josh Allen** (23) and **Kyler Murray** (20) had more.

**Highest percentage of rushing attempts for first downs by quarterbacks from 2019 to 2021 (kneel-downs excluded; minimum 50 non-kneel-down attempts):**

Quarterback	Rush Att	Yards	TD	First Down	First Down Pct.
1. <b>Ryan Tannehill</b>	<b>106</b>	<b>754</b>	<b>18</b>	<b>69</b>	<b>65.1</b>
2. Justin Herbert	95	557	8	48	50.5
3. Baker Mayfield	94	466	5	45	47.9
4. Patrick Mahomes	130	952	6	61	46.9
Josh Allen	286	1738	23	134	46.9
6. Teddy Bridgewater	84	442	7	38	45.2
7. Carson Wentz	149	758	7	67	45.0
8. Sam Darnold	90	534	9	40	44.4
9. Aaron Rodgers	78	473	7	34	43.6
10. Jalen Hurts	188	1153	13	81	43.1

**Most rushing touchdowns by quarterback from 2019 to 2021:**

Quarterback	Rush TD
1. Josh Allen	23
2. Kyler Murray	20
3. <b>Ryan Tannehill</b>	<b>18</b>
4. Cam Newton	17
5. Lamar Jackson	16
6. Taysom Hill	14
7. Jalen Hurts	13
8. Deshaun Watson	10
9. Sam Darnold	9
10. Jacoby Brissett	8
Tom Brady	8
Justin Herbert	8



## 2020 NFL PASSING LEADERS

Ryan Tannehill finished among the 2020 NFL passing leaders in several categories.

## Highest passer rating in 2020 (qualifiers only):

Player	Team	Passer Rating
1. Aaron Rodgers	Green Bay Packers	121.5
2. Deshaun Watson	Houston Texans	112.4
3. Patrick Mahomes	Kansas City Chiefs	108.2
4. Josh Allen	Buffalo Bills	107.2
5. <b>Ryan Tannehill</b>	<b>Tennessee Titans</b>	<b>106.5</b>
6. Drew Brees	New Orleans Saints	106.4
7. Russell Wilson	Seattle Seahawks	105.1
8. Kirk Cousins	Minnesota Vikings	105.0
9. Tom Brady	Tampa Bay Buccaneers	102.2
10. Derek Carr	Las Vegas Raiders	101.4

## Most touchdown passes in 2020:

Player	Team	TD Passes
1. Aaron Rodgers	Green Bay Packers	48
2. Russell Wilson	Seattle Seahawks	40
Tom Brady	Tampa Bay Buccaneers	40
4. Patrick Mahomes	Kansas City Chiefs	38
5. Josh Allen	Buffalo Bills	37
6. Kirk Cousins	Minnesota Vikings	35
7. <b>Ryan Tannehill</b>	<b>Tennessee Titans</b>	<b>33</b>
Deshaun Watson	Houston Texans	33
Ben Roethlisberger	Pittsburgh Steelers	33
10. Justin Herbert	Los Angeles Chargers	31

## Highest passing average in 2020 (yards per attempt):

Player	Team	Yards/Att
1. Deshaun Watson	Houston Texans	8.9
2. Kirk Cousins	Minnesota Vikings	8.3
3. Aaron Rodgers	Green Bay Packers	8.2
4. Patrick Mahomes	Kansas City Chiefs	8.1
5. Josh Allen	Buffalo Bills	7.9
<b>Ryan Tannehill</b>	<b>Tennessee Titans</b>	<b>7.9</b>
Derek Carr	Las Vegas Raiders	7.9
8. Ryan Fitzpatrick	Miami Dolphins	7.8
9. Matthew Stafford	Detroit Lions	7.7
Philip Rivers	Indianapolis Colts	7.7

## Highest touchdown-to-interception ratio in 2020:

Player	Team	TDs per INT
1. Aaron Rodgers	Green Bay Packers	9.60
2. Patrick Mahomes	Kansas City Chiefs	6.33
3. <b>Ryan Tannehill</b>	<b>Tennessee Titans</b>	<b>4.71</b>
Deshaun Watson	Houston Texans	4.71
5. Drew Brees	New Orleans Saints	4.00
6. Josh Allen	Buffalo Bills	3.70
7. Tom Brady	Tampa Bay Buccaneers	3.33
8. Ben Roethlisberger	Pittsburgh Steelers	3.30
9. Baker Mayfield	Cleveland Browns	3.25
10. Gardner Minshew	Jacksonville Jaguars	3.20



## SINGLE-SEASON FRANCHISE RECORDS

Ryan Tannehill has enjoyed one of the finest three-year statistical runs of any quarterback in Titans/Oilers franchise history. His performances have ranked among the franchise greats in several passing categories, including his 3,734 passing yards in 2021 (fourth in franchise history) and 67.2 completion percentage (third).

In 2019, Tannehill's passer rating of 117.5 ranked first in the NFL and was one of three major single-season passing records he set for the franchise. He also established new benchmarks for completion percentage (70.3) and passing average (9.6).

Single-season passing yardage leaders, franchise history:

Player	Season	Pass Yards
1. Warren Moon	1991	4,690
2. Warren Moon	1990	4,689
3. <b>Ryan Tannehill</b>	<b>2020</b>	<b>3,819</b>
4. <b>Ryan Tannehill</b>	<b>2021</b>	<b>3,734</b>
5. Warren Moon	1989	3,631

Single-season touchdown pass leaders, franchise history:

Player	Season	TD Passes
1. George Blanda	1961	36
2. <b>Ryan Tannehill</b>	<b>2020</b>	<b>33</b>
Warren Moon	1990	33
4. George Blanda	1962	27
5. Marcus Mariota	2016	26

Single-season passer rating leaders, franchise history:

Player	Season	Rating
1. <b>Ryan Tannehill</b>	<b>2019</b>	<b>117.5</b>
2. <b>Ryan Tannehill</b>	<b>2020</b>	<b>106.5</b>
3. Steve McNair	2003	100.4
4. Warren Moon	1990	96.8
5. Marcus Mariota	2016	95.6

Single-season completion percentage leaders, franchise history:

Player	Season	Comp Pct
1. <b>Ryan Tannehill</b>	<b>2019</b>	<b>70.3</b>
2. Marcus Mariota	2018	68.9
3. <b>Ryan Tannehill</b>	<b>2021</b>	<b>67.2</b>
4. Cody Carlson	1992	65.6
5. <b>Ryan Tannehill</b>	<b>2020</b>	<b>65.5</b>

Single-season passing average leaders (yards per attempt), franchise history:

Player	Season	Yards/Att
1. <b>Ryan Tannehill</b>	<b>2019</b>	<b>9.6</b>
2. George Blanda	1961	9.2
3. Steve McNair	2003	8.0
Warren Moon	1990	8.0
5. <b>Ryan Tannehill</b>	<b>2020</b>	<b>7.9</b>
Warren Moon	1988	7.9

Single-season combined passing and rushing touchdown leaders, franchise history:

Player	Season	Pass + Rush TD
1. <b>Ryan Tannehill</b>	<b>2020</b>	<b>40</b>
2. George Blanda	1961	36
3. Warren Moon	1990	35
4. <b>Ryan Tannehill</b>	<b>2021</b>	<b>28</b>
Steve McNair	2003	28
Marcus Mariota	2016	28
George Blanda	1960	28

## TANNEHILL'S CAREER 300-YARD PASSING GAMES

Date	Opp	W/L	Att	Cmp	Pct	Yds	TD	Int	Rtg
9/30/12	at Arizona	L	41	26	63.4	431	1	2	86.5
12/21/14	Minnesota	W	47	35	74.5	396	4	1	118.7
12/8/19	at Oakland	W	27	21	77.8	391	3	1	140.4
12/6/20	Cleveland	L	45	29	64.4	389	3	1	104.8
9/18/16	at New England	L	45	32	71.1	387	2	2	93.5
10/18/20	Houston	W	41	30	73.2	366	4	1	122.6
9/20/15	at Jacksonville	L	44	30	68.2	359	2	0	108.0
11/29/15	at N.Y. Jets	L	58	33	56.9	351	3	1	84.8
1/3/16	New England	W	38	25	65.8	350	2	0	112.8
9/19/21	at Seattle	W	40	27	67.5	347	0	0	94.5
12/14/14	at New England	L	47	29	61.7	346	1	2	73.5
11/3/19	at Carolina	L	39	27	69.2	331	1	2	82.3
12/1/13	at N.Y. Jets	W	43	28	65.1	331	2	1	94.2
12/27/15	Indianapolis	L	38	26	68.4	329	0	1	84.2
11/21/21	Houston	L	52	35	67.3	323	1	4	58.4
9/27/20	at Minnesota	W	37	23	62.2	321	0	1	78.8
9/25/16	Cleveland	W	39	25	64.1	319	3	2	93.9
9/15/13	at Indianapolis	W	34	23	67.6	319	1	0	107.4
10/20/19	L.A. Chargers	W	29	23	79.3	312	2	1	120.1
12/15/13	New England	W	37	25	67.6	312	3	0	120.6
11/24/13	Carolina	L	42	28	66.7	310	1	1	86.4
11/8/15	at Buffalo	L	35	26	74.3	307	0	0	100.5
10/6/13	Baltimore	L	40	21	52.5	307	1	0	86.1
10/29/15	at New England	L	44	28	63.6	300	0	2	64.6

## TEAM SINGLE-GAME PASSER RATING

On Dec. 20, 2020, **Ryan Tannehill** recorded a 145.8 passer rating against the Detroit Lions. It qualified as the seventh best single-game passer rating in franchise history (minimum 20 attempts) and was Tannehill's second-highest passer rating in a qualifying game (155.3 vs. Oakland on Sept. 23, 2018).

On Sept. 20, 2020, Tannehill posted a 145.7 passer rating against the Jacksonville Jaguars that at the time ranked seventh in team history.

**Highest single-game passer ratings in franchise history (min. 20 attempts):**

Player	Opp	Date	Att	Cmp	Yds	TD	Int	Rtg
1. Chris Chandler	at Cin	9/24/95	26	23	352	4	0	158.3
2. Marcus Mariota	GB	11/13/16	26	19	295	4	0	149.8
3. Marcus Mariota	Jax	10/27/16	22	18	270	2	0	148.1
4. Marcus Mariota	at Hou	11/26/18	23	22	303	2	0	147.7
5. Steve McNair	Hou	10/12/03	27	18	421	3	0	146.8
6. Warren Moon	at Cle	11/18/90	32	24	322	5	0	146.1
7. <b>Ryan Tannehill</b>	<b>Det</b>	<b>12/20/20</b>	<b>27</b>	<b>21</b>	<b>273</b>	<b>3</b>	<b>0</b>	<b>145.8</b>
8. <b>Ryan Tannehill</b>	<b>Jax</b>	<b>9/20/20</b>	<b>24</b>	<b>18</b>	<b>239</b>	<b>4</b>	<b>0</b>	<b>145.7</b>
9. Warren Moon	Buf	11/26/90	22	16	300	2	0	145.1
10. Chris Chandler	Den	11/26/95	26	18	280	3	0	143.1

## LEADING VETERAN QBS ON NEW TEAMS

In 2019, **Ryan Tannehill** set a new standard for veteran quarterbacks in their first year with a new team. Tannehill, who was acquired in a trade after seven years with the Miami Dolphins, had a passer rating of 117.5. No quarterback has ever finished with a passer rating that high in his first season with a new team after playing at least one year with another team.

**Brett Favre** held the distinction until 2019. In 2009, Favre's 107.2 passer rating with the Minnesota Vikings became the best figure in league annals by a veteran in his first campaign with a new club.

**Highest passer rating in a veteran's first season with a new team (through 2019):**

Player	Season	New Team	Former Team	Rating
1. <b>Ryan Tannehill</b>	<b>2019</b>	<b>Tennessee</b>	<b>Miami</b>	<b>117.5</b>
2. Brett Favre	2009	Minnesota	N.Y. Jets	107.2
3. Peyton Manning	2012	Denver	Indianapolis	105.8
4. Vinny Testaverde	1998	N.Y. Jets	Baltimore	101.6
5. Kirk Cousins	2018	Minnesota	Washington	99.7
6. Tyrod Taylor	2015	Buffalo	Baltimore	99.4
7. Sam Bradford	2016	Minnesota	Philadelphia	99.3
8. Len Dawson	1962	Dallas Texans	Cleveland	98.3
Case Keenum	2017	Minnesota	L.A. Rams	98.3
10. Brian Griese	2004	Tampa Bay	Miami	97.5

## SINGLE-SEASON NFL LEADERS

**Ryan Tannehill** established the fourth-highest single-season passer rating in NFL history in 2019. His 117.5 passer rating is surpassed in league annals by only **Aaron Rodgers'** 122.5 passer rating in 2011, **Peyton Manning's** 121.1 in 2004 and **Nick Foles'** 119.2 in 2013.

Meanwhile, his 9.6-yard passing average tied for eighth in NFL annals.

**NFL all-time single-season passer rating leaders (through 2019):**

Player	Team	Season	Rating
1. Aaron Rodgers	Green Bay Packers	2011	122.5
2. Peyton Manning	Indianapolis Colts	2004	121.1
3. Nick Foles	Philadelphia Eagles	2013	119.2
4. <b>Ryan Tannehill</b>	<b>Tennessee Titans</b>	<b>2019</b>	<b>117.5</b>
5. Tom Brady	New England Patriots	2007	117.2
6. Matt Ryan	Atlanta Falcons	2016	117.1
7. Drew Brees	New Orleans Saints	2019	116.3
8. Drew Brees	New Orleans Saints	2018	115.7
9. Peyton Manning	Denver Broncos	2013	115.1
10. Patrick Mahomes	Kansas City Chiefs	2018	113.8

**NFL all-time single-season passing average leaders (through 2019):**

Player	Team	Season	Yds/Att
1. Sid Luckman	Chicago Bears	1943	10.9
2. Otto Graham	Cleveland Browns	1953	10.6
3. Otto Graham	Cleveland Browns	1947	10.2
4. Norm Van Brocklin	Los Angeles Rams	1954	10.1
5. Ed Brown	Chicago Bears	1956	9.9
Kurt Warner	St. Louis Rams	2000	9.9
7. Otto Graham	Cleveland Browns	1949	9.8
8. Chris Chandler	Atlanta Falcons	1998	9.6
Ryan Fitzpatrick	Tampa Bay Buccaneers	2018	9.6
<b>Ryan Tannehill</b>	<b>Tennessee Titans</b>	<b>2019</b>	<b>9.6</b>





## 2019 NFL PASSING LEADERS

**Ryan Tannehill** led the NFL in 2019 with a 117.5 passer rating and a 9.6-yard passing average. He also placed third in completion percentage (70.3) and second in touchdown percentage (7.7).

Tannehill became the organization's only quarterback other than **Steve McNair** in 2003 to lead the NFL in passer rating. New Orleans' **Drew Brees** finished in second place behind Tannehill with a 116.3 passer rating.

## Highest passer rating in 2019 (qualifiers only):

Player	Team	Passer Rating
1. <b>Ryan Tannehill</b>	<b>Tennessee Titans</b>	<b>117.5</b>
2. Drew Brees	New Orleans Saints	116.3
3. Lamar Jackson	Baltimore Ravens	113.3
4. Kirk Cousins	Minnesota Vikings	107.4
5. Russell Wilson	Seattle Seahawks	106.3
6. Matthew Stafford	Detroit Lions	106.0
7. Patrick Mahomes	Kansas City Chiefs	105.3
8. Jimmy Garoppolo	San Francisco 49ers	102.0
9. Derek Carr	Oakland Raiders	100.8
10. Dak Prescott	Dallas Cowboys	99.7

## Highest completion percentage in 2019 (qualifiers only):

Player	Team	Comp. Pct.
1. Drew Brees	New Orleans Saints	74.3
2. Derek Carr	Oakland Raiders	70.4
3. <b>Ryan Tannehill</b>	<b>Tennessee Titans</b>	<b>70.3</b>
4. Kirk Cousins	Minnesota Vikings	69.1
Jimmy Garoppolo	San Francisco 49ers	69.1
6. Deshaun Watson	Houston Texans	67.3
7. Matt Ryan	Atlanta Falcons	66.2
8. Russell Wilson	Seattle Seahawks	66.1
Lamar Jackson	Baltimore Ravens	66.1
10. Philip Rivers	Los Angeles Chargers	66.0

## Highest passing average in 2019 (yards per attempt; qualifiers only):

Player	Team	Yards/Att.
1. <b>Ryan Tannehill</b>	<b>Tennessee Titans</b>	<b>9.6</b>
2. Matthew Stafford	Detroit Lions	8.6
3. Jimmy Garoppolo	San Francisco 49ers	8.4
4. Patrick Mahomes	Kansas City Chiefs	8.3
5. Dak Prescott	Dallas Cowboys	8.2
Jameis Winston	Tampa Bay Buccaneers	8.2
7. Kirk Cousins	Minnesota Vikings	8.1
8. Russell Wilson	Seattle Seahawks	8.0
9. Derek Carr	Oakland Raiders	7.9
Drew Brees	New Orleans Saints	7.9

## Highest touchdown percentage in 2019 (qualifiers only):

Player	Team	TD Pct.
1. Lamar Jackson	Baltimore Ravens	9.0
2. <b>Ryan Tannehill</b>	<b>Tennessee Titans</b>	<b>7.7</b>
3. Drew Brees	New Orleans Saints	7.1
4. Matthew Stafford	Detroit Lions	6.5
5. Russell Wilson	Seattle Seahawks	6.0
6. Kirk Cousins	Minnesota Vikings	5.9
7. Jimmy Garoppolo	San Francisco 49ers	5.7
8. Patrick Mahomes	Kansas City Chiefs	5.4
9. Jameis Winston	Tampa Bay Buccaneers	5.3
Deshaun Watson	Houston Texans	5.3

## GAMES WITH A 130 PASSER RATING

During the 2019 campaign, **Ryan Tannehill** produced a streak of four consecutive games with a passer rating greater than 130. The run included a 133.9 passer rating against the Kansas City Chiefs (Nov. 10), a 155.8 against the Jacksonville Jaguars (Nov. 24), a 131.2 at the Indianapolis Colts (Dec. 1) and a 140.4 at the Oakland Raiders (Dec. 8).

In franchise history, no quarterback prior to Tannehill had ever produced four consecutive starts with a passer rating of 130 or better (minimum 10 attempts per game). **Marcus Mariota** (2016) was the most recent of six Titans/Oilers signal callers to do so for three games before Tannehill.

## Most consecutive games in a single season with a 130 passer rating, franchise history (minimum 10 attempts each game):

Player	Dates	Games
1. <b>Ryan Tannehill</b>	<b>Nov. 10–Dec. 8, 2019</b>	<b>4</b>
2. Marcus Mariota	Nov. 13–Nov. 27, 2016	3
Ryan Fitzpatrick	Nov. 10–Nov. 24, 2013	3
Steve McNair	Dec. 2–Dec. 16, 2001	3
Warren Moon	Oct. 22–Nov. 5, 1989	3
Dan Pastorini	Nov. 11–Nov. 22, 1979	3
George Blanda	Dec. 3–Dec. 17, 1961	3

Tannehill joined **Russell Wilson** (2015) and **John Hadl** (1973) as the only players in NFL history to register four consecutive games with a minimum of 10 pass attempts and a passer rating of at least 130.

## Most consecutive games in a single season with a 130 passer rating, NFL history (through 2019; minimum 10 attempts each game):

Player	Team	Dates	Games
1. <b>Ryan Tannehill</b>	<b>Tennessee</b>	<b>Nov. 10–Dec. 8, 2019</b>	<b>4</b>
Russell Wilson	Seattle	Nov. 22–Dec. 13, 2015	4
John Hadl	L.A. Rams	Sept. 16–Oct. 7, 1973	4
4. (several tied)			3

Tannehill registered a total of six single-game passer ratings of 130 or greater in only 10 starts during the 2019 regular season. He tied Wilson with the most such performances in 2019 and also tied for the most by any NFL starting quarterback in any season since 1960. Green Bay's **Aaron Rodgers** (2011) and Dallas' **Tony Romo** (2014) are the only other quarterbacks to accomplish the feat.

In franchise history, former Oilers quarterback **Chris Chandler** previously had the most season games with a 130-plus passer rating, with four in 1995.

## Most starts by a quarterback with a passer rating of 130.0 or greater, 1960–2019:

Player	Season	Team	Games
1. <b>Ryan Tannehill</b>	<b>2019</b>	<b>Tennessee Titans</b>	<b>6</b>
Russell Wilson	2019	Seattle Seahawks	6
Tony Romo	2014	Dallas Cowboys	6
Aaron Rodgers	2011	Green Bay Packers	6
5. (seven tied)			5

## MOST TD PASSES IN A POSTSEASON

During the 2019 playoffs, **Ryan Tannehill** completed at least one touchdown pass in all three of the team's games and totaled five touchdown passes. Tannehill tied **Warren Moon's** 1991 franchise record for the most touchdown passes in a single postseason.

## Most touchdown passes in a single postseason, franchise history:

Player	Season	TD Passes
1. <b>Ryan Tannehill</b>	<b>2019</b>	<b>5</b>
Warren Moon	1991	5
3. Marcus Mariota	2017	4
Warren Moon	1992	4
Dan Pastorini	1978	4
6. Steve McNair	2002	3
George Blanda	1960	3

## RYAN TANNEHILL'S GAME-WINNING DRIVES

In his NFL career, quarterback **Ryan Tannehill** has led 26 game-winning drives in the fourth quarter or overtime, including the regular season and postseason. That includes 13 total games with the Titans from 2019 to 2021.

Per the Elias Sports Bureau, a game-winning drive is defined as when a quarterback's team scores on an offensive possession to put the team ahead (whether tied or from behind) for good in the fourth quarter or overtime.

### Ryan Tannehill's game-winning drives:

Date/Opp.	Largest 4th Qtr Deficit/Tie	Score, Start of Drive	Drive Start	Tannehill's Drive Stats (Att-Cmp-Yds, TD, Rushing)	Drive Totals	Drive End	Game-Winning Scoring Play	Final Score
<b>Dolphins Career:</b>								
11/25/12 at Sea	14-21	21-21	1:32	4-3-51, 0 TD, 1 rush for 15 yds	7-65-1:32	0:00	D. Carpenter 43-yard FG	24-21
9/22/13 vs. Atl	20-23	20-23	4:46	12-9-69, 1 TD, 0 rushes	13-75-4:08	0:38	Tannehill 1-yard pass to D. Sims	27-23
12/8/13 at Pit	24-28	24-28	4:31	3-3-25, 1 TD, 0 rushes	4-80-1:38	2:53	Tannehill 12-yard pass to C. Clay	34-28
12/15/13 vs. NE	17-20	17-20	4:07	8-6-66, 1 TD, 0 rushes	9-60-2:52	1:15	Tannehill 14-yard pass to M. Thigpen	24-20
12/1/14 at NYJ	6-13	13-13	5:42	5-4-43, 0 TD, 0 rushes	9-57-3:45	1:57	C. Sturgis 26-yard FG	16-13
11/15/15 at Phi	13-16	13-16	3:09 (3rd Q)	3-3-62, 1 TD, 0 rushes	7-87-3:14	14:55	Tannehill 4-yard pass to J. Landry	20-19
1/3/16 vs. NE	10-10	10-10	9:50	4-4-77, 1 TD, 0 rushes	6-82-2:52	6:58	Tannehill 2-yard pass to J. Cameron	20-10
9/25/16 vs. Cle	24-24	24-24	9:39 (OT)	1-1-32, 0 TD, 0 rushes	3-44-1:13	8:26	J. Ajayi 11-yard run	30-24
10/23/16 vs. Buf	14-17	14-17	7:45	1-1-18, 0 TD, 0 rushes	6-64-3:49	3:56	D. Williams 12-yard run	28-25
11/20/16 at LAR	0-10	7-10	2:11	5-5-53, 1 TD, 0 rushes	7-75-1:35	0:36	Tannehill 9-yard pass to D. Parker	14-10
9/23/18 vs. Oak	14-17	14-17	8:06	0-0-0, 0 TD, 1 rush for 18 yds	2-70-0:48	7:18	A. Wilson end around 52-yard pass to J. Grant	28-20
12/2/18 vs. Buf	14-17	14-17	12:00	3-3-25, 1 TD, 0 rushes	6-75-3:18	8:42	Tannehill 13-yard pass to K. Stills	21-17
12/9/18 vs. NE	28-33	28-33	0:07	1-1-69, 1 TD, 0 rushes	1-69-0:07	0:00	K. Drake 69-yard pass play by R. Tannehill	34-33
<b>Titans Career:</b>								
10/20/19 vs. LAC	10-10	10-10	5:20 (3rd Q)	8-6-76, 1 TD, 1 rush for 2 yds	14-85-7:09	13:11	Tannehill 5-yard pass to T. Sharpe	23-20
10/27/19 vs. TB	20-23	20-23	13:49	11-9-85, 1 TD, 0 rushes	12-90-6:54	6:55	Tannehill 8-yard pass to A. Brown	27-23
11/10/19 vs. KC	20-29	27-32	1:21	3-2-43, 1 TD, 1 rush for 18 yds	4-61-0:58	14:37	Tannehill 23-yard pass to A. Humphries	35-32
9/14/20 at Den	13-14	13-14	3:05	7-5-40, 0 TD, 0 rushes	12-83-2:48	0:17	Gostkowski 25-yard FG	16-14
9/20/20 vs. Jax	30-30	30-30	3:29	4-2-10, 0 TD, 0 rushes	8-29-1:53	1:36	Gostkowski 49-yard FG	33-30
9/27/20 at Min	25-30	28-30	3:42	5-4-34, 0 TD, 0 rushes	9-44-1:58	1:44	Gostkowski 55-yard FG	31-30
10/18/20 vs. Hou	29-36	36-36	10:00 (OT)	2-2-55, 0 TD, 0 rushes	6-82-3:30	6:30	Henry 5-yard run	42-36
11/22/20 at Bal	13-21	24-24	7:58 (OT)	3-3-36, 0 TD, 0 rushes	6-73-2:37	5:21	Henry 29-yard run	30-24
1/3/21 at Hou	31-35	38-38	0:18	1-1-52, 0 TD, 0 rushes	3-56-0:18	0:00	Sloman 37-yard FG	41-38
9/19/21 at Sea	16-30	30-30	7:19 (OT)	0-0-0, 0 TD, 0 rushes	5-21-2:34	4:45	Bullock 36-yard FG	33-30
10/18/21 vs. Buf	24-31	27-31	8:01	5-5-58, 0 TD, 0 rushes	8-70-4:56	3:05	Henry 13-yard run	34-31
10/31/21 at Ind	21-24	31-31	5:48 (OT)	1-2-13, 0 TD, 0 rushes	4-5-1:45	4:03	Bullock 44-yard FG	34-31
12/23/21 vs. SF	17-17	17-17	2:16	2-2-10, 0 TD, 2 rushes for 22 yds	8-49-2:16	0:04	Bullock 44-yard FG	20-17

## GAME-WINNING DRIVES FROM 2019-2021

From the time **Ryan Tannehill** joined the Titans in 2019 through the end of the 2021 regular season, he directed 13 total game-winning drives. Only Raiders quarterback **Derek Carr** (14) has more in that time period.

In 2021, Tannehill was credited with four game-winning drives: at Seattle (Sept. 19), against Buffalo (Oct. 18), at Indianapolis (Oct. 31) and against San Francisco (Dec. 23).

Per the Elias Sports Bureau, a game-winning drive is defined as when a quarterback's team scores on an offensive possession to put the team ahead (whether tied or from behind) for good in the fourth quarter or overtime.

### Quarterbacks with the most game-winning drives from 2019 to 2021 (regular season):

Player	GW Drives
1. Derek Carr	14
2. <b>Ryan Tannehill</b>	<b>13</b>
3. Ben Roethlisberger	11
4. Tom Brady	9
Matthew Stafford	9
Russell Wilson	9
7. Josh Allen	8
Kirk Cousins	8
Justin Herbert	8
10. (five tied)	7

## BAUGH, MONTANA & TANNEHILL

During the 2019 season, Titans quarterback **Ryan Tannehill** accomplished a statistical feat only reached previously by a pair of Pro Football Hall of Fame quarterbacks.

Tannehill's season statistics included a 70.3 completion percentage and an average of 9.6 yards per passing attempt.

In the history of the NFL, only two previous qualifying passers have enjoyed a season in which they completed at least 70.0 percent of their passes and averaged at least 9.0 yards per attempt: **Sammy Baugh** and **Joe Montana**.

Montana led the San Francisco 49ers to a Super Bowl XXIV title and won the NFL MVP award following a 1989 season in which he completed 70.2 percent of his passes (271 of 386) and averaged 9.1 yards per attempt (3,521 yards).

Baugh directed the Washington Redskins to the NFL Championship game in 1945, while completing 70.3 percent of his passes (128 of 182) and averaging 9.2 yards per attempt (1,669 yards).

**Players in NFL history (through 2019) with a completion rate of at least 70.0 percent and a passing average of at least 9.0 yards per attempt (qualifiers only):**

Player	Team	Year	Comp %	Yards/Att
<b>Ryan Tannehill</b>	<b>Tennessee</b>	<b>2019</b>	<b>70.3</b>	<b>9.6</b>
Joe Montana	San Francisco	1989	70.2	9.1
Sammy Baugh	Washington	1945	70.3	9.2



## MORE TITANS QUARTERBACKS

## 7 - QB MALIK WILLIS

6-1, 219, Rookie, Liberty

➤ Malik Willis was selected by the Titans in the third round (86th overall) of the 2022 NFL Draft.

➤ He was the third quarterback drafted in 2022 after the Titans traded up four spots in the third round to select him.

➤ Willis spent three total years at Liberty, including a 2019 redshirt campaign, after transferring from Auburn. In four total seasons, he registered 38 games played with 23 starts, completing 388 of 618 passes for 5,186 yards and 48 touchdowns with 18 interceptions. He also rushed for 2,131 yards and 29 touchdowns on 366 career rushing attempts.

➤ During his two seasons as Liberty's starting signal caller, he directed the Flames to a 17-6 record in 23 starts, including two bowl victories. During those two seasons he led the FBS with 74 total passing (47) and rushing (27) touchdowns.

➤ In his final season at Liberty in 2021, Willis led the Flames to an 8-5 record and a bowl win. He completed 207 of 339 passes for 2,857 yards and 27 touchdowns to go along with 197 rushing attempts for 878 yards and 13 touchdowns.

➤ Willis was named the 2021 Bobby Bowden Trophy winner. The award is presented annually to "a college football player who epitomizes a student-athlete of faith and conducts himself as an exemplary model in the classroom, on the field, on the campus and in the community."

➤ As a junior in 2020, he started all 10 games in which he played in his first season as Liberty's quarterback after sitting out 2019 due to transfer rules. He won each of his first seven career starts and completed 170 of 265 passes for 2,260 yards, 20 touchdowns and six interceptions during the season. He added 141 rushing attempts for 944 yards and 14 touchdowns, leading all FBS quarterbacks in rushing yards and touchdowns.


➤ He is a native of Atlanta, Ga.

TITANS  
RUNNING BACKS

No.	Name	Ht	Wt	Exp	College
23	Cannon, Trenton	5-11	185	5	Virginia State
44	Carter, Tory (FB)	6-0	229	2	Louisiana State
36	Chestnut, Julius	5-11	228	R	Sacred Heart
25	Haskins, Hassan	6-2	228	R	Michigan
22	Henry, Derrick	6-3	247	7	Alabama
40	Hilliard, Dontrell	5-11	202	5	Tulane

## #22 • RB DERRICK HENRY

6-3, 247, 7th Year, Alabama

[Click for complete bio](#)

Running back **Derrick Henry** is in his seventh NFL season in 2022. He was selected by the Titans with the 45th overall pick in the second round of the 2016 NFL Draft.

From his rookie season through 2021, Henry ranked second in the NFL with 6,797 rushing yards, trailing only Dallas Cowboys running back **Ezekiel Elliott** (7,386). Henry's 65 rushing touchdowns led the league over the same period. In franchise history, Henry finished 2021 ranked fourth in career rushing yards behind **Eddie George** (10,009), **Earl Campbell** (8,574) and **Chris Johnson** (7,965), and his rushing touchdowns were second behind only Campbell (73).

In 2021, Henry's season was affected by a foot injury that caused him to be placed on injured reserve for the final nine games of the regular season. Prior to the injury, he was leading the NFL with 937 rushing yards and 10 rushing touchdowns, numbers that still ranked ninth and tied for sixth, respectively, at the conclusion of the regular season. He returned to start in the team's divisional playoff contest and rushed for 62 yards and one score.

Henry was honored in 2021 with his first career nomination for the NFL's Walter Payton Man of the Year Award.

In 2020, Henry was named the Associated Press NFL Offensive Player of the Year after an historic campaign in which he totaled 378 rushing attempts for 2,027 yards and 17 touchdowns. His rushing yardage total established a new franchise record and led the NFL. As the eighth player in NFL annals to hit the 2,000-yard mark, his 2,027 yards finished fifth on the all-time single-season rushing charts. He was recognized with his second consecutive Pro Bowl, named first-team Associated Press All-Pro, and won the FedEx Ground Player of the Year Award for the second consecutive year.

Henry was a first-time team captain in 2020. He started all 16 regular season games for the first time and became the first player since **LaDainian Tomlinson** (2006-07) to lead the NFL in rushing yards in consecutive years. He was the first player in more than 50 years to lead the league in rushing yards, attempts and rushing touchdowns in consecutive seasons and the fifth player ever to do so. The most recent prior to him was Cleveland's **Leroy Kelly** from 1967 to 1968.

Henry's 17 rushing touchdowns in 2020 set a career high and finished as the second-best total in franchise history behind Campbell's 19 rushing touchdowns in 1979.

In 2019, Henry was named to his first Pro Bowl and added second-team Associated Press All-Pro honors after leading the NFL in rushing. In 15 games, he totaled 1,540 yards on 303 carries (5.1 avg.), joining **Billy Cannon** (AFL, 1961), Campbell (1978-80) and Johnson (2009) as the only running backs in franchise history to lead their respective leagues in rushing. At the time, Henry's single-season total ranked fourth in franchise annals behind Johnson's 2009 total (2,006) and Campbell's 1979 (1,697) and 1980 (1,934) performances.

With 16 rushing touchdowns in 2019, Henry tied for the NFL lead (**Aaron Jones**). Adding his two receiving touchdowns, his 18 total touchdowns were third in the NFL and tied for second in franchise annals (19 by Campbell in 1979; 18 by **Bill Groman** in 1961).

Henry's performance late in the 2019 season was instrumental in the



team's run to the AFC championship game. Over the final six games of the regular season plus three playoff appearances, Henry registered seven 100-yard games. During a three-game stretch (Dec. 29 at Houston, Jan. 4 at New England and Jan. 11 at Baltimore), he became the first player in NFL history to rush for at least 180 yards in three consecutive regular season and/or postseason games.

Henry authored his first career 1,000-yard season in 2018 and the 28th 1,000-yard rushing season in franchise history, totaling 1,059 yards and 12 touchdowns on 215 carries—all then-career highs.

His 2018 rushing yardage ranked second in the AFC to **Joe Mixon's** 1,168 yards, and he finished seventh in the NFL. Henry's 12 rushing touchdowns tied **James Connor** for third place in the NFL behind **Todd Gurley** (17) and **Alvin Kamara** (14).

Henry was named AFC Offensive Player of the Month for December 2018. His 625 rushing yards in the month were the most by any NFL player in any month during the season.

Against the Jacksonville Jaguars on Dec. 6, 2018, Henry recorded one of the greatest single games in franchise history in front of a national television audience. He broke Johnson's single-game franchise record (228) with 238 rushing yards, including a 99-yard touchdown run—one of his four touchdowns in the contest. He joined **Tony Dorsett** as the only two players in NFL history to rush for a 99-yard score.

In 2017, Henry shared time in the Titans backfield with **DeMarco Murray**. Henry led the team with 744 rushing yards on 176 carries, and he added 11 receptions for 136 yards and a touchdown. His five rushing touchdowns tied for second on the club.

As a rookie in 2016, Henry played in 15 games with one start, splitting reps in the backfield with Murray. He carried the ball 110 times for 490 yards and five touchdowns and added 137 yards on 13 receptions. Henry became the third rookie for the franchise in the "Titans era" to score at least five touchdowns in a season, joining **Vince Young** (seven rushing touchdowns in 2006) and Johnson (nine rushing and one receiving in 2008).

The Heisman Trophy winner played three seasons (2013–2015) at the University of Alabama, where he set numerous school and SEC records while helping his team win a National Championship in 2015. He played in 39 games and totaled 602 carries for 3,591 yards and 42 rushing touchdowns and added 285 yards on 17 career receptions with three receiving scores. During Alabama's victory over Clemson in the 2016 College Football Playoff National Championship, he broke **Shaun Alexander's** record for most career rushing yards in Alabama history.

In his final collegiate season, Henry rushed for an Alabama and Southeastern Conference record 2,219 yards, which led the nation and ranked fifth in FBS history. He recorded 100-yard rushing games 10 times and had four 200-yard games during the season. His 28 rushing touchdowns were a national best and an SEC record, snapping **Tim Tebow** and **Tre Mason's** old mark of 23. In addition to the Heisman, he also won the Doak Walker Award, Walter Camp Award and Maxwell Award, among a multitude of other honors.

Henry is a native of Yulee, Fla.

## 2022 Game Notes:

➤ **Against New York Giants (9/11)**, led the team with 21 carries for 82 yards, including an 18-yard run in the second quarter.

## Henry's Career Regular Season Statistics:

Year	GP	GS	Att	Yds	Avg	Lg	TD	Rec	Yds	Avg	Lg	TD
2016	15	2	110	490	4.5	22	5	13	137	10.5	29	0
2017	16	2	176	744	4.2	75t	5	11	136	12.4	66t	1
2018	16	12	215	1,059	4.9	99t	12	15	99	6.6	21	0
2019	15	15	303	1,540	5.1	74t	16	18	206	11.4	75t	2
2020	16	16	378	2,027	5.4	94t	17	19	114	6.0	53	0
2021	8	8	219	937	4.3	76t	10	18	154	8.6	16	0
2022	1	1	21	82	3.9	18	0	0	0	-	0	0
<b>Totals</b>	<b>87</b>	<b>56</b>	<b>1,422</b>	<b>6,879</b>	<b>4.8</b>	<b>99t</b>	<b>65</b>	<b>94</b>	<b>846</b>	<b>9.0</b>	<b>75t</b>	<b>3</b>

## Henry's Career Postseason Statistics:

Year	GP	GS	Att	Yds	Avg	Lg	TD	Rec	Yds	Avg	Lg	TD
2017	2	2	35	184	5.3	35t	1	5	56	11.2	29	0
2019	3	3	83	446	5.4	66	2	5	21	4.2	22	0
2020	1	1	18	40	2.2	8	0	3	11	3.7	7	0
2021	1	1	20	62	3.1	9	1	0	0	-	-	0
<b>Totals</b>	<b>7</b>	<b>7</b>	<b>156</b>	<b>732</b>	<b>4.7</b>	<b>66</b>	<b>4</b>	<b>13</b>	<b>88</b>	<b>6.8</b>	<b>29</b>	<b>0</b>

## Henry's Regular Season Single-Game Highs:

**Rushing Attempts** - 35 at Seattle (9/19/21)

**Rushing Yards** - 250 at Houston (1/3/21)

**Long Rush** - 99t vs. Jacksonville (12/6/18)

**Rushing Touchdowns** - 4 vs. Jacksonville (12/6/18)

**Receptions** - 6 at Seattle (9/19/21)

**Receiving Yards** - 75 at Cleveland (9/8/19)

**Long Reception** - 75t at Cleveland (9/8/19)

**Receiving Touchdowns** - 1 (Three times, last at Carolina, 11/3/19)

## Henry's Playoff Single-Game Highs:

**Rushing Attempts** - 34 at New England (1/4/20)

**Rushing Yards** - 195 at Baltimore (1/11/20)

**Long Rush** - 66 at Baltimore (1/11/20)

**Rushing Touchdowns** - 1 (Four times, last vs. Cincinnati, 1/22/22)

**Receptions** - 3 (Twice, last vs. Baltimore, 1/10/21)

**Receiving Yards** - 35 at Kansas City (1/6/18)

**Long Reception** - 29 at Kansas City (1/6/18)

**Receiving Touchdowns** - (none)

## LEADERS SINCE HENRY'S ROOKIE YEAR

Since he entered the NFL as a second-round draft pick in 2016, **Derrick Henry** ranks second in the NFL in rushing yards. He trails only Dallas Cowboys running back **Ezekiel Elliott** in that time period, despite not being the Titans' regular starter until 2018.

## NFL rushing yards leaders since 2016:

Player	Rushing Yards
1. Ezekiel Elliott	7,438
2. <b>Derrick Henry</b>	<b>6,879</b>
3. Melvin Gordon	5,503
4. Todd Gurley	4,976
5. Nick Chubb	4,957
6. Dalvin Cook	4,910
7. Mark Ingram	4,705
8. Joe Mixon	4,646
9. Jordan Howard	4,361
10. Alvin Kamara	4,277





Henry leads the NFL in rushing touchdowns since entering the league. From 2016 to 2021, his 65 rushing touchdowns were eight more than the next-closest rusher on the list, **Todd Gurley** (57).

#### NFL rushing touchdown leaders since 2016:

Player	Rushing Yards
1. <b>Derrick Henry</b>	<b>65</b>
2. Todd Gurley	57
3. Ezekiel Elliott	56
4. Melvin Gordon	53
5. Alvin Kamara	47
6. Aaron Jones	41
7. Latavius Murray	41
8. Dalvin Cook	39
9. Mark Ingram	38
James Conner	38

### RUSHING YARDS SINCE WEEK 14 OF 2018

Since Dec. 6, 2018, when **Derrick Henry** set a then-franchise record with 238 rushing yards in a game against Jacksonville, he has been the NFL's rushing leader. He has over 900 yards more than any other player since that time.

#### NFL rushing yards leaders since Week 14 of 2018:

Player	Rushing Yards
1. <b>Derrick Henry</b>	<b>5,171</b>
2. Nick Chubb	4,263
3. Dalvin Cook	4,244
4. Ezekiel Elliott	3,675
5. Lamar Jackson	3,286
6. Joe Mixon	3,265
7. Josh Jacobs	3,144
8. Jonathan Taylor	3,141
9. Aaron Jones	3,122
10. David Montgomery	2,834

### FRANCHISE ALL-TIME LEADERS

On Sept. 27, 2020, Titans running back **Derrick Henry** passed **Lorenzo White** (4,079 career rushing yards) for fourth place on the franchise's all-time rushing list. Henry trails only **Eddie George** (10,009), **Earl Campbell** (8,574) and **Chris Johnson** (7,965) on the list.

#### Franchise all-time rushing leaders:

Player	Seasons	Rushing Yards
1. Eddie George	1996–2003	10,009
2. Earl Campbell	1978–1984	8,574
3. Chris Johnson	2008–2013	7,965
4. <b>Derrick Henry</b>	<b>2016–2022</b>	<b>6,879</b>
5. Lorenzo White	1988–1994	4,079
6. Hoyle Granger	1966–1970, 1972	3,514
7. Steve McNair (QB)	1995–2005	3,439
8. Mike Rozier	1985–1990	3,426
9. Charles Tolar	1960–1966	3,277
10. Ronnie Coleman	1974–1981	2,769

On Oct. 19, 2021, Henry passed George (64 career rushing touchdowns) for the second-highest total of rushing touchdowns in franchise history. Only Campbell (73) has more with the franchise than Henry.

#### Most career rushing touchdowns in franchise history:

Player	Seasons	Rushing TDs
1. Earl Campbell	1978–1984	73
2. <b>Derrick Henry</b>	<b>2016–2022</b>	<b>65</b>
3. Eddie George	1996–2003	64
4. Chris Johnson	2008–2013	50
5. Steve McNair	1995–2005	36
6. Lorenzo White	1988–1994	29
7. Mike Rozier	1985–1990	27
8. LenDale White	2006–2009	24
9. (three tied)		21

Henry ranks third in franchise history in total touchdowns. George ranks first with 74 (64 rushing, 10 receiving), followed by Campbell with 73 (73 rushing) and then Henry.

#### Most total touchdowns in franchise history:

Player	Seasons	Rush TDs	Rec TDs	Ret TDs	Total TDs
1. Eddie George	1996–2003	64	10	0	74
2. Earl Campbell	1978–1984	73	0	0	73
3. <b>Derrick Henry</b>	<b>2016–2022</b>	<b>65</b>	<b>3</b>	<b>0</b>	<b>68</b>
4. Chris Johnson	2008–2013	50	8	0	58
5. Charlie Hennigan	1960–1966	0	51	0	51
6. Ken Burrough	1971–1981	1	47	0	48
7. Ernest Givins	1986–1994	1	46	1	48
8. Drew Hill	1985–1991	0	47	0	47
9. Haywood Jeffries	1987–1995	0	47	0	47
10. Derrick Mason	1997–2004	0	37	3	40

### 2021 NFL RUSHING LEADERS

Despite having not played from Week 9 to Week 18 due to injury, Titans running back **Derrick Henry** ranked ninth in the NFL in rushing in 2021 after taking the league's rushing crown for the 2019 and 2020 seasons.

Henry also tied for sixth place in the NFL in 2021 with 10 rushing touchdowns.

#### NFL rushing leaders in 2021:

Player	Team	Games	Rushing Yards
1. Jonathan Taylor	Indianapolis Colts	17	1,811
2. Nick Chubb	Cleveland Browns	14	1,259
3. Joe Mixon	Cincinnati Bengals	16	1,205
4. Najee Harris	Pittsburgh Steelers	17	1,200
5. Dalvin Cook	Minnesota Vikings	13	1,159
6. Antonio Gibson	Washington Football Team	16	1,037
7. Ezekiel Elliott	Dallas Cowboys	17	1,002
8. Elijah Mitchell	San Francisco 49ers	11	963
9. <b>Derrick Henry</b>	<b>Tennessee Titans</b>	<b>8</b>	<b>937</b>
10. Damien Harris	New England Patriots	15	929

### 65+ YARD SCRIMMAGE TOUCHDOWNS

Since the beginning of the 2017 campaign, **Derrick Henry** has scored nine total touchdowns—seven rushing and two receiving—that went for 65 yards or more. He leads the NFL in that time period.

#### Most scrimmage touchdowns of 65-plus yards, 2017-22:

Player	65+ Yard Scrimmage Touchdowns
1. <b>Derrick Henry</b>	<b>9</b>
2. Tyreek Hill	7
3. Robbie Anderson	5
4. Saquon Barkley	4
A.J. Brown	4
Ja'Marr Chase	4
Kenyan Drake	4
JuJu Smith-Schuster	4
Marquez Valdes-Scantling	4
10. (several tied)	3

#### Derrick Henry's career scrimmage touchdowns of 65-plus yards:

Date	Opponent	Rush/Rec	Yards
Dec. 6, 2018	Jacksonville	Rushing	99
Oct. 18, 2020	Houston	Rushing	94
Oct. 18, 2021	Buffalo	Rushing	76
Sept. 9, 2019	at Cleveland	Receiving	75
Dec. 3, 2017	Houston	Rushing	75
Nov. 24, 2019	Jacksonville	Rushing	74
Oct. 16, 2017	Indianapolis	Rushing	72
Nov. 10, 2019	Kansas City	Rushing	68
Dec. 31, 2017	Jacksonville	Receiving	66

## RUSHING TDS OF 50+ YARDS

Since he entered the NFL as a second-round draft pick in 2016, **Derrick Henry** has had a league-high 11 touchdown runs of at least 50 yards.

**Chris Johnson** (11) and **DeMarco Murray** (two) are the only other Tennessee players in the "Titans era" (1999–present) with more than one total rushing touchdown of at least 50 yards.

Most rushing touchdowns of 50 yards or more from 2016–2022:

Player	Rushing TDs
1. <b>Derrick Henry</b>	<b>11</b>
2. Saquon Barkley	6
3. Nick Chubb	5
4. Kenyan Drake	4
5. Isaiah Crowell	3
Aaron Jones	3
Christian McCaffrey	3
Miles Sanders	3
Jonathan Taylor	3
10. (several tied)	2

## RUSHING IN THE FOURTH QUARTER

Since 2017, running back **Derrick Henry** has accumulated more rushing yards in the fourth quarter than any other NFL running back, including a league-high 523 fourth-quarter rushing yards in 2020.

Most fourth-quarter rushing yards from 2017–2022:

Player	Att	Yds	Avg	TD
1. <b>Derrick Henry</b>	<b>339</b>	<b>1,815</b>	<b>5.4</b>	<b>16</b>
2. Nick Chubb	220	1,367	6.2	11
3. Ezekiel Elliott	285	1,260	4.4	11
4. Kareem Hunt	271	1,214	4.5	12
5. Melvin Gordon	243	1,102	4.5	8
6. Dalvin Cook	224	1,047	4.7	10
7. Todd Gurley	240	1,014	4.2	12
8. Alvin Kamara	239	1,012	4.2	12
9. Joe Mixon	247	1,000	4.1	12
10. Kenyan Drake	202	962	4.8	10

## HENRY'S CAREER 100-YARD RUSHING GAMES

Date	Opp	W/L	No.	Yds.	Avg.	Lg	TD
1/3/21	at Houston	W	34	250	7.4	52t	2
12/6/18	Jacksonville	W	17	238	14.0	99t	4
12/13/20	at Jacksonville	W	26	215	8.3	47	2
10/18/20	Houston	W	22	212	9.6	94t	2
12/29/19	at Houston	W	32	211	6.6	53t	3
1/11/20	at Baltimore*	W	30	195	6.5	66	0
11/10/19	Kansas City	W	23	188	8.2	68t	2
9/19/21	at Seattle	W	35	182	5.2	60t	3
1/4/20	at New England*	W	34	182	5.4	29	1
11/29/20	at Indianapolis	W	27	178	6.6	31	3
12/16/18	at N.Y. Giants	W	33	170	5.2	22	2
11/24/19	Jacksonville	W	19	159	8.4	74t	2
10/3/21	at N.Y. Jets	L	33	157	4.8	22	1
1/6/18	at Kansas City*	W	23	156	6.8	35t	1
12/1/19	at Indianapolis	W	26	149	5.7	34	1
12/20/20	Detroit	W	24	147	6.1	33	1
10/18/21	Buffalo	W	20	143	7.2	76t	3
11/22/20	at Baltimore	W	28	133	4.8	29t	1
10/16/17	Indianapolis	W	19	131	6.9	72t	1
10/10/21	at Jacksonville	W	29	130	4.5	15	3
9/27/20	at Minnesota	W	26	119	4.6	16	2
9/14/20	at Denver	W	31	116	3.7	13	0
9/26/21	Indianapolis	W	28	113	4.0	19	0
11/1/20	at Cincinnati	L	18	112	6.2	21	1
12/3/17	Houston	W	11	109	9.9	75t	1
11/12/20	Indianapolis	L	19	103	5.4	20	0
12/8/19	at Oakland	W	18	103	5.7	24	2
9/29/19	at Atlanta	W	27	100	3.7	16	0

\* Playoffs

## ACTIVE RUSHING AVERAGE LEADERS BY RBS

Among active NFL running backs, **Derrick Henry** ranks among the career leaders in rushing average (min. 750 career rushing attempts).

Best career rushing average among all active NFL running backs (minimum 750 career attempts):

Player	Rushing Average
1. Nick Chubb	5.33
2. Aaron Jones	5.09
3. <b>Derrick Henry</b>	<b>4.84</b>
4. Dalvin Cook	4.73
5. Alvin Kamara	4.64
6. Kareem Hunt	4.60
7. Christian McCaffrey	4.58
8. Mark Ingram	4.49
9. Ezekiel Elliott	4.48
10. Kenyan Drake	4.44

## SINGLE-GAME FRANCHISE RUSHING

On Jan. 3, 2021, **Derrick Henry** rushed for 250 yards to break his own franchise single-game record. He now owns five of the top eight single-game rushing totals in team annals.

Most rushing yards in a game, franchise history:

Player	Date	Opponent	Rushing Yards
1. <b>Derrick Henry</b>	<b>1/3/21</b>	<b>at Houston</b>	<b>250</b>
2. <b>Derrick Henry</b>	<b>12/6/18</b>	<b>Jacksonville</b>	<b>238</b>
3. Chris Johnson	11/1/09	Jacksonville	228
4. Eddie George	8/31/97	Oakland	216
Billy Cannon	12/10/61	at New York	216
6. <b>Derrick Henry</b>	<b>12/13/20</b>	<b>at Jacksonville</b>	<b>215</b>
7. <b>Derrick Henry</b>	<b>10/18/20</b>	<b>Houston</b>	<b>212</b>
8. <b>Derrick Henry</b>	<b>12/29/19</b>	<b>at Houston</b>	<b>211</b>
9. Earl Campbell	11/16/80	at Chicago	203
Earl Campbell	10/19/80	Tampa Bay	203





## SINGLE-SEASON FRANCHISE RUSHING

**Derrick Henry** recorded the top rushing season in franchise history with 2,027 rushing yards in 2020. He now owns two of the top five rushing seasons in franchise annals.

In 2019, Henry led the NFL with 1,540 yards, which at the time ranked fourth for a single Titans/Oilers season.

**Most rushing yards in a season, franchise history:**

Player	Season	Att	Yds	Avg	Long	TD
1. <b>Derrick Henry</b>	<b>2020</b>	<b>378</b>	<b>2,027</b>	<b>5.4</b>	<b>94t</b>	<b>17</b>
2. Chris Johnson	2009	358	2,006	5.6	91	14
3. Earl Campbell	1980	373	1,934	5.2	55	13
4. Earl Campbell	1979	368	1,697	4.6	61	19
5. <b>Derrick Henry</b>	<b>2019</b>	<b>303</b>	<b>1,540</b>	<b>5.1</b>	<b>74</b>	<b>16</b>
6. Eddie George	2000	403	1,509	3.7	35	14
7. Earl Campbell	1978	302	1,450	4.8	81	13
8. Eddie George	1997	357	1,399	3.9	30	6
9. Earl Campbell	1981	361	1,376	3.8	43	10
10. Eddie George	1996	335	1,368	4.1	76	8

## SINGLE-SEASON RUSHING TDS, TEAM HISTORY

**Derrick Henry's** 17 rushing touchdowns in 2020 gave him the second-highest single-season total in team history. Only **Earl Campbell**—with 19 rushing touchdowns in 1979—had more.

**Most rushing touchdowns in a season, franchise history:**

Player	Season	Rushing TDs
1. Earl Campbell	1979	19
2. <b>Derrick Henry</b>	<b>2020</b>	<b>17</b>
3. <b>Derrick Henry</b>	<b>2019</b>	<b>16</b>
4. LenDale White	2008	15
5. Eddie George	2000	14
Chris Johnson	2009	14
7. Earl Campbell	1978	13
Earl Campbell	1980	13
9. <b>Derrick Henry</b>	<b>2018</b>	<b>12</b>
Earl Campbell	1983	12
Eddie George	2002	12

## 1,000 RUSH YARDS/12 TOUCHDOWNS

Titans running back **Derrick Henry** rushed for 2,027 yards and 17 touchdowns in 2020. The performance came after he produced 1,059 rushing yards and 12 rushing touchdowns in 2018, followed by 1,540 rushing yards and 16 rushing touchdowns in 2019.

Henry became the first NFL player since **LaDainian Tomlinson** (2002-07) and the ninth player in NFL history to record at least three consecutive seasons in which he rushed for at least 1,000 yards and 12 touchdowns.

**Players in NFL history with 1,000 rushing yards and 12 rushing touchdowns in three consecutive seasons:**

Player	Team	Seasons	Total
<b>Derrick Henry</b>	<b>Tennessee</b>	<b>2018–2020</b>	<b>3</b>
LaDainian Tomlinson	San Diego	2002–2007	6
Rudi Johnson	Cincinnati	2004–2006	3
Shaun Alexander	Seattle	2001–2005	5
Terrell Davis	Denver	1996–1998	3
Emmitt Smith	Dallas	1994–1996	3
Barry Sanders	Detroit	1989–1991	3
Eric Dickerson	L.A. Rams	1983–1985	3
Earl Campbell	Houston	1978–1980	3

## 2020 NFL RUSHING LEADERS

Titans running back **Derrick Henry** won the NFL's 2020 rushing title with 2,027 yards in 2020, outdistancing the next-closest competitor by 470 yards (1,557 by **Dalvin Cook**).

Henry became the first player to lead the NFL in rushing in consecutive seasons since **LaDainian Tomlinson** in 2006 and 2007. Since the 1970 AFL-NFL merger, Henry is the eighth different player to lead the league in rushing in back-to-back seasons. The list includes Tomlinson, **O.J. Simpson** (1972-73, 1975-76), **Earl Campbell** (1978-80), **Eric Dickerson** (1983-84), **Emmitt Smith** (1991-93), **Barry Sanders** (1996-97) and **Edgerrin James** (1999–2000).

**NFL rushing yardage leaders in 2020:**

Player	Team	Rushing Yards
1. <b>Derrick Henry</b>	<b>Tennessee Titans</b>	<b>2,027</b>
2. Dalvin Cook	Minnesota Vikings	1,557
3. Jonathan Taylor	Indianapolis Colts	1,169
4. Aaron Jones	Green Bay Packers	1,104
5. James Robinson	Jacksonville Jaguars	1,070
6. David Montgomery	Chicago Bears	1,070
7. Nick Chubb	Cleveland Browns	1,067
8. Josh Jacobs	Las Vegas Raiders	1,065
9. Lamar Jackson	Baltimore Ravens	1,005
10. Melvin Gordon	Denver Broncos	986

Henry also led the NFL with 17 rushing touchdowns in 2020. The total was tied for the second most in the NFL in a 10-year span (2011-20). In that time, only **LeGarrette Blount** (18 in 2016) had more than Henry, **Todd Gurley** (17 in 2018) and **LeSean McCoy** (17 in 2011).

**NFL rushing touchdown leaders in 2020:**

Player	Team	Rushing TDs
1. <b>Derrick Henry</b>	<b>Tennessee Titans</b>	<b>17</b>
2. Alvin Kamara	New Orleans Saints	16
Dalvin Cook	Minnesota Vikings	16
4. Josh Jacobs	Las Vegas Raiders	12
Cam Newton	New England Patriots	12
Nick Chubb	Cleveland Browns	12
7. Jonathan Taylor	Indianapolis Colts	11
Antonio Gibson	Washington Football Team	11
Kyler Murray	Arizona Cardinals	11
10. Kenyan Drake	Arizona Cardinals	10

## THE 2,000-YARD CLUB

**Derrick Henry** was the eighth player in NFL history to reach the 2,000-yard rushing mark in a season. His 2,027 yards rank fifth all-time.

**All-time NFL single-season rushing leaders:**

Player	Team	Season	Rushing Yards
1. Eric Dickerson	Los Angeles Rams	1984	2,105
2. Adrian Peterson	Minnesota Vikings	2012	2,097
3. Jamal Lewis	Baltimore Ravens	2003	2,066
4. Barry Sanders	Detroit Lions	1997	2,053
5. <b>Derrick Henry</b>	<b>Tennessee Titans</b>	<b>2020</b>	<b>2,027</b>
6. Terrell Davis	Denver Broncos	1998	2,008
7. Chris Johnson	Tennessee Titans	2009	2,006
8. O.J. Simpson	Buffalo Bills	1973	2,003



## DERRICK HENRY IN 2020

- Led the NFL and set a franchise record with 2,027 rushing yards in 2020, becoming the eighth player in league annals to rush for at least 2,000 yards in a season. His 2,027 rushing yards gave him the fifth-highest total in NFL history behind **Eric Dickerson's** 2,105 (1984), **Adrian Peterson's** 2,097 (2012), **Jamal Lewis's** 2,066 (2003) and **Barry Sanders's** 2,053 (1997). Henry broke **Chris Johnson's** franchise mark of 2,006 rushing yards in 2009.
- Named the Associated Press NFL Offensive Player of the Year and was named to his second consecutive Pro Bowl. He won his second consecutive FedEx Ground Player of the Year Award and added first-team AP All-Pro honors. Additionally, he earned first-team All-Pro honors from Pro Football Focus, Pro Football Writers of America and Sporting News and was the 101 Awards AFC Offensive Player of the Year.
- Became the first player since **LaDainian Tomlinson** (2006-07) to lead the NFL in rushing yards in consecutive seasons. Henry previously led the league in 2019 with 1,540 rushing yards.
- Became the fifth all-time NFL player to lead the NFL in rushing yards, attempts and rushing touchdowns in consecutive seasons. It is a feat that had not been attained since Cleveland's **Leroy Kelly** did it from 1967 to 1968. The only other players to achieve it are **Jim Brown** (1958-59), **Steve Van Buren** (1947-49) and **Bill Paschal** (1943-44).
- Established a single-game franchise record with 250 rushing yards on Jan. 3 at Houston. He broke his own club record of 238 rushing yards, established against the Jacksonville Jaguars on Dec. 6, 2018. Henry's 250 rushing yards tied for the 13th-best single-game total in the NFL since 1948.
- Became the first player in NFL history with five career games with at least 200 rushing yards and two rushing touchdowns.
- Became the fourth player in NFL history with at least five career 200-yard rushing games, joining **O.J. Simpson** (six), **Adrian Peterson** (six) and **Tiki Barber** (five).
- Set a career high with 17 rushing touchdowns in 2020, finishing with the second-best total in franchise history behind **Earl Campbell's** 19 rushing touchdowns in 1979.
- Finished the 2020 season with 1,221 rushing yards in road games, the most by any NFL running back since 1948. The previous high was held by **Eric Dickerson**, who had 1,087 rushing yards in road games for the Los Angeles Rams in 1984.
- Dating back to 2019, he had a streak of nine consecutive road games with at least 100 rushing yards, passing **Chris Johnson** (eight games from 2009-10) for the second-longest such streak in NFL history behind only Barry Sanders' 10-game road streak from 1996-97).
- Became the fifth player in NFL history with three 200-yard rushing games in a season, joining **Earl Campbell** (four in 1980), **O.J. Simpson** (1973), **Tiki Barber** (2005) and **Jay Ajayi** (2016).
- Became the first NFL player since **LaDainian Tomlinson** (2002-07) and the ninth player in NFL history to record at least three consecutive seasons in which he rushed for at least 1,000 yards and 12 touchdowns.
- Finished the season with 2,141 scrimmage yards (2,027 rushing and 114 receiving), which ranks second in franchise history behind **Chris Johnson's** 2,509 scrimmage yards in 2009.
- Registered 10 games in 2020 with at least 100 rushing yards to tie **Earl Campbell** (1980) for the third-most in franchise history. Only Campbell in 1979 (11) and **Chris Johnson** in 2009 (12) had more 100-yard rushing games in a Titans/Oilers season than Henry. Henry's 10 100-yard games in 2020 were the most in the NFL since Dallas running back **DeMarco Murray** had 12 in 2014.
- Became the NFL's first player to rush for at least 175 and two touchdowns four times in a season.
- Joined **Terrell Davis** (1997-98), **Shaun Alexander** (2004-05) and **Larry Johnson** (2005-06) as the only players in NFL history to rush for 1,500 yards and 15 touchdowns in two consecutive seasons.
- Established a streak of 20 consecutive games in the regular season and playoffs with at least 18 rushing attempts, the second-longest streak of its kind in the NFL since 1948. The only player with more consecutive 18-carry games in the regular season and postseason



was **Emmitt Smith**, whose streak was 23 games with the Dallas Cowboys from 1995 to 1996.

- Became the first player in NFL history to produce more than one overtime touchdown run in a season. He joined **LaDainian Tomlinson** as the NFL's only players with multiple career touchdown runs in overtime. Tomlinson had three during his career.
- Joined **Bo Jackson**, **Ahman Green**, **Chris Johnson** and **Lamar Miller** as the only NFL players to record two career rushing touchdowns of at least 90 yards. Henry joined Miller (two 97-yard touchdown runs) as the only players to ever record multiple touchdown runs of at least 94 yards.

## 300 CARRIES/15 TOUCHDOWNS/5.0 AVG

**Derrick Henry** won the NFL's rushing title with 303 carries for 1,540 yards and 16 touchdowns in 2019. He followed in 2020 with 378 carries for 2,027 yards and 17 touchdowns.

He became the first player in NFL history to produce multiple seasons with a minimum of 300 rushing attempts, a rushing average of at least 5.0 yards per carry and a minimum of 15 rushing touchdowns.

The only other players to do so once in their careers are **O.J. Simpson** (1975), **Terrell Davis** (1998), **Priest Holmes** (2002), **Ahman Green** (2003), **Larry Johnson** (2005), **Shaun Alexander** (2005), **LaDainian Tomlinson** (2016), **Ezekiel Elliott** (2016) and **Dalvin Cook** (2020).

**Individual seasons in NFL history with a minimum of 300 rushing attempts, 15 rushing touchdowns and a 5.0 rushing average in a single season:**

Player	Team	Season	Att	Yards	Avg	TD
<b>Derrick Henry</b>	Tennessee	2020	378	2,027	5.4	17
Dalvin Cook	Minnesota	2020	312	1,557	5.0	16
<b>Derrick Henry</b>	Tennessee	2019	303	1,540	5.1	16
Ezekiel Elliott	Dallas	2016	322	1,631	5.1	15
LaDainian Tomlinson	San Diego	2006	348	1,815	5.2	28
Shaun Alexander	Seattle	2005	370	1,880	5.1	27
Larry Johnson	Kansas City	2005	336	1,750	5.2	20
Ahman Green	Green Bay	2003	355	1,883	5.3	15
Priest Holmes	Kansas City	2002	313	1,615	5.2	21
Terrell Davis	Denver	1998	392	2,008	5.1	21
O.J. Simpson	Buffalo	1975	329	1,817	5.5	16



## CONSECUTIVE 100-YARD ROAD GAMES

Titans running back **Derrick Henry** recorded 149 rushing yards at Indianapolis on Dec. 1, 2019. Over the course of the next year, he registered at least 100 rushing yards in eight more consecutive regular season road games, increasing his streak to nine games before it ended with a 98-yard effort at Green Bay on Dec. 27, 2020.

In NFL history, Henry's streak is the second-longest continuous stretch of its kind. Detroit's **Barry Sanders** had 10 road games in a row with 100-plus yards from 1996 to 1997.

**Most consecutive road games with at least 100 rushing yards in NFL history:**

Player	Team	Dates	Games
1. Barry Sanders	Detroit	11/24/1996–12/14/1997	10
2. <b>Derrick Henry</b>	<b>Tennessee</b>	<b>12/1/2019–12/13/2020</b>	<b>9</b>
3. Chris Johnson	Tennessee	10/18/2009–10/18/2010	8
4. Marcus Allen	L.A. Raiders	11/3/1985–9/14/1986	7
5. Arian Foster	Houston	12/22/2011–11/22/2012	6
Gerald Riggs	Atlanta	10/13/1985–12/22/1985	6
DeMarco Murray	Dallas	9/14/2014–12/4/2014	6

## FIVE CONSEC. TEAM GAMES WITH RUSHING TD

**Derrick Henry** recorded a streak in 2020 of at least one rushing touchdown in five consecutive team games. It was his second such streak in as many seasons and tied for the longest such streak in franchise history. **DeMarco Murray** (2016) and **Earl Campbell** (twice—1979 and 1983) are the only other franchise players with five consecutive team games with a rushing touchdown.

**Most consecutive team games with a rushing touchdown, franchise history:**

Player	Season	Consec. Team Games with a Rushing TD
1. <b>Derrick Henry</b>	<b>2020</b>	<b>5</b>
<b>Derrick Henry</b>	<b>2019</b>	<b>5</b>
DeMarco Murray	2016	5
Earl Campbell	1983	5
Earl Campbell	1979	5
6. (eight tied)		4

## 2019 NFL RUSHING LEADERS

Titans running back **Derrick Henry** claimed the NFL's 2019 rushing title with 1,540 yards on 303 carries (5.1 avg.). The next-closest finisher was Cleveland's **Nick Chubb**, who had 1,494 rushing yards.

Henry joined **Billy Cannon** (AFL, 1961), **Earl Campbell** (1978-80) and **Chris Johnson** (2009) as the only running backs in franchise history to lead their respective leagues in rushing.

**NFL rushing leaders in 2019:**

Player	Team	Rushing Yards
1. <b>Derrick Henry</b>	<b>Tennessee Titans</b>	<b>1,540</b>
2. Nick Chubb	Cleveland Browns	1,494
3. Christian McCaffrey	Carolina Panthers	1,387
4. Ezekiel Elliott	Dallas Cowboys	1,357
5. Chris Carson	Seattle Seahawks	1,230
6. Lamar Jackson	Baltimore Ravens	1,206
7. Leonard Fournette	Jacksonville Jaguars	1,152
8. Josh Jacobs	Oakland Raiders	1,150
9. Joe Mixon	Cincinnati Bengals	1,137
10. Dalvin Cook	Minnesota Vikings	1,135

## 2019 TOUCHDOWN LEADERS

Titans running back **Derrick Henry** tied Green Bay's **Aaron Jones** for the NFL lead with 16 rushing touchdowns in 2019.

Additionally, Henry ranked third in the NFL with 18 total touchdowns behind Carolina's **Christian McCaffrey** and Jones, who each scored 19 total touchdowns.

**NFL leaders in rushing touchdowns in 2019:**

Player	Team	Rushing TDs
1. <b>Derrick Henry</b>	<b>Tennessee Titans</b>	<b>16</b>
Aaron Jones	Green Bay Packers	16
3. Christian McCaffrey	Carolina Panthers	15
4. Dalvin Cook	Minnesota Vikings	13
5. Todd Gurley	Los Angeles Rams	12
Ezekiel Elliott	Dallas Cowboys	12

**NFL leaders in total touchdowns in 2019:**

Player	Team	Total TDs
1. Christian McCaffrey	Carolina Panthers	19
Aaron Jones	Green Bay Packers	19
3. <b>Derrick Henry</b>	<b>Tennessee Titans</b>	<b>18</b>
4. Mark Ingram	Baltimore Ravens	15
5. Ezekiel Elliott	Dallas Cowboys	14
Todd Gurley	Los Angeles Rams	14

## 3 CONSEC. GAMES W/ 200 SCRIMMAGE YDS

From the final week of the 2019 regular season (Dec. 29 at Houston) through the Titans' first two playoff games (Jan. 4 at New England and Jan. 11 at Baltimore), **Derrick Henry** became the **first player in NFL history to rush for at least 180 yards in three consecutive regular season or postseason games.**

He also became only the third player since the 1970 NFL-AFL merger to have 200 scrimmage yards in three consecutive games. The other two players to accomplish the feat were Chicago Bears running back **Walter Payton** (1977) and Pittsburgh Steelers running back **Le'Veon Bell** (2014).

During the 2019 regular season and playoffs, Henry and Carolina Panthers running back **Christian McCaffrey** (two) were the only two players with multiple 200-yard scrimmage games. Together they accounted for five of the 14 such individual performances.

**Most consecutive games with at least 200 scrimmage yards in the regular season and/or postseason, 1970–present:**

Player	Team	Dates	Games
1. <b>Derrick Henry</b>	<b>Tennessee</b>	<b>Dec. 29, 2019–Jan. 11, 2020</b>	<b>3</b>
Le'Veon Bell	Pittsburgh	Nov. 17–Dec. 7, 2014	3
Walter Payton	Chicago	Nov. 13–Nov. 24, 1977	3
4. (several tied)			2

## 2018 NFL RUSHING LEADERS

**Derrick Henry** recorded 215 carries in 2018 for 1,059 yards. He ranked second in the AFC in rushing yardage behind Cincinnati's **Joe Mixon** (1,168) and ranked seventh overall in the NFL.

**NFL rushing leaders in 2018 (rushing yards):**

Player	Team	Rushing Yards
1. Ezekiel Elliott	Dallas Cowboys	1,434
2. Saquon Barkley	New York Giants	1,307
3. Todd Gurley	Los Angeles Rams	1,251
4. Joe Mixon	Cincinnati Bengals	1,168
5. Chris Carson	Seattle Seahawks	1,151
6. Christian McCaffrey	Carolina Panthers	1,098
7. <b>Derrick Henry</b>	<b>Tennessee Titans</b>	<b>1,059</b>
8. Adrian Peterson	Washington Redskins	1,042
9. Phillip Lindsay	Denver Broncos	1,037
10. Nick Chubb	Cleveland Browns	996

## 2018 RUSHING TOUCHDOWN LEADERS

**Derrick Henry's** scored a career-high 12 rushing touchdowns in 2018. He tied for the third-highest rushing touchdown total in the NFL.

Henry became the first Titans player with 12 rushing touchdowns in a season since **Chris Johnson** had 14 rushing touchdowns in 2009.

### Most rushing touchdowns in 2018:

Player	Team	Rushing TDs
1. Todd Gurley	Los Angeles Rams	17
2. Alvin Kamara	New Orleans Saints	14
3. <b>Derrick Henry</b>	<b>Tennessee Titans</b>	<b>12</b>
4. James Conner	Pittsburgh Steelers	12
5. Saquon Barkley	New York Giants	11
6. Melvin Gordon	Los Angeles Chargers	10
7. Phillip Lindsay	Denver Broncos	9
8. Chris Carson	Seattle Seahawks	9
9. Marlon Mack	Indianapolis Colts	9
10. Jordan Howard	Chicago Bears	9

## DECEMBER TO REMEMBER

In five games in the month of December 2018, **Derrick Henry's** rushing totals included 97 carries for 625 yards and eight touchdowns. His 625 yards were the most by any NFL player in any calendar month in 2018.

Additionally, Henry authored one of only four calendar months for the franchise since 1970 in which a player rushed for at least 600 yards. **Chris Johnson** (800 rushing yards in November 2009) and **Earl Campbell** (633 in October 1980; 662 in November 1980) were the organization's only other players to accomplish the feat in that timespan.

Henry's December rushing totals included 40 yards against the New York Jets (Dec. 2), a franchise-record 238 yards against the Jacksonville Jaguars (Dec. 6), 170 yards at the New York Giants (Dec. 16), 84 yards against the Washington Redskins (Dec. 22) and 93 yards against the Indianapolis Colts (Dec. 30).

For his efforts, Henry was named AFC Offensive Player of the Month.

### Titans/Oilers with 500 rushing yards in any calendar month from 1970-2021 (includes playoffs):

Player	Season	Month	Rushing Yards
1. Chris Johnson	2009	November	800
2. Earl Campbell	1980	November	662
3. Earl Campbell	1980	October	633
4. <b>Derrick Henry</b>	<b>2018</b>	<b>December</b>	<b>625</b>
5. <b>Derrick Henry</b>	<b>2020</b>	<b>November</b>	<b>594</b>
6. <b>Derrick Henry</b>	<b>2021</b>	<b>October</b>	<b>584</b>
7. Earl Campbell	1979	September	569
8. <b>Derrick Henry</b>	<b>2019</b>	<b>December</b>	<b>549</b>
9. Eddie George	2000	October	548
10. Earl Campbell	1979	November	534
11. <b>Derrick Henry</b>	<b>2020</b>	<b>December</b>	<b>520</b>
12. DeMarco Murray	2016	October	511
13. Earl Campbell	1981	October	510

## RUSHING YARDS IN A TWO-GAME SPAN

Following a franchise-record 238 rushing yards against the Jacksonville Jaguars on Dec. 6, 2018, **Derrick Henry** then totaled 170 rushing yards at the New York Giants on Dec. 16 to give him a franchise record of 408 rushing yards in a two-game span.

The previous record of 405 rushing yards in two games was set by **Earl Campbell** in 1980, when Campbell posted 203 yards against Tampa Bay (Oct. 19) and 202 yards against Cincinnati (Oct. 26).

### Most total rushing yards in two consecutive games, franchise history:

Player	Game 1	Yds	Game 2	Yds	Total
<b>Derrick Henry</b>	<b>12/6/18 vs. Jax</b>	<b>238</b>	<b>12/16/18 at NYG</b>	<b>170</b>	<b>408</b>
Earl Campbell	10/19/80 vs. TB	203	10/26/80 vs. Cin	202	405

## RECORD-SETTING NIGHT

On Dec. 6, 2018, **Derrick Henry** had one of the most memorable rushing performances in NFL history on Thursday Night Football. He rushed for a then-team-record 238 yards and four touchdowns (tied franchise record), including a 99-yard touchdown run.

[WATCH: Highlights from Derrick Henry's performance on 12/6/18](#)

Henry's 238 rushing yards set a new franchise record, breaking **Chris Johnson's** mark of 228 yards against the Jaguars on Nov. 1, 2009. It was the highest single-game rushing total in the NFL in 2018 and the league's highest total since **Doug Martin's** 251 rushing yards for the Tampa Bay Buccaneers against the Oakland Raiders on Nov. 4, 2012.

Henry later broke his own record with 250 rushing yard at Houston on Jan. 3, 2021 to take possession of five of the top eight single-game rushing totals in team annals.

### Most rushing yards in a game, franchise history:

Player	Date	Opponent	Rushing Yards
1. <b>Derrick Henry</b>	<b>1/3/21</b>	<b>at Houston</b>	<b>250</b>
2. <b>Derrick Henry</b>	<b>12/6/18</b>	<b>Jacksonville</b>	<b>238</b>
3. Chris Johnson	11/1/09	Jacksonville	228
4. Eddie George	8/31/97	Oakland	216
Billy Cannon	12/10/61	at New York	216
6. <b>Derrick Henry</b>	<b>12/13/20</b>	<b>at Jacksonville</b>	<b>215</b>
7. <b>Derrick Henry</b>	<b>10/18/20</b>	<b>Houston</b>	<b>212</b>
8. <b>Derrick Henry</b>	<b>12/29/19</b>	<b>at Houston</b>	<b>211</b>
9. Earl Campbell	11/16/80	at Chicago	203
Earl Campbell	10/19/80	Tampa Bay	203

In the second quarter, Henry took a handoff from **Marcus Mariota** inside his own one-yard line and raced 99 yards for a touchdown. It was the second 99-yard run in NFL history, tying **Tony Dorsett's** record-setting touchdown run for the Dallas Cowboys against the Minnesota Vikings on Jan. 3, 1983. It was also the team record, topping Johnson's 94-yard touchdown run against the New York Jets on Dec. 17, 2012. The only other runs in franchise history of at least 90 yards were Johnson's 91-yard rush against the Houston Texans on Sept. 20, 2009 and a 91-yarder by Sid Blanks against the Jets on Dec. 13, 1964.

Henry's 99-yard touchdown run tied for the longest scrimmage play in NFL history. It was the 15th such play, including his and Dorsett's runs and 13 passing plays. The last 99-yard scrimmage play before Henry's was New York Giants wide receiver **Victor Cruz's** 99-yard reception from **Eli Manning** against the New York Jets on Dec. 24, 2011.

### Longest runs from scrimmage in NFL history:

Player	Team	Date	Opponent	Rushing Yards
1. <b>Derrick Henry</b>	<b>Tennessee</b>	<b>12/6/18</b>	<b>Jacksonville</b>	<b>99t</b>
Tony Dorsett	Dallas	1/3/83	Minnesota	99t
3. Ronald Jones	Tampa Bay	11/15/20	Carolina	98t
Ahman Green	Green Bay	12/28/03	Denver	98t
5. Lamar Miller	Houston	11/26/18	Tennessee	97t
Lamar Miller	Miami	12/28/14	N.Y. Jets	97t
Andy Uram	Green Bay	10/8/39	Chi. Cardinals	97t
Bob Gage	Pittsburgh	12/4/49	Chi. Bears	97t

Henry scored on a three-yard run in the first quarter, a 99-yard run in the second quarter, a 16-yard run in the third quarter, and finally a 54-yard run in the third quarter. He tied the franchise record and became the third player in franchise history to rush for four touchdowns in a game, joining Earl Campbell (against Miami on Nov. 20, 1978) and Lorenzo White (against Cleveland on Dec. 9, 1990).

The only franchise player with more overall touchdowns in a game than Henry was Oilers running back **Billy Cannon**, who had five total touchdowns (three rushing, two receiving) at the New York Titans on Dec. 10, 1961. Henry became the first NFL player with four rushing touchdowns in a game since New England Patriots running back **Jonas Gray** at Indianapolis on Nov. 16, 2014.



## Most rushing touchdowns in a game, franchise history:

Player	Date	Opponent	Rushing Touchdowns
1. <b>Derrick Henry</b>	<b>12/6/18</b>	<b>Jacksonville</b>	<b>4</b>
Lorenzo White	12/9/90	Cleveland	4
Earl Campbell	11/20/78	Miami	4
4. (several tied)			3

Additionally, Henry's rushing performance against the Jaguars accomplished the following:

- He became the ninth NFL player since 1975 with at least one 90-yard run and at least one 60-yard reception in his career. The others were **Tony Dorsett**, **Garrison Hearst**, **Tiki Barber**, **Chris Johnson**, **Jamaal Charles**, **Herschel Walker**, **Warrick Dunn** and **Adrian Peterson**.
- Henry became the seventh NFL player since the 1970 AFL-NFL merger with at least four rushing touchdowns and at least 200 rushing yards in a game, joining **Clinton Portis**, **Barry Sanders**, **Doug Martin**, **Jonas Gray**, **Mike Anderson** and **Corey Dillon**. Henry became the first to accomplish the feat in fewer than 20 carries (17).
- He matched former Titans running back **Chris Johnson** as the only players in NFL history with a rushing touchdown of at least 90 yards and a rushing touchdown of at least 50 yards in the same game. Johnson accomplished the feat against the Houston Texans on Sept. 20, 2009.
- His 24 points tied for the fourth-highest single-game total in franchise history, trailing only **Billy Cannon** (30 on Dec. 10, 1961), **Rob Bironas** (26 on Oct. 21, 2007) and **George Blanda** (26 on Sept. 18, 1960). **Earl Campbell** (Nov. 20, 1978) and **Lorenzo White** (Dec. 9, 1990) also had 24 points on four touchdowns in a single game.
- His 238 rushing yards and four rushing touchdowns were each the most in any Thursday Night Football game in history.

## RUSHING YARDS IN A SINGLE POSTSEASON

**Derrick Henry** accumulated 446 rushing yards during the 2019 playoffs. He had 182 yards on 34 carries in the wild card round at New England, followed by 195 yards on 30 attempts in the divisional round at Baltimore. In the AFC championship game, he had 69 yards on 19 rushing attempts.

Henry's average of 148.7 rushing yards per game ranked fourth in NFL history for players with at least two games played. Only a trio of Pro Football Hall of Fame members—Denver Broncos running back **Terrell Davis** (156.0 in 1998), Los Angeles Raiders running back **Marcus Allen** (155.3 in 1983) and Washington Redskins running back **John Riggins** (152.5 in 1982) have averaged more rushing yards in a single postseason than Henry.

In Titans/Oilers history, **Eddie George** established the previous record for average rushing yards in a single postseason during the 1999 playoffs. In four games, George carried the ball 108 times for 449 yards, or an average of 112.3 yards per contest.

## Most rushing yards per game in a single NFL postseason (minimum two games):

Player	Team	Season	Games	Rush Yards	Per Game
1. Terrell Davis	Denver	1998	3	468	156.0
2. Marcus Allen	L.A. Raiders	1983	3	466	155.3
3. John Riggins	Washington	1982	4	610	152.5
4. <b>Derrick Henry</b>	<b>Tennessee</b>	<b>2019</b>	<b>3</b>	<b>446</b>	<b>148.7</b>
5. Eric Dickerson	L.A. Rams	1985	2	294	147.0
6. Terrell Davis	Denver	1997	4	581	145.3
7. Arian Foster	Houston	2011	2	285	142.5
8. Thurman Thomas	Buffalo	1990	3	390	130.0
9. Brian Westbrook	Philadelphia	2006	2	257	128.5
10. Fred Taylor	Jacksonville	1998	2	248	124.0

George's 449 yards during the team's run to Super Bowl XXXIV also established the franchise benchmark for most total rushing yards in a single postseason. Henry came within three yards of the mark in one fewer game.

## Most rushing yards in a single postseason, franchise history:

Player	Season	Games	Rush Yards
1. Eddie George	1999	4	449
2. <b>Derrick Henry</b>	<b>2019</b>	<b>3</b>	<b>446</b>
3. Earl Campbell	1978	3	264
4. Steve McNair	1999	4	209
5. Derrick Henry	2017	2	184

Henry's 2019 playoff rushing yardage total ranked sixth in NFL history. It was the most by any NFL player since George's 1999 postseason.

## Most total rushing yards in a single NFL postseason:

Player	Team	Season	Games	Rush Yards
1. John Riggins	Washington	1982	4	610
2. Terrell Davis	Denver	1997	4	581
3. Terrell Davis	Denver	1998	3	468
4. Marcus Allen	L.A. Raiders	1983	3	466
5. Eddie George	Tennessee	1999	4	449
6. <b>Derrick Henry</b>	<b>Tennessee</b>	<b>2019</b>	<b>3</b>	<b>446</b>
7. Thurman Thomas	Buffalo	1990	3	390
8. Natrone Means	Jacksonville	1996	3	358
9. Le'Veon Bell	Pittsburgh	2016	3	357
10. Freeman McNeil	N.Y. Jets	1982	3	349

## RUSHING YARDS IN A TITANS PLAYOFF GAME

On Jan. 4, 2020, **Derrick Henry** rushed for 182 yards and one touchdown on 34 attempts in a wild card playoff victory at New England. In doing so, he set a new franchise single-game postseason record for rushing yards in a game, surpassing **Eddie George's** 162 yards at Indianapolis on Jan. 16, 2000.

One week later, on Jan. 11, 2020, Henry broke his own record, going for 195 rushing yards on 30 carries at Baltimore.

Henry now owns two of the top three rushing games in franchise postseason history.

## Most single-game rushing yards in franchise postseason history:

Player	Date	Opp	Att	Yds	Avg	TD
1. <b>Derrick Henry</b>	<b>1/11/20</b>	<b>at Bal</b>	<b>30</b>	<b>195</b>	<b>6.5</b>	<b>0</b>
2. <b>Derrick Henry</b>	<b>1/4/20</b>	<b>at NE</b>	<b>34</b>	<b>182</b>	<b>5.4</b>	<b>1</b>
3. Eddie George	1/16/00	at Ind	26	162	6.2	1
4. <b>Derrick Henry</b>	<b>1/6/18</b>	<b>at KC</b>	<b>23</b>	<b>156</b>	<b>6.8</b>	<b>1</b>
5. Earl Campbell	12/31/78	at NE	27	118	4.4	1
6. Eddie George	1/8/00	Buf	29	106	3.7	0
7. Eddie George	1/30/00	StL (SB)	28	95	3.4	2

## FRANCHISE PLAYOFF RUSHING LEADERS

In the 2021 postseason, **Derrick Henry** increased his career playoff totals to 732 rushing yards on 156 attempts. He is second on the franchise's all-time postseason rushing list behind only **Eddie George** (776).

Henry is tied with **Earl Campbell** for third place on the franchise's all-time postseason leaderboard with four rushing touchdowns, trailing **Steve McNair** (six) and George (five).

## Franchise career postseason rushing leaders:

Player	Games	Att	Yards	Avg	TD
1. Eddie George	9	206	776	3.8	5
2. <b>Derrick Henry</b>	<b>7</b>	<b>156</b>	<b>732</b>	<b>4.7</b>	<b>4</b>
3. Earl Campbell	6	135	420	3.1	4
4. Steve McNair	9	54	349	6.5	6
5. Lorenzo White	7	76	264	3.5	1

## SCRIMMAGE YARDS IN A TITANS PLAYOFF GAME

**Derrick Henry's** 182 rushing yards and 22 receiving yards in the team's wild card playoff victory at New England on Jan. 4, 2020 gave him a franchise-record 204 scrimmage yards.

Henry broke his own record of 191 scrimmage yards in a wild card playoff contest at Kansas City on Jan. 6, 2018 (156 rushing, 35 receiving).

On Jan. 11, 2020, one week after establishing the current record, Henry had 202 scrimmage yards (195 rushing, seven receiving) at Baltimore, giving him the three biggest scrimmage yards totals in franchise postseason history.

Prior to Henry, the organization record stood for 57 years. It was set on Jan. 1, 1961, when **Billy Cannon** had 178 scrimmage yards against the Los Angeles Chargers.

### Most single-game scrimmage yards in franchise postseason history:

Player	Date	Opp	Rush Yards	Rec Yards	Scrim Yards
1. <b>Derrick Henry</b>	1/4/20	at NE	182	22	204
2. <b>Derrick Henry</b>	1/11/20	at Bal	195	7	202
3. <b>Derrick Henry</b>	1/6/18	at KC	156	35	191
4. Billy Cannon	1/1/61	LAC	50	128	178
5. Eddie George	1/16/00	at Ind	162	14	176
6. Eddie George	1/7/01	Bal	91	52	143
7. Ernest Givins	12/31/89	at Pit	0	136	136

## MORE TITANS RUNNING BACKS

### 23 - RB TRENTON CANNON

5-11, 185, 5th Year, Virginia State

➤ Trenton Cannon was signed by the Titans as an unrestricted free agent on March 16, 2022.

➤ Prior to his arrival in Tennessee, Cannon appeared in 46 NFL games with the New York Jets (2018-19), Carolina Panthers (2020), Baltimore Ravens (2021) and San Francisco 49ers (2021). His totals during those four NFL seasons included 38 special teams tackles, including a team-best 16 special teams stops during his rookie campaign with the Jets. As a kickoff returner, he averaged 23.2 yards on 32 returns, including a 98-yard return for the Panthers in 2020. His rushing totals included 51 attempts for 150 yards and a touchdown, and he added 20 receptions for 160 yards.

➤ In 2021, he played in 11 games with San Francisco and ranked second on the team with 10 special teams tackles.

➤ Cannon entered the league as sixth-round selection (204th overall) by the Jets in 2018.

➤ As a college player, he totaled 4,035 rushing yards and 44 touchdowns during a three-year career at Virginia State.



### 44 - FB TORY CARTER


6-0, 229, 2nd Year, Louisiana State

➤ Tory Carter was signed by the Titans as an undrafted free agent on May 14, 2021. He spent the first seven games of the 2021 season on the practice squad before being signed to the 53-man roster on Oct. 30.

➤ In 2021, he appeared in eight games with two starts before landing on injured reserve to finish the season. He recorded two special teams tackles and one fumble recovery on special teams.

➤ A native of Valdosta, Ga., he appeared in 42 games with six starts at fullback/tight end over four seasons at Louisiana State (2017-20) and caught 16 passes for 157 yards and two touchdowns.

➤ As a senior in 2020, Carter saw action in seven games with one start at fullback and caught four passes for 42 yards, including a long of 15.



### 36 - RB JULIUS CHESTNUT

5-11, 228, Rookie, Sacred Heart

➤ Julius Chestnut was signed by the Titans as an undrafted free agent on May 13, 2022.

➤ In four seasons at Sacred Heart (2018-21), he saw action in 32 games and logged 593 carries for 3,467 yards (5.8 avg.) and 29 touchdowns. He added 28 receptions for 412 yards (14.7 avg.) and five scores, plus 10 kickoff returns for 108 yards and two punt returns for 10 yards.

➤ As a senior in 2021, played in five games and posted 91 rushes for 542 yards (6.0 avg.) and three touchdowns.

➤ As a junior in 2020, appeared in four games and rushed 93 times for 717 yards (7.7 avg.) and eight scores.

➤ He is a native of Bowie, Md.



### 25 - RB HASSAN HASKINS

6-2, 228, Rookie, Michigan

➤ Hassan Haskins was selected by the Titans in the fourth round (131st overall) of the 2022 NFL Draft.

➤ During four seasons at Michigan (2018-21), Haskins appeared in 36 career games with 22 starts and carried the ball 452 times for 2,324 yards (5.1 avg.) and 30 touchdowns.

➤ Named 2021 first-team All-Big Ten and earned honorable mention all-conference in 2019 and 2020. Registered 10 career 100-yard rushing games.

➤ Had only 26 negative rushing yards his entire career and did not fumble in 452 rushing attempts.

➤ As a senior in 2021, started all 14 games and carried the ball 270 times for 1,327 yards and a school-record 20 rushing touchdowns. Added 18 receptions for 131 yards. Posted four 150-yard rushing efforts and six overall games with more than 100 rushing yards.

➤ Tied a Michigan single-game record with five rushing touchdowns and registered a career-best 169 rushing yards against Ohio State on Nov. 27, 2021.

➤ He is a native of St. Louis, Mo.



### 40 - RB DONTRELL HILLIARD

5-11, 202, 5th Year, Tulane

➤ Dontrell Hilliard was originally signed to the Titans practice squad on Oct. 27, 2021 and was signed to the 53-man roster on Nov. 23, 2021.

➤ In 2021, he appeared in eight games with five starts. He set career highs with 56 rushing attempts and 350 rushing yards and tied a career high with a pair of rushing touchdowns. He added 87 yards on a career-high 19 receptions and added eight kickoff returns for 177 yards (22.1 avg.). In the team's divisional playoff game, he had three receptions for 13 yards and one kickoff return for 26 yards.

➤ Prior to joining the Titans, Hilliard appeared in 32 games over three seasons with stops in Cleveland (2018-20) and Houston (2020). He rushed 22 times for 97 yards and two touchdowns, also registering 22 receptions for 199 yards. As a returner, he posted a 7.1-yard average on 15 punt returns and 23.1-yard average on 23 kickoff returns.

➤ In 2020, Hilliard recorded nine rushes for 48 yards and returned seven kickoffs for 125 yards while with the Brown and Texans.

➤ He originally signed with the Cleveland Browns as a rookie free agent on May 4, 2018.

➤ As a college player at Tulane, Hilliard played in 47 games and rushed for 2,948 yards and 30 touchdowns.

#### 2022 Game Notes:

➤ **Against New York Giants (9/11)**, totaled three receptions and set career highs with 61 receiving yards and two touchdowns. He added two carries for eight yards. He notched his first career touchdown reception in the first quarter, hauling in a seven-yard pass from Ryan Tannehill for the score, and added his second touchdown reception in the third quarter on a 23-yard pass from Tannehill. He became the first Titans running back with two or more touchdown receptions in a game since DeMarco Murray had two touchdown catches against the Minnesota Vikings on Sept. 11, 2016. He also had a 31-yard reception to convert a third down in the second quarter. It was the longest reception of his career.








## TITANS TIGHT ENDS

No.	Name	Ht	Wt	Exp	College
81	Hooper, Austin	6-4	254	7	Stanford
89	Hudson, Tommy (IR)	6-3	255	2	Arizona State
85	Okonkwo, Chig	6-3	238	R	Maryland
87	Swaim, Geoff	6-4	260	8	Texas

### #81 • TE AUSTIN HOOPER

6-4, 254, 7th Year, Stanford

[Click for complete bio](#)



Tight end **Austin Hooper** is in his seventh NFL season and his first campaign with the Titans in 2022. He was signed by the Titans as a free agent during the 2022 offseason.

Prior to his arrival in Tennessee, Hooper accumulated 298 receptions for 3,024 yards with 23 touchdowns during his time with the Atlanta Falcons (2016-19) and Cleveland Browns (2020-21), registering at least three touchdowns in each of his first six seasons.

The two-time Pro Bowl selection was originally selected by the Falcons in the third round (81st overall) of the 2016 NFL Draft. After his rookie season in 2016, he ranked first among his team's tight ends in receptions each season from 2017 to 2021.

In 2021, Hooper started a career-high 16 games and collected 38 receptions for 345 yards with three touchdowns. The only game he missed was due to time on the reserve/COVID-19 list.

Hooper's first season in Cleveland was 2020. He started 13 games and hauled in 46 passes for 435 yards with four touchdowns during the regular season. In the postseason, he started both contests and registered nine receptions for 62 yards and a score.

In 2019, Hooper enjoyed the most productive season of his career in his final campaign with the Falcons. He generated career-bests of 75 receptions, 787 receiving yards and six touchdown catches.

The San Mateo, Calif., native appeared in 27 games in his two seasons playing at Stanford, where he caught 74 passes for 937 yards and eight touchdowns during his career. As a sophomore in 2015, he was a Mackey Award finalist and was selected to the All-Pac-12 first team after recording 34 catches for 438 yards and six touchdowns.

#### 2022 Game Notes:

➤ **Against New York Giants (9/11)**, posted one reception for six yards in his first game with the Titans.

#### Hooper's Career Regular Season Statistics:

Year	Team	GP	GS	Rec	Yds	Avg	Lg	TD
2016	Atl	14	3	19	271	14.3	44	3
2017	Atl	16	8	49	526	10.7	88t	3
2018	Atl	16	7	71	660	9.3	36	4
2019	Atl	13	10	75	787	10.5	35	6
2020	Cle	13	13	46	435	9.5	36	4
2021	Cle	16	16	38	345	9.1	34	3
2022	Ten	1	0	1	6	6.0	6	0
<b>Totals</b>		<b>89</b>	<b>57</b>	<b>299</b>	<b>3,030</b>	<b>10.1</b>	<b>88t</b>	<b>23</b>

#### Hooper's Career Postseason Statistics:

Year	Team	GP	GS	Rec	Yds	Avg	Lg	TD
2016	Atl	3	1	6	65	10.8	19t	1
2017	Atl	2	2	4	18	4.5	5	0
2020	Cle	2	2	9	62	6.9	11	1
<b>Playoff Totals</b>		<b>7</b>	<b>5</b>	<b>19</b>	<b>145</b>	<b>7.6</b>	<b>19t</b>	<b>2</b>

#### Hooper's Regular Season Single-Game Highs:

**Receptions** - 10 at Cleveland (11/11/18)  
**Receiving Yards** - 130 vs. Tennessee (9/29/19)  
**Long Reception** - 88t at Chicago (9/10/17)  
**Touchdowns** - 2 at Indianapolis (9/22/19)

#### Hooper's Playoff Single-Game Highs:

**Receptions** - 7 at Pittsburgh (1/10/21)  
**Receiving Yards** - 46 at Pittsburgh (1/10/21)  
**Long Reception** - 19t vs. New England (2/5/17)  
**Touchdowns** - 1 (Twice, last at Pittsburgh, 1/10/21)

### RECEPTIONS BY TIGHT ENDS SINCE 2016

Since entering the NFL as a third-round pick in 2016, **Austin Hooper** has been one of the league's most productive tight ends. Since 2016, only three tight ends—**Travis Kelce**, **Zach Ertz** and **George Kittle**—have more catches than him.

#### Most receptions by a tight end since 2016:

Player	Receptions
1. Travis Kelce	573
2. Zach Ertz	468
3. George Kittle	335
4. <b>Austin Hooper</b>	<b>299</b>
5. Kyle Rudolph	297
6. Jared Cook	280
7. Eric Ebron	279
Jimmy Graham	279
9. Darren Waller	272
10. Mark Andrews	268

### STREAKS OF 3+ RECEIVING TOUCHDOWNS

Tight end **Austin Hooper** has had a minimum of three touchdown receptions in every season since entering the NFL in 2016. Among tight ends, only **Travis Kelce** (eight seasons) holds a longer active streak.

#### Most consecutive seasons by tight ends with at least three touchdown receptions entering 2022:

Player	Consecutive Seasons
1. Travis Kelce	8
2. <b>Austin Hooper</b>	<b>6</b>
3. Jared Cook	4
Mark Andrews	4
Dallas Goedert	4
6. (five tied)	3



## MORE TITANS TIGHT ENDS

**85 - TE CHIG OKONKWO****6-3, 238, Rookie, Maryland**

➤ Chig Okonkwo (pronounced "CHIGG oh-KAHN-kwoh") was selected by the Titans in the fourth round (143rd overall) of the 2022 NFL Draft.

➤ The Powder Springs, Ga., native appeared in 37 games with 20 starts over four seasons (2018-21) at Maryland and caught 77 passes for 717 yards and eight touchdowns. Okonkwo also added three carries for 72 yards and three touchdowns, including a career-long rush of 54 yards.

➤ As a senior in 2021, started all 13 games and posted career-high marks with 52 catches for 447 yards and a team-leading five touchdowns. His 52 receptions ranked second in Terrapins history for a single season by a tight end, behind only former Titans tight end Frank Wycheck (58 in 1990). Okonkwo's 447 receiving yards were the most by a Terps tight end in a season since Vernon Davis (871 in 2005).

➤ He sat out the 2020 season with myocarditis due to COVID-19.

➤ He saw action in 12 games (four starts) as a freshman and 12 games (three starts) as a sophomore.

**2022 Game Notes:**

➤ **Against New York Giants (9/11)**, made his NFL debut and recorded his first career reception in the fourth quarter, picking up 11 yards on a pass from Ryan Tannehill.

**87 - TE GEOFF SWAIM****6-4, 260, 7th Year, Texas**

➤ Swaim was signed by the Titans prior to the start of the 2020 season.

➤ In 2021, he established career highs with 16 games played, 16 starts, 31 receptions and three touchdown catches. His 210 receiving yards ranked second in his career. He also started the team's divisional playoff contest.

➤ Originally a seventh-round pick by the Cowboys in the 2015 NFL Draft, Swaim played in 43 total games over five seasons with the Cowboys (2015-18) and the Jaguars (2019). His career totals in that time included 48 catches for 401 yards and a touchdown in his career.


➤ In 2020, he appeared in 10 games (eight starts) in his first season in Tennessee. He produced nine receptions for 83 yards and one touchdown and helped block for Derrick Henry's 2,027-yard rushing season. Swaim started one playoff game with one reception for five yards.

➤ As a senior at the University of Texas, he started all 13 games, spending most of his time helping block for a running game that rushed for 1,786 yards and seven touchdowns. He totaled 13 catches for 84 yards.

➤ A native of Chico, Calif., Swaim played at Butte College in Oroville, Calif., for two years prior to transferring to Texas.

**2022 Game Notes:**

➤ **Against New York Giants (9/11)**, tied for second on the team with three receptions, totaling 19 yards.

TITANS  
WIDE RECEIVERS

No.	Name	Ht	Wt	Exp	College
16	Burks, Treyton	6-2	225	R	Arkansas
8	Hollister, Cody	6-4	220	3	Arkansas
13	McMath, Racey (IR)	6-3	217	2	Louisiana State
18	Phillips, Kyle	5-11	189	R	UCLA
15	Westbrook-Ikhine, Nick	6-2	211	3	Indiana
2	Woods, Robert	6-0	195	10	Southern California

## #16 • WR TREYLON BURKS

**6-2, 225, Rookie, Arkansas**[Click for complete bio](#)

Wide receiver **Treyton Burks** was selected by the Titans in the first round (18th overall) of the 2022 NFL Draft.

In three seasons (2019-21) at the University of Arkansas, Burks appeared in 32 career games with 30 starts. He totaled 146 receptions for 2,399 yards and 18 touchdowns to go along with 32 rushing attempts for 222 yards and one score. He returned 13 punts for 134 yards (10.3-yard average) and returned 11 kickoff returns for 226 yards (20.5 avg.).

At the conclusion of his collegiate career, he ranked sixth in Razorbacks history in career receptions and receiving yards, and his touchdown reception total tied for fifth all-time. He set an Arkansas record with 10 career 100-yard receiving games, including a school-record six 100-yard receiving performances in his final year.

Burks earned All-SEC honors in each of his three seasons: in 2019, second-team All-SEC as a returner and All-Freshman as a receiver; second-team All-SEC in 2020; and first-team All-SEC in 2021.

The Warren, Ark., native was drafted with the highest pick of any Arkansas player since **Darren McFadden** was taken fourth overall in 2008, and Burks was the first Arkansas wide receiver to be selected in the first round since **Matt Jones** was taken 21st overall by Jacksonville in 2006.

As a junior in 2021, Burks was named first-team All-SEC after totaling 66 receptions (seventh in the SEC) for 1,104 yards (fourth) and 11 touchdowns (fourth). His 92.0 receiving yards per game ranked third in the SEC behind only **Jameson Williams** (104.8) and **Wan'Dale Robinson** (102.6).

As a sophomore in 2020, he was named second-team All-SEC after contributing 51 receptions for 820 yards and seven touchdowns. His 91.1 receiving yards per game ranked third in the SEC behind only **Elijah Moore** (149.1) and **DeVonta Smith** (142.8).

**2022 Game Notes:**

➤ **Against New York Giants (9/11)**, made his NFL debut and caught three passes for 55 yards. He tied for second place on the team in receptions. Since 1970, his 55 receiving yards ranked sixth among Titans/Oilers rookies and first-year players in a Week 1 game. He picked up 20 yards and a first down on his first NFL reception in the first quarter. The catch led to a Titans touchdown on the next play. He also recorded a 27-yard catch in the third quarter.

**Burks' 2022/Career Regular Season Statistics:**

Year	Team	GP	GS	Rec	Yds	Avg	Lg	TD
2022	Ten	1	0	3	55	18.3	27	0

**Burks' Career College Statistics:**

Year	Team	GP	GS	Rec	Yds	Avg	Lg	TD
2019	Ark	11	9	29	475	16.4	38	0
2020	Ark	9	9	51	820	16.1	68t	7
2021	Ark	12	12	66	1,104	16.7	91t	11
<b>Totals</b>		<b>32</b>	<b>30</b>	<b>146</b>	<b>2,399</b>	<b>16.4</b>	<b>91t</b>	<b>18</b>



## #15 • WR NICK WESTBROOK-IKHINE

6-2, 211, 3rd Year, Indiana

[Click for complete bio](#)

Wide receiver **Nick Westbrook-Ikhine** is in his third NFL season in 2022. He was originally signed by the Titans as a rookie free agent on May 7, 2020.

In 2021, Westbrook-Ikhine appeared in 16 games with seven starts. He ranked second on the team and set career highs with 38 receptions, 476 receiving yards and four touchdown catches, and he added three tackles on special teams. Westbrook-Ikhine was named the team's 2021 recipient of the Ed Block Courage Award.

As a rookie in 2020, he appeared in 14 games with one start and totaled three receptions for 33 yards, two special teams tackles and one reception for a two-point conversion. In one playoff game, he registered two catches for 17 yards and a special teams tackle.

A native of Lake Mary, Fla., he appeared in 52 games with 36 starts at Indiana University, where he totaled 144 receptions for 2,226 yards with 16 touchdowns over four seasons. He ranked sixth in school history in catches, seventh in yardage and touchdowns, and tied for seventh in 100-yard receiving games (six). He became the seventh Hoosier to reach 125 receptions and 2,000 yards. As a senior in 2019, he caught 42 passes for 572 yards and five touchdowns.

**2022 Game Notes:**

➤ **Against New York Giants (9/11)**, caught one pass for 13 yards.

**Westbrook-Ikhine's Career Regular Season Statistics:**

Year	Team	GP	GS	Rec	Yds	Avg	Lg	TD
2020	Ten	14	1	3	33	11.0	19	0
2021	Ten	16	7	38	476	12.5	46	4
2022	Ten	1	1	1	13	13.0	13	0
<b>Totals</b>		<b>31</b>	<b>9</b>	<b>42</b>	<b>522</b>	<b>12.4</b>	<b>46</b>	<b>4</b>

**Westbrook-Ikhine's Career Postseason Statistics:**

Year	Team	GP	GS	Rec	Yds	Avg	Lg	TD
2020	Ten	1	0	2	17	8.5	12	0
2021	Ten	1	0	0	0	-	0	0
<b>Totals</b>		<b>2</b>	<b>0</b>	<b>2</b>	<b>17</b>	<b>8.5</b>	<b>12</b>	<b>0</b>

**Westbrook-Ikhine's Regular Season Single-Game Highs:**

**Receptions** - 7 vs. Houston (11/21/21)

**Receiving Yards** - 107 vs. Houston (11/21/21)

**Long Reception** - 46 vs. Houston (11/21/21)

**Receiving Touchdown** - 1 (Four times, last at Houston, 1/9/22)

**Westbrook-Ikhine's Playoff Single-Game Highs:**

**Receptions** - 2 vs. Baltimore (1/10/21)

**Receiving Yards** - 17 vs. Baltimore (1/10/21)

**Long Reception** - 12 vs. Baltimore (1/10/21)



## #2 • WR ROBERT WOODS

6-0, 195, 10th Year, Southern California

[Click for complete bio](#)

Wide receiver **Robert Woods** is in his 10th NFL season and his first campaign with the Titans in 2022. He was acquired in a March 2022 trade in which the Titans sent a 2023 sixth-round draft pick to the Los Angeles Rams in exchange for Woods.

Prior to arriving in Tennessee, Woods produced 570 receptions for 7,077 yards with 35 touchdown catches in 125 career games. He added 74 rushing attempts for 507 yards and five scores.

Woods entered the league as a second-round pick of the Buffalo Bills in the 2013 NFL Draft out of Southern California and spent his first four NFL seasons with the club. In 57 games with the Bills, he caught 203 passes for 2,451 yards and 12 touchdowns.

In 2017, he went to Los Angeles as an unrestricted free agent and in the next five years totaled 367 receptions for 4,626 yards and 23 receiving for the Rams, culminating with the Rams' Super Bowl LVI championship to conclude the 2021 season.

Woods missed the final eight games of the 2021 regular season and the entire postseason due to a knee injury, but prior to being placed on injured reserve he registered 45 catches for 556 yards and four touchdowns.

In 2020, Woods tied a career-best with 90 receptions for 936 yards with six touchdowns. It was his second consecutive season with 90 catches after reaching the mark in 2019.

In 2018, Woods posted 86 receptions for a career-high 1,219 yards with six touchdowns in his first season with the Rams. His six touchdown catches also established a career high.

The Gardena, Calif., native started all 38 games in his three-year career at the University of Southern California and finished his career as the Trojans' all-time leader with 252 receptions. He placed eighth in program history with 2,930 receiving yards and second with 32 receiving touchdowns.

**2022 Game Notes:**

➤ **Against New York Giants (9/11)**, made his Titans debut and caught one pass for 13 yards in the first quarter.

**Woods' Career Regular Season Statistics:**

Year	Team	GP	GS	Rec	Yds	Avg	Lg	TD
2013	Buf	14	14	40	587	14.7	57	3
2014	Buf	16	15	65	699	10.8	37	5
2015	Buf	14	9	47	552	11.7	37	3
2016	Buf	13	10	51	613	12.0	34	1
2017	LAR	12	11	56	781	13.9	94t	5
2018	LAR	16	16	86	1,219	14.2	39t	6
2019	LAR	15	15	90	1,134	12.6	48	2
2020	LAR	16	16	90	936	10.4	56t	6
2021	LAR	9	9	45	556	12.4	28	4
2022	Ten	1	1	1	13	13.0	13	0
<b>Totals</b>		<b>126</b>	<b>116</b>	<b>571</b>	<b>7,090</b>	<b>12.4</b>	<b>94t</b>	<b>35</b>

**Woods' Career Postseason Statistics:**

Year	Team	GP	GS	Rec	Yds	Avg	Lg	TD
2017	LAR	1	1	9	142	15.8	38	0
2018	LAR	3	3	17	172	10.1	18	0
2020	LAR	2	2	12	96	8	20	1
2021	LAR	0	0	Injured Reserve				
<b>Playoff Totals</b>		<b>6</b>	<b>6</b>	<b>38</b>	<b>410</b>	<b>10.8</b>	<b>38</b>	<b>1</b>

**Woods' Regular Season Single-Game Highs:**

**Receptions** - 13 (Twice, last at Arizona 12/1/19)

**Receiving Yards** - 172 at Arizona (12/1/19)

**Long Reception** - 94t vs. Houston (11/12/17)

**Receiving Touchdowns** - 2 (Three times, last vs. L.A. Chargers, 9/23/18)

**Rushes** - 4 (Twice, last vs. Chicago, 10/26/20)

**Rushing Yards** - 53 at Seattle (10/7/18)

**Long Rush** - 56 at Seattle (10/7/18)

**Rushing Touchdowns** - 1 (Five times, last at Houston, 10/31/21)

**Woods' Playoff Single-Game Highs:****Receptions** - 9 vs. Atlanta (1/6/18)**Receiving Yards** - 142 vs. Atlanta (1/6/18)**Long Reception** - 38 vs. Atlanta (1/6/18)**Receiving Touchdowns** - 1 at Seattle (1/9/21)**Rushes** - 2 at New Orleans (1/20/19)**Rushing Yards** - 9 vs. Dallas (1/12/19)**Long Rush** - 9 vs. Dallas (1/12/19)**7,000 RECEIVING/500 RUSHING YARDS**

In 2021, **Robert Woods** moved past the 7,000-yard career receiving mark and the 500-yard career rushing mark. In doing so, he joined **Jerry Rice** and **Andre Reed** as the only wide receivers since the 1970 NFL-AFL merger to reach both numbers in a career.

**Wide receivers from 1970 to 2021 with 7,000 receiving yards and 500 rushing yards:**

Player	Years	Receiving Yards	Rushing Yards
Jerry Rice	1985–2004	22,895	645
Andre Reed	1985–2000	13,198	500
Robert Woods	2013–2021	7,077	507

**RECEPTIONS PER GAME, 2017–2021**

During his five-year tenure with the Los Angeles Rams, **Robert Woods** registered 367 catches for 4,626 yards and 23 touchdowns in 68 games. His 5.4 receptions per game tied for the 11th-best figure in the NFL among qualifiers during that time (minimum 50 games).

**Most receptions per game, 2017–2021 (minimum 50 games):**

Player	Games	Receptions	Receptions per Game
1. Michael Thomas	55	418	7.6
2. Davante Adams	71	506	7.1
3. DeAndre Hopkins	72	472	6.6
4. Keenan Allen	78	509	6.5
5. Christian McCaffrey	58	357	6.2
Travis Kelce	78	480	6.2
7. Cooper Kupp	71	433	6.1
8. Stefon Diggs	77	459	6.0
9. Julio Jones	66	382	5.8
10. Tyreek Hill	75	418	5.6
11. Robert Woods	68	367	5.4
Adam Thielen	70	375	5.4

**MORE TITANS WIDE RECEIVERS****8 - WR CODY HOLLISTER****6-4, 216, 3rd Year, Arkansas**

➤ Cody Hollister joined the Titans in 2019 and has spent most of his time since then on the team's practice squad and active roster.

➤ In 2021, he spent the final seven games of the regular season and the postseason on the Titans practice squad. He appeared in three games with one start, totaling 33 yards on four receptions.

➤ In 2020, Hollister spent the majority of the season on the practice squad after initially making the 53-man roster in Week 1. He appeared in two total games and caught one pass for 12 yards.

➤ He initially signed with the Titans as a free agent following a tryout during 2019 rookie minicamp. During the 2019 season he appeared in five games and posted two catches for 13 yards on the season.

➤ Originally signed by the New England Patriots as an undrafted free agent following the 2017 NFL Draft.

➤ The Bend, Ore., native played in 29 games with 12 starts at Arkansas and caught 27 passes for 342 yards and a touchdown. Also rushed twice for 48 yards and one score.

**13 - WR RACEY MCMATH****6-3, 217, 2nd Year, Louisiana State**

➤ The Titans selected Racey McMath with the 205th overall pick in the sixth round of the 2021 NFL Draft.

➤ In 2021, he caught two passes for eight yards and added four special teams tackles in nine games.

➤ A native of New Orleans, La., he spent four seasons at LSU, appearing in 34 total games with six starts, 33 receptions for 522 yards and four touchdowns. He was a key contributor during the Tigers' 2019 national championship campaign.

➤ As a senior (2020), started all six games in which he appeared and caught 14 passes for 195 yards and one touchdown. Added a pair of special teams tackles and a forced fumble.

➤ In 2019, he appeared in 14 games producing career highs with 17 receptions, 285 receiving yards and three touchdowns during a national championship season.

➤ He is a native of New Orleans, La.

**2022 Game Notes:**

➤ Placed on injured reserve on Aug. 31.

**18 - WR KYLE PHILIPS****5-11, 189, Rookie, UCLA**

➤ The Titans selected Kyle Philips with the 163rd overall pick in the fifth round of the 2022 NFL Draft.

➤ Started 23 of his 34 games during a four-year career at UCLA, where he totaled 163 receptions for 1,821 yards and 17 touchdowns. He added 25 punt returns for 496 yards (19.8 avg.) with two touchdowns.

➤ He registered at least one reception in 32 of his 34 college games, including a streak of 29 consecutive games with at least one catch to end his career.

➤ At the end of his UCLA career, he ranked fourth on the school's all-time career receptions list. He was the first Bruin to lead the team in receptions in three straight seasons since Craig Bragg from 2001 to 2004.

➤ As a junior in 2021, he led the Bruins in receptions (59), receiving yards (739) and receiving touchdowns (10). He also led the team in punt returns (nine) and punt return average (22.6).

➤ As a redshirt freshman in 2019, he posted a career-high 60 receptions for 681 yards and five touchdowns.

➤ He is a native of San Marcos, Calif.

**2022 Game Notes:**

➤ **Against New York Giants (9/11)**, made his NFL debut and led the team with six receptions and 66 receiving yards. He added four punt returns for 62 yards and a 15.5-yard average. On the first punt return of his career in the first quarter, he gained 46 yards. In the third quarter, he registered his first career reception for 20 yards, and he added a 21-yard catch in the fourth quarter. Among all Titans/Oilers rookies since 1970, his six receptions tied Corey Davis (six receptions against Oakland on Sept. 10, 2017) for the second-best total in a Week 1 game, behind only Tajaé Sharpe's seven receptions against Minnesota on Sept. 11, 2016. Also since 1970, Philips' 66 receiving yards ranked fifth among franchise rookies in a Week 1 game.







## TITANS OFFENSIVE LINEMEN

### CENTERS

No.	Name	Ht	Wt	Exp	College
60	Jones, Ben	6-3	308	11	Georgia
62	Levin, Corey	6-4	307	4	Chattanooga

### GUARDS

No.	Name	Ht	Wt	Exp	College
55	Brewer, Aaron	6-1	295	3	Texas State
64	Davis, Nate	6-3	316	4	Charlotte
73	Jones, Jamarco	6-4	293	5	Ohio State

### TACKLES

No.	Name	Ht	Wt	Exp	College
71	Daley, Dennis	6-6	326	4	South Carolina
77	Lewan, Taylor	6-7	309	9	Michigan
78	Petit-Frere, Nicholas	6-5	316	R	Ohio State
75	Radunz, Dillon	6-6	301	2	North Dakota State

## #55 • G/C AARON BREWER

6-1, 295, 3rd Year, Texas State

[Click for complete bio](#)



Aaron Brewer is in his third NFL season in 2022. He was signed by the Titans as an undrafted free agent on May 7, 2020.

In 2021, he appeared in 12 games with a career-high five starts, including three starts at right guard and two starts at left guard.

As a rookie in 2020, he appeared in 12 games with one start at left guard (Nov. 22 at Baltimore) before landing on reserve/COVID-19 for the postseason.

The Dallas, Texas, native appeared in 48 games with 47 consecutive starts in four seasons at Texas State. During his college career, he started at least five games at every position on the offensive line. He totaled eight starts at left tackle, seven starts at left guard, 15 starts at center, five starts at right guard and 12 starts at right tackle.

As a senior, he started all 12 contests at right tackle and earned All-Sun Belt second-team recognition. He was the highest-graded offensive lineman in the Sun Belt Conference (82.8) by Pro Football Focus, surrendering just three combined sacks and hits in 496 snaps in pass protection.

### Brewer's Career Regular Season Games Played/Games Started:

Year	Team	GP	GS	Starts by Position
2020	Ten	12	1	LG-1
2021	Ten	12	5	LG-2, RG-3
2022	Ten	1	1	LG-1
<b>NFL Totals</b>		<b>25</b>	<b>7</b>	<b>LG-4, RG-3</b>

### Brewer's Career Postseason Games Played/Games Started:

Year	Team	GP	GS	Starts by Position
2020	Ten	0	0	
2021	Ten	1	0	
<b>Playoff Totals</b>		<b>1</b>	<b>0</b>	

## #64 • G NATE DAVIS

6-3, 316, 4th Year, Charlotte

[Click for complete bio](#)



Nate Davis is in his fourth NFL season in 2022. He was selected by the Titans in the third round (82nd overall) of the 2019 NFL Draft.

Davis started 14 games at right guard in 2021, giving him 42 starts in his first three NFL seasons. Additionally, he started each of the club's five playoff games from 2019 to 2021. He helped the Titans finish fifth in the NFL in rushing in 2021 (141.4 rushing yards per game), marking the third consecutive season the Titans ranked in the top five in rushing.

Davis was a part of a 2020 offense that tied for the second-overall ranking in the NFL (396.4 yards per game), finished second in rushing (168.1), and allowed the sixth-fewest sacks (25). Davis helped pave the way for Derrick Henry to produce the NFL's eighth all-time 2,000-yard rushing season (2,027).

As a rookie in 2019, Davis played in 13 games with 12 starts at right guard. It was the highest number of starts at guard by a Titans rookie since Chance Warmack's 16 starts in 2013. He also started all three of the team's postseason games.

In four seasons at Charlotte (2015-18), Davis appeared in 41 career games with 37 starts. A four-year starter on the offensive line, Davis started at guard from 2015-17 before switching to right tackle for his senior season in 2018.

He is a native of Ashburn, Va.

### Davis' Career Regular Season Games Played/Games Started:

Year	Team	GP	GS	Starts by Position
2019	Ten	13	12	RG-12
2020	Ten	16	16	RG-16
2021	Ten	14	14	RG-14
2022	Ten	1	1	RG-1
<b>NFL Totals</b>		<b>44</b>	<b>43</b>	<b>RG-43</b>


### Davis' Career Postseason Games Played/Games Started:

Year	Team	GP	GS	Starts by Position
2019	Ten	3	3	RG-3
2020	Ten	1	1	RG-1
2021	Ten	1	1	RG-1
<b>Playoff Totals</b>		<b>5</b>	<b>5</b>	<b>RG-5</b>

## #60 • C BEN JONES

6-3, 303, 11th Year, Georgia

[Click for complete bio](#)



Center Ben Jones is in his 11th NFL season and his seventh campaign with the Titans in 2022. He was signed as an unrestricted free agent on March 10, 2016.

From 2012 through 2021, Jones appeared in 160 of 161 possible regular season games, including starts in all but one game during his first six seasons in Tennessee. During those six seasons in Tennessee (2016-21), he was one of only eight offensive linemen to start at least 96 of a possible 97 games. He finished the 2021 campaign with an active streak of 40 consecutive starts, ranking third among centers.

Jones started all 17 games in 2021 and helped the Titans finish fifth in the NFL in rushing (141.4 rushing yards per game), marking the fifth time in his six seasons in Tennessee that he helped the offense rank in the top five in rushing.

From 2016 through 2021, the Titans averaged 137.7 rushing yards per game, posting the second-highest average in the NFL behind only the Baltimore Ravens (150.6). The Titans joined the Dallas Cowboys and Indianapolis Colts as the only teams in those six seasons to produce four individual 1,000-yard rushing seasons—three by Derrick Henry and one by DeMarco Murray.

In 2020, Jones started every game at center and was a part of an offense that tied for the second-overall ranking in the NFL (396.4 yards per game), finished second in rushing (168.1), and allowed the sixth-fewest



sacks (25). He helped pave the way for Henry to produce the NFL's eighth all-time 2,000-yard rushing season (2,027).

In 2019, Jones captained an offensive line that helped Henry win the NFL's rushing title (1,540 yards). He started all three playoff games en route to an AFC Championship Game appearance.

On Dec. 12, 2019, Jones was named the Titans nominee for the Walter Payton NFL Man of the Year Award. Considered one of the league's most prestigious honors, the award recognizes an NFL player for outstanding community service activities off the field, as well as excellence on the field.

On Nov. 3, 2019, Jones' streak of 120 consecutive games played and 88 consecutive starts came to an end when he was deactivated with a concussion. At the time, Jones' consecutive games streak tied Kansas City's **Mitchell Schwartz** for the longest active streak in the NFL among offensive linemen, and his starting streak ranked first in the NFL among all centers.

Jones started all 16 games at center in 2018, registering a start in every contest for the fifth consecutive season, dating back to his third year in Houston (2014).

In his first year in Tennessee, Jones played a key role in an offensive turnaround. He was a key cog in helping the Titans finish 11th overall in offense, third in rushing and tied for seventh in fewest sacks allowed.

Jones was originally selected by the Houston Texans in the fourth round (99th overall) of the 2012 NFL Draft. Over the following four seasons, he started contests at center and both guard spots. He was a starter on two playoff teams in Houston (2012 and 2015).

In 2015, Jones started every game at center, extending his streak of consecutive regular season games played to 64, which was the second-longest active streak among NFL centers at the conclusion of the season.

A native of Centreville, Ala., Jones attended the University of Georgia, where his 49 total starts ranked third in school annals. He was a two-time All-SEC selection by the league's coaches and was named to Georgia's Team of the Decade. As a senior (2011), the team captain earned All-SEC first-team honors.

#### Jones' Career Regular Season Games Played/Games Started:

Year	Team	GP	GS	Starts by Position
2012	Hou	16	10	RG-10
2013	Hou	16	1	RG-1
2014	Hou	16	16	LG-16
2015	Hou	16	16	C-16
2016	Ten	16	16	C-16
2017	Ten	16	16	C-16
2018	Ten	16	16	C-16
2019	Ten	15	15	C-15
2020	Ten	16	16	C-16
2021	Ten	17	17	C-17
2022	Ten	1	1	C-1
<b>NFL Totals</b>		<b>161</b>	<b>140</b>	<b>C-113, LG-16, RG-11</b>

#### Jones' Career Postseason Games Played/Games Started:

Year	Team	GP	GS	Starts by Position
2012	Hou	2	2	RG-2
2015	Hou	1	1	C-1
2017	Ten	2	2	C-2
2019	Ten	3	3	C-3
2020	Ten	1	1	C-1
2021	Ten	1	1	C-1
<b>Playoff Totals</b>		<b>10</b>	<b>10</b>	<b>C-8, RG-2</b>

## #77 • T TAYLOR LEWAN

6-7, 309, 9th Year, Michigan

[Click for complete bio](#)



Tackle **Taylor Lewan** is in his ninth NFL season in 2022. He was selected by the Titans with the 11th overall pick of the 2014 NFL Draft.

In 2021, Lewan returned from a season-ending injury in 2020 to start in 13 games. He helped the Titans finish fifth in the NFL in rushing (141.4 rushing yards per game), marking the fifth time during his career in Tennessee that the offense ranked in the top five in rushing.

During the franchise's "Titans era," beginning in 1999, Lewan's 98 starts at the conclusion of 2021 ranked ninth for the club. Among Titans offensive linemen, only **Michael Roos** (148), **Benji Olson** (139), **David Stewart** (116) and **Brad Hopkins** (101) had more starts than Lewan from 1999 through 2021.

Lewan's 2020 season was cut short after he was placed on injured reserve on Oct. 19, 2020, one day after suffering a knee injury against the Houston Texans. He started each of the team's first five games of the season.

In 2019, Lewan registered 12 starts during the regular season, anchoring an offensive line that helped running back **Derrick Henry** win the NFL's rushing title (1,540 yards). He started all three playoff games, including the AFC Championship Game.

Lewan was named to the Pro Bowl for the third consecutive season in 2018. He played and started in 15 of the team's 16 games at left tackle, marking his fourth consecutive season with at least 15 starts.

In 2017, Lewan became the team's first offensive lineman to make multiple Pro Bowls since center **Kevin Mawae** from 2008–2009. Lewan started all 16 games for the second consecutive season in 2017 and added starts in both postseason contests.

In 2016, Lewan started all 16 games for the first time. The left tackle was the anchor a line that helped the Titans finish 11th overall in offense, third in rushing and tied for seventh in fewest sacks allowed.

In 2015, Lewan started the first 15 games of the season at left tackle before missing the finale with a concussion.

As a rookie in 2014, Lewan played in 11 games with six starts before suffering an ankle injury. He played as a reserve for the first five games and then started in six consecutive contests before the injury caused him to be inactive the final five weeks. For his efforts, Lewan was named to the Pro Football Writers of America All-Rookie Team.

In four seasons at Michigan, Lewan appeared in 50 games with 48 starts at left tackle. He started the final 41 games of his career and was named the Big Ten Conference Offensive Lineman of the Year in 2012 and 2013. As a senior in 2013, he started all 13 games at left tackle for the third consecutive season and was named second-team *Associated Press* All-American.

At the 2014 NFL Scouting Combine, he ran the 40-yard dash in 4.87 seconds, beating all other offensive linemen in his class and clocking the fourth-fastest time among offensive linemen in the last five years (2010-14). He also ranked among the top offensive linemen at the 2014 combine in the broad jump (first at nine feet, nine inches), vertical jump (tied for third at 30.5 inches) and three-cone drill (fourth at 7.39 seconds).

A native of Cave Creek, Ariz., Lewan became the first offensive tackle selected by the Titans/Oilers in the first round since tackle Brad Hopkins (13th overall) in 1993.

#### Lewan's Career Regular Season Games Played/Games Started:

Year	Team	GP	GS	Starts by Position
2014	Ten	11	6	LT-6
2015	Ten	15	15	LT-15
2016	Ten	16	16	LT-16
2017	Ten	16	16	LT-16
2018	Ten	15	15	LT-15
2019	Ten	12	12	LT-12
2020	Ten	5	5	LT-5
2021	Ten	13	13	LT-13
2022	Ten	1	1	LT-1
<b>NFL Totals</b>		<b>104</b>	<b>99</b>	<b>LT-99</b>



**Lewan's Career Postseason Games Played/Games Started:**

Year	Team	GP	GS	Starts by Position
2017	Ten	2	2	LT-2
2019	Ten	3	3	LT-3
2020	Ten	0	0	
2021	Ten	1	1	LT-1
<b>Playoff Totals</b>		<b>6</b>	<b>6</b>	<b>LT-6</b>

**#78 • T NICHOLAS PETIT-FRERE****6-5, 316, Rookie, Ohio State**[Click for complete bio](#)

Nicholas Petit-Frere (pronounced "puh-TEET FRAIR") was selected by the Titans with the 69th overall pick in the third round of the 2022 NFL Draft.

In four seasons at Ohio State, Petit-Frere saw action in 35 career games with 20 starts. He was a member of three consecutive Big Ten Conference championship teams (2018-20) and was a part of two Ohio State teams that qualified for the College Football Playoffs (2019-2020).

As a junior in 2021, he was named first team All-Big Ten by both the coaches and media after starting all 12 games at left tackle, helping Ohio State lead the nation in total offense and scoring offense. He added first-team All-American honors by the Football Writers Association of America and CBS Sports.

As a sophomore in 2020, he received second-team All-Big Ten honors after starting seven games at right tackle for the eighth-ranked rushing attack in the country. He was an Academic All-Big Ten selection.

Petit-Frere is a native of Tampa, Fla.

**Petit-Frere's 2022/Career Regular Season Games Played/Games Started:**

Year	Team	GP	GS	Starts by Position
2022	Ten	1	1	RT-1

**Petit-Frere's College Games Played/Games Started:**

Year	Team	GP	GS	Starts by Position
2018	Ohio St	3	0	
2019	Ohio St	13	1	LT-1
2020	Ohio St	7	7	RT-7
2021	Ohio St	12	12	LT-12
<b>Playoff Totals</b>		<b>35</b>	<b>20</b>	<b>LT-13, RT-7</b>

**MORE TITANS OFFENSIVE LINEMEN****71 - OL DENNIS DALEY****6-6, 326, 4th year, South Carolina**

➤ Dennis Daley was acquired by the Titans in a trade with the Carolina Panthers on Aug. 29, 2022. The Titans received Daley and a 2024 seventh-round draft pick in exchange for a fifth-rounder in 2024.

➤ Prior to joining the Titans, Daley played in a total of 34 games with the Panthers, including 21 starts on the offensive line. He started 13 games at left tackle, seven at left guard and one at right guard.

➤ In 2021, he played in 15 games for Carolina, logging four starts at left guard, four starts at left tackle and one start at right guard.

➤ A native of Columbia, S.C., Daley entered the NFL as a sixth-round selection (212th overall) by the Panthers in the 2019 NFL Draft.

➤ After beginning his college career at Georgia Military College, Daley played his final two seasons at the University of South Carolina. For the Gamecocks, he started 23 of the last 24 games of his career, registering starts at both left tackle and guard, and earning SEC Academic honors.

**73 - OL JAMARCO JONES****6-4, 293, 5th year, Ohio State**


➤ Jamarco Jones was signed by the Titans as an unrestricted free agent on March 17, 2022.

➤ Prior to joining the Titans, Jones appeared in 36 games with seven starts over three seasons with the Seahawks (2019-21) after missing his entire rookie campaign while on injured reserve. His seven starts came at four different positions: right guard (3), right tackle (2), left guard (1) and left tackle (1).

➤ In 2021, he saw action in 10 games with two starts (one at right tackle, one at left guard). He was placed on injured reserve on Nov. 29 and missed five games before returning to the roster on Jan. 1.

➤ In 2019, he set career highs with 15 games played and three starts. He also started both postseason games at left guard.

➤ A native of Chicago, Ill., Jones was a two-year starter at Ohio State, where he appeared in 50 total games and started 27 consecutive contests at left tackle. He was a two-time All-Big Ten honoree. He was a part of Ohio State's national championship squad as a freshman in 2014.

**62 - C/G COREY LEVIN****6-4, 307, 3rd year, Chattanooga**

➤ Corey Levin was claimed by the Titans off waivers from the New York Jets on Sept. 1, 2021, rejoining the team that selected him in the sixth round (217th overall) of the 2017 NFL Draft. After spending the first four games of 2021 on the practice squad, he was signed to the 53-man roster on Oct. 8.

➤ In 2021, he appeared in 12 games as a reserve.

➤ He played in 16 games during his previous stint with the Titans (2017-18) before spending time with Denver and Chicago in 2019 and New England in 2020. He signed with the Jets during the 2021 offseason and was there through the 2021 preseason.

➤ In 2018, he appeared in all 16 games for the Titans with one start (Oct. 21 vs. the Chargers in London).

➤ As a rookie in 2017, Levin spent the entire season on the 53-man roster but did not see game action. He was inactive 14 times and did not play in two other contests.

➤ A native of Dacula, Ga., he appeared in 52 career games with 51 starts at Chattanooga, 45 of which were consecutive. He developed versatility over his four-year collegiate career, making starts at left guard, and both tackle spots.

**75 - OL DILLON RADUNZ****6-6, 301, 2nd Year, North Dakota State**

➤ The Titans selected Dillon Radunz with the 53rd overall pick in the second round of the 2021 NFL Draft.

➤ As a rookie in 2021, he appeared in 12 games with one start at left tackle.

➤ A native of Becker, Minn., Radunz declared for the NFL Draft after North Dakota State's lone fall game his senior season, choosing to forego the Bison's spring football schedule.

➤ He started 32 collegiate games at NDSU and was a member of four Missouri Valley Football Conference championship teams and three NCAA Division I football national championships.

➤ In 2020, he made his 32nd consecutive and final start at left tackle for the Bison in the Oct. 3 season opener against Central Arkansas and helped the Bison rush for 276 yards in the 39-28 victory.

➤ As a junior in 2019, he started all 16 games at left tackle. In 12 regular season games, he played 682 snaps with 63 knockdowns and zero sacks allowed. NDSU rushed for a school-record 4,601 yards.

➤ He is a native of Becker, Minn.





## TITANS DEFENSIVE LINEMEN

No.	Name	Ht	Wt	Exp	College
96	Autry, Denico	6-5	285	9	Mississippi State
94	Hand, Da'Shawn	6-3	297	5	Alabama
90	Jones, Naquan	6-3	313	2	Michigan State
98	Simmons, Jeffery	6-4	305	4	Mississippi State
97	Strong, Kevin	6-4	295	4	Texas-San Antonio
93	Tart, Teair	6-2	304	3	Florida International
95	Walker, DeMarcus	6-4	280	6	Florida State

### #96 • DL DENICO AUTRY

6-5, 285, 9th Year, Mississippi State

[Click for complete bio](#)



Defensive lineman **Denico Autry** is in his ninth NFL season and his second season with the Titans in 2022. He was signed by the Titans as an unrestricted free agent on March 19, 2021.

In 2021, Autry appeared in all 17 games with 11 starts and finished second on the team with nine sacks. His sack total tied his career high, matching the nine sacks he had in 2018 as a member of the Indianapolis Colts. He added 32 tackles, 44 quarterback pressures, 10 tackles for loss and six passes defended.

Over a four-season stretch from 2018 to 2021, Autry posted 29 sacks, ranking fifth among all NFL defensive tackles. Only **Aaron Donald** (59), **Chris Jones** (41), **DeForest Buckner** (36) and **Cameron Heyward** (31) had more during that time.

Autry also has been one of the NFL's best in blocking opponent kicks and punts. From 2014 to 2021, he recorded a league-high total of nine blocks, getting a hand on five extra point attempts, one punt and three field goals, including a blocked field goal in 2021.

After entering the NFL as a rookie free agent with the Oakland Raiders in 2014, Autry played four seasons with the Raiders (2014-17) and then three seasons with the Indianapolis Colts (2018-20). During that time he appeared in 96 games with 56 starts and amassed 200 tackles, 30.5 sacks, 53 quarterback hits, 17 passes defended, three forced fumbles and three fumble recoveries.

In 2020, Autry collected 33 tackles, 7.5 sacks, 10 quarterback pressures and nine tackles for loss in 14 games with the Colts. His 13 starts were the second-highest total of his career (14 in 2019).

In 2018, Autry led the Colts with a career-best nine sacks in his first season in Indianapolis. He also posted career highs with 13 tackles for loss and two forced fumbles.

The Albemarle, N.C., native played in 26 games (23 starts) in two seasons at Mississippi State University, totaling 73 tackles, 16 tackles for loss, six sacks and three forced fumbles. He spent his first two collegiate seasons at East Mississippi Community College where he was an NJCAA All-American and national champion.

#### 2022 Game Notes:

➤ **Against New York Giants (9/11)**, posted four tackles and two quarterback pressures.

#### Autry's Career Regular Season Statistics:

Year	Team	GP	GS	Tackle	Sack	QBP	TFL	Int	PD	FF	FR
2014	Oak	10	0	13	0.0	1	3	0	0	0	0
2015	Oak	14	8	29	3.0	7	6	0	4	0	0
2017	Oak	16	3	35	5.0	9	9	0	7	0	0
2018	Ind	12	11	37	9.0	11	13	0	1	2	1
2019	Ind	14	14	32	3.5	11	4	0	4	1	0
2020	Ind	14	13	33	7.5	10	9	0	0	0	0
2021	Ten	17	11	32	9.0	44	10	0	6	0	0
2022	Ten	1	0	4	0.0	2	0	0	0	0	0
<b>Totals</b>		<b>114</b>	<b>67</b>	<b>252</b>	<b>39.5</b>	<b>99</b>	<b>60</b>	<b>0</b>	<b>25</b>	<b>3</b>	<b>3</b>

#### Autry's Career Postseason Statistics:

Year	Team	GP	GS	Tackle	Sack	QBP	TFL	Int	PD	FF	FR
2016	Oak	1	0	3	0.0	0	2	0	1	0	0
2018	Ind	2	2	4	1.0	3	2	0	0	0	0
2020	Ind	1	1	4	1.5	2	1	0	0	1	0
2021	Ten	1	1	3	1.5	2	0	0	1	0	0
<b>Totals</b>		<b>1</b>	<b>1</b>	<b>3</b>	<b>1.5</b>	<b>2</b>	<b>0</b>	<b>0</b>	<b>1</b>	<b>0</b>	<b>0</b>

#### Autry's Regular Season Single-Game Highs:

**Tackles** - 9 vs. Houston (9/30/18)

**Sacks** - 3 at Jacksonville (12/2/18)

**Forced Fumbles** - 2 at Jacksonville (12/2/18)

**Fumble Recovery** - 1 (Three times, last vs. Miami, 11/25/18)

**Pass Defensed** - 2 (Three times, last at L.A. Rams, 11/7/21)

**Tackles for Loss** - 4 vs. Houston (9/30/18)

#### Autry's Playoff Single-Game Highs:

**Tackles** - 4 (Three times, last at Buffalo, 1/9/21)

**Sacks** - 1.5 (Twice, last vs. Cincinnati, 1/22/22)

**Forced Fumbles** - 1 at Buffalo (1/9/21)

**Passes Defensed** - 1 (Twice, last vs. Cincinnati, 1/22/22)

**Tackles for Loss** - 2 (Twice, last at Kansas City, 1/12/19)

### SACKS BY DTs FROM 2018-21

In the past four seasons, Titans defensive tackle **Denico Autry** ranks in the NFL's top five in sacks among players at his position.

From 2018 to 2020, when Autry played for the Indianapolis Colts, he produced a total of 20 sacks. During that time, only five NFL players whose primary position was defensive tackle (or nose tackle) had more sacks than him.

**Most total sacks among defensive tackles or nose tackles (primary position) from 2018 to 2021:**

Player	Sacks
1. Aaron Donald	59.0
2. Chris Jones	41.0
3. DeForest Buckner	36.0
4. Cameron Heyward	31.0
5. <b>Denico Autry</b>	<b>29.0</b>
6. Jonathan Allen	25.0
7. Fletcher Cox	24.0
8. Arik Armstead	22.5
Javon Hargrave	22.5
10. Jarran Reed	21.5





## MOST TOTAL BLOCKS FROM 2014-2021

During his first eight NFL seasons (2014-21), **Denico Autry** recorded a total of nine blocks, getting a hand on five extra point attempts, three field goals and one punt. Autry led the NFL in total blocks during that time, four ahead of the next-closest players on the list (five by **Margus Hunt** and **Ra'Shede Hageman**).

In 2021, Autry's first season in Tennessee, he was credited with a field goal block against the Miami Dolphins on Jan. 2.

**Most total blocked field goals, extra points and punts from 2014 to 2021:**

Player	FG	Blocked ...			Total
		PAT	Punt		
1. <b>Denico Autry</b>	3	5	1		9
2. Margus Hunt	2	3	0		5
Ra'Shede Hageman	1	4	0		5
4. William Gholston	2	2	0		4
Vincent Taylor	3	1	0		4
Shelby Harris	4	0	0		4
Cory Littleton	0	0	4		4
Derek Barnett	2	2	0		4
Henry Anderson	2	1	1		4
10. (several tied)					3

## #98 • DT JEFFERY SIMMONS

6-4, 305, 4th Year, Mississippi State

[Click for complete bio](#)

Defensive lineman **Jeffery Simmons** is in his fourth NFL season in 2022. He was selected by the Titans in the first round (19th overall) of the 2019 NFL Draft.

Before the start of the 2021 season, Simmons was named a team captain for the first time in his career, and he went on to become one of six players on the roster to start all 17 games. He was named to his first career Pro Bowl and added Associated Press second-team All-Pro honors after setting career highs in several categories, including sacks (8.5), tackles (54), quarterback pressures (58), tackles for loss (12) and passes defended (six). He led the squad in pressures and placed third in sacks. Among all defensive tackles in the NFL, his 8.5 sacks ranked sixth. In the divisional playoffs, he set a franchise postseason record with three sacks.

In 2020, Simmons appeared and started in 15 games. With three defensive fumble recoveries, he tied **Chase Young** for the most in the NFL in 2020 and was the first Titans defender with three fumble recoveries in a season since 2005, when linebacker **Brad Kassell** accomplished the feat. Simmons ranked second on the team with 19 quarterback pressures and added 49 tackles, three sacks, three tackles for loss, five passes defended and one forced fumble. In the franchise's "Titans era" (since 1999), he became the first player to post at least three fumble recoveries, three sacks and five passes defended in the same season. He also had three tackles and a tackle for loss in one playoff contest.

Simmons began his rookie season on the non-football injury list due to a knee injury he suffered during training in February 2019. He missed the first six games of the season before joining the 53-man roster in Week 7.

His rookie totals included 40 tackles, two sacks, two tackles for loss, 14 quarterback pressures and one pass defended in nine games (seven starts). He added four tackles, three quarterback pressures and a fumble recovery in three playoff contests.

During a three-year career as a defensive tackle at Mississippi State, Simmons appeared in 38 contests with 28 starts. He finished his career ranked sixth in school history with 32.5 in tackles for loss. He also tied for sixth in MSU annals with five forced fumbles and tied for fourth with three blocked kicks. His totals also included 163 tackles, seven sacks, seven passes defended and two defensive touchdowns.

He was a first-team All-SEC selection as a sophomore and junior and was one of two players in the nation to be named a Bednarik Award Semifinalist in both 2017 and 2018.

As a junior in 2018, Simmons was named second-team All-American after totaling 63 tackles, 17 tackles for loss and two sacks. His 17 tackles for loss led the team, ranked fourth in the SEC and were the third-most in single-season school history.

During his sophomore season (2017), he set a career high with five sacks and added 12 tackles for loss. With three total blocked kicks and punts, he became the first SEC player since 2004 to lead the nation in the category.

Simmons is a native of Macon, Miss.

### 2022 Game Notes:

➤ **Against New York Giants (9/11)**, totaled six tackles, two sacks, six quarterback pressures (tied for team lead) and one forced fumble. In the first quarter, he recorded a five-yard sack, taking down Giants quarterback Daniel Jones. In the second quarter, he registered the first strip-sack of his career, forcing Jones to fumble. The ball was recovered by outside linebacker Bud Dupree. It was the second forced fumble of Simmons' career. The takeaway led to a Titans field goal. It was his third career regular-season game with multiple sacks, in addition to one multi-sack performance in the postseason. Including the 2021 regular-season finale at Houston (one sack on Jan. 9) and the team's postseason game against Cincinnati (three sacks on Jan. 22), he notched a total of six sacks in a three-game span. He also tackled Saquon Barkley for a six-yard loss in the fourth quarter.

### Simmons' Career Regular Season Statistics:

Year	GP	GS	Tackle	Sack	QBP	TFL	Int	PD	FF	FR
2019	9	7	40	2.0	14	2	0	1	0	0
2020	15	15	49	3.0	20	3	0	5	1	3
2021	17	17	54	8.5	58	12	0	6	0	0
2022	1	1	6	2.0	6	2	0	0	1	0
<b>Totals</b>	<b>42</b>	<b>40</b>	<b>149</b>	<b>15.5</b>	<b>98</b>	<b>19</b>	<b>0</b>	<b>12</b>	<b>2</b>	<b>3</b>

### Simmons' Career Postseason Statistics:

Year	GP	GS	Tackle	Sack	QBP	TFL	Int	PD	FF	FR
2019	3	0	4	0.0	3	0	0	0	0	1
2020	1	1	3	0.0	0	1	0	0	0	0
2021	1	1	8	3.0	3	3	0	0	0	0
<b>Totals</b>	<b>5</b>	<b>2</b>	<b>15</b>	<b>3.0</b>	<b>6</b>	<b>4</b>	<b>0</b>	<b>0</b>	<b>0</b>	<b>1</b>

### Simmons' Regular Season Single-Game Highs:

**Tackles** - 7 vs. Cleveland (12/6/20)

**Sacks** - 3 at Los Angeles Rams (11/7/21)

**Forced Fumbles** - 1 vs. Chicago (11/8/20)

**Fumble Recoveries** - 1 (Three times, last vs. Detroit, 12/20/20)

### Simmons' Playoff Single-Game Highs:

**Tackles** - 8 vs. Cincinnati (1/22/22)

**Sacks** - 3 vs. Cincinnati (1/22/22)

**Forced Fumbles** - 1 (Twice, last vs. N.Y. Giants, 9/11/22)

**Fumble Recoveries** - 1 at Baltimore (1/11/20)

## TACKLES, SACKS & PASSES DEFENSED IN '21

In 2021, **Jeffery Simmons** was named to his first Pro Bowl after setting career highs with 54 tackles, 8.5 sacks and six passes defended. He was one of only five NFL players to produce at least 50 tackles, eight sacks and six passes defended during the season, joining **Maxx Crosby**, **Cameron Jordan**, **Cameron Heyward** and **T.J. Watt**. Simmons and Heyward were the only interior defensive linemen in the league to accomplish the feat.

**NFL players in 2021 with a minimum of 50 tackles, eight sacks and five passes defended:**

Player	Team	Total Tackles	Sacks	Passes Defended
Cameron Heyward	Pittsburgh	89	10.0	9
Maxx Crosby	Las Vegas	56	8.0	7
T.J. Watt	Pittsburgh	64	22.5	7
Cameron Jordan	New Orleans	59	12.5	6
<b>Jeffery Simmons</b>	<b>Tennessee</b>	<b>54</b>	<b>8.5</b>	<b>6</b>

## MORE TITANS DEFENSIVE LINEMEN

### **94 - DE Da'SHAWN HAND**

**6-3, 297, 5th Year, Alabama**

- The Titans initially signed defensive end Da'Shawn Hand to the team's practice squad on Jan. 5, 2022.
- In 2021, he played in three games with the Lions before concluding the season with the Titans. He played for the Titans in the regular season finale.
- Prior to arriving in Tennessee, he recorded 54 tackles, three sacks, three forced fumbles and one fumble recovery over four seasons (2018-21) with the Detroit Lions. He also spent time on the Indianapolis Colts practice squad.
- In 2020, he played in 10 games with one start for the Lions and totaled 19 tackles, one tackle for loss and one forced fumble.
- During his rookie campaign in 2018, he appeared in 13 games with eight starts and recorded career highs in tackles (27), sacks (three), tackles for loss (four) and forced fumbles (two).
- The Woodbridge, Va., native appeared in 50 games at the University of Alabama (2015-17) and recorded 64 career tackles, eight sacks, 13.5 tackles for loss, one forced fumble and one fumble recovery.



### **90 - DL NAQUAN JONES**

**6-3, 313, 2nd Year, Michigan State**

- Naquan Jones was signed by the Titans as an undrafted free agent on May 14, 2021.
- In 2021, he appeared in 13 games as a rookie and registered five starts. He totaled 29 tackles, 2.5 sacks, four quarterback pressures, four tackles for loss and two passes defended. He also started the team's divisional playoff contest and totaled two tackles and a half sack.
- A native of Foley, Ala., he appeared in 46 games with five starts on the defensive line over four seasons at Michigan State (2017-20) and totaled 78 tackles, 12.5 tackles for loss, three sacks, three passes defended, one forced fumble and one fumble recovery over his career.
- As a senior (2020), Jones saw action in all seven games and made four starts. He recorded 24 tackles, a career-high five stops for loss, one pass defended and one fumble recovery.



### **97 - DE KEVIN STRONG**

**6-4, 295, 4th Year, Texas-San Antonio**

- The Titans initially signed free agent Kevin Strong to the practice squad on Nov. 23, 2021. He was promoted to the 53-man roster on Jan. 8, 2022.
- In 2021, he appeared in five games for the Titans during the regular season after playing one contest with the Detroit Lions. His combined season totals included six tackles. He also played in the Titans' divisional playoff game.
- He played in 15 games with one start for the Lions during the previous three seasons (2019-21) and posted 16 tackles, a sack and a pass defended.
- In 2020, he saw action in six games with one start and totaled 15 tackles as well as his first career sack.
- The Cleveland, Texas, product saw action in 47 career games with 40 starts for the University of Texas-San Antonio and totaled 106 tackles, 26.5 tackles for loss, 7.5 sacks, two forced fumbles and two blocked field goals.



### **93 - DT TEAIR TART**

**6-2, 304, 3rd year, Florida International**

- Teair Tart was signed by the Titans as an undrafted free agent on May 7, 2020.
- In 2021, he appeared in 11 games with 10 starts. His totals included 16 tackles, three quarterback pressures and two tackles for loss, giving him career highs in each category.
- In 2020, he appeared in seven games with one start as a rookie and totaled five tackles, two quarterback pressures, one tackle for loss, one pass defended.
- The Philadelphia, Pa., native appeared in 23 games with 10 starts over two seasons at Florida International, totaling 51 tackles, 19.0 tackles for loss, six sacks, one pass defended, five quarterback pressures and two forced fumbles.
- Tart also played at Ellsworth (Iowa) Community College in 2017 and ASA (N.Y.) College in 2016.
- His first name is pronounced "tee-AIR."



### **95 - DL DeMARCUS WALKER**

**6-4, 280, 6th Year, Florida State**

- DeMarcus Walker was signed by the Titans as a free agent on May 16, 2022.
- Prior to joining the Titans, Walker played in a total of 49 games in five seasons with the Denver Broncos (2017-20) and Houston Texans (2021). His totals during that time included 52 tackles, 12.5 sacks, 23 quarterback hits and two forced fumbles.
- In 2021, he saw action in 13 games with two starts for the Texans and registered a career-high 31 tackles to go along with two sacks, seven quarterback hits, four tackles for loss, one pass defended and one forced fumble.
- In 2020, he played in 13 games during his final season in Denver and established a career high with four starts.
- In four seasons at Florida State (2013-16), he played in 52 games with 40 starts, totaling 182 tackles, 28.5 sacks, 45 tackles for loss, seven passes defended, one interception, eight forced fumbles, two fumble recoveries and two blocked kicks.
- As a senior in 2016, Walker earned ACC Defensive Player of the Year honors and was a consensus All-American, totaling 16 sacks, 21.5 tackles for loss, and 68 stops. His sack total was the second-highest in the nation and third-most recorded by a Seminole in a season.
- The Jacksonville, Fla., native entered the NFL as a second-round selection (51st overall) by the Broncos in the 2017 NFL Draft.







## TITANS INSIDE LINEBACKERS

No.	Name	Ht	Wt	Exp	College
45	Campbell, Chance (IR)	6-2	232	R	Mississippi
53	Cole, Dylan	6-0	237	6	Missouri State
41	Cunningham, Zach	6-3	238	6	Vanderbilt
42	Jones, Joe	6-0	240	6	Northwestern
51	Long Jr., David	5-11	227	4	West Virginia
56	Rice, Monty (PUP)	6-0	233	2	Georgia

### #41 • ILB ZACH CUNNINGHAM

6-3, 238, 6th Year, Vanderbilt  
[Click for complete bio](#)



Inside linebacker **Zach Cunningham** is in his sixth NFL season and his second season with the Titans in 2022. He was claimed off waivers from the Houston Texans on Dec. 9, 2021.

After joining the Titans, Cunningham started the final four games of the 2021 regular season and led the defense over that stretch with 25 tackles. His totals also included three tackles for loss and one stop on special teams. In the team's divisional playoff contest, he led the defense with 10 tackles.

Cunningham joined the Titans after four-plus seasons (2017-21) in Houston, where he appeared in 72 games with 66 starts. During his time with the Texans, he tallied 570 tackles, 26 tackles for loss, 6.5 sacks, five forced fumbles, three fumble recoveries and one interception.

In 2020, he started all 16 games and led the NFL with 163 total tackles while also notching a single-season career high with three sacks. He tallied 14 tackles (nine solo) in Week 16 against Cincinnati. He also joined **J.J. Watt** as the only players in Texans history with at least 10 total tackles, one tackle for loss and one forced fumble in a single game in Week 17 vs. Tennessee.

In 2019, Cunningham started in all 16 regular season games and both postseason contests. He finished the season with 137 total tackles, seven tackles for loss, two sacks, three quarterback hits, two passes defended and two fumble recoveries, while tallying five tackles on special teams. His 137 tackles led the AFC and ranked seventh in the NFL, and he was the only player in the NFL to record over 100 tackles on defense and at least five tackles on special teams.

In 2018, he tied for the Texans team lead with a then-career-high 105 total tackles, five passes defended, one interception returned for a touchdown, three tackles for loss, two forced fumbles and one fumble recovery.

As a rookie in 2017, Cunningham finished second on the team with 82 total tackles to go along with six passes defended, five tackles for loss, two quarterback hits, 1.5 sacks and one forced fumble in 16 games. He tied for second among all NFL rookies in total tackles and fourth in franchise history among Houston rookies. He was the first player in franchise history to record 80 total tackles and eight special teams tackles in a single season.

The Pinson, Ala., native played three seasons (2014-16) at Vanderbilt University after redshirting the 2013 campaign. He finished his Commodores career ranked third in program history with 39.5 tackles for loss and totaled 295 career tackles.

Cunningham was originally selected by the Texans in the second round (57th overall) of the 2017 NFL Draft.

#### 2022 Game Notes:

➤ **Against New York Giants (9/11)**, posted six tackles.

#### Cunningham's Career Regular Season Statistics:

Year	Team	GP	GS	Tackle	Sack	QBP	TFL	Int	PD	FF	FR
2017	Hou	16	13	82	1.5	2	5	0	6	1	0
2018	Hou	14	14	105	0.0	2	3	1	5	2	1
2019	Hou	16	16	137	2.0	3	7	0	2	0	2
2020	Hou	16	16	163	3.0	4	7	0	2	1	0
2021	Hou/Ten	14	11	92	0.0	1	7	0	3	1	0
2022	Ten	1	1	6	0.0	0	0	0	0	0	0
<b>Totals</b>		<b>77</b>	<b>71</b>	<b>585</b>	<b>6.5</b>	<b>12</b>	<b>29</b>	<b>1</b>	<b>18</b>	<b>5</b>	<b>3</b>

#### Cunningham's Career Postseason Statistics:

Year	Team	GP	GS	Tackle	Sack	QBP	TFL	Int	PD	FF	FR
2018	Hou	1	1	7	0.0	1	0	0	1	0	0
2019	Hou	2	2	16	0.0	1	2	0	2	0	0
2021	Ten	1	1	10	0.0	0	1	0	0	0	0
<b>Totals</b>		<b>4</b>	<b>4</b>	<b>33</b>	<b>0.0</b>	<b>2</b>	<b>3</b>	<b>0</b>	<b>3</b>	<b>0</b>	<b>0</b>

#### Cunningham's Regular Season Single-Game Highs:

**Tackles** - 16 (Twice, last vs. Denver 12/8/19)

**Sacks** - 1 (Five times, last at Jacksonville 11/8/20)

**Interceptions** - 1 vs. Cleveland (12/2/18)

**Passes Defended** - 3 vs. Pittsburgh (12/25/17)

**Forced Fumble** - 1 (Five times, last at Tennessee 11/21/21)

**Fumble Recovery** - 1 (Three times, last at Jacksonville 11/3/19)

#### Cunningham's Playoff Single-Game Highs:

**Tackles** - 10 vs. Cincinnati (1/22/22)

**Passes Defended** - 1 (Three times, last at Kansas City 1/12/20)

### TACKLES FROM 2019 TO 2021

Since the beginning of the 2019 season, Titans inside linebacker **Zach Cunningham** ranks among the top five tacklers in the NFL, according to press box tackle statistics.

From 2019 through 2021, most of which was spent with the Houston Texans, Cunningham tallied 392 total stops, trailing only Seattle's **Bobby Wagner** (467) and Chicago's **Roquan Smith** (402).

#### Most total tackles from 2019 to 2022 (press box statistics):

Player	Total Tackles
1. Bobby Wagner	474
2. Roquan Smith	411
3. <b>Zach Cunningham</b>	<b>398</b>
Jordan Hicks	398
5. Fred Warner	386
Joe Schobert	386
7. De'Vondre Campbell	384
8. Budda Baker	376
9. Shaquille Leonard	375
Foye Oluokun	375



## #51 • ILB DAVID LONG JR.

5-11, 227, 4th Year, West Virginia

[Click for complete bio](#)

Linebacker **David Long Jr.** is in his fourth NFL season in 2022. He was selected by the Titans in the sixth round (188th overall) of the 2019 NFL Draft.

In 2021, Long was limited to 10 total games due to injuries but nevertheless set a career high with nine starts. He also established career bests in tackles (75), quarterback pressures (six), tackles for loss (four), interceptions (two) and passes defended (six). His average of 7.5 tackles per game led the team.

In 2020, Long appeared in 14 games with five starts at inside linebacker. He totaled 50 tackles, one quarterback pressure, two tackles for loss, two passes defended and four stops on special teams. He recorded a start in the playoffs and tallied five tackles and one quarterback pressure.

As a rookie in 2019, Long appeared in 14 games during the regular season. He also played in all three playoff contests with one start.

During a three-year career at West Virginia, he played in 34 games with 31 starts and totaled 252 tackles, 14 sacks and 40 career tackles for loss which tied for third place on West Virginia's all-time list. In his final campaign in 2018, tied for the single-season program record with 19 tackles for loss.

As a junior at West Virginia in 2018, he was selected Big 12 Defensive Player of the Year by the coaches and the Associated Press. He also received second-team All-America honors by the Associated Press and first-team All-Big 12 accolades by the Associated Press.

Long is a native of Cincinnati, Ohio.

**2022 Game Notes:**

➤ **Against New York Giants (9/11)**, totaled eight tackles, two quarterback pressures and one tackle for loss.

**Long's Career Regular Season Statistics:**

Year	GP	GS	Tackle	Sack	QBP	TFL	Int	PD	FF	FR
2019	14	0	15	0.0	0	2	0	1	1	0
2020	14	5	50	0.0	1	2	0	2	0	0
2021	10	9	75	0.0	6	4	2	6	0	0
2022	1	1	8	0.0	2	1	0	0	0	0
<b>Totals</b>	<b>39</b>	<b>15</b>	<b>148</b>	<b>0.0</b>	<b>9</b>	<b>9</b>	<b>2</b>	<b>9</b>	<b>1</b>	<b>0</b>

**Long's Career Postseason Statistics:**

Year	GP	GS	Tackle	Sack	QBP	TFL	Int	PD	FF	FR
2019	3	1	16	0.0	0	2	0	0	0	0
2020	1	1	5	0.0	1	0	0	0	0	0
2021	1	1	8	1.0	1	1	0	0	0	0
<b>Totals</b>	<b>5</b>	<b>3</b>	<b>29</b>	<b>1.0</b>	<b>2</b>	<b>3</b>	<b>0</b>	<b>0</b>	<b>0</b>	<b>0</b>

**Long's Regular Season Single-Game Highs:**

**Tackles** - 14 vs. Buffalo (10/18/21)

**Interceptions** - 1 (Twice, last vs. Miami, 1/2/22)

**Forced Fumbles** - 1 vs. Kansas City (11/10/19)

**Long's Playoff Single-Game Highs:**

**Tackles** - 8 (Twice, last vs. Cincinnati, 1/22/22)

**Sacks** - 1 vs. Cincinnati (1/22/22)

**Tackle For Loss** - 2 at Kansas City (1/19/20)

## MORE TITANS INSIDE LINEBACKERS

**45 - LB CHANCE CAMPBELL**

6-2, 232, Rookie, Mississippi

➤ The Titans selected Chance Campbell in the sixth round (219th overall) of the 2022 NFL Draft.

➤ In one season at Mississippi (2021), Campbell started all 13 games and led the team with 109 tackles. He added six sacks, 11 quarterback pressures, 12.5 tackles for loss, two passes defended, three forced fumbles and led the SEC with three fumble recoveries while with the Rebels.

➤ A native of Ellicott City, Md., he transferred to Mississippi following three seasons (2018-20) the University of Maryland, where he amassed 107 tackles, 1.5 sacks, 10 tackles for loss, one interception, four passes defended, one forced fumble and one fumble recovery in 25 games.



➤ As a junior in 2020, he saw action in five games and made four starts for the Terrapins, leading the squad with 43 tackles. He earned All-Big Ten honorable mention.

**2022 Game Notes:**

➤ Placed on injured reserve on Sept. 9.

**53 - LB DYLAN COLE**

6-0, 237, 6th Year, Missouri State

➤ Dylan Cole was signed to the Titans practice squad on Oct. 13, 2021 and promoted to the 53-man roster on Nov. 16.


➤ In 2021, he appeared in nine games and tied for third on the team with a career-high 10 special teams tackles. He added a forced fumble on special teams and also contributed six tackles, one quarterback pressure, one tackle for loss and one pass defense on defense.

➤ Cole played four years with the Houston Texans (2017-20) after originally signing as an undrafted free agent. He played in 37 games for the Texans and totaled 67 tackles, two interceptions, one fumble recovery and 19 special teams stops.

➤ In 2020, Cole saw action in six games and recorded six tackles.

➤ In his rookie season in 2017, he played in 12 games with one start, and tallied career highs in tackles (32), interceptions (two), sacks (one) and tackles for loss (four).

➤ A native of Springfield, Mo., Cole earned All-American honors as a senior at Missouri State after he led all FCS players in total tackles per game (12.9) and was second nationally in solo tackles per game (7.7).

**42 - LB JOE JONES**

6-0, 240, 6th Year, Northwestern

➤ Jones initially joined the Titans practice squad on Sept. 13, 2021 and was promoted to the 53-man roster later in the season.

➤ In 2021, he appeared in nine games in his first season with the Titans and totaled five special teams tackles in addition to posting one tackle and two quarterback pressures in limited snaps on defense.

➤ Prior to joining the Titans, he totaled 49 games of experience over four seasons (2017-20) with the Denver Broncos, recording 26 career special teams stops.

➤ He has also spent time with the Dallas Cowboys (2017), Los Angeles Chargers (2017), Seattle Seahawks (2017) and Tampa Bay Buccaneers (2021).

➤ He originally signed with the Cowboys as a rookie free agent on May 12, 2017.

➤ The Plano, Ill., native tallied 70 tackles, three sacks, two passes defended and one fumble recovery in 27 games at Northwestern (2013-16).

**56 - LB MONTY RICE**

6-0, 233, 2nd Year, Georgia

➤ The Titans selected Monty Rice in the third round (92nd overall) of the 2021 NFL Draft.

➤ In 2021, he appeared in 10 games with four starts before finishing the season on injured reserve. He registered 30 tackles and one pass defended.

➤ The Huntsville, Ala., native played four seasons at Georgia (2017-20) where he appeared in 47 games with 28 starts and tallied 219 tackles, 10.5 tackles for loss, two sacks, 21 quarterback pressures, five passes defended, three forced fumbles and one fumble recovery returned for a touchdown for the Bulldogs.

➤ In 2020, Rice was named a finalist for the Butkus Award, which recognizes the nation's best linebacker, after amassing 49 tackles, four tackles for loss, one sack, one pass defended, two forced fumbles and one fumble recovery returned for a score.

➤ As a junior in 2019, Rice was Georgia's leading tackler with 89 total stops.

➤ In 2018, he played in nine games and made five starts. Finished as Georgia's third-leading tackler with 59 stops. Also posted 1.5 tackles for loss, one sack, two quarterback pressures, one pass defended and one forced fumble.

**2022 Game Notes:**

➤ Placed on reserve/physically unable to perform on Aug. 24.







## TITANS OUTSIDE LINEBACKERS

No.	Name	Ht	Wt	Exp	College
92	Adeniyi, Ola	6-1	248	5	Toledo
48	Dupree, Bud	6-4	269	8	Kentucky
58	Landry III, Harold (IR)	6-2	252	5	Boston College
59	Tuszk, Derrek	6-4	251	3	North Dakota State
99	Weaver, Rashad	6-4	259	2	Pittsburgh

### #48 • OLB BUD DUPREE

6-4, 269, 8th Year, Kentucky

[Click for complete bio](#)



Outside linebacker **Bud Dupree** is in his eighth NFL season and his second campaign with the Titans in 2022. He was signed by the Titans as an unrestricted free agent on March 19, 2021.

Dupree returned from a season-ending injury with the Steelers in 2020 to play in 11 games with six starts for the Titans in 2021. He totaled 17 tackles, three sacks, 15 quarterback pressures, two tackles for loss, one pass defended and one forced fumble. In the team's divisional playoff game, he added two tackles, a sack and two quarterback pressures.

Dupree spent his first six NFL seasons in Pittsburgh after the Steelers chose him with the 22nd overall draft choice in the 2015 NFL Draft. His totals with the Steelers included 231 tackles, 39.5 sacks, 64 quarterback pressures, 53 tackles for loss, one interception, eight forced fumbles and three fumble recoveries in 81 games.

From 2019 to 2020, Dupree totaled 19.5 sacks, ranking eighth in the NFL despite missing five games. His six strip-sacks tied for fourth in the same period. In his final 17 games in Pittsburgh, he registered at least half a sack on 12 occasions.

In 2020, Dupree started the first 11 games but missed the final five contests due to injury. He totaled eight sacks, 15 quarterback hits, 31 tackles, eight tackles for loss, two forced fumbles and two passes defended.

In 2019, Dupree posted a career-best 11.5 sacks, 68 tackles, 16 tackles for loss, 17 quarterback hits, four forced fumbles, two fumble recoveries and three passes defended in a career-high 16 starts. His 16 tackles for loss ranked fourth in the NFL, while his sack total was the ninth-best in the league.

A native of Irwinton, Ga., Dupree played in 47 games with 38 starts at the University of Kentucky (2011-14) and finished with 247 tackles, 23.5 sacks, 38.0 tackles for loss and four forced fumbles. At the time he left school for the NFL, he ranked second in Wildcat history in career sacks.

#### 2022 Game Notes:

➤ **Against New York Giants (9/11)**, recorded a six-yard sack in the first quarter. In the second quarter, he registered his fourth career fumble recovery, gaining control of the ball after it was fumbled by Daniel Jones on a sack by Jeffery Simmons. The takeaway led to a Titans field goal. He added six quarterback pressures to tie for the team lead.



#### Dupree's Career Regular Season Statistics:

Year	Team	GP	GS	Tackle	Sack	QBP	TFL	Int	PD	FF	FR
2015	Pit	16	5	26	4.0	6	4	0	1	0	0
2016	Pit	7	4	24	4.5	6	5	0	1	1	0
2017	Pit	15	15	40	6.0	7	12	0	1	0	1
2018	Pit	16	15	42	5.5	13	8	1	3	1	0
2019	Pit	16	16	68	11.5	17	16	0	3	4	2
2020	Pit	11	11	31	8.0	15	8	0	2	2	0
2021	Ten	11	6	17	3.0	15	2	0	1	1	0
2022	Ten	1	1	1	1.0	6	1	0	0	0	1
<b>NFL Totals</b>		<b>93</b>	<b>73</b>	<b>249</b>	<b>43.5</b>	<b>85</b>	<b>56</b>	<b>1</b>	<b>12</b>	<b>9</b>	<b>4</b>

#### Dupree's Career Postseason Statistics:

Year	Team	GP	GS	Tackle	Sack	QBP	TFL	Int	PD	FF	FR
2015	Pit	2	2	6	0.0	0	2	0	0	0	0
2016	Pit	3	3	15	0.5	3	1	0	1	0	0
2017	Pit	1	1	4	0.0	0	0	0	0	0	0
2021	Ten	1	0	2	1.0	2	1	0	0	0	0
<b>Playoff Totals</b>		<b>7</b>	<b>6</b>	<b>27</b>	<b>1.5</b>	<b>5</b>	<b>4</b>	<b>0</b>	<b>1</b>	<b>0</b>	<b>0</b>

#### Dupree's Regular Season Single-Game Highs:

**Tackles** - 7 vs. Cleveland (1/1/17)

**Sacks** - 2.5 at Buffalo (12/11/16)

**Interceptions** - 1 at Tampa Bay (9/24/18)

**Forced Fumbles** - 1 (Eight times, last at Baltimore, 11/1/20)

**Fumble Recovery** - 1 (Three times, last at Cincinnati, 11/24/19)

**Passes Defensed** - 2 at Cleveland (9/9/18)

#### Dupree's Playoff Single-Game Highs:

**Tackles** - 6 vs. Miami (1/8/17)

**Sacks** - 1 vs. Cincinnati (1/22/22)

**Passes Defensed** - 1 at Kansas City (1/15/17)

### SACKS FROM 2019 TO 2020

In **Bud Dupree's** final two seasons in Pittsburgh, he ranked eighth in the NFL with 19.5 total sacks despite missing the final five games of the 2020 campaign. He posted 11.5 sacks in 2019 and eight sacks in 2020.

Dupree also ranked ninth in the NFL from 2019 to 2020 with 24 tackles for loss.

#### Most sacks in the NFL from 2019 to 2020:

Player	Sacks
1. T.J. Watt	29.5
2. Shaquil Barrett	27.5
3. Aaron Donald	26.0
Za'Darius Smith	26.0
5. Cameron Jordan	23.0
6. Myles Garrett	22.0
7. Chandler Jones	20.0
8. <b>Bud Dupree</b>	<b>19.5</b>
9. Joey Bosa	19.0
Justin Houston	19.0

Out of Dupree's 19.5 sacks from 2019 to 2020, he forced a fumble on six of those plays. His six strip-sacks tied for fourth place in that period.

#### Most strip-sacks in the NFL from 2019 to 2020:

Player	Strip-Sacks
1. Shaquil Barrett	8
2. Yannick Ngakoue	7
Chandler Jones	7
4. <b>Bud Dupree</b>	<b>6</b>
Jason Pierre-Paul	6
Myles Garrett	6
T.J. Watt	6
Khalil Mack	6
9. Aaron Donald	5
Benson Mayowa	5
Haason Reddick	5

## #58 • OLB HAROLD LANDRY III

6-2, 252, 5th Year, Boston College

[Click for complete bio](#)

Outside linebacker **Harold Landry III** is in his fifth NFL season in 2022. He was selected by the Titans in the second round (41st overall) of the 2018 NFL Draft after the Titans traded up 16 spots in the second round (57 to 41) in order to take the former Boston College standout.

Landry was placed on injured reserve on Sept. 2, 2022.

From the start of his rookie season through 2021, Landry's 31 total sacks led the Titans. Other than **Jevon Kearse** (37), Landry produced the highest sack total by a Titans/Oilers player in his first four NFL seasons since individual sacks became an official NFL statistic in 1982.

From 2018 to 2021, Landry joined Pittsburgh's **Cameron Heyward** as the NFL's only players to be credited with at least 250 tackles (press box statistics), 30 sacks and two interceptions.

In 2021, Landry was named to his first Pro Bowl after starting all 17 games. He registered his third consecutive season to start every contest, extending his streaks to 64 consecutive games played and 52 consecutive starts. At the conclusion of 2021, his starting streak was the sixth-longest active streak in the NFL among all defensive players.

Landry's 12 sacks in 2021 led the Titans, ranked 10th in the NFL and established a career high. He became the first Titans player to record double-digit sacks in a season since **Brian Orakpo** (10.5) in 2016 and the first Titans player with 12 sacks in a season since **Jason Babin** (12.5) in 2010. Landry tied for second on the squad with 75 tackles, ranked second with a career-high 49 quarterback pressures, led the team with 14 tackles for loss, and added a forced fumble. He joined **Micah Parsons**, **Aaron Donald** and Heyward as the only NFL players in 2021 to post at least 75 tackles and 10 sacks.

Then, in the team's 2021 divisional playoff contest, he recorded 1.5 sacks. He improved his postseason career total to 4.5 sacks, becoming the organization's first player with at least four career postseason sacks since individual sacks became an official statistic in 1982.

In 2020, Landry recorded 16 starts for the second consecutive season. He led the team with 5.5 sacks, a then-career-high 32 quarterback pressures and a then-career-high 10 tackles for loss. He totaled 69 tackles and added one interception and a career-high five passes defended. In one playoff contest, he led the team with 10 tackles and two sacks.

Landry started all 16 games in 2019 and led the Titans with nine sacks. His 28 quarterback pressures ranked second, and he added 81 tackles, four tackles for loss, one pass defended, one forced fumble and two fumble recoveries. He also started all three postseason games and registered a sack and a team-high eight quarterback pressures.

As a rookie in 2018, he played in 15 games with three starts. His 4.5 sacks tied for third place on the team, and he also tied for second on the

defense with 18 quarterback pressures.

In 46 career games playing defensive end for Boston College, Landry totaled 160 tackles, 26 sacks, 47.5 tackles for loss, seven passes defended, 10 forced fumbles, one fumble recovery and one interception. His 26 career sacks were exceeded in school history by only **Mathias Kiwanuka** (37.5 from 2002-05).

As a senior in 2017, Landry played and started eight games before a season-ending ankle injury ended his year. He finished second on the team with five sacks and totaled 38 tackles, 8.5 tackles for loss and two passes defended.

In 2016, Landry set the school's single-season record with 16.5 sacks, which led the nation. He added seven forced fumbles, which also led the country, while his 22 tackles for loss ranked fifth nationally and ranked second all-time for the Eagles. His numerous honors included Walter Camp second-team All-America, AP second-team All-America and second-team All-ACC by the Atlantic Coast Sports Media Association and the league's head coaches.

He is a native of Spring Lake, N.C.

**2022 Game Notes:**

➤ Placed on injured reserve on Sept. 2.

**Landry's Career Regular Season Statistics:**

Year	GP	GS	Tackle	Sack	QBP	TFL	Int	PD	FF	FR
2018	15	3	46	4.5	18	2	0	2	1	0
2019	16	16	81	9.0	28	4	1	1	1	2
2020	16	16	69	5.5	29	10	1	5	0	0
2021	17	17	75	12.0	49	14	0	0	1	0
2022	0	0	0	0.0	0	0	0	0	0	0
<b>Totals</b>	<b>64</b>	<b>52</b>	<b>271</b>	<b>31.0</b>	<b>127</b>	<b>30</b>	<b>2</b>	<b>8</b>	<b>3</b>	<b>2</b>

**Landry's Career Postseason Statistics:**

Year	GP	GS	Tackle	Sack	QBP	TFL	Int	PD	FF	FR
2019	3	3	8	1.0	8	1	0	1	0	0
2020	1	1	10	2.0	4	1	0	0	0	0
2021	1	1	6	1.5	5	1	0	0	0	0
<b>Totals</b>	<b>5</b>	<b>5</b>	<b>24</b>	<b>4.5</b>	<b>17</b>	<b>3</b>	<b>0</b>	<b>1</b>	<b>0</b>	<b>0</b>

**Landry's Regular Season Single-Game Highs:**

**Tackles** - 8 (Three times, last vs. Buffalo, 10/18/21)

**Sacks** - 2 (Three times, last vs. Buffalo, 10/18/21)

**Quarterback Pressures** - 9 at N.Y. Giants (12/16/18)

**Interceptions** - 1 (Twice, last vs. Jacksonville, 9/20/20)

**Forced Fumbles** - 1 (Three times, last at Indianapolis, 10/31/21)

**Fumble Recovery** - 1 (Twice, last vs. Tampa Bay, 10/27/19)

**Landry's Playoff Single-Game Highs:**

**Tackles** - 10 vs. Baltimore (1/10/21)

**Sacks** - 2 vs. Baltimore (1/10/21)

**Quarterback Pressures** - 5 vs. Cincinnati (1/22/22)

## 2021 NFL SACK LEADERS

With a career-high 12 sacks in 2021, Titans outside linebacker **Harold Landry III** ranked fifth in the AFC and 10th in the NFL.

In the franchise's "Titans era" (1999–present), his 12 sacks tied for the fourth-highest single-season total and were the most since **Jason Babin** produced 12.5 sacks in 2010.

**Most sacks in 2021:**

Player	Team	Sacks
1. T.J. Watt	Pittsburgh Steelers	22.5
2. Robert Quinn	Chicago Bears	18.5
3. Myles Garrett	Cleveland Browns	16.0
4. Nick Bosa	San Francisco 49ers	15.5
5. Trey Hendrickson	Cincinnati Bengals	14.0
6. Micah Parsons	Dallas Cowboys	13.0
7. Cameron Jordan	New Orleans Saints	12.5
Matt Judon	New England Patriots	12.5
Aaron Donald	Los Angeles Rams	12.5
10. <b>Harold Landry III</b>	<b>Tennessee Titans</b>	<b>12.0</b>





## FRANCHISE SACK LEADERS

At the conclusion of the 2021 season, his fourth NFL season, **Harold Landry III** had 31 career sacks, a total that tied for 12th in franchise history.

In the franchise's "Titans era" (1999–present), his sack total ranks behind only **Jevon Kearse** (52), **Jurrell Casey** (51), **Derrick Morgan** (44.5) and **Kyle Vanden Bosch** (38.5).

## Franchise career sack leaders\*:

Player	Seasons	Sacks
1. Elvin Bethea	1968–1983	105.0
2. Ray Childress	1985–1995	75.5
3. Jesse Baker	1979–1987	66.0
4. William Fuller	1986–1993	59.0
5. Sean Jones	1988–1993	57.5
6. Jevon Kearse	1999–2003, 2008–2009	52.0
7. Jurrell Casey	2011–2019	51.0
8. Robert Brazile	1975–1984	48.0
9. Ted Washington	1973–1982	45.0
10. Derrick Morgan	2010–2018	44.5
11. Kyle Vanden Bosch	2005–2009	38.5
12. <b>Harold Landry III</b>	<b>2018–2021</b>	<b>31.0</b>
Curley Culp	1974–1980	31.0

\* Individual sacks did not become an official NFL statistic until 1982.

## SACKS IN FIRST FOUR SEASONS

From the start of his rookie season in 2018 through 2021, **Harold Landry III's** 31 total sacks led the Titans. Other than **Jevon Kearse** (37.0 sacks from 1999 through 2001), Landry produced the highest sack total by a Titans/Oilers player in his first four NFL seasons since individual sacks became an official NFL statistic in 1982.

## Most sacks for the Titans/Oilers in a player's first three NFL seasons, 1982–2020:

Player	Seasons	Sacks
1. Jevon Kearse	1999–2002	37.0
2. <b>Harold Landry III</b>	<b>2018–2021</b>	<b>31.0</b>
3. Ray Childress	1985–1988	23.0
4. Kenny Holmes	1997–2000	22.5
5. Jurrell Casey	2011–2014	21.0
6. Travis LaBoy	2004–2007	19.5
7. Derrick Morgan	2010–2013	16.5
8. Gary Walker	1995–1998	16.0
9. (two tied)		15.5

## CONSECUTIVE GAMES WITH A HALF SACK

When **Harold Landry III** registered a sack against the New Orleans Saints on Nov. 14, he joined **Jevon Kearse** as the only Titans/Oilers players since individual sacks became an official NFL statistic in 1982 to produce at least a half sack in eight consecutive games. Kearse had a half sack or more in each of the final 10 games of his 1999 NFL Defensive Rookie of the Year campaign and in the first two games of his second season.

In 2019, Landry recorded five consecutive games with at least a half sack.

## Most consecutive games with at least a half sack for the Titans/Oilers (1982–present):

Player	Dates	Consecutive Games
1. Jevon Kearse	Oct. 31, 1999–Sept. 10, 2000	12
2. <b>Harold Landry III</b>	<b>Sept. 26, 2021–Nov. 14, 2021</b>	<b>8</b>
3. Sean Jones	Nov. 4, 1990–Dec. 23, 1990	7
Kevin Carter	Dec. 16, 2002–Sept. 28, 2003	7
5. Jevon Kearse	Sept. 28, 2003–Nov. 9, 2003	6
William Fuller	Sept. 8, 1991–Oct. 20, 1991	6
7. <b>Harold Landry III</b>	<b>Oct. 27, 2019–Dec. 1, 2019</b>	<b>5</b>
Brian Orakpo	Sept. 18, 2016–Oct. 16, 2016	5
Sean Jones	Nov. 1, 1992–Nov. 26, 1992	5
Lee Williams	Sept. 13, 1992–Oct. 18, 1992	5

## MORE TITANS OUTSIDE LINEBACKERS

## 92 - OLB OLA ADENIYI

## 6-1, 248, 5th Year, Toledo

➤ Ola Adeniyi (pronounced "OH-la ah-DAY-nee") joined the Titans as a free agent in 2021 after spending his first three seasons with the Pittsburgh Steelers organization.

➤ In 2021, he appeared in 16 games and set career highs with 2.5 sacks, 20 quarterback pressures, two tackles for loss and one pass defended. He contributed 11 tackles on defense and tied for third on the team with a career-high 10 special teams tackles.

➤ Adeniyi appeared in 32 games with one start and tallied 25 tackles and three forced fumbles during his three-year career with the Steelers.

➤ In 2020, Adeniyi appeared in 15 games for the Steelers and tallied career-highs with 16 tackles and eight special teams stops.

➤ During his career at the University of Toledo, he saw action in 34 games with 25 starts from 2015 to 2017. He totaled 118 tackles, 28 tackles for loss, 12.5 sacks, three forced fumbles, a fumble recovery and a pass defended in his collegiate career.

➤ Adeniyi was born in Lagos, Nigeria, and raised in Fort Bend County, Texas.



## 59 - OLB DERREK TUSZKA

## 6-5, 246, 3rd Year, North Dakota State

➤ Derrek Tuszka (last name pronounced "TUSK-uh") was claimed off waivers from the Pittsburgh Steelers on Sept. 2, 2022.

➤ Prior to joining the Titans, Tuszka played in 24 total games with the Denver Broncos (2020) and Pittsburgh Steelers (2021).

➤ In 2021, Tuszka played in 15 games for the Steelers and recorded 18 tackles, two sacks, one forced fumble and two special teams stops.

➤ As a three-year starter at defensive end for North Dakota State, Tuszka earned first team All-America honors and Missouri Valley Conference Defensive Player of the Year honors as a senior and finished his college career with 29.5 sacks.

➤ The Warner, S.D., native was drafted by the Broncos in the seventh round (254th overall) of the 2020 NFL Draft.



## 99 - OLB RASHAD WEAVER

## 6-4, 259, 2nd Year, Pittsburgh

➤ Rashad Weaver was selected by the Titans in the fourth round (135th overall) of the 2021 NFL Draft.

➤ As a rookie in 2021, Weaver totaled two tackles in two games before being placed on injured reserve on Sept. 28.

➤ In four seasons at the University of Pittsburgh (2017–20), Weaver appeared in 35 games with 28 starts. He tallied 110 tackles, 34.5 tackles for loss, 17.0 sacks, nine passes defended, 28 quarterback pressures, five forced fumbles and four fumble recoveries.

➤ As a senior in 2020, he started nine games and totaled 35 tackles, 14.5 tackles for loss, 7.5 sacks, 12 quarterback pressures, two passes defended, three forced fumbles and one fumble recovery. Weaver was also Awarded first team All-ACC honors and was a semifinalist for the Bednarik Award.

➤ He is a native of Fort Lauderdale, Fla.

## 2022 Game Notes:

➤ **Against New York Giants (9/11)**, totaled four tackles, three quarterback pressures and his first two career sacks. In the first quarter, he recorded his first career sack, dropping Daniel Jones for a five-yard loss. In the third quarter, he notched a two-yard sack on third down to end a Giants drive.





# TITANS CORNERBACKS

No.	Name	Ht	Wt	Exp	College
32	Amadi, Ugo	5-9	201	4	Oregon
30	Avery, Tre	5-11	181	R	Rutgers
3	Farley, Caleb	6-2	197	2	Virginia Tech
26	Fulton, Kristian	5-11	197	3	Louisiana State
21	McCreary, Roger	5-11	190	R	Auburn
24	Molden, Elijah (IR)	5-10	192	2	Washington

## #3 • CB CALEB FARLEY

6-2, 197, 2nd Year, Virginia Tech  
[Click for complete bio](#)

Cornerback **Caleb Farley** is in his second NFL season in 2022. He was selected by the Titans in the first round (22nd overall) of the 2021 NFL Draft.

Farley appeared in three games with one start during his rookie season. He finished with four tackles and one pass defended before his season came to a premature end due to a knee injury. He spent the remainder of the season on injured reserve.

Farley played two seasons at Virginia Tech, appearing in 24 games with 23 starts. His career totals included six interceptions, 25 passes defended, 56 tackles, one sack, two quarterback hits and seven kickoff returns for 152 yards (21.7 avg.).

Farley redshirted as a wide receiver in 2017 and then began playing cornerback for the first time in his redshirt freshman campaign in 2018. He continued playing for the Hokies in 2019 and then opted out of the 2020 campaign due to COVID-19 concerns.

In 2019, he started all 11 games in which he appeared and was named first team All-ACC after leading the conference with 16 passes defended. His four interceptions tied for second place in the conference. He also totaled 20 tackles and a quarterback hit.

In 2018, he earned honorable mention for the Mayo Clinic Comeback Player of the Year Award after registering 36 tackles, one tackle for loss, one sack, two interceptions and nine passes defended. He also added seven kickoff returns for 152 total yards (21.7 avg.).

Farley is a native of Maiden, N.C.



## Farley's Career Regular Season Statistics:

Year	GP	GS	Tackle	Sack	QBP	TFL	Int	PD	FF	FR
2021	3	1	4	0.0	0	0	0	1	0	0
2022	1	0	1	0.0	0	0	0	0	0	0
<b>Totals</b>	<b>4</b>	<b>1</b>	<b>5</b>	<b>0.0</b>	<b>0</b>	<b>0</b>	<b>0</b>	<b>1</b>	<b>0</b>	<b>0</b>

## Farley's Regular Season Single-Game Highs:

**Tackles** - 2 (Twice, last vs. Buffalo, 10/18/21)

**Passes Defended** - 1 at Jacksonville (10/10/21)

## #26 • CB KRISTIAN FULTON

5-11, 197, 3rd Year, Louisiana State

[Click for complete bio](#)



Cornerback **Kristian Fulton** is in his third NFL season in 2022. He was selected by the Titans in the second round (61st overall) of the 2020 NFL Draft.

In 2021, Fulton became a mainstay in the Titans lineup, starting all 13 games in which he played. He contributed two interceptions and tied for 11th in the NFL with a team-high 14 passes defended. Among all players in their first two NFL seasons, his 14 passes defended in 2021 tied for the league's fourth-highest total. He also contributed 40 tackles during the regular season and added six stops in the team's divisional playoff contest.

In 2020, Fulton appeared in six games with two starts as a rookie. He totaled 16 tackles, one interception, one pass defended, one sack, one quarterback pressure and one tackle for loss. He also played in one postseason contest.

Prior to entering the NFL, the New Orleans, La., native was a two-year starter at Louisiana State. He appeared in 28 games with 25 starts and finished his career with 65 tackles, 25 passes defended and two interceptions.

As a senior in 2019, he started all 15 games and posted 38 tackles, one tackle for loss, 15 passes defended and one interception. He was recognized with second-team All-SEC honors from the Associated Press. In his final collegiate game, Fulton helped LSU secure a National Championship victory over Clemson with a career-high six tackles and one pass defended.

## 2022 Game Notes:

➤ **Against New York Giants (9/11)**, set a career high and tied for third on the team with six total tackles. He was also credited with his first career forced fumble in the fourth quarter when he knocked the ball out of Saquon Barkley's hands, but the ball went out of bounds.

## Fulton's Career Regular Season Statistics:

Year	GP	GS	Tackle	Sack	QBP	TFL	Int	PD	FF	FR
2020	6	2	16	1.0	1	1	1	1	0	0
2021	13	13	40	0.0	0	0	2	14	0	0
2022	1	1	6	0.0	0	0	0	0	1	0
<b>Totals</b>	<b>20</b>	<b>16</b>	<b>62</b>	<b>1.0</b>	<b>1</b>	<b>1</b>	<b>3</b>	<b>15</b>	<b>1</b>	<b>0</b>

## Fulton's Career Postseason Statistics:

Year	GP	GS	Tackle	Sack	QBP	TFL	Int	PD	FF	FR
2020	1	0	0	0.0	0	0	0	0	0	0
2021	1	1	6	0.0	0	0	0	0	0	0
<b>Totals</b>	<b>2</b>	<b>1</b>	<b>6</b>	<b>0.0</b>	<b>0</b>	<b>0</b>	<b>0</b>	<b>0</b>	<b>0</b>	<b>0</b>

## Fulton's Regular Season Single-Game Highs:

**Tackles** - 6 vs. New York Giants (9/11/22)

**Sacks** - 1 at Minnesota (9/27/20)

**Interceptions** - 1 (Three times, last vs. Jacksonville, 12/12/21)

## Fulton's Playoff Single-Game Highs:

**Tackles** - 6 vs. Cincinnati (1/22/22)







## MOST PASSES DEFENSED IN 2021

In his second NFL season, cornerback **Kristian Fulton** tied for 11th place in the NFL and led the Titans defense with 14 passes defended. Among all players in their first two NFL seasons in 2021, he tied for the fourth-highest total behind only **Trevon Diggs** (21), **A.J. Terrell** (16) and **Bryce Hall** (16).

### Most passes defended in 2021:

Player	Team	Passes Defended
1. J.C. Jackson	New England Patriots	23
2. Trevon Diggs *	Dallas Cowboys	21
3. Marshon Lattimore	New Orleans Saints	19
4. James Bradberry	New York Giants	17
Anthony Brown	Dallas Cowboys	17
6. Jalen Ramsey	Los Angeles Rams	16
Kendall Fuller	Washington Football Team	16
A.J. Terrell *	Atlanta Falcons	16
Bryce Hall *	New York Jets	16
Xavien Howard	Miami Dolphins	16
11. <b>Kristian Fulton *</b>	<b>Tennessee Titans</b>	<b>14</b>
Chidobe Awuzie	Cincinnati Bengals	14
Pat Surtain II *	Denver Broncos	14
Eric Stokes *	Green Bay Packers	14

\* Rookie, first-year or second-year player in 2021

## #21 • CB ROGER McCREARY

**5-11, 190, Rookie, Auburn**

[Click for complete bio](#)

Cornerback **Roger McCreary** was selected by the Titans in the second round (35th overall) of the 2022 NFL Draft.

During four seasons at Auburn (2018-21), McCreary appeared in 43 games with 23 starts and posted 135 tackles, five interceptions, 35 passes defended, 10 stops for loss, a forced fumble and two fumble recoveries.

As a senior in 2021, McCreary started 12 games at cornerback for the Tigers and collected a career-best 49 tackles, an interception, a sack, two stops for loss and a team-best 16 passes defended. He was a first-team All-America selection by The Athletic, Associated Press, ESPN and Reese's Senior Bowl.

As a junior in 2020, he established career highs with three interceptions and seven tackles for loss.

McCreary is a native of Mobile, Ala.

### 2022 Game Notes:

➤ **Against New York Giants (9/11)**, recorded a start in his NFL debut and posted two tackles. He and right tackle Nicholas Petit-Frere became the 20th and 21st rookies for the Titans since 1999 to start a season opener.



Since head coach Mike Vrabel arrived in 2018, McCreary and Petit-Frere became the third and fourth rookies to start in Week 1, joining wide receiver A.J. Brown (2019) and defensive back Chris Jackson (2020).

### McCreary's 2022/Career Regular Season Statistics:

Year	GP	GS	Tackle	Sack	QBP	TFL	Int	PD	FF	FR
2022	1	1	2	0.0	0	0	0	0	0	0

### McCreary's College Statistics (Auburn):

Year	GP	GS	Tackle	Sack	TFL	Int	PD	FF	FR
2018	7	0	5	0.0	0	0	1	0	0
2019	13	1	36	0.0	1	1	12	0	1
2020	10	10	45	0.0	7	3	6	1	0
2021	12	12	49	1.0	2	2	16	0	1
<b>Totals</b>	<b>42</b>	<b>23</b>	<b>135</b>	<b>1.0</b>	<b>10</b>	<b>6</b>	<b>35</b>	<b>1</b>	<b>2</b>

### McCreary's Regular Season Single-Game Highs:

**Tackles** - 2 vs. New York Giants (9/11/22)

## #24 • CB ELIJAH MOLDEN

**5-10, 192, 2nd Year, Washington**

[Click for complete bio](#)

Cornerback **Elijah Molden** is in his second NFL season in 2022. He was selected by the Titans in the third round (100th overall) of the 2021 NFL Draft.

As a rookie in 2021, Molden appeared in 16 games with seven starts. He ranked fifth on the team and first among Titans rookies with 60 tackles and registered one interception for a touchdown. He was one of six rookie defensive backs with at least 60 tackles and one interception. Additionally, he contributed six quarterback pressures, three tackles for loss, four passes defended, one forced fumble, one fumble recovery and two stops on special teams. In the team's divisional playoff contest, he started and registered two tackles.

Prior to arriving in Tennessee, Molden totaled 153 tackles, five interceptions, 25 passes defended, four forced fumbles and two fumble recoveries in 44 games at the University of Washington. He earned first team All-Pac-12 honors on defense as a junior and senior and was named second team All-Pac-12 as an all-purpose/special teams player as a sophomore.

In 2020, Washington's football season was limited to four games due to the COVID-19 pandemic. Molden started all four contests and finished third on the squad with 26 tackles to go with one interception and two passes defended.

In 2019, Molden set career highs with a team-high 79 tackles, four interceptions and three forced fumbles with the Huskies.

He is a native of West Linn, Oregon.



### 2022 Game Notes:

➤ Placed on injured reserve on Sept. 9, 2022.

### Molden's Career Regular Season Statistics:

Year	GP	GS	Tackle	Sack	QBP	TFL	Int	PD	FF	FR
2021	16	7	60	0.0	6	3	1	4	1	1
2022	0	0	0	0.0	0	0	0	0	0	0
<b>Totals</b>	<b>16</b>	<b>7</b>	<b>60</b>	<b>0.0</b>	<b>6</b>	<b>3</b>	<b>1</b>	<b>4</b>	<b>1</b>	<b>1</b>

### Molden's Career Postseason Statistics:

Year	GP	GS	Tackle	Sack	QBP	TFL	Int	PD	FF	FR
2021	1	1	2	0.0	0	0	0	0	0	0
<b>Totals</b>	<b>1</b>	<b>1</b>	<b>2</b>	<b>0.0</b>	<b>0</b>	<b>0</b>	<b>0</b>	<b>0</b>	<b>0</b>	<b>0</b>

### Molden's Regular Season Single-Game Highs:

**Tackles** - 8 (Three times, last at L.A. Rams, 11/7/21)

**Interceptions** - 1 at Indianapolis (10/31/21)

**Passes Defended** - 2 at Indianapolis (10/31/21)

**Forced Fumbles** - 1 at Jacksonville (10/10/21)

**Fumble Recoveries** - 1 vs. Miami (1/2/22)

### Molden's Playoff Single-Game Highs:

**Tackles** - 2 vs. Cincinnati (1/22/22)

## MORE TITANS CORNERBACKS

### 32 - DB UGO AMADI

5-9, 201, 4th Year, Oregon

➤ The Titans acquired Ugo Amadi (pronounced "OO-go uh-MOD-ee") in a trade with the Philadelphia Eagles on Aug. 24, 2022. The Titans received Amadi and a 2024 seventh-round draft pick in exchange for a 2024 sixth-rounder.

➤ Prior to joining the Titans, Amadi played three seasons with the Seattle Seahawks (2019-21) before being traded to Philadelphia on Aug. 15, 2022.


➤ After the Seahawks drafted him in the fourth round (132nd overall) of the 2019 NFL Draft, Amadi totaled 12 starts, 125 tackles, one interception, two forced fumbles, one fumble recovery and 18 special teams stops in 47 career games.

➤ In 2021, he appeared in all 17 games for the Seahawks with a career-high seven starts and totaled 51 tackles, an interception, six passes defended and a forced fumble.

➤ At the University of Oregon, he played in 51 games and tallied nine interceptions, two defensive touchdowns and 165 tackles. As a senior in 2018, he became the first FBS player since 2015 (Minkah Fitzpatrick) to return two interceptions for touchdowns and a punt return for a touchdown in the same season.

➤ Amadi was the 2018 recipient of the Lombardi Award, given to an FBS player for "performance and leadership honed by character and resiliency."

➤ Raised in Nashville, Amadi attended Overton High School.



### 30 - CB TRE AVERY

5-11, 181, Rookie, Rutgers

➤ Tre Avery was signed by the Titans as a rookie free agent on May 13, 2022.

➤ In four seasons at Rutgers (2018-21), Avery appeared in 35 games with 22 starts. He totaled 92 career tackles, 4.5 tackles for loss, one sack, four interceptions, 17 passes defended and one forced fumble. He added eight kick returns for 169 yards.

➤ As a senior in 2021, he appeared in 12 games with nine starts and tallied a career-high-tying 37 tackles to go along with 1.5 tackles for loss, one interception and six passes defended.

➤ As a junior in 2020, he started all nine games and recorded career-bests with 37 tackles, two tackles for loss and a team-high-tying eight passes defended. He also had an interception and was named third-team All-Big Ten by the league's coaches and media.

➤ Transferred to Rutgers in 2017 from Toledo, where he did not appear in a game.

➤ He is a native of Baltimore, Md.

#### 2022 Game Notes:

➤ **Against New York Giants (9/11)**, led the team with three total special teams tackles in his NFL debut.



## TITANS SAFETIES

No.	Name	Ht	Wt	Exp	College
31	Byard, Kevin	5-11	212	7	Middle Tennessee State
37	Hooker, Amani	5-11	210	4	Iowa
20	Johnson Jr., Lonnie	6-2	213	4	Kentucky
28	Kalu, Joshua	6-0	203	4	Nebraska
33	Moore Jr., A.J.	5-11	200	5	Mississippi

### #31 • S KEVIN BYARD

5-11, 212, 7th Year, Middle Tennessee State

[Click for complete bio](#)



Safety **Kevin Byard** is in his seventh NFL season in 2022. He was selected by the Titans in the third round (64th overall) of the 2016 NFL Draft.

Byard is one of the team's most accomplished defenders and is among the NFL's most successful safeties in recent years. He finished the 2021 campaign as a three-time team captain, two-time Pro Bowl selection and a two-time Associated Press first-team All-Pro. Since entering the league, he has been a part of six consecutive winning seasons and four playoff berths.

Byard did not miss a game from 2016 through 2021, totaling 97 games in the regular season and seven postseason games. At the conclusion of 2021, his 88 consecutive starts in the regular season was the leading current streak among all Titans players, ranked first in the NFL among current defenders, and was the sixth-longest active streak among all players.

Over a five-year period from 2017 through 2021, Byard led all safeties with 23 interceptions. The only players with more interceptions in that time were cornerbacks **Xavien Howard** (27) and **J.C. Jackson** (25). His interception total was 11th on the franchise's all-time list and sixth among all Titans/Oilers safeties.

In 2021, Byard was announced as a starter to his second career Pro Bowl and earned first-team Associated Press All-Pro honors for the second time in his career. He joined **Bruce Matthews** (1999–2000) and **Albert Haynesworth** (2007–2008) as the franchise's only players in its "Titans era" (since 1999) to earn multiple first-team AP All-Pro honors.

Byard led the Titans in 2021 with five interceptions and 88 tackles, becoming the franchise's first player to lead the team in tackles and interceptions in the same season since the team began tracking individual tackle statistics in 1974. It was his second consecutive season to lead the club in tackles and the fourth time in his career he was the interceptions leader. Additionally, his 13 passes defended ranked second on the team and made up the highest total among NFL safeties. He also was credited with one sack, two quarterback pressures, one tackle for loss, two forced





fumbles, one fumble recovery and his first two career touchdowns—one on a fumble return and one on an interception return. He was the first Titans player with two defensive touchdowns in the same season since linebacker **Zach Brown** in 2012.

In 2020, Byard was a defensive team captain for the second consecutive season and the team's Walter Payton NFL Man of the Year nominee. His 111 tackles led the team and established a career high. Additionally, he registered one interception, seven passes defended, two quarterback pressures, one tackle for loss and one forced fumble. In one playoff game he produced five tackles, one pass defended and a quarterback pressure.

From 2017 through 2019, no NFL player had more interceptions than Byard, who had 17. His 2019 totals included a team-leading five interceptions, 10 passes defended, 91 tackles, one quarterback pressure and two tackles for loss. In three postseason games, he added 20 tackles and one interception.

In 2018, Byard finished with a team-leading four interceptions, 10 passes defended, 96 tackles and two sacks. He also completed a touchdown pass on a memorable fake punt to help defeat the Houston Texans (Sept. 16).

Byard experienced a breakthrough second-year season in 2017. He was named to the Pro Bowl and earned first-team Associated Press All-Pro honors after tying Detroit's **Darius Slay** for the NFL lead with eight interceptions. He added a pair of fumble recoveries to pace the league with 10 total takeaways.

As a rookie in 2016, Byard played in every game, starting the final seven contests at free safety. His 63 tackles were the most by a Titans rookie safety since **Tank Williams'** 69 tackles in 2002. He also ranked second on the squad with 10 special teams tackles.

During a four-year career at Middle Tennessee State University, he appeared in 49 games and notched 46 starts at safety while becoming one of the most prolific defenders in school history. He set school records with 19 career interceptions, 377 interception return yards and four interception returns for touchdowns, and he finished sixth in MTSU history with 312 career tackles. In total, he had a hand in 25 turnovers (19 interceptions, five forced fumbles and one fumble recovery) during his career and added 17 career passes defended and five tackles for loss. He was twice named first-team All-Conference USA.

As a senior in 2015, Byard appeared in 12 games with nine starts as a permanent team captain and was named first-team All-Conference USA for the second consecutive year. He ranked fourth on the team with 66 tackles and led the squad with four interceptions and six additional pass breakups.

The Lithonia, Ga., native set a career high in college with six interceptions as a junior and forced to fumbles the same season.

#### 2022 Game Notes:

➤ **Against New York Giants (9/11)**, led the team with 12 tackles.

#### Byard's Career Regular Season Statistics:

Year	GP	GS	Tackle	Sack	QBP	TFL	Int	PD	FF	FR
2016	16	7	63	1.0	3	5	0	4	0	0
2017	16	16	87	0.0	3	4	8	18	0	2
2018	16	16	96	2.0	4	0	4	10	0	0
2019	16	16	91	0.0	1	2	5	10	0	0
2020	16	16	111	0.0	2	1	1	7	1	0
2021	17	17	88	1.0	2	1	5	13	2	1
2022	1	1	12	0.0	0	0	0	0	0	0
<b>Totals</b>	<b>98</b>	<b>89</b>	<b>548</b>	<b>4.0</b>	<b>15</b>	<b>13</b>	<b>23</b>	<b>62</b>	<b>3</b>	<b>3</b>

#### Byard's Career Postseason Statistics:

Year	GP	GS	Tackle	Sack	QBP	TFL	Int	PD	FF	FR
2017	2	2	16	0.0	0	0	0	0	0	0
2019	3	3	20	0.0	0	0	1	1	0	0
2020	1	1	5	0.0	1	0	0	1	0	0
2021	1	1	3	0.0	0	0	0	0	0	0
<b>Totals</b>	<b>7</b>	<b>7</b>	<b>44</b>	<b>0.0</b>	<b>1</b>	<b>0</b>	<b>1</b>	<b>2</b>	<b>0</b>	<b>0</b>

#### Byard's Regular Season Single-Game Highs:

**Tackles** - 16 vs. Washington (12/22/18)

**Sacks** - 1 (Four times, last at New England, 11/28/21)

**Tackles For Loss** - 2 (Twice, last at Miami, 10/8/17)

**Interceptions** - 3 at Cleveland (10/22/17)

**Passes Defended** - 3 (Twice, last vs. Baltimore, 11/5/17)

**Forced Fumbles** - 1 (Twice, last vs. Kansas City, 10/24/21)

**Fumble Recoveries** - 1 (Three times, last at Jacksonville, 10/10/21)

#### Byard's Playoff Single-Game Highs:

**Tackles** - 11 at Baltimore (1/11/20)

**Interceptions** - 1 at Baltimore (1/11/20)

## MOST INTERCEPTIONS FROM 2017-2022

Since the beginning of the 2017 campaign, Titans safety **Kevin Byard** leads all safeties and ranks third in the NFL with 23 interceptions.

#### Most interceptions from 2017-2022:

Player	Interceptions
1. Xavien Howard	27
2. J.C. Jackson	25
3. <b>Kevin Byard</b>	<b>23</b>
4. Jordan Poyer	19
Quandre Diggs	19
Justin Simmons	19
7. Harrison Smith	18
8. Tyrann Mathieu	17
Marcus Peters	17
Darius Slay	17

## 2021 NFL INTERCEPTION LEADERS

Titans safety **Kevin Byard** led the Titans and tied for fourth place in the NFL in 2021 with five interceptions. Only Cowboys cornerback **Trevon Diggs**, Patriots cornerback **J.C. Jackson** and Lions cornerback **Amani Oruwariye** had more.

#### Most interceptions in 2021:

Player	Team	Interceptions
1. Trevon Diggs	Dallas Cowboys	11
2. J.C. Jackson	New England Patriots	8
3. Amani Oruwariye	Detroit Lions	6
4. <b>Kevin Byard</b>	<b>Tennessee Titans</b>	<b>5</b>
Micah Hyde	Buffalo Bills	5
Jordan Poyer	Buffalo Bills	5
Quandre Diggs	Seattle Seahawks	5
Justin Simmons	Denver Broncos	5
Xavier McKinney	New York Giants	5
Rasul Douglas	Green Bay Packers	5
Xavien Howard	Miami Dolphins	5

## 2021 TITANS TACKLE LEADERS

In addition to leading the Titans with five interceptions in 2021, safety **Kevin Byard** also led the defense with 88 total tackles. It was the second consecutive season in which Byard led the Titans in tackles after totaling 111 stops in 2020.

#### Titans tackle leaders in 2021:

Player	Position	Total	Solo	Assist
1. <b>Kevin Byard</b>	<b>S</b>	<b>88</b>	<b>57</b>	<b>31</b>
2. Harold Landry III	OLB	75	51	24
David Long Jr.	ILB	75	46	29
4. Amani Hooker	S	62	38	24
5. Elijah Molden	CB	60	42	18
6. Rashaan Evans	ILB	57	35	22
7. Jayon Brown	ILB	55	35	20
8. Jackrabbit Jenkins	CB	54	38	16
Jeffery Simmons	DT	54	42	12
10. Kristian Fulton	CB	40	30	10



## INTERCEPTIONS IN FIRST SIX SEASONS

Titans safety **Kevin Byard** totaled 23 interceptions from the time he entered the NFL in 2016 as a third-round draft pick through 2021. Since the 1970 NFL-AFL merger, his total tied for first among all franchise players in their first six seasons.

**Most interceptions in a Titans/Oilers player's first six seasons, 1970–2021:**

Player (Position)	First Four Seasons	Interceptions
1. <b>Kevin Byard (S)</b>	<b>2016–2021</b>	<b>23</b>
Mike Reinfeldt (S)	1976–1981	23
Cris Dishman (CB)	1988–1993	23
4. Samari Rolle (CB)	1998–2003	22
5. Michael Griffin (S)	2007–2012	21

Among all active NFL players in 2021, only four had more interceptions than Byard in their first six NFL seasons. No other safety had more than Byard's 23 interceptions in the first six seasons of his career.

**Active NFL players with the most interceptions their first six NFL seasons (through 2021):**

Player (Position)	First Six Seasons	Interceptions
1. Marcus Peters (CB)	2015–2020	31
2. Richard Sherman (CB)	2011–2016	30
3. Xavien Howard (CB)	2016–2021	27
4. J.C. Jackson (CB)	2018–2021	25
5. <b>Kevin Byard (S)</b>	<b>2016–2021</b>	<b>23</b>

## 2019 NFL INTERCEPTION LEADERS

Titans safety **Kevin Byard** tied for fourth place in the NFL with five interceptions in 2019.

**Most interceptions in 2019:**

Player	Interceptions
1. Stephon Gilmore	6
Anthony Harris	6
Tre'Davious White	6
4. <b>Kevin Byard</b>	<b>5</b>
J.C. Jackson	5
Devin McCourty	5
Janoris Jenkins	5
Marcus Peters	5
Minkah Fitzpatrick	5
Darius Leonard	5
Kevin King	5
Joe Haden	5

## SEASON INTERCEPTIONS, TEAM HISTORY

**Kevin Byard** recorded a team-high eight interceptions in 2017. His total tied for seventh in franchise history and was the highest by any franchise player since Oilers cornerback **Rishard Johnson** picked off eight passes in 1990.

**Most interceptions in a season, franchise history:**

Player	Season	Position	Interceptions
1. Mike Reinfeldt	1979	S	12
Fred Glick	1963	S	12
3. Miller Farr	1967	CB	10
4. Ken Houston	1971	S	9
W.K. Hicks	1965	CB	9
Jim Norton	1961	S	9
7. <b>Kevin Byard</b>	<b>2017</b>	<b>S</b>	<b>8</b>
Richard Johnson	1990	CB	8
Pete Jaquess	1964	CB	8
Jim Norton	1962	S	8
Tony Banfield	1961	CB	8

## CONSECUTIVE STARTS, ACTIVE DEFENDERS

Titans safety **Kevin Byard** has never missed a game in his NFL career and has started every game since the 10th game of his rookie season in 2016.

Among all current safeties, Byard's active consecutive starting streak ranks first in the NFL.

**Longest current starting streak among active NFL safeties (through 2021):**

Player	Current Team	Active Consecutive Starting Streak
1. <b>Kevin Byard</b>	<b>Tennessee Titans</b>	<b>88</b>
2. Adrian Amos	Green Bay Packers	67
3. Justin Simmons	Denver Broncos	65
4. Duron Harmon	Atlanta Falcons	39
5. Quandre Diggs	Seattle Seahawks	33

Byard not only has the longest starting streak among safeties, he now holds the longest starting streak among all NFL defensive players.

The only offensive players in the NFL with a longer active starting streak at the conclusion of 2021 were offensive linemen **Jake Matthews** (127), **Charles Leno** (110), **Alejandro Villanueva** (107) and **Jason Kelce** (122) and quarterback **Tom Brady** (93).

**Longest current starting streak among active NFL defensive players (through 2021):**

Player (Position)	Current Team	Active Consecutive Starting Streak
1. <b>Kevin Byard (S)</b>	<b>Tennessee Titans</b>	<b>88</b>
2. Adrian Amos (S)	Green Bay Packers	67
3. Leonard Floyd (LB)	Los Angeles Rams	65
Justin Simmons (S)	Denver Broncos	65
DaQuan Jones (DT)	Carolina Panthers	65

## FRANCHISE INTERCEPTION LEADERS

Titans safety **Kevin Byard** is tied with **Willie Alexander** and **Samari Rolle** for 11th place on the franchise's all-time interceptions list. He is in sixth place among all Titans/Oilers safeties.

**Most career interceptions in franchise history:**

Player (Position)	Years	Int	Yds	Avg	Lg	TD
1. Jim Norton (S)	1960–68	45	592	13.2	56	1
2. Cris Dishman (CB)	1988–96	31	348	11.2	43	1
3. Fred Glick (S)	1961–66	30	390	13.0	45	1
4. Tony Banfield (CB)	1960–65	27	224	8.3	58	0
W.K. Hicks (CB)	1964–69	27	457	16.9	62	0
Darryll Lewis (CB)	1991–98	27	540	20.0	98t	5
7. Mike Reinfeldt (S)	1976–83	26	375	14.4	39	0
8. Michael Griffin (S)	2007–15	25	328	13.1	83t	1
Ken Houston (S)	1967–72	25	650	26.0	78	9
10. Zeke Moore (CB)	1967–77	24	444	18.5	74	2
11. <b>Kevin Byard (S)</b>	<b>2016–21</b>	<b>23</b>	<b>276</b>	<b>12.0</b>	<b>33</b>	<b>1</b>
Willie Alexander (CB)	1971–79	23	379	16.5	95t	1
Samari Rolle (CB)	1998–04	23	349	15.2	81t	1
14. Marcus Robertson (S)	1991–00	22	428	19.5	69	0
15. Gregg Bingham (LB)	1973–84	21	279	13.3	54	0



## 2017 NFL LEADERS

Titans safety **Kevin Byard** tied for the NFL lead with eight interceptions in 2017, his second NFL season. He shared the top of the leaderboard with Detroit Lions cornerback **Darius Slay**.

Most interceptions in 2017:

Player	Team	Position	Interceptions
1. <b>Kevin Byard</b>	Tennessee	S	8
Darius Slay	Detroit	CB	8
3. Eric Weddle	Baltimore	S	6
A.J. Bouye	Jacksonville	CB	6
5. (five tied)			5

Additionally, Byard recorded two fumble recoveries on defense. His 10 total defensive takeaways were the most in the NFL.

Slay ranked second with nine takeaways, while Kansas City cornerback **Marcus Peters** tied Baltimore safety **Eric Weddle** for third place with seven takeaways.

Most total defensive takeaways in 2017:

Player	Team	Interceptions	Def. Fumble Recoveries	Total Takeaways
1. <b>Kevin Byard</b>	Ten	8	2	10
2. Darius Slay	Det	8	1	9
3. Marcus Peters	KC	5	2	7
Eric Weddle	Bal	6	1	7
5. (four tied)				6

## INTERCEPTIONS IN A GAME, TEAM HISTORY

With three interceptions at Cleveland on Oct. 22, 2017, safety **Kevin Byard** tied a franchise record and became the ninth player in franchise history to record three interceptions in a regular season game.

Byard became the first NFL player in 2017 to record three interceptions in a game and the first NFL player to do so since Philadelphia Eagles safety **Kurt Coleman** at Washington on Oct. 16, 2011. He was the first Titans player to record three interceptions in a game since linebacker **Keith Bulluck** accomplished the feat at New Orleans on Monday night, Sept. 24, 2007.

## Most interceptions in a game, franchise history:

Player (Pos)	Date	Opp	Int	Yds	Avg	TD
1. <b>Kevin Byard (S)</b>	10/22/17	Cle	3	60	20.0	0
Keith Bulluck (LB)	9/24/07	NO	3	51	17.0	0
Samari Rolle (CB)	12/26/99	Jac	3	66	22.0	0
Marcus Robertson (S)	11/21/93	Cle	3	69	23.0	0
Willie Alexander (CB)	11/14/71	Oak	3	40	13.3	0
Ken Houston (S)	10/24/71	Pit	3	28	9.3	0
Miller Farr (CB)	10/15/67	NYJ	3	128	42.7	1
W.K. Hicks (CB)	10/31/65	Buf	3	50	16.7	0
Jim Norton (S)	12/2/62	Den	3	22	7.3	0

## PLAYERS WITH INTERCEPTION &amp; TD PASS

In a victory over the Houston Texans on Sept. 16, 2018, **Kevin Byard** completed a 66-yard touchdown pass to defensive back **Dane Cruikshank**.

Byard became the first defensive player in franchise history to record a touchdown pass. Additionally, Byard's touchdown pass was the longest by a defensive player in the Super Bowl era. The previous long was held by Los Angeles Rams defensive back **Ed Meador**, who had an 18-yard touchdown pass at Atlanta on Nov. 19, 1967.

Byard, who tied for the NFL lead in 2017 with eight interceptions, also became only the fifth player in the Super Bowl era to throw at least one touchdown pass and record at least one career interception.

## NFL players in the Super Bowl era with at least one career interception and one career touchdown pass (1966 through 2018):

Player	NFL Seasons	Career Pass TDs	Career Interceptions
<b>Kevin Byard</b>	2016–2018	1	12
Randy Moss	1998–2012	2	1
Tom Myers	1972–1981	1	36
Eddie Meador	1966*–1970	1	26
Paul Krause	1966*–1979	1	63

\* Meador played from 1959–1970; Krause played from 1964–1979

## #37 • S AMANI HOOKER

5-11, 210, 4th Year, Iowa

[Click for complete bio](#)



Safety **Amani Hooker** is in his fourth NFL season in 2022. He was selected by the Titans in the fourth round (116th overall) of the 2019 NFL Draft.

Hooker appeared in 12 games in 2021 with a career-high 12 starts. He totaled a career-best 62 tackles, one tackle for loss, one interception, four passes defended and one forced fumble. He added seven tackles and an interception in the team's divisional playoff contest.

In 2020, Hooker played 16 games with three starts. He tied **Malcolm Butler** for the team lead with four interceptions and ranked fourth on the team with seven special teams tackles. Additionally, he totaled one tackle for loss and eight passes defended.

As a rookie in 2019, Hooker played as a reserve safety in all 16 games and collected 13 tackles while ranking third on the team with eight special teams tackles.

During a three-year career at Iowa, Hooker played in 36 games with 19 starts and totaled 125 tackles, six interceptions, a sack, 3.5 tackles for loss and nine passes defended. He declared for the NFL Draft following his junior campaign.

Hooker is a native of Minneapolis, Minn.

## 2022 Game Notes:

➤ **Against New York Giants (9/11)**, notched an interception in the end zone in the fourth quarter. On a play from Tennessee's eight-yard line, he stepped in front of Daniel Jones' pass to Saquon Barkley to record his sixth career interception. He added four tackles in the contest.

Hooker's Career Regular Season Statistics:

Year	GP	GS	Tackle	Sack	QBP	TFL	Int	PD	FF	FR
2019	16	0	13	0.0	0	0	0	0	0	0
2020	16	3	44	0.0	0	1	4	8	0	0
2021	12	12	62	0.0	0	1	1	4	1	0
2022	1	1	4	0.0	0	0	1	1	0	0
<b>Totals</b>	<b>45</b>	<b>16</b>	<b>123</b>	<b>0.0</b>	<b>0</b>	<b>2</b>	<b>6</b>	<b>13</b>	<b>1</b>	<b>0</b>

Hooker's Career Postseason Statistics:

Year	GP	GS	Tackle	Sack	QBP	TFL	Int	PD	FF	FR
2019	3	0	3	0.0	0	0	0	0	0	0
2020	1	0	0	0.0	0	0	0	0	0	0
2021	1	1	7	0.0	0	0	1	2	0	0
<b>Totals</b>	<b>5</b>	<b>1</b>	<b>10</b>	<b>0.0</b>	<b>0</b>	<b>0</b>	<b>1</b>	<b>2</b>	<b>0</b>	<b>0</b>

## Hooker's Regular Season Single-Game Highs:

**Tackles** - 12 at L.A. Rams (11/7/21)

**Interceptions** - 1 (Six times, last vs. N.Y. Giants, 9/11/22)

**Passes Defended** - 2 (Twice, last at Baltimore, 11/22/20)

## Hooker's Playoff Single-Game Highs:

**Tackles** - 7 vs. Cincinnati (1/22/22)

**Interceptions** - 1 vs. Cincinnati (1/22/22)

**Passes Defended** - 2 vs. Cincinnati (1/22/22)



## MORE TITANS SAFETIES

### 20 - DB LONNIE JOHNSON JR.

6-2, 213, 4th Year, Kentucky

- The Titans claimed Lonnie Johnson Jr. off waivers from the Kansas City Chiefs on Aug. 16, 2022.
- Prior to joining the Titans, Johnson appeared in 44 games with 19 starts for the Houston Texans from 2019 to 2021. He recorded 159 tackles, three interceptions, 13 passes defended and 13 special teams stops before being traded from the Texans to the Chiefs on May 2, 2022.
- In 2021, he played in 14 games for the Texans with seven starts, totaling 51 tackles and three interceptions.
- In a two-year career at the University of Kentucky, Johnson appeared in 26 games and registered one interception and 12 passes defended. Additionally, he played one season at Garden City (Kan.) Community College and one year at San Bernadino Valley Community College.
- The Gary, Ind., native was selected by the Texans in the second round (54th overall) of the 2019 NFL Draft.



### 28 - DB JOSHUA KALU

6-0, 203, 4th Year, Nebraska

- Joshua Kalu re-signed with the Titans as a free agent on July 23, 2022.
- He spent the entire 2021 season on injured reserve with the New York Giants after sustaining an injury during preseason.
- Kalu previously played three seasons with the Titans (2018-20) after signing as an undrafted college free agent in 2018. Over those three seasons, he played in 28 games and totaled 26 tackles, one pass defended, 15 special teams stops and one blocked field goal.
- In Week 10 of 2019 against Kansas City, Kalu secured a victory by coming off the edge and blocking Harrison Butker's potential game-tying 52-yard field goal as time expired.
- In 2018, he made his NFL debut and appeared in five games during his rookie season.
- The Houston, Texas, native played in 48 games with 37 starts at cornerback and safety over four seasons at the University of Nebraska. He totaled 215 tackles, two sacks, 27 passes defended, seven interceptions for 78 yards and a score, three forced fumbles and one fumble recovery. At the conclusion of his career, his 27 passes defended tied for seventh in Cornhusker history, and his 215 career tackles ranked fifth all-time among Nebraska defensive backs and among the top 30 overall tacklers in Cornhusker history.



### 33 - S A.J. MOORE JR.

5-11, 200, 5th Year, Mississippi

- A.J. Moore Jr. was signed by the Titans as an unrestricted free agent on March 21, 2022.
- Prior to arriving in Tennessee, Moore spent his first four NFL seasons (2018-21) with the Houston Texans, amassing 35 tackles, a sack, two stops for loss, two forced fumbles, a fumble recovery and 34 special teams tackles.
- In 2021, he played in 12 games and posted two tackles with a forced fumble on defense to go along with seven special teams tackles. He missed the first three games of the season before being activated from injured reserve designated to return on Oct. 2.
- The Bassfield, Miss., native was originally signed by the New England Patriots as a rookie free agent in 2018. The Texans claimed him off waivers from the Patriots on Sept. 1, 2018.
- Moore played four seasons (2014-17) at Mississippi and appeared in 37 career games over four seasons for the Rebels, recording 132 total tackles, two sacks, five passes defended, three fumble recoveries and two forced fumbles.



## TITANS SPECIALISTS

### PUNTERS

No.	Name	Ht	Wt	Exp	College
4	Stonehouse, Ryan	5-10	193	R	Colorado State

### KICKERS

No.	Name	Ht	Wt	Exp	College
14	Bullock, Randy	5-9	210	11	Texas A&M
11	Shudak, Caleb (PUP)	5-7	177	R	Iowa

### LONG SNAPPERS

No.	Name	Ht	Wt	Exp	College
46	Cox, Morgan	6-4	233	12	Tennessee

## #46 • LS MORGAN COX

6-4, 233, 13th Year, Tennessee

[Click for complete bio](#)



Long snapper **Morgan Cox** is in his 13th NFL season and his second campaign with the Titans in 2022. He was signed by the Titans as an unrestricted free agent on March 19, 2021.

In 2021, Cox handled all of the team's long snapping duties in all 17 regular season games and one postseason game. He helped kicker **Randy Bullock** finish ninth in franchise history with 120 points in a single season, including three game-winning field goals (Sept. 19 at Seattle, Oct. 31 at Indianapolis and Dec. 23 against San Francisco). He also snapped for punter **Brett Kern**, who had the league's third-best ratio of punts inside the 20 to touchbacks (18:1).

In his first 11 seasons, Cox appeared in 165 regular season games for the Baltimore Ravens, serving as the team's primary long snapper after entering the NFL as an undrafted free agent in 2010. He was selected to four Pro Bowls and was a part of five playoff teams in Baltimore, totaling 10 postseason games played.

In 2020, he earned his fourth career Pro Bowl selection. He helped kicker Justin Tucker record his fifth consecutive season with at least 130 points, tying the NFL record of consecutive seasons with 130-plus points. Tucker connected on 26 of 29 field goals (89.7 percent) and was 52 of 53 on extra points (98.1 percent). Cox also snapped on all 51 of Sam Koch's 51 punts, as Koch was the NFL's only punter to place at least 20 punts (22) inside in the 20-yard line and have no more than one touchback.

A native of Collierville, Tenn., Cox played 38 games in three seasons (2007-09) as the primary long snapper at the University of Tennessee.

### Cox's Career Regular Season Statistics:

Year	Team	GP	GS	SpT Tackles
2010	Bal	15	0	1
2011	Bal	16	0	0
2012	Bal	16	0	2
2013	Bal	16	0	2
2014	Bal	7	0	0
2015	Bal	16	0	0
2016	Bal	16	0	2
2017	Bal	16	0	1
2018	Bal	16	0	1
2019	Bal	16	0	0
2020	Bal	15	0	2
2021	Ten	17	0	1
2022	Ten	1	0	0
NFL Totals		183	0	12



Cox's Career Postseason Statistics:

Year	Team	GP	GS	SpT	Tackles
2011	Bal	2	0	0	
2012	Bal	4	0	0	
2018	Bal	1	0	0	
2019	Bal	1	0	0	
2020	Bal	2	0	0	
2021	Ten	1	0	0	
<b>Playoff Totals</b>		<b>11</b>	<b>0</b>	<b>0</b>	

## #14 • K RANDY BULLOCK

5-9, 210, 11th Year, Texas A&amp;M

[Click for complete bio](#)

Kicker **Randy Bullock** is in his 11th NFL season and his second campaign with the Titans in 2022. He was added to the practice squad on Sept. 11, 2021 and promoted to the 53-man roster four days later.

Bullock appeared in 16 games during the 2021 regular season. He made 26 field goals on 31 attempts (83.9 percent) and added 42 extra points on 45 attempts (93.3 percent). His 120 points ranked ninth in franchise history and were the most by a Titans player since **Ryan Succop** scored 136 points in 2017. He totaled a career-high three game-winning field goals: Sept. 19 at Seattle, Oct. 31 at Indianapolis and Dec. 23 against San Francisco. Bullock's 42 extra points tied for seventh in franchise annals. Additionally, he made one field goal and one extra point in the team's divisional playoff contest.

Prior to joining the Titans, Bullock appeared in 107 games over nine seasons with the Houston Texans (2012-15), New York Jets (2015), New York Giants (2016), Pittsburgh Steelers (2016 and Cincinnati Bengals (2016-20). He also had a stint with the Detroit Lions during the 2021 offseason.

Through his first nine seasons, he connected on 168 of 202 field goal attempts (83.2 percent) and 215 of 225 extra points (95.6 percent).

In 2020, he played in 12 games for the Bengals and made 21 of 26 field goal attempts and 24 of 25 extra point attempts.

In 2017, he registered a career-best rate of 90 percent on field goals (18 of 20) and also was 31 of 33 on extra point chances.

In four seasons at Texas A&M (2008-11), he set school records for total points (365), field goals (63) and extra points (176). As a senior in 2011, he was named first-team All-American and won the Lou Groza Award for college football's best placekicker.

## 2022 Game Notes:

➤ **Against N.Y. Giants (9/11)**, made field goals in the second quarter of 46 yards and 23 yards and missed in the fourth quarter from 47 yards. He made each of his extra point attempts

Bullock's Career Regular Season Statistics:

Year	Team	GP	FGM	FGA	Pct	Lg	XPM	XPA	Pts
2013	Hou	16	26	35	74.3	51	26	26	104
2014	Hou	16	30	35	85.7	55	40	40	130
2015	Hou/NYJ	11	19	23	82.6	49	22	25	79
2016	NYG/Pit/Cin	5	8	9	88.9	44	9	10	33
2017	Cin	15	18	20	90.0	51	31	33	85
2018	Cin	16	19	23	82.6	51	39	41	96
2019	Cin	16	27	31	87.1	57	24	25	105
2020	Cin	12	21	26	80.8	55	24	25	87
2021	Ten	16	26	31	83.9	51	42	45	120
2022	Ten	1	2	3	66.7	46	2	2	8
<b>NFL Totals</b>		<b>124</b>	<b>196</b>	<b>236</b>	<b>83.1</b>	<b>57</b>	<b>259</b>	<b>272</b>	<b>847</b>

Bullock's Career Postseason Statistics:

Year	Team	GP	FGM	FGA	Pct	Lg	XPM	XPA	Pts
2021	Ten	1	1	1	100.0	34	1	1	4

## Bullock's Regular Season Single-Game Highs:

**Field Goals Made** - 6 vs. Baltimore (12/21/14)  
**Field Goal Attempts** - 6 vs. Baltimore (12/21/14)  
**Longest Field Goal** - 57 at Miami (12/22/19)  
**PATs Made** - 6 vs. Tennessee (11/30/14)  
**PATs Attempted** - 6 vs. Tennessee (11/30/14)  
**Points** - 19 vs. Baltimore (12/21/14)

## Bullock's Playoff Single-Game Highs:

**Field Goals Made** - 1 vs. Cincinnati (1/22/22)  
**Field Goal Attempts** - 1 vs. Cincinnati (1/22/22)  
**Longest Field Goal** - 34 vs. Cincinnati (1/22/22)  
**PATs Made** - 1 vs. Cincinnati (1/22/22)  
**PATs Attempted** - 1 vs. Cincinnati (1/22/22)  
**Points** - 4 vs. Cincinnati (1/22/22)

## FRANCHISE SINGLE-SEASON SCORING

During his first season with the Titans, kicker **Randy Bullock** made 26 field goals on 31 attempts and added 42 extra points on 45 attempts. Bullock's total of 120 points ranked ninth in franchise history and was the highest number by a Titans player since **Ryan Succop's** franchise-record-tying 136 points in 2017.

## Most points in a season, franchise history:

Player	Season	TD	XPM	FGM	2PT	Points
1. Ryan Succop	2017	0	31	35	0	136
Al Del Greco	1998	0	28	36	0	136
3. Rob Bironas	2007	0	28	35	0	133
4. Al Del Greco	1996	0	35	32	0	131
5. Rob Bironas	2008	0	40	29	0	127
6. Al Del Greco	1993	0	39	29	0	126
7. Gary Anderson	2003	0	42	27	0	123
8. Rob Bironas	2011	0	34	29	0	121
9. <b>Randy Bullock</b>	<b>2021</b>	<b>0</b>	<b>42</b>	<b>26</b>	<b>0</b>	<b>120</b>
10. Rob Bironas	2009	0	37	27	0	118
Al Del Greco	2000	0	37	27	0	118

## #4 • P RYAN STONEHOUSE

5-10, 193, Rookie, Colorado State

[Click for complete bio](#)

Punter **Ryan Stonehouse** was signed by the Titans as a rookie free agent on May 13, 2022.

Stonehouse appeared in 53 games over five seasons at Colorado State (2017-21) and set an NCAA career record with a 47.8-yard gross punting average. His career totals included 244 punts for 11,656 yards with 91 punts inside the 20. He totaled 106 punts of 50-plus yards and became the first player in Colorado State history to log 11,000 punting yards in a career.

During his final college season in 2021, Stonehouse appeared in 12 games and averaged 50.9 yards per attempt on 58 punts, including a career-long 81-yard punt. He placed 27 punts inside the 20-yard line and totaled 32 punts of 50-plus yards en route to being named a second-team All-Mountain West selection and a Ray Guy Award semifinalist.

He is a native of La Verne, Calif.

## 2022 Game Notes:

➤ **Against New York Giants (9/11)**, made his NFL debut and punted six times for a 57.0-yard gross average and a 46.7-yard net average. He placed three of his punts inside the 20. In franchise history, his 57.0-yard gross punting average ranked fifth for a single game (minimum four punts). In the fourth quarter, he posted a 66-yard punt, which was the longest punt for the Titans since Brett Kern booted a 66-yarder at Denver on Sept. 14, 2020. Stonehouse also registered a 54-yard punt on his first career attempt in the first quarter and launched a 62-yard punt in the third quarter to help pin the Giants on their 10-yard line.

Stonehouse's 2022/Career Regular Season Statistics:

Year	Team	GP	No	Blk	Yds	Avg	Lg	TB	In20	Net
2022	Ten	1	6	0	342	57.0	66	0	3	46.7

Stonehouse's College Statistics:

Year	Team	GP	No	Blk	Yds	Avg	Lg	TB	In20
2017	Colo St	13	46	0	2,111	45.9	65	7	24
2018	Colo St	12	65	1	3,140	48.3	70	8	18
2019	Colo St	12	49	0	2,274	46.4	64	5	13
2020	Colo St	4	26	0	1,178	45.3	58	1	8
2021	Colo St	12	58	0	2,953	50.9	81	11	28
<b>Totals</b>		<b>53</b>	<b>244</b>	<b>1</b>	<b>11,656</b>	<b>47.8</b>	<b>81</b>	<b>32</b>	<b>91</b>

## TITANS PRACTICE SQUAD CAPSULES

TITANS  
PRACTICE SQUAD

No.	Name	Pos	Ht	Wt	Exp	College
54	Anenih, David	OLB	6-2	245	R	Houston
10	Fitzpatrick, Dez	WR	6-2	208	2	Louisville
50	Gibbens, Jack	LB	6-3	242	R	Minnesota
19	Gordon, Josh	WR	6-3	224	6	Baylor
35	Jackson, Chris	DB	5-10	193	3	Marshall
29	Jackson, Theo	S	6-1	198	R	Tennessee
12	Kinsey, Mason	WR	5-10	202	1	Berry College
91	Murchison, Larrell	DL	6-2	297	3	North Carolina State
67	Newman, Xavier	C/G	6-2	297	R	Baylor
68	Okuyinonu, Sam	DT	6-1	269	R	Maryland
72	Peavy, Jayden	DE	6-5	308	R	Texas A&M
86	Rader, Kevin	TE	6-4	250	2	Youngstown State
70	Roos, Jordan	G	6-3	302	3	Purdue
76	Rupcich, Andrew	T	6-6	318	R	Culver-Stockton
5	Woodside, Logan	QB	6-1	213	3	Toledo
<b>NFL International Allocation:</b>						
49	Odukoya, Thomas	TE	6-6	253	R	Eastern Michigan

**54 - OLB DAVID ANENIH****6-2, 245, Rookie, Houston**

- David Anenih (pronounced "uh-NINN-ee") was signed by the Titans as an undrafted free agent on May 13, 2022.
- In five seasons at the University of Houston (2017-21), he appeared in 56 games with 29 starts and tallied 99 career tackles, 32 tackles for loss, 20.5 sacks, seven passes defended, four forced fumbles and one fumble recovery.
- As a redshirt senior in 2021, Anenih started 14 games and set career-high marks with 30 tackles and 10 tackles for loss, earning first-team all-conference honors. He added five sacks, two passes defended, one forced fumble and one fumble recovery.
- As a senior in 2020, he appeared in all eight games with seven starts and totaled 4.5 sacks.
- He is a native of Arlington, Texas.

**10 - WR DEZ FITZPATRICK****6-2, 208, 2nd Year, Louisville**

- The Titans selected Dez Fitzpatrick in the fourth round (109th overall) of the 2021 NFL Draft.
- In 2021, Fitzpatrick spent the first nine games of his rookie season on the practice squad before being signed to the 53-man roster on Nov. 13, 2021. He appeared in four games as a rookie and caught five passes for 49 yards and one touchdown.
- A native of Farmington Hills, Mich., he played four seasons at Louisville (2017-20) and recorded 154 receptions for 2,589 yards with 21 touchdowns during his career. His 154 receptions ranked ninth in Louisville annals, and his 2,589 receiving yards ranked sixth in Cardinals history.
- He tied for fifth in program history with 21 career touchdown catches and tied for 10th in team annals with eight 100-yard receiving games.
- In 2020, he appeared in 11 games with nine starts and finished the season with 43 catches for 833 yards and three touchdowns.

**50 - LB JACK GIBBENS****6-3, 242, Rookie, Minnesota**

- Jack Gibbens was originally signed by the Titans as an undrafted free agent on May 13, 2022. He rejoined the team on the practice squad on Sept. 12 after being waived in the final roster cutdown.

- Prior to reaching the NFL, he appeared in 13 games with 13 starts in one season at Minnesota (2021), totaling 92 tackles, 4.5 tackles for loss, three passes defended and one forced fumble.
- Transferred to Minnesota after playing four seasons at Abilene Christian (2017-20) where he saw action in 39 games and recorded 257 tackles, 22 tackles for loss, seven sacks, five interceptions, 11 passes defended, one forced fumble, three fumble recoveries and one blocked kick.
- Gibbens is a native of Bulverde, Texas.

**19 - WR JOSH GORDON****6-3, 224, 6th Year, Baylor**

- The Titans signed Josh Gordon to the practice squad on Sept. 1, 2022.
- Prior to joining the Titans, Gordon totaled 252 career receptions for 4,284 yards and 21 touchdowns over seven NFL seasons with Cleveland (2012-14, 2017-18), New England (2018-19), Seattle (2019) and Kansas City (2021).
- In 2021, Gordon played in 12 games with the Chiefs and registered five receptions for 32 yards and one touchdown.
- He earned All-Pro and Pro Bowl honors in 2013, when he tallied 87 receptions for a league-leading 1,646 yards and nine touchdowns for the Browns. During the 2013 season, he became the only receiver in NFL history to post consecutive 200-yard performances.
- He was selected by the Browns in the second round of the 2012 Supplemental NFL Draft.
- Gordon played two college seasons at Baylor (2009-10), totaling 43 receptions for 721 yards and seven touchdowns.

**35 - DB CHRIS JACKSON****5-10, 193, 3rd Year, Marshall**

- Chris Jackson was selected by the Titans in the seventh round (243rd overall) of the 2020 NFL Draft.
- In 2021, Jackson participated in 12 games with three starts. He finished with 33 tackles, two quarterback pressures, one tackle for loss, four passes defended and one stop on special teams. He also played in the team's divisional playoff contest.
- In 2020, he appeared in 11 games with three starts as a rookie. He totaled 21 tackles, one tackle for loss, one pass defended and three special teams stops.
- Jackson started and registered a tackle in his NFL debut on Monday Night Football at Denver on Sept. 14, 2020. He became the franchise's first rookie drafted in the seventh round or later to start a Week 1 game since Sept. 10, 1989, when Oilers ninth-round rookie tight end Bob Mrosko started at Minnesota.
- During a four-year career at Marshall, he started 48 games and posted 189 tackles, 6.5 tackles for loss, two sacks, seven interceptions with one returned for a touchdown, 45 passes defended and two fumble recoveries with one returned for a score for the Thundering Herd. His 45 passes defended ranked first in Marshall history, and he earned all-conference recognition in all four of his collegiate seasons.
- He is a native of Tallahassee, Fla.

**29 - S THEO JACKSON****6-1, 198, Rookie, Tennessee**

- Theo Jackson was selected by the Titans in the sixth round (204th overall) of the 2022 NFL Draft.
- In five seasons at Tennessee (2017-21), Jackson appeared in 56 games with 24 starts and amassed 190 tackles, 1.5 sacks, 12 tackles for loss, 20 quarterback hits, three interceptions with one returned for a touchdown, 20 passes defended, one forced fumble and one fumble recovery. He saw playing time at STAR, safety, nickel and corner while at Tennessee.
- As a redshirt senior in 2021, he started 12 games at the STAR position and recorded career-high marks in tackles (78), sacks (1.5), tackles for loss (nine) and quarterback hits (12), notched his first career interception return for a touchdown, and posted 12 passes defended. He earned second-team All-SEC recognition.
- A Nashville native, Jackson attended Overton High School.



**12 - WR MASON KINSEY****5-10, 198, 1st Year, Berry College**

- Mason Kinsey rejoined the Titans during the 2021 offseason after previously signing with the team as a rookie free agent following the 2020 NFL Draft.
- In 2021, he spent the entire season on the Titans practice squad. He saw action in one contest (Oct. 24 against Kansas City).
- He also spent time in 2020 on the New England Patriots' practice squad.
- A native of Demorest, Ga., he appeared in 43 games with 35 starts over four seasons at Berry College (2016-19). Totaled 203 receptions for 3,343 yards and 50 touchdowns, all of which rank first in program history. His career receiving yardage and touchdowns set Southern Athletic Association records.
- As a senior (2019), he started all 11 games and caught 65 passes for 1,221 yards and 16 touchdowns. Returned 13 kicks for 375 yards and one touchdown and returned 17 punts for 181 yards. Earned All-SAA first team recognition.

**91 - DL LARRELL MURCHISON****6-2, 297, 3rd year, North Carolina State**

- Larrell Murchison was selected by the Titans in the fifth round (174th overall) of the 2020 NFL Draft.
- In 2021, he appeared in 11 games with five starts. His totals included eight tackles, one quarterback pressure and one tackle for loss.
- In 2020, he appeared in 10 games as a rookie and totaled five tackles. He added a tackle in one postseason contest.
- During a two-year stint as a defensive tackle at North Carolina State, Murchison started in all 25 contests. He finished his Wolfpack career with 85 tackles, 11 sacks, 20 tackles for loss, five quarterback hits, an interception, three passes defended and three fumble recoveries.
- In 2019, Murchison was named second-team All-ACC after leading the Wolfpack with a 12 tackles for loss and seven sacks as a senior.
- The Elizabethtown, N.C., native started his collegiate career at Louisburg (N.C.) College and was named a NJCAA junior-college honorable mention All-American.

**67 - C/G XAVIER NEWMAN****6-2, 297, Rookie, Baylor**

- Xavier Newman was signed by the Titans as a rookie free agent on May 13, 2022.
- In five seasons at Baylor (2017-21), Newman appeared in 47 games with 37 starts. His starts included 28 games at left guard, eight games at right guard and one contest at center.
- As a graduate in 2021, he started all 14 games at left guard and helped pave the way for Baylor to average 219.3 rushing yards per game, ranking 10th nationally. He earned All-Big 12 honorable mention.
- Newman is a native of Desoto, Texas.

**49 - TE THOMAS ODUKOYA****6-6, 253, Rookie, Eastern Michigan**

- Thomas Odukoya joined the Titans on May 13, 2022 as part of the NFL's International Player Pathway program, which allows participating teams a practice squad roster exemption.
- A native of Almere, Netherlands, Odukoya played four seasons at Eastern Michigan University (2018-21), where he saw action in 40 games with 30 starts. His career totals included 21 catches for 194 yards and four touchdowns.
- As a graduate in 2021, he started all 13 games and tallied career-best marks in receptions (13) and receiving yards (130) and tied his career-high mark with two touchdowns.
- He earned a scholarship to Eastern Michigan after competing at Garden City (Kan.) and West Hills-Coalinga (Calif.) junior colleges.

**68 - DT SAM OKUAYINONU****6-1, 269, Rookie, Maryland**

- Sam Okuayinonu (last name pronounced "oh-KWAHN-new") was signed by the Titans as a rookie free agent on May 13, 2022.
- In three seasons at Maryland (2019-21), he appeared in 28 games with 17 starts over totaled 103 tackles, 14.5 tackles for loss and 7.5 sacks.
- As a redshirt senior in 2021, he started all 12 games at Maryland and posted 55 tackles, 8.5 tackles for loss, and a team-leading six sacks. He earned third-team All-Big Ten recognition.
- Okuayinonu transferred to Maryland from Mesabi Range Community College (Minn.), where he played one season (2018) and tallied 62 tackles, 21.5 tackles for loss, 17.5 sacks, one forced fumble and one fumble recovery.
- He transferred to Mesabi Range in 2017 from Coahoma Community College (Miss.), where he did not appear in a game.
- Born in Monrovia, Liberia, he moved to the United States at age 12 and attended Lowell (Mass.) High School.

**72 - DE JAYDEN PEEVY****6-5, 308, Rookie, Texas A&M**

- Jayden Peevy was signed by the Titans as a rookie free agent on May 13, 2022.
- In five seasons at Texas A&M (2017-21), he appeared in 58 games with 24 starts and totaled 137 career tackles, 19 tackles for loss, 7.5 sacks, one interception, eight passes defended, one forced fumble, one fumble recovery and four blocked kicks.
- As a redshirt senior in 2021, he started all 11 games and posted a career-high 43 tackles and six tackles for loss. He added two sacks, one interception, a career-best four passes defended and one forced fumble.
- He is a native of Bellaire, Texas.

**86 - TE KEVIN RADER****6-4, 250, 2nd Year, Youngstown State**

- Kevin Rader was signed by the Titans to the practice squad on Sept. 1, 2022.
- Prior to joining the Titans, Rader appeared in seven career NFL games, all with the Pittsburgh Steelers. His totals included two receptions for eight yards and three special teams tackles.
- In 2021, Rader registered six games played, one start and two receptions for eight yards with the Steelers.
- After originally entering the NFL as an undrafted free agent with the Green Bay Packers in 2018, Rader spent the majority of 2019 and 2020 on the Steelers practice squad.
- A native of Pittsburgh, Pa., Rader played 42 games for Youngstown State University, totaling 44 receptions for 601 yards and four touchdowns during his college career.

**70 - G JORDAN ROOS****6-3, 302, 3rd Year, Purdue**

- Jordan Roos was signed by the Titans on Aug. 7, 2021 and spent the entire 2021 season on the Titans practice squad.
- Prior to joining the Titans, Roos saw action in 14 games with the Seattle Seahawks. He has also spent time with the Las Vegas Raiders and New England Patriots.
- He appeared in seven contests with the Seahawks during each of the 2017 and 2019 campaigns.
- The Celina, Texas, native appeared in 47 games and registered 24 consecutive starts his final two years at Purdue University.

**76 - T ANDREW RUPCICH****6-6, 318, Rookie, Culver-Stockton**

- Andrew Rupcich (last name pronounced "RUPP-sitch") was signed by the Titans as a rookie free agent on May 13, 2022.
- During his college career, Rupcich appeared in 48 games, registering 48 consecutive starts at left tackle. He became the first three-time All-American at the same position in the NAIA.

- As a fifth-year senior in 2021, he started all 11 games at left tackle and earned first-team All-American honors from the Associated Press, NAIA, and the American Football Coaches Association.
- He is a native of Wonder Lake, Ill.

### 5 - QB LOGAN WOODSIDE

6-1, 213, 3rd Year, Toledo

- Logan Woodside rejoined the Titans as a free agent during the 2019 offseason after spending three weeks on the Titans practice squad during the 2018 campaign.
- In 2021, he appeared in five games as a backup to Ryan Tannehill but did not attempt a pass.
- In 2020, he spent the entire year on the 53-man roster as the Titans' backup quarterback behind Ryan Tannehill. He appeared in six games during the regular season, attempting three passes with one completion for seven yards. He added seven rushing attempts for 10 yards.
- He spent the entire 2019 season on the Titans' practice squad/injured list.
- Prior to rejoining the Titans during the 2019 offseason, he had a stint with the Alliance of American Football League's San Antonio Commanders. In seven AAF games, he completed 116-of-201 passes for 1,385 yards and seven touchdowns.
- Woodside was originally selected by the Cincinnati Bengals in the seventh round (249th overall) of the 2018 NFL Draft.
- A native of Frankfort, Ky., he established program records at Toledo in passing yards (10,514), touchdowns (93), passing efficiency (162.87) and 300-yard games (17) during a four-year career. His 93 touchdown passes ranks fifth all-time in MAC history.
- As a senior for the Rockets in 2017, he led the MAC in completion percentage (64.2), passing efficiency (162.2), touchdowns (28), passing yards (3,882), yards per completion (14.7), and yards per attempt (9.45). He was named the MAC Offensive Player of the Year.
- Woodside attended Franklin County High School in Frankfort, Ky.

## TITANS TV PROGRAMMING



### Titans All Access

Airs locally throughout the season on Nashville's FOX 17 on Friday nights at 11:05 p.m.

It also airs Saturdays in Nashville on MyTV 30 at 10:30 a.m. and on CW 58 at 3:00 p.m. Titans All Access also has affiliates in Chattanooga, Knoxville, Memphis, Jackson, Huntsville, Ala., and Paducah, Ky.



### The Mike Vrabel Show

Airs throughout the season on Tuesday nights at 6:30 p.m. CT on WKRN Channel 2.



### Titans Blitz

Airs throughout the season in Nashville on Wednesday nights at 6:30 p.m. on MyTV 30 and Friday nights at 10:35 p.m. on FOX 17.



## TITANS PODCASTS



## The OTP: Official Titans Podcast

Hosted by Mike Keith and Amie Wells, The OTP features contributions from TennesseeTitans.com senior writer/editor Jim Wyatt, Titans Radio analyst Dave McGinnis and various Titans players and guests each week.



## Titans Amie and Coach Mac Podcast

Amie Wells and Dave McGinnis talk all things football, with a perspective and roster of special guests only Coach Mac can bring following 30+ years of coaching in the NFL. New episodes every Friday.



## Out of Bounds with Jaimie and Abby

Out of Bounds with Jaimie and Abby is a guest-based podcast heavy on lifestyle and light on football. The podcast is hosted by Jaimie Robinson (the wife of the Titans' General Manager, JRob) and Abby Flittner (co-founder of Nashville Guru, a popular resource for Music City). New episodes on the 1st of each month.



a very official Tennessee TITANS Podcast

## Titans Talk with Cason

"Hey Kids... Titans Talk with Cason" originally began in 2019 as "Sports Talk with Cason," when then 11-year old die-hard Titans fan, Cason Romero, began his own podcast, with the help of his mom, Carrie. In 2021, Cason's podcast became a member of the Official Titans Podcast Network. New episodes every Wednesday.

## TITANS ON YOUTUBE

HOME VIDEOS PLAYLISTS COMMUNITY CHANNELS

Work the Technique and Fundamentals We Preach... 42 views • 22 minutes ago

The OTP | Rookie Season Ticket Members Event 72 views • 1 hour ago

Part Two | The Foundation 240 views • 1 hour ago

Translat in Practi 950 views

Mic'd Up | Tennessee Titans PLAY ALL

Robert Woods at Training Camp | Mic'd Up 3.5K views • 13 days ago

Elijah Molden at Training Camp | Mic'd Up 3.4K views • 2 weeks ago

Amani Hooker at Minicamp | Mic'd Up 5.3K views • 1 month ago

Ryan Ta Mic'd Up 7.4K view

## TV RATINGS

2022 Titans television ratings in the Nashville market:

Date/Opp	Day/Time	Network	Rating/Share	HH (000)	Rank
9/11 vs NYG	Sun. 3:25 p.m.	FOX	TBA	TBA	TBA
2022 Regular Season Average			-	-	

Previous yearly Titans television ratings in the Nashville market (regular season only):

Season	Rtg/Shr	Season	Rtg/Shr	Season	Rtg/Shr
2021	27.1/50	2013	25.0/41	2005	21.8/42
2020	25.8/47	2012	23.5/39	2004	26.5/48
2019	24.1/44	2011	27.7/46	2003	33.4/57
2018	22.7/39	2010	30.2/50	2002	26.8/49
2017	19.9/35	2009	30.9/50	2001	24.5/42
2016	22.0/38	2008	32.4/55	2000	29.1/50
2015	21.3/37	2007	28.6/49	1999	19.8/35
2014	20.7/36	2006	23.0/42		





## Titans Radio

Titans Radio brings football to fans across the Mid-South in one of the NFL's largest radio networks, including Nashville flagship 104.5 The Zone. Play-by-play announcer **Mike Keith** connection with pro football across the Mid-South dates back to 1996, a year before the Oilers arrived in Tennessee, and he became the "Voice of the Titans" in 1999. Former Titans assistant coach and NFL head coach **Dave McGinnis** began serving as Titans Radio's color analyst in 2017, while Titans Radio gameday host **Rhett Bryan**'s involvement with the broadcast dates back to 1997. **Amie Wells** has been reporting on the sidelines since 2018.

### TITANS RADIO WEEKLY PROGRAMMING

#### Monday:

"The Mike Vrabel Show" | 6-7 p.m. | Titans Radio/104.5 The Zone

#### Tuesday:

"Mac Talk" with Dave McGinnis & Rhett Bryan | 6-7 p.m. | 104.5 The Zone

#### Wednesday:

"Titans Tonight" with Keith Bulluck | 6-7 p.m. | Titans Radio/104.5 The Zone

#### Sunday (Noon Kickoff):

"Countdown to Kickoff" | 10-11 a.m. | 104.5 The Zone

"Titans Countdown" | 11 a.m.-12 p.m. | Titans Radio/104.5 The Zone

"Titans Talkback" | 3-5 p.m. | 104.5 The Zone

### TITANS RADIO AFFILIATES

#### Flagship

Nashville WGFY FM 104.5

#### Tennessee

Camden	WRJB	FM	95.9
	WFWL	AM	1220
Chattanooga	WGOW	FM	102.3
		AM	1150
Clarksville	WKFN	AM	540
		FM	104.1
Cleveland	WCLE	FM	104.1
Columbia	WMCP	AM	1280
Cookeville	WKXD	FM	106.9
Dickson	WDKN	AM	1260
Fayetteville	WYTM	FM	105.5
Franklin	WAKM	AM	950
Greeneville	WIKQ	FM	103.1
Jackson	WZDQ	FM	102.3
Knoxville	WOKI	FM	98.7
Lebanon	WANT	FM	98.9
Lebanon	WCOR	AM	1490
Lewisburg	WJJM	FM	94.3
Manchester	WMSR	FM	107.9
		AM	1320
Memphis	WKIM	FM	98.9
Morristown	WCRK	FM	105.7
Nashville	WGFY	FM	104.5
Shelbyville	WZNG	FM	100.9
		AM	1400
Tri-Cities	WXSM	AM	640
Union City	WQAK	FM	105.7

#### Tennessee

Waverly	WQMV	FM	93.5
		AM	1060
Winchester	WCDT	AM	1340

#### Alabama

Birmingham	WJOX	FM	94.5
Bridgeport	WJTW	AM	1480
Florence	WQLT	FM	107.3
Huntsville	WUMP	AM	730
		FM	103.9
Huntsville	WVNN	AM	770
		FM	92.5
Scottsboro	WWIC	AM	1050

#### Kentucky

Benton	WCBL	AM	1290
Bowling Green	WPTQ	FM	105.3
Cadiz	WKDZ	FM	106.5
Columbia	WAIN	FM	101.9
		AM	1270
Henderson	WSON	AM	860
		FM	96.5
Madisonville	WWKY	FM	97.7
Owensboro	WVJS	FM	92.9
		AM	1420
Paducah	WPAD	FM	99.5
		AM	1560

## CONTACT INFORMATION

Titans Practice Facility/Training Camp Site:

**Ascension Saint Thomas Sports Park**  
460 Great Circle Road  
Nashville, TN 37228

Nissan Stadium:

**One Titans Way**  
Nashville, TN 37213

Media Resources:

[www.TennesseeTitans.com/media](http://www.TennesseeTitans.com/media)

Phone:

**(615) 565-4000 (main)**  
**(615) 565-4100 (media relations)**  
**(615) 565-4200 (ticket office)**

Titans Football Communications:

**Robbie Bohren | V.P. of Football Communications**  
[rbohren@titans.nfl.com](mailto:rbohren@titans.nfl.com)

**Jim Wyatt | Senior Writer/Editor**  
[jwyatt@titans.nfl.com](mailto:jwyatt@titans.nfl.com)

**Dwight Spradlin | Director of Media Relations**  
[dspradlin@titans.nfl.com](mailto:dspradlin@titans.nfl.com)

**Jared Puffer | Media Relations Manager**  
[jpuffer@titans.nfl.com](mailto:jpuffer@titans.nfl.com)

**Kim Smith | Media Relations Coordinator**  
[ksmith@titans.nfl.com](mailto:ksmith@titans.nfl.com)

**Micah Banks | Media Relations Seasonal Assistant**  
[mbanks@titans.nfl.com](mailto:mbanks@titans.nfl.com)





## NISSAN STADIUM GAMEDAY MEDIA INFORMATION

### MEDIA RELATIONS CONTACTS

Titans Media Relations (Press Box Seats 1-7): (615) 565-4450  
 Robbie Bohren, Vice President, Football Communications  
 Dwight Spradlin, Director of Media Relations  
 Jared Puffer, Media Relations Manager (Field Contact)  
 Kim Smith, Media Relations Coordinator  
 Micah Banks, Media Relations Seasonal Assistant (Media Will Call)  
 Visiting Team Media Relations (Press Box Seats 29-32): (615) 565-4452

### DIRECTIONS TO NISSAN STADIUM

**FROM AIRPORT TO NISSAN STADIUM (APPROXIMATELY 15 MINUTES):** Take I-40 West toward Nashville/Memphis to I-24 West (before downtown). Exit at James Robertson Parkway (Exit 48). Turn left at first light (Interstate Drive). Turn right on Woodland Street. Nissan Stadium will be on the left. Follow signs to parking lot ("M" lot on northwest corner/river side of stadium).

### NISSAN STADIUM MEDIA WILL CALL/MEDIA ENTRANCE

The media will call window and media entrance are located in the northwest corner of Nissan Stadium near Gate 6. The media will call window opens three hours prior to kickoff.

### FIELD MEDIA VESTS

All members of the media with field access during the game must wear a media vest. Still and video photographers will be issued tan vests, while team-affiliated video photographers (coaches' shows, etc.) will be issued gray vests. Additionally, media with in-game field access will be issued an armband. All vests and armbands must be obtained prior to each game at the check-in table. All vests must be returned at the conclusion of the game to Titans personnel or a designated vest receptacle.

### NISSAN STADIUM PRESS BOX INTERNET ACCESS

Wireless internet access is available free of charge in the Nissan Stadium press box. The login information will be available upon arrival in the press box. A limited number of ethernet lines also are available. Accessing the wireless network works the same in the Nissan Stadium press box as it does in most areas with free connectivity. Titans staff may be able to assist in a limited manner, but you should first contact your company's I.T. department with any questions.

### FROM NISSAN STADIUM PRESS BOX TO INTERVIEW ROOMS

Take the press box elevator (Level 3) to field level (Level 1). The Titans interview room is immediately on the right. Turn left and continue straight along the concourse to reach the visiting team's interview room (white line).

### POSTGAME POLICIES

Reporters with press box credentials will not be allowed on the field during pre-game activities or during the game itself. Press box credentials do NOT provide access to the field at the two-minute warning in the fourth quarter. Media will be allowed to gather in the Titans interview room to watch the end of the game or remain in the press box to make the short walk down to the field level at the conclusion of the game. Interviews with Titans players are not permitted on the field following the game. The press conference will begin approximately 10 minutes following the conclusion of the game and will be held in the interview room across from the Titans locker room. Key players also will be brought to the interview room. Simultaneously, the locker room will open to credentialed media members with a working function. The press conference audio will be played live over the press box speakers.

### POSTGAME QUOTES

Quotes from each team's head coach and key players will be transcribed and distributed throughout the Nissan Stadium press box following the game. The quotes also will be available at [www.TennesseeTitans.com/media](http://www.TennesseeTitans.com/media).

### POOL REPORTS

Pool reporters are assigned by the Pro Football Writers of America. Requests for pool reports with game officials must be made in advance through the home team's media relations. Interviews will be conducted virtually. Pool reports will be recorded, transcribed and then distributed in the press box.

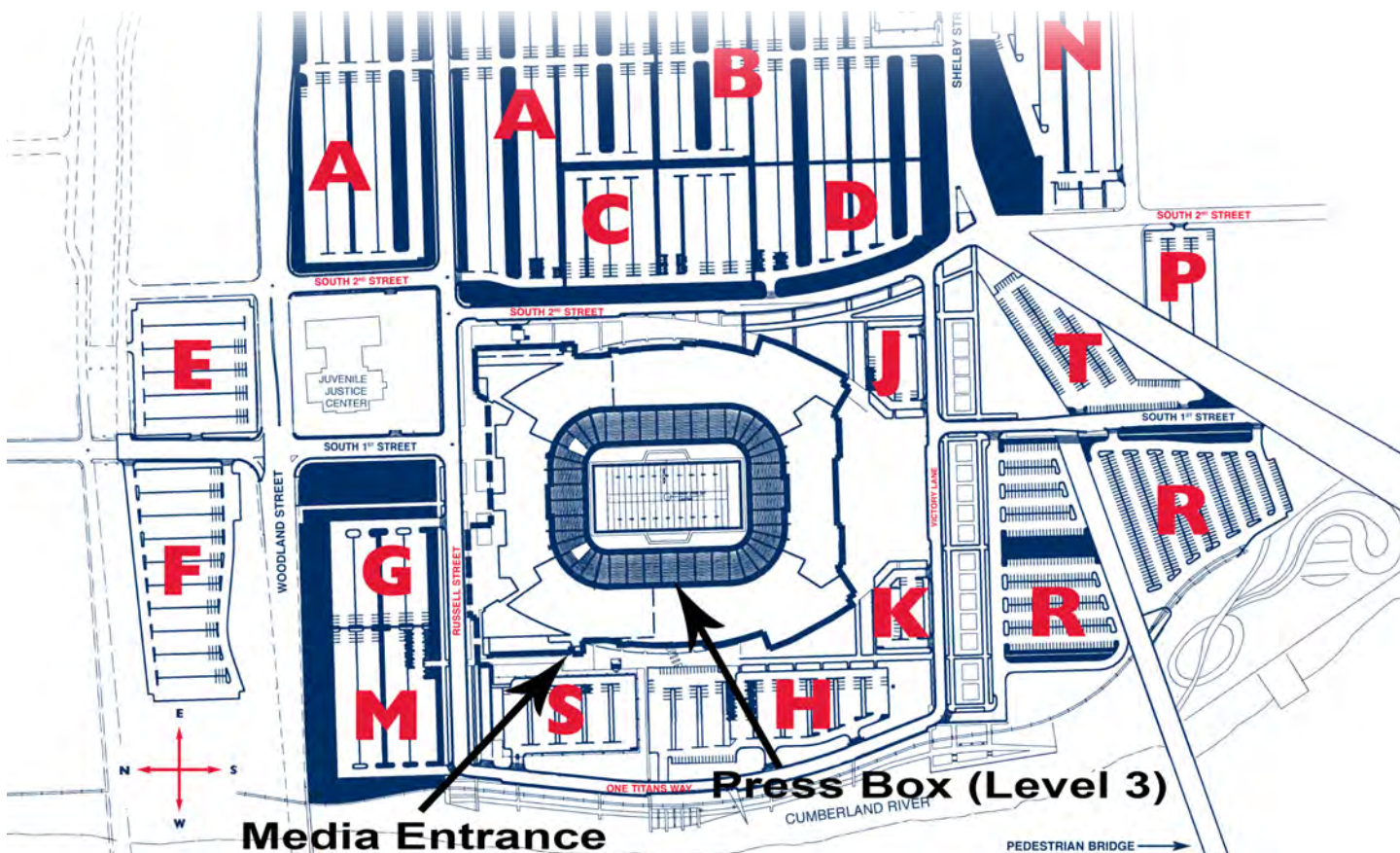
### EXITING NISSAN STADIUM

**FROM NISSAN STADIUM PRESS BOX TO STADIUM EXIT:** Cross the press box catwalk to the third floor lobby. Take the stairs or elevator one floor down to Level 2. Exit through the doors and walk right to get to the "M" lot.

**FROM NISSAN STADIUM TO AIRPORT (APPROXIMATELY 15 MINUTES):** Take I-24 East toward Chattanooga to I-40 East toward Knoxville. The airport is at Exit 216A.

## NISSAN STADIUM PARKING AND MEDIA ENTRANCE

The media will call window and media entrance are located in the northwest corner of Nissan Stadium near Gate 6. The media will call window opens three hours prior to kickoff.



## 2022 NFL DIVISIONAL STANDINGS

AFC East	W	L	T	Pct	Home	Road	Conf	Div
Miami Dolphins	1	0	0	1.000	1-0-0	0-0-0	1-0-0	1-0-0
Buffalo Bills	1	0	0	1.000	0-0-0	1-0-0	0-0-0	0-0-0
New York Jets	0	1	0	.000	0-1-0	0-0-0	0-1-0	0-0-0
New England Patriots	0	1	0	.000	0-0-0	0-1-0	0-1-0	0-1-0

AFC North	W	L	T	Pct	Home	Road	Conf	Div
Pittsburgh Steelers	1	0	0	1.000	0-0-0	1-0-0	1-0-0	1-0-0
Baltimore Ravens	1	0	0	1.000	0-0-0	1-0-0	1-0-0	0-0-0
Cleveland Browns	1	0	0	1.000	0-0-0	1-0-0	0-0-0	0-0-0
Cincinnati Bengals	0	1	0	.000	0-1-0	0-0-0	0-1-0	0-1-0

AFC South	W	L	T	Pct	Home	Road	Conf	Div
Houston Texans	0	0	1	.500	0-0-1	0-0-0	0-0-1	0-0-1
Indianapolis Colts	0	0	1	.500	0-0-0	0-0-1	0-0-1	0-0-1
Tennessee Titans	0	1	0	.000	0-1-0	0-0-0	0-0-0	0-0-0
Jacksonville Jaguars	0	1	0	.000	0-0-0	0-1-0	0-0-0	0-0-0

AFC West	W	L	T	Pct	Home	Road	Conf	Div
Los Angeles Chargers	1	0	0	1.000	1-0-0	0-0-0	1-0-0	1-0-0
Kansas City Chiefs	1	0	0	1.000	0-0-0	1-0-0	0-0-0	0-0-0
Denver Broncos	0	0	0	-	0-0-0	0-0-0	0-0-0	0-0-0
Las Vegas Raiders	0	1	0	.000	0-0-0	0-1-0	0-1-0	0-1-0

NFC East	W	L	T	Pct	Home	Road	Conf	Div
Philadelphia Eagles	1	0	0	1.000	0-0-0	1-0-0	1-0-0	0-0-0
Washington Commanders	1	0	0	1.000	1-0-0	0-0-0	0-0-0	0-0-0
New York Giants	1	0	0	1.000	0-0-0	1-0-0	0-0-0	0-0-0
Dallas Cowboys	0	1	0	.000	0-1-0	0-0-0	0-1-0	0-0-0

NFC North	W	L	T	Pct	Home	Road	Conf	Div
Minnesota Vikings	1	0	0	1.000	1-0-0	0-0-0	1-0-0	1-0-0
Chicago Bears	1	0	0	1.000	1-0-0	0-0-0	1-0-0	0-0-0
Detroit Lions	0	1	0	.000	0-1-0	0-0-0	0-1-0	0-0-0
Green Bay Packers	0	1	0	.000	0-0-0	0-1-0	0-1-0	0-1-0

NFC South	W	L	T	Pct	Home	Road	Conf	Div
New Orleans Saints	1	0	0	1.000	0-0-0	1-0-0	1-0-0	1-0-0
Tampa Bay Buccaneers	1	0	0	1.000	0-0-0	1-0-0	1-0-0	0-0-0
Carolina Panthers	0	1	0	.000	0-1-0	0-0-0	0-0-0	0-0-0
Atlanta Falcons	0	1	0	.000	0-1-0	0-0-0	0-1-0	0-1-0

NFC West	W	L	T	Pct	Home	Road	Conf	Div
Seattle Seahawks	0	0	0	-	0-0-0	0-0-0	0-0-0	0-0-0
Arizona Cardinals	0	1	0	.000	0-1-0	0-0-0	0-0-0	0-0-0
Los Angeles Rams	0	1	0	.000	0-1-0	0-0-0	0-0-0	0-0-0
San Francisco 49ers	0	1	0	.000	0-0-0	0-1-0	0-1-0	0-0-0

## TITANS OFFENSIVE AND DEFENSIVE RANKINGS BY THE WEEK AND BY THE SEASON

2022 Season	NFL OFFENSE	AFC OFFENSE
Week Opp.	Tot Rush Pass	Tot Rush Pass
1 NYG	14 18 9	7 7 7
2 at Buf		
3 LV		
4 at Ind		
5 at Was		
6 Bye		
7 Ind		
8 at Hou		
9 at KC		
10 Den		
11 at GB		
12 Cin		
13 at Phi		
14 Jax		
15 at LAC		
16 Hou		
17 Dal		
18 at Jax		

## Final regular season offensive rankings:

Titans in 2021	17	5	24	9	4	13
Titans in 2020	2T	2	23	2T	2	10
Titans in 2019	12	3	21	5	2	9
Titans in 2018	25	7	29	11	3	14
Titans in 2017	23	15	23	9	8	11
Titans in 2016	11	3	25	5	2	11
Titans in 2015	30	25	25T	16	10	14
Titans in 2014	29	26	22	14	14	11
Titans in 2013	22	14	21	11	7	11
Titans in 2012	26	21	22	12	10	11
Titans in 2011	17	31	12	8	16	5
Titans in 2010	27	17	25	15	10	13
Titans in 2009	12	2	23	6	2	10
Titans in 2008	21	7	27	10	3	12
Titans in 2007	21	5	27	10	3	14
Titans in 2006	27	5	30	12	3	15
Titans in 2005	17	23	9	10	12	5
Titans in 2004	11	14	10	6	10	5
Titans in 2003	8	26	5	4	14	3
Titans in 2002	17	11	20	9	7	11
Titans in 2001	8	12	8T	5	8	4
Titans in 2000	14	7	16	8	6	8
Titans in 1999	13	13	13T	6	9	5T

2022 Season	NFL DEFENSE	AFC DEFENSE
Week Opp.	Tot Rush Pass	Tot Rush Pass
1 NYG	23 30 4	13 15 1
2 at Buf		
3 LV		
4 at Ind		
5 at Was		
6 Bye		
7 Ind		
8 at Hou		
9 at KC		
10 Den		
11 at GB		
12 Cin		
13 at Phi		
14 Jax		
15 at LAC		
16 Hou		
17 Dal		
18 at Jax		

## Final regular season defensive rankings:

Titans in 2021	12	2	25	5	2	12
Titans in 2020	28	19	29	14	9	16
Titans in 2019	21	12	24	11	7	13
Titans in 2018	8	18	6	5	8	4
Titans in 2017	13	4	25	5	1	12
Titans in 2016	20	2	30	11	1	16
Titans in 2015	12	18	7	8	12	3
Titans in 2014	27	31	15	16	15	9
Titans in 2013	14	20	11	8	8	6
Titans in 2012	27	24	26	15	11	14
Titans in 2011	18T	24	14	11	11	10
Titans in 2010	26	20	29	13	10	14
Titans in 2009	28	11T	31	14	5T	16
Titans in 2008	7	6	9	3	3	4
Titans in 2007	5	5	10	4	3	9
Titans in 2006	32	30	27	16	15	15
Titans in 2005	19	22	17	10	11	7
Titans in 2004	27	18	26	13	11	12
Titans in 2003	12	1	30	9	1	15
Titans in 2002	10	2	25	5	2	13
Titans in 2001	25	5	31	15	3	16
Titans in 2000	1	3	1	1	2	1
Titans in 1999	17	10	25	12	6	15



## TENNESSEE TITANS OFFENSIVE AND DEFENSIVE STATS, 1999-2021 (REGULAR SEASON)

## 1999-2021 TITANS - OFFENSE

OFFENSE	2021	2020	2019	2018	2017	2016	2015	2014	2013	2012	2011	2010	2009	2008	2007	2006	2005	2004	2003	2002	2001	2000	1999
<b>GAMES (Won-Lost)</b>	<b>12-5</b>	<b>11-5</b>	<b>9-7</b>	<b>9-7</b>	<b>9-7</b>	<b>9-7</b>	<b>3-13</b>	<b>2-14</b>	<b>7-9</b>	<b>6-10</b>	<b>9-7</b>	<b>6-10</b>	<b>8-8</b>	<b>13-3</b>	<b>10-6</b>	<b>8-8</b>	<b>4-12</b>	<b>5-11</b>	<b>12-4</b>	<b>11-5</b>	<b>7-9</b>	<b>13-3</b>	<b>13-3</b>
<b>FIRST DOWNS</b>	<b>362</b>	<b>381</b>	<b>317</b>	<b>289</b>	<b>290</b>	<b>322</b>	<b>298</b>	<b>258</b>	<b>311</b>	<b>260</b>	<b>281</b>	<b>252</b>	<b>288</b>	<b>268</b>	<b>306</b>	<b>261</b>	<b>279</b>	<b>308</b>	<b>310</b>	<b>312</b>	<b>288</b>	<b>299</b>	<b>294</b>
Rushing	134	142	104	106	97	115	66	75	103	70	71	73	115	108	118	105	72	85	84	112	87	107	109
Passing	194	203	177	156	157	175	195	159	172	166	185	155	154	143	171	133	191	200	211	182	179	167	167
Penalty	34	36	36	27	36	32	37	24	36	24	25	24	19	17	17	23	16	23	15	18	22	25	18
<b>YDS GAINED (tot)</b>	<b>5,822</b>	<b>6,343</b>	<b>5,805</b>	<b>4,998</b>	<b>5,024</b>	<b>5,728</b>	<b>4,988</b>	<b>4,859</b>	<b>5,390</b>	<b>5,010</b>	<b>5,361</b>	<b>4,834</b>	<b>5,623</b>	<b>5,018</b>	<b>4,987</b>	<b>4,810</b>	<b>5,122</b>	<b>5,487</b>	<b>5,501</b>	<b>5,272</b>	<b>5,352</b>	<b>5,350</b>	<b>5,296</b>
Avg per Game	342.5	396.4	362.8	312.4	314.0	358.0	311.8	303.7	336.9	313.1	335.1	302.1	351.4	313.6	311.7	300.6	320.1	342.9	343.8	329.5	334.5	334.4	331.0
<b>RUSHING (net)</b>	<b>2,404</b>	<b>2,690</b>	<b>2,223</b>	<b>2,023</b>	<b>1,833</b>	<b>2,187</b>	<b>1,485</b>	<b>1,447</b>	<b>1,894</b>	<b>1,687</b>	<b>1,438</b>	<b>1,727</b>	<b>2,592</b>	<b>2,199</b>	<b>2,109</b>	<b>2,214</b>	<b>1,525</b>	<b>1,871</b>	<b>1,623</b>	<b>1,952</b>	<b>1,794</b>	<b>2,085</b>	<b>1,811</b>
Avg per Game	141.4	168.1	138.9	126.4	114.6	136.7	92.8	90.4	118.4	105.4	89.9	107.9	162.0	137.4	131.8	138.4	95.3	116.9	101.4	122.0	112.1	130.3	113.2
Rushes	551	521	445	454	443	476	371	356	462	378	376	406	499	508	543	469	397	420	486	511	468	546	459
Yards per Rush	4.4	5.2	5.0	4.5	4.1	4.6	4.0	4.1	4.1	4.5	3.8	4.3	5.2	4.3	3.9	4.7	3.8	4.5	3.3	3.8	3.8	3.8	3.9
<b>PASSING (net)</b>	<b>3,418</b>	<b>3,653</b>	<b>3,582</b>	<b>2,975</b>	<b>3,191</b>	<b>3,541</b>	<b>3,503</b>	<b>3,412</b>	<b>3,496</b>	<b>3,323</b>	<b>3,923</b>	<b>3,107</b>	<b>3,031</b>	<b>2,819</b>	<b>2,878</b>	<b>2,596</b>	<b>3,597</b>	<b>3,616</b>	<b>3,878</b>	<b>3,320</b>	<b>3,558</b>	<b>3,265</b>	<b>3,485</b>
Avg per Game	201.1	228.3	223.9	185.9	199.4	221.3	218.9	213.3	218.5	207.7	245.2	194.2	189.4	176.2	179.9	162.3	224.8	226.0	242.4	207.5	222.4	204.1	217.8
Passes Att.	535	485	448	437	496	504	551	513	533	540	584	474	476	453	464	447	594	589	502	500	515	462	527
Completed	359	316	297	293	306	307	342	299	328	318	353	273	271	265	288	226	358	356	315	306	307	286	304
Pct Completed	67.1	65.2	66.3	67.0	61.7	60.9	62.1	58.3	61.5	58.9	60.4	57.6	56.9	58.5	62.1	50.6	60.3	60.4	62.7	61.2	59.6	61.9	57.7
Yards Gained	3745	3826	3956	3,255	3,394	3,720	3,893	3,738	3,710	3,577	4,113	3,278	3,104	2,902	3,077	2,748	3,797	3,933	4,031	3,441	3,867	3,430	3,622
Sacked	47	25	56	47	35	28	54	50	37	39	24	27	15	12	30	29	31	44	25	21	43	28	25
Yards Lost	327	173	374	280	203	179	390	326	214	254	190	171	73	83	199	152	200	317	153	121	309	165	137
Had intercepted	14	7	8	12	17	11	17	16	16	16	14	15	15	9	17	19	14	19	9	15	17	16	13
Yards Opp Ret	252	81	204	219	262	203	263	214	132	260	167	120	121	88	116	250	293	306	264	179	163	236	227
Opp TDs on Int	0	0	0	1	2	3	3	1	1	4	3	1	0	0	0	2	4	2	3	2	2	3	2
<b>PUNTS</b>	<b>58</b>	<b>50</b>	<b>78</b>	<b>75</b>	<b>75</b>	<b>77</b>	<b>88</b>	<b>89</b>	<b>79</b>	<b>83</b>	<b>86</b>	<b>77</b>	<b>69</b>	<b>87</b>	<b>73</b>	<b>88</b>	<b>78</b>	<b>79</b>	<b>71</b>	<b>66</b>	<b>85</b>	<b>76</b>	<b>90</b>
Avg Yards	44.3	45.1	47.1	46.4	49.7	44.2	47.4	46.3	42.9	46.4	43.6	42.9	43.4	42.8	41.9	42.7	43.2	42.9	43.9	41.3	42.0	40.8	42.5
<b>PUNT RETURNS</b>	<b>30</b>	<b>23</b>	<b>22</b>	<b>27</b>	<b>36</b>	<b>30</b>	<b>38</b>	<b>30</b>	<b>31</b>	<b>31</b>	<b>47</b>	<b>27</b>	<b>33</b>	<b>34</b>	<b>42</b>	<b>37</b>	<b>45</b>	<b>40</b>	<b>37</b>	<b>28</b>	<b>36</b>	<b>53</b>	<b>40</b>
Avg Return	9.8	9.0	7.7	8.8	8.5	7.9	8.1	6.9	7.7	15.3	10.4	12.2	6.7	9.7	8.7	12.6	9.3	4.3	11.6	7.8	7.8	12.7	9.0
Returned for TD	0	0	0	0	0	0	0	0	0	3	1	1	0	0	0	3	1	0	1	0	0	1	1
<b>KICKOFF RETURNS</b>	<b>40</b>	<b>38</b>	<b>30</b>	<b>23</b>	<b>28</b>	<b>33</b>	<b>33</b>	<b>48</b>	<b>44</b>	<b>63</b>	<b>32</b>	<b>64</b>	<b>69</b>	<b>52</b>	<b>52</b>	<b>79</b>	<b>70</b>	<b>79</b>	<b>68</b>	<b>50</b>	<b>71</b>	<b>47</b>	<b>56</b>
Avg Return	19.5	20.2	21.3	32.0	22.1	19.1	20.6	23.4	24.9	23.6	26.0	24.3	20.5	25.4	21.1	23.2	24.2	19.7	19.1	19.6	19.9	26.1	18.6
Returned for TD	0	1	0	1	0	0	0	0	0	1	1	1	0	0	0	0	0	0	0	0	1	0	0
<b>PENALTIES</b>	<b>103</b>	<b>86</b>	<b>99</b>	<b>82</b>	<b>85</b>	<b>110</b>	<b>93</b>	<b>111</b>	<b>101</b>	<b>106</b>	<b>104</b>	<b>128</b>	<b>98</b>	<b>108</b>	<b>101</b>	<b>94</b>	<b>125</b>	<b>110</b>	<b>110</b>	<b>112</b>	<b>119</b>	<b>107</b>	<b>114</b>
Yards Penalized	973	783	932	727	785	1,012	779	961	900	847	960	1,040	821	855	773	803	1,002	923	887	891	1,025	870	1,069
<b>FUMBLES BY</b>	<b>25</b>	<b>15</b>	<b>21</b>	<b>18</b>	<b>10</b>	<b>17</b>	<b>25</b>	<b>23</b>	<b>27</b>	<b>21</b>	<b>17</b>	<b>22</b>	<b>27</b>	<b>18</b>	<b>32</b>	<b>29</b>	<b>27</b>	<b>33</b>	<b>24</b>	<b>20</b>	<b>18</b>	<b>24</b>	<b>17</b>
Fumbles Lost	11	5	9	6	8	7	16	10	9	12	8	14	16	8	17	7	12	12	12	10	11	14	9
Opp Fumbles	21	21	16	14	23	12	16	7	24	15	20	25	20	28	26	19	20	22	21	22	21	39	39
Opp Fum Lost	6	8	9	6	9	6	8	4	12	5	12	8	7	11	12	11	11	12	13	11	11	13	24
<b>POSS. TIME (avg)</b>	<b>32:40</b>	<b>28:28</b>	<b>28:31</b>	<b>29:28</b>	<b>29:51</b>	<b>30:32</b>	<b>29:25</b>	<b>27:31</b>	<b>30:00</b>	<b>27:18</b>	<b>27:52</b>	<b>25:54</b>	<b>28:27</b>	<b>29:09</b>	<b>31:38</b>	<b>27:17</b>	<b>31:13</b>	<b>31:40</b>	<b>32:52</b>	<b>32:47</b>	<b>31:29</b>	<b>33:48</b>	<b>31:30</b>
<b>TOUCHDOWNS</b>	<b>49</b>	<b>62</b>	<b>54</b>	<b>34</b>	<b>33</b>	<b>46</b>	<b>37</b>	<b>28</b>	<b>41</b>	<b>36</b>	<b>34</b>	<b>40</b>	<b>39</b>	<b>41</b>	<b>28</b>	<b>36</b>	<b>33</b>	<b>41</b>	<b>48</b>	<b>42</b>	<b>39</b>	<b>38</b>	<b>46</b>
Rushing	23	26	21	15	18	16	10	6	16	10	8	13	19	24	17	15	8	12	11	16	12	14	19
Passing	22	33	29	16	14	29	25	20	22	17	22	24	16	13	9	13	20	27	30	22	23	18	23
Returns	4	3	4	3	1	1	2	2	3	9	4	3	4	4	2	8	5	2	7	4	4	6	4
<b>EXTRA-PT KICKS</b>	<b>43/47</b>	<b>51/53</b>	<b>50/52</b>	<b>28/31</b>	<b>31/33</b>	<b>39/41</b>	<b>29/31</b>	<b>27/27</b>	<b>41/41</b>	<b>35/35</b>	<b>34/34</b>	<b>38/38</b>	<b>37/37</b>	<b>40/40</b>	<b>28/28</b>	<b>32/32</b>	<b>30/32</b>	<b>39/39</b>	<b>43/44</b>	<b>36/36</b>	<b>34/35</b>	<b>37/38</b>	<b>43/43</b>
<b>2-PT CONVERSIONS</b>	<b>2/2</b>	<b>4/7</b>	<b>1/2</b>	<b>0/1</b>	<b>0/0</b>	<b>0/5</b>	<b>3/5</b>	<b>0/1</b>	<b>0/0</b>	<b>1/1</b>	<b>0/0</b>	<b>1/2</b>	<b>1/2</b>	<b>1/1</b>	<b>0/0</b>	<b>3/3</b>	<b>0/1</b>	<b>1/2</b>	<b>3/4</b>	<b>2/6</b>	<b>3/4</b>	<b>0/0</b>	<b>1/3</b>
<b>FIELD GOALS/FGA</b>	<b>26/32</b>	<b>20/28</b>	<b>8/18</b>	<b>26/30</b>	<b>35/42</b>	<b>22/24</b>	<b>14/16</b>	<b>19/22</b>	<b>25/29</b>	<b>25/31</b>	<b>29/32</b>	<b>24/26</b>	<b>27/32</b>	<b>29/33</b>	<b>35/39</b>	<b>22/28</b>	<b>23/29</b>	<b>19/27</b>	<b>32/37</b>	<b>25/31</b>	<b>20/28</b>	<b>27/33</b>	<b>21/25</b>
<b>POINTS SCORED</b>	<b>419</b>	<b>491</b>	<b>402</b>	<b>310</b>	<b>334</b>	<b>381</b>	<b>299</b>	<b>254</b>	<b>362</b>	<b>330</b>	<b>325</b>	<b>356</b>	<b>354</b>	<b>375</b>	<b>301</b>	<b>324</b>	<b>299</b>	<b>344</b>	<b>435</b>	<b>367</b>	<b>336</b>	<b>346</b>	<b>392</b>
<b>TURNOVER DIFF.</b>	<b>-3</b>	<b>+11</b>	<b>+6</b>	<b>-1</b>	<b>-4</b>	<b>0</b>	<b>-14</b>	<b>-10</b>	<b>0</b>	<b>-4</b>	<b>+1</b>	<b>-4</b>	<b>-4</b>	<b>+14</b>	<b>0</b>	<b>+2</b>	<b>-6</b>	<b>-1</b>	<b>+13</b>	<b>+4</b>	<b>-4</b>	<b>0</b>	<b>+19</b>

## 1999-2021 TITANS - DEFENSE

DEFENSE	2021	2020	2019	2018	2017	2016	2015	2014	2013	2012	2011	2010	2009	2008	2007	2006	2005	2004	2003	2002	2001	2000	1999
POINTS ALLOWED	354	439	331	303	356	378	423	438	381	471	317	339	402	234	297	400	421	439	324	324	388	191	324
OPP FIRST DOWNS	331	391	335	298	323	324	317	357	329	358	324	356	323	276	268	329	294	318	275	297	300	215	300
Rushing	90	113	95	98	68	70	101	119	108	122	111	107	89	81	80	121	89	99	79	75	79	62	81
Passing	204	247	213	182	231	227	192	211	191	210	187	214	210	166	165	181	180	189	167	197	192	134	193
Penalty	37	31	27	18	24	27	24	27	30	26	26	35	24	29	23	27	25	30	29	25	29	19	26
OPP YARDS GAINED	5,607	6,372	5,752	5,334	5,248	5,720	5,475	5,968	5,407	5,999	5,682	5,883	5,850	4,698	4,665	5,915	5,110	5,724	4,901	4,964	5,515	3,814	5,245
Avg per Game	329.8	398.3	359.5	333.4	328.0	357.5	342.2	373.0	337.9	374.9	355.1	367.7	365.6	293.6	291.6	369.7	319.4	357.8	306.3	310.3	344.7	238.4	327.8
OPP RUSHING(net)	1,438	1,933	1,672	1,863	1,420	1,413	1,797	2,195	1,795	2,035	2,053	1,851	1,711	1,502	1,478	2,313	1,894	1,917	1,295	1,424	1,431	1,390	1,550
Avg per Game	84.6	120.8	104.5	116.4	88.8	88.3	112.3	137.2	112.2	127.2	128.3	115.7	106.9	93.9	92.4	144.6	118.4	119.8	80.9	89.0	89.4	86.9	96.9
Rushes	368	427	415	429	398	356	462	515	446	483	461	474	402	403	364	506	449	421	342	372	405	387	383
Yards per Rush	3.9	4.5	4.0	4.3	3.6	4.0	3.9	4.3	4.0	4.2	4.5	3.9	4.3	3.7	4.0	4.6	4.2	4.6	3.8	3.8	3.5	3.6	4.0
OPP PASSING(net)	4,169	4,439	4,080	3,471	3,828	4,307	3,678	3,773	3,612	3,964	3,629	4,032	4,139	3,196	3,187	3,602	3,216	3,807	3,606	3,540	4,084	2,424	3,695
Avg per Game	245.2	277.4	255.0	216.9	239.3	269.2	229.9	235.8	225.8	247.8	226.8	252.0	258.7	199.8	199.2	225.1	201.0	237.9	225.4	221.3	255.3	151.5	230.9
Passes Att.	628	630	598	533	605	635	502	545	545	564	591	625	604	575	569	530	470	524	546	562	559	466	557
Completed	395	423	386	337	369	388	319	347	344	374	369	410	404	342	349	335	296	333	332	339	328	242	312
Pct Completed	62.9	67.1	64.5	63.2	61.0	61.1	63.5	63.7	63.1	66.3	62.4	65.6	66.9	59.5	61.3	63.2	63.0	63.5	60.8	60.3	58.7	51.9	56.0
Sacked	43	19	43	39	43	40	39	39	36	39	28	40	32	44	40	26	41	32	38	40	32	55	54
Yards Lost	316	154	276	248	272	278	271	222	227	241	180	272	224	262	241	148	246	220	223	213	175	337	305
INTERCEPTED BY	16	15	14	11	12	12	11	12	13	19	11	17	20	20	22	17	9	18	21	18	13	17	16
Yards Returned	128	189	158	120	154	68	164	122	113	358	179	198	433	351	358	282	129	285	312	198	78	285	257
Returned for TD	2	0	1	2	0	0	1	1	1	4	1	1	4	3	2	2	2	1	3	3	0	4	1
OPP PUNT RETURNS	22	20	30	33	41	36	47	43	35	39	36	35	29	32	31	33	32	31	30	28	36	28	45
Avg return	10.1	8.6	9.0	9.0	7.0	9.6	12.9	8.1	6.0	10.4	6.1	6.1	7.2	9.1	8.8	8.4	4.5	6.3	9.2	13.9	7.3	5.7	7.4
OPP KICKOFF RET	40	37	37	25	32	21	22	31	45	33	30	56	71	61	58	58	57	69	81	74	57	76	76
Avg Kickoff	20.3	22.2	23.7	27.8	23.4	22.0	27.2	27.6	24.4	26.1	22.7	24.8	24.1	25.0	24.2	21.8	22.6	20.1	18.8	20.0	24.9	20.9	21.0
OPP TOUCHDOWNS	38	55	39	32	36	43	51	48	40	55	34	32	48	25	35	46	51	52	35	40	46	20	39
Rushing	14	18	14	9	5	10	11	17	21	16	10	7	16	12	11	20	12	18	10	7	17	7	8
Passing	24	36	25	21	27	25	34	28	15	31	21	23	31	12	21	24	33	29	20	27	27	10	26
Returns	0	1	0	2	4	8	6	3	4	8	3	2	1	1	3	2	6	5	5	6	2	3	5

## 2022 TENNESSEE TITANS REGULAR SEASON STATISTICS

Won 0, Lost 1

Date	W-L	Score	OT	Opponent	Attendance
09/11	L	20-21		N.Y. Giants	67,805
09/19				at Buffalo	
09/25				Las Vegas	
10/02				at Indianapolis	
10/09				at Washington	
10/23				Indianapolis	
10/30				at Houston	
11/06				at Kansas City	
11/13				Denver	
11/17				at Green Bay	
11/27				Cincinnati	
12/04				at Philadelphia	
12/11				Jacksonville	
12/18				at L.A. Chargers	
12/24				Houston	
12/29				Dallas	
01/08				at Jacksonville	

Statistic	Tenn.	Opp.
<b>Total First Downs</b>	<b>19</b>	<b>19</b>
Rushing	2	11
Passing	13	7
Penalty	4	1
3rd Down: Made/Att	3/11	2/10
3rd Down Pct.	27.3	20.0
4th Down: Made/Att	0/0	1/1
4th Down Pct.	0.0	100.0
<b>Possession Avg.</b>	<b>31:06</b>	<b>28:54</b>
<b>Total Net Yards</b>	<b>359</b>	<b>394</b>
Avg. Per Game	359.0	394.0
Total Plays	60	58
Avg. Per Play	6.0	6.8
<b>Net Yards Rushing</b>	<b>93</b>	<b>238</b>
Avg. Per Game	93.0	238.0
Total Rushes	26	32
<b>Net Yards Passing</b>	<b>266</b>	<b>156</b>
Avg. Per Game	266.0	156.0
Sacked/Yards Lost	1/0	5/32
Gross Yards	266	188
Att./Completions	33/20	21/17
Completion Pct.	60.6	81.0
Had Intercepted	0	1
<b>Punts/Average</b>	<b>6/57.0</b>	<b>6/51.5</b>
Net Punting Avg.	6/46.7	6/41.2
<b>Penalties/Yards</b>	<b>7/50</b>	<b>8/45</b>
<b>Fumbles/Ball Lost</b>	<b>2/1</b>	<b>2/1</b>
<b>Touchdowns</b>	<b>2</b>	<b>3</b>
Rushing	0	1
Passing	2	2
Returns	0	0

Score By Periods	Q1	Q2	Q3	Q4	OT	PTS
Team	7	6	7	0	0	20
Opponents	0	0	13	8	0	21

Scoring	TD	Rush	Rec	Ret	K-PAT	FG	S	PTS
Hilliard	2	0	2	0			0	12
Bullock	0	0	0	0	2/2	2/3	0	8
<b>Team</b>	<b>2</b>	<b>0</b>	<b>2</b>	<b>0</b>	<b>2/2</b>	<b>2/3</b>	<b>0</b>	<b>20</b>
<b>Opponents</b>	<b>3</b>	<b>1</b>	<b>2</b>	<b>0</b>	<b>1/1</b>	<b>0/0</b>	<b>0</b>	<b>21</b>

2-Pt Conv: TM 0-0, OPP 1-2

Sacks: Simmons 2, Weaver 2, Dupree 1, **TM 5**, **OPP 1**

FUM/Lost: Henry 1/0, Philips 1/1

Rushing	No.	Yds	Avg	Long	TD
Henry	21	82	3.9	18	0
Hilliard	2	8	4.0	5	0
Tannehill	2	7	3.5	9	0
Okonkwo	1	-4	-4.0	-4	0
<b>Team</b>	<b>26</b>	<b>93</b>	<b>3.6</b>	<b>18</b>	<b>0</b>
<b>Opponents</b>	<b>32</b>	<b>238</b>	<b>7.4</b>	<b>68</b>	<b>1</b>

Receiving	No.	Yds	Avg	Long	TD
Philips	6	66	11.0	21	0
Hilliard	3	61	20.3	31	2
Burks	3	55	18.3	27	0
Swaim	3	19	6.3	9	0
Hollister	1	22	22.0	22	0
Westbrook-Ikhine	1	13	13.0	13	0
Woods	1	13	13.0	13	0
Okonkwo	1	11	11.0	11	0
Hooper	1	6	6.0	6	0
<b>Team</b>	<b>20</b>	<b>266</b>	<b>13.3</b>	<b>31</b>	<b>2</b>
<b>Opponents</b>	<b>17</b>	<b>188</b>	<b>11.1</b>	<b>65t</b>	<b>2</b>

Interceptions	No.	Yds	Avg	Long	TD
Hooker	1	0	0.0	0	0
<b>Team</b>	<b>1</b>	<b>0</b>	<b>0.0</b>	<b>0</b>	<b>0</b>
<b>Opponents</b>	<b>0</b>	<b>0</b>	<b>---</b>	<b>---</b>	<b>0</b>

Punting	No.	Yds	Avg	Net	TB	In	Lg	B
Stonehouse	6	342	57.0	46.7	0	3	66	0
<b>Team</b>	<b>6</b>	<b>342</b>	<b>57.0</b>	<b>46.7</b>	<b>0</b>	<b>3</b>	<b>66</b>	<b>0</b>
<b>Opponents</b>	<b>6</b>	<b>309</b>	<b>51.5</b>	<b>41.2</b>	<b>0</b>	<b>5</b>	<b>69</b>	<b>0</b>

Punt Returns	Ret	FC	Yds	Avg	Long	TD
Philips	4	2	62	15.5	46	0
<b>Team</b>	<b>4</b>	<b>2</b>	<b>62</b>	<b>15.5</b>	<b>46</b>	<b>0</b>
<b>Opponents</b>	<b>5</b>	<b>1</b>	<b>62</b>	<b>12.4</b>	<b>22</b>	<b>0</b>

Kickoff Returns	No.	Yds	Avg	Long	TD
Cannon	2	33	16.5	19	0
<b>Team</b>	<b>2</b>	<b>33</b>	<b>16.5</b>	<b>19</b>	<b>0</b>
<b>Opponents</b>	<b>2</b>	<b>41</b>	<b>20.5</b>	<b>24</b>	<b>0</b>

Field Goals	1-19	20-29	30-39	40-49	50+
Bullock	0/0	1/1	0/0	1/2	0/0
<b>Team</b>	<b>0/0</b>	<b>1/1</b>	<b>0/0</b>	<b>1/2</b>	<b>0/0</b>
<b>Opponents</b>	<b>0/0</b>	<b>0/0</b>	<b>0/0</b>	<b>0/0</b>	<b>0/0</b>

Bullock: (46G,23G,47N)

Passing	Att	Cmp	Yds	Cmp%	Yds/Att	TD	TD%	Int	Int%	Long	Sack/Lost	Rating
Tannehill	33	20	266	60.6	8.06	2	6.1	0	0.0	31	1/0	106.4
<b>Team</b>	<b>33</b>	<b>20</b>	<b>266</b>	<b>60.6</b>	<b>8.06</b>	<b>2</b>	<b>6.1</b>	<b>0</b>	<b>0.0</b>	<b>31</b>	<b>1/0</b>	<b>106.4</b>
<b>Opponents</b>	<b>21</b>	<b>17</b>	<b>188</b>	<b>81.0</b>	<b>8.95</b>	<b>2</b>	<b>9.5</b>	<b>1</b>	<b>4.8</b>	<b>65t</b>	<b>5/32</b>	<b>115.9</b>



## 2022 TENNESSEE TITANS REGULAR SEASON DEFENSIVE STATISTICS

PLAYER	TACKLES			SACKS				INTERCEPTIONS					FUMBLES			
	Tot	Solo	Asst	Sk	Yds			QB	TFL	No	Yds	Lg	TD	PD	FF	FR
Byard, Kevin	12	8	4	0.0	0.0	0	0	0	0	0	0	0	0	0	0	0
Long Jr., David	8	5	3	0.0	0.0	2	1	0	0	0	0	0	0	0	0	0
Cunningham, Zach	6	5	1	0.0	0.0	0	0	0	0	0	0	0	0	0	0	0
Fulton, Kristian	6	5	1	0.0	0.0	0	0	0	0	0	0	0	1	0	0	0
Simmons, Jeffery	6	4	2	2.0	19.0	6	2	0	0	0	0	0	1	0	0	0
Amadi, Ugo	5	4	1	0.0	0.0	0	0	0	0	0	0	0	0	0	0	0
Hooker, Amani	4	3	1	0.0	0.0	0	0	1	0	0	0	1	0	0	0	0
Weaver, Rashad	4	3	1	2.0	7.0	3	2	0	0	0	0	0	0	0	0	0
Autry, Denico	4	2	2	0.0	0.0	2	0	0	0	0	0	0	0	0	0	0
Strong, Kevin	3	2	1	0.0	0.0	3	0	0	0	0	0	1	0	0	0	0
McCreary, Roger	2	1	1	0.0	0.0	0	0	0	0	0	0	0	0	0	0	0
Tart, Teair	2	1	1	0.0	0.0	2	0	0	0	0	0	0	0	0	0	0
Dupree, Bud	1	1	0	1.0	6.0	6	1	0	0	0	0	0	0	1	0	0
Farley, Caleb	1	1	0	0.0	0.0	0	0	0	0	0	0	0	0	0	0	0
Kalu, Joshua	1	1	0	0.0	0.0	0	0	0	0	0	0	0	0	0	0	0
Walker, DeMarcus	1	1	0	0.0	0.0	0	0	0	0	0	0	0	0	0	0	0
Adeniyi, Ola	0	0	0	0.0	0.0	1	0	0	0	0	0	0	0	0	0	0
Hand, Da'Shawn	0	0	0	0.0	0.0	1	0	0	0	0	0	0	0	0	0	0
Total	66	47	19	5.0	32.0	26	6	1	0	0	0	2	2	1	0	0

## TITANS SPECIAL TEAMS STATISTICS

PLAYER	TACKLES			FUMBLES		BLOCKS		
	Tot	Solo	Asst	FF	FR	PAT	FG	PUNT
Avery, Tre	3	0	3	0	0	0	0	0
Hilliard, Dontrell	2	1	1	0	0	0	0	0
Cannon, Trenton	2	0	2	0	0	0	0	0
Cole, Dylan	1	1	0	0	0	0	0	0
Cunningham, Zach	1	1	0	0	0	0	0	0
Hollister, Cody	1	1	0	0	0	0	0	0
Jones, Joe	1	0	1	0	0	0	0	0
<b>TEAM TOTALS:</b>	<b>11</b>	<b>4</b>	<b>7</b>	<b>0</b>	<b>0</b>	<b>0</b>	<b>0</b>	<b>0</b>

## MISCELLANEOUS STATISTICS

PLAYER	TACKLES			FUMBLES	
	Tot	Solo	Asst	FF	FR
Henry, Derrick	0	0	0	0	1
<b>TEAM TOTALS:</b>	<b>0</b>	<b>0</b>	<b>0</b>	<b>0</b>	<b>1</b>

## Legend:

Tot . . . . . Total Tackles

Solo . . . . . Unassisted Tackles

Asst. . . . . Assisted Tackles

Sk . . . . . Quarterback Sacks

Yds . . . . . Yards Lost on Sack

QB . . . . . Quarterback Pressure

TFL . . . . . Tackle for Loss

Int . . . . . Interceptions

Yds . . . . . Interception Return Yards

TD . . . . . Interceptions Return Touchdowns

PD . . . . . Passes Defensed

FF . . . . . Forced Fumble

FR . . . . . Fumble Recoveries

Yds . . . . . Yards on Fumble Returns

## 2022 BUFFALO BILLS REGULAR SEASON STATISTICS



WON 1, LOST 0

09/08 W 31-10	at L.A. Rams	73,846
09/19	Tennessee	
09/25	at Miami	
10/02	at Baltimore	
10/09	Pittsburgh	
10/16	at Kansas City	
10/30	Green Bay	
11/06	at N.Y. Jets	
11/13	Minnesota	
11/20	Cleveland	
11/24	at Detroit	
12/01	at New England	
12/11	N.Y. Jets	
12/18	Miami	
12/24	at Chicago	
01/02	at Cincinnati	
01/08	New England	

	Buff.	Opp.
TOTAL FIRST DOWNS	23	19
Rushing	7	3
Passing	15	14
Penalty	1	2
3rd Down: Made/Att	9/10	6/13
3rd Down Pct.	90.0	46.2
4th Down: Made/Att	0/0	2/3
4th Down Pct.	0.0	66.7
POSSESSION AVG.	31:14	28:46
TOTAL NET YARDS	413	243
Avg. Per Game	413.0	243.0
Total Plays	58	66
Avg. Per Play	7.1	3.7
NET YARDS RUSHING	121	52
Avg. Per Game	121.0	52.0
Total Rushes	25	18
NET YARDS PASSING	292	191
Avg. Per Game	292.0	191.0
Sacked/Yards Lost	2/5	7/49
Gross Yards	297	240
Att./Completions	31/26	41/29
Completion Pct.	83.9	70.7
Had Intercepted	2	3
PUNTS/AVERAGE	0/0.0	4/45.3
NET PUNTING AVG.	0/0.0	4/40.0
PENALTIES/YARDS	5/35	4/30
FUMBLES/BALL LOST	2/2	1/0
TOUCHDOWNS	4	1
Rushing	1	0
Passing	3	1
Returns	0	0

* SCORE BY PERIODS	Q1	Q2	Q3	Q4	OT	PTS		
TEAM	7	3	7	14	0	31		
OPPONENTS	0	10	0	0	0	10		
* SCORING	TD-Ru	Pa	Rt	K-PAT	FG	S	PTS	
Bass	0	0	0	0	4/ 4	1/ 1	0	7
Allen	1	1	0	0			0	6
Davis	1	0	1	0			0	6
Diggs	1	0	1	0			0	6
McKenzie	1	0	1	0			0	6
TEAM	4	1	3	0	4/ 4	1/ 1	0	31
OPPONENTS	1	0	1	0	1/ 1	1/ 1	0	10

2-Pt Conv: TM 0-0, OPP 0-0

SACKS: V. Miller 2, Epenesa 1.5,

Phillips 1.5, Basham Jr. 1, Rousseau 1, TM 7, OPP 2

FUM/LOST: Cook 1/1, Moss 1/1

* PASSING	Att	Cmp	Yds	Cmp%	Yds/Att	TD	TD%	Int	Int%	Long	Sack/Lost	Rating
Allen	31	26	297	83.9	9.58	3	9.7	2	6.5	53t	2/5	112.0
TEAM	31	26	297	83.9	9.58	3	9.7	2	6.5	53t	2/5	112.0
OPPONENTS	41	29	240	70.7	5.85	1	2.4	3	7.3	28	7/49	63.1

* RUSHING	No.	Yds	Avg	Long	TD			
Allen	10	56	5.6	13	1			
Singletary	8	48	6.0	13	0			
Moss	6	15	2.5	8	0			
Cook	1	2	2.0	2	0			
TEAM	25	121	4.8	13	1			
OPPONENTS	18	52	2.9	18	0			
* RECEIVING	No.	Yds	Avg	Long	TD			
Diggs	8	122	15.3	53t	1			
Moss	6	21	3.5	8	0			
Davis	4	88	22.0	47	1			
Crowder	3	28	9.3	11	0			
McKenzie	2	19	9.5	12	1			
Singletary	2	14	7.0	8	0			
Knox	1	5	5.0	5	0			
TEAM	26	297	11.4	53t	3			
OPPONENTS	29	240	8.3	28	1			
* INTERCEPTIONS	No.	Yds	Avg	Long	TD			
Basham Jr.	1	21	21.0	21	0			
Poyer	1	6	6.0	6	0			
Jackson	1	2	2.0	2	0			
TEAM	3	29	9.7	21	0			
OPPONENTS	2	5	2.5	5	0			
* PUNTING	No.	Yds	Avg	Net	TB	In	Lg	B
TEAM	0	0	---	---	0	0	---	0
OPPONENTS	4	181	45.3	40.0	0	2	58	0
* PUNT RETURNS	Ret	FC	Yds	Avg	Long	TD		
Crowder	1	3	21	21.0	21	0		
TEAM	1	3	21	21.0	21	0		
* KICKOFF RETURNS	No.	Yds	Avg	Long	TD			
OPPONENTS	4	67	16.8	21	0			
* FIELD GOALS	1-19	20-29	30-39	40-49	50+			
Bass	0/ 0	0/ 0	0/ 0	1/ 1	0/ 0			
TEAM	0/ 0	0/ 0	0/ 0	1/ 1	0/ 0			
OPPONENTS	0/ 0	0/ 0	0/ 0	0/ 0	1/ 1			
Bass: (41G)								
OPP: (57G)								

GAME PREVIEW

TEAM NOTES

PLAYER NOTES

MEDIA

STATISTICS

ROSTERS



## REGULAR SEASON: THE LAST TIME THE TENNESSEE TITANS ...

## GAMES WON

WON BY SCORING IN THE LAST TWO MINUTES OF REGULATION

**By Titans**—Randy Bullock 44-yard FG (0:04 remaining) vs. San Francisco, 12/23/21 (W)

**By Opponents**—Chris Myarick 1-yard TD reception and Saquon Barkley 2-point conversion (1:06 remaining), vs. N.Y. Giants, 9/11/22 (L)

WON OVERTIME GAME

**By Titans**—Tennessee 34, at Indianapolis 31, 10/31/21 (W)

**By Opponents**—at N.Y. Jets 27, Tennessee 24, 10/3/21 (L)

WON BY 20 OR MORE POINTS

**By Titans**—at Tennessee 34, Miami 3, 1/2/22 (W)

**By Opponents**—Tennessee 13, at New England 36, 11/28/21 (L)

WON BY SHUTOUT

**By Titans**—at Tennessee 20, Jacksonville 0, 12/12/21 (W)

**By Opponents**—at Denver 16, Tennessee 0, 10/13/19 (L)

## TEAM SCORING

SCORED 50 POINTS

**By Titans**—*Never in Titans era (since 1999)*

**By Oilers**—Houston 58, vs. Cleveland 14, 12/9/90 (W)

**By Opponents**—at Houston 57, Tennessee 14, 10/1/17 (L)

SCORED 40 POINTS

**By Titans**—at Houston 38, Tennessee 41, 1/3/21 (W)

**By Opponents**—Tennessee 14, at Green Bay 40, 12/27/20 (L)

SCORED 20 POINTS IN A QUARTER

**By Titans**—21 points in second quarter, at Houston, 1/9/22 (W)

**By Opponents**—21 points in second quarter, at Seattle, 9/19/21 (W)

SCORED 30 POINTS IN A HALF

**By Titans**—35 points in first half, at Indianapolis, 11/29/20 (W)

**By Opponents**—38 points in first half, vs. Cleveland, 12/6/20 (L)

SCORED TOUCHDOWNS ON OFFENSE, DEFENSE AND SPECIAL TEAMS

**By Titans**—One rushing, two interception returns, two punt returns, vs. Jacksonville, 12/30/12 (W)

**By Opponents**—Four passing, one interception return, two punt returns, at Oakland, 9/29/02 (L)

SCORED A TOUCHDOWN ON FIRST OFFENSIVE POSSESSION

**By Titans**—Dontrell Hilliard 7-yard reception, vs. N.Y. Giants, 9/11/22 (L)

**By Opponents**—Jeff Wilson Jr. 1-yard run, vs. San Francisco, 12/23/21 (W)

## TEAM YARDAGE TOTALS

500 TOTAL NET YARDS

**By Titans**—at Seattle (532 yards), 9/19/21 (W)

**By Opponents**—vs. Kansas City (530 yards), 11/10/19 (W)

400 TOTAL NET YARDS

**By Titans**—at Houston (405 yards), 1/9/22 (W)

**By Opponents**—vs. Buffalo (417 yards), 10/18/21 (W)

## TEAM DEFENSE

HELD OPPONENT WITHOUT A TOUCHDOWN

**By Titans**—at Tennessee 34, Miami 3, 1/2/22 (W)

**By Opponents**—at Denver 16, Tennessee 0, 10/13/19 (L)

HELD OPPONENT TO 200 OR FEWER NET YARDS OF OFFENSE

**By Titans**—at Pittsburgh (168 yards), 12/19/21 (L)

**By Opponents**—at L.A. Rams (194 net yards), 11/7/21 (W)

HELD OPPONENT TO 50 OR FEWER YARDS RUSHING

**By Titans**—at Pittsburgh (35 yards), 12/19/21 (L)

**By Opponents**—at Denver (39 yards), 10/13/19 (L)

HELD OPPONENT TO 100 OR FEWER NET YARDS PASSING

**By Titans**—at Miami (78 net yards), 10/8/17 (L)

**By Opponents**—at New England (85 net yards), 11/28/21 (L)

SEVEN OR MORE SACKS BY TEAM

**By Titans**—at Arizona (8 sacks), 12/10/17 (L)

**By Opponents**—at N.Y. Jets (7 sacks), 10/3/21 (L)

SIX OR MORE SACKS BY TEAM

**By Titans**—at Arizona (8 sacks), 12/10/17 (L)

**By Opponents**—at N.Y. Jets (7 sacks), 10/3/21 (L)

FIVE OR MORE SACKS BY TEAM

**By Titans**—vs. N.Y. Giants (5 sacks), 9/11/22 (L)

**By Opponents**—at N.Y. Jets (7 sacks), 10/3/21 (L)

FORCED FIVE OR MORE OPPONENT TURNOVERS

**By Titans**—vs. N.Y. Jets (4 interceptions, 1 fumble), 12/17/12 (W)

**By Opponents**—vs. Houston (4 interceptions, 1 fumble), 11/21/21 (L)

FORCED FOUR OR MORE OPPONENT TURNOVERS

**By Titans**—vs. Jacksonville (4 interceptions, 0 fumbles), 12/12/21 (W)

**By Opponents**—at Pittsburgh (1 interception, 3 fumbles), 12/19/21 (L)

## SPECIAL TEAMS

KICKOFF RETURNED FOR TOUCHDOWN

**By Titans**—A.J. Brown (42 yards) at Indianapolis, 11/29/20 (W)

**By Opponents**—Jakeem Grant (102 yards) at Miami, 9/9/18 (L)

OPENING KICKOFF RETURNED FOR TOUCHDOWN

**By Titans**—Derrick Mason (101 yards) at Cincinnati, 11/18/01 (W)

**By Opponents**—Josh Huff (107 yards) at Philadelphia, 11/23/14 (L)

PUNT RETURNED FOR TOUCHDOWN

**By Titans**—Darius Reynaud (twice—69 yards and 81 yards) vs. Jacksonville, 12/30/12 (W)

**By Opponents**—Jakeem Grant (74 yards) at Miami, 10/9/16 (W)

FIELD GOAL BLOCKED

**By Titans**—Denico Autry vs. Miami (Jason Sanders), 1/2/22 (W)

**By Opponents**—Justin Reid, vs. Houston (Stephen Gostkowski), 10/18/20 (W)

FIELD GOAL BLOCKED, RETURNED FOR TD

**By Titans**—Tye Smith (63 yards) at Indianapolis (Adam Vinatieri's FG blocked by Dane Cruikshank), 12/1/19 (W)

**By Opponents**—Rob Morris (68 yards) at Indianapolis (Gary Anderson's FG blocked by Montae Reagor), 12/5/04 (L)

PUNT BLOCKED

**By Titans**—Tim Shaw vs. Pittsburgh (Drew Butler), 10/11/12 (W)

**By Opponents**—E.J. Speed, vs. Indianapolis (Trevor Daniel), 11/12/20 (L)

PUNT BLOCKED AND RETURNED FOR TD

**By Titans**—Jason McCourty vs. Indianapolis (Pat McAfee's punt blocked by Patrick Bailey and recovered in end zone by McCourty), 10/30/11 (W)

**By Opponents**—T.J. Carrie (6 yards), vs. Indianapolis (Trevor Daniel's punt blocked by E.J. Speed), 11/12/20 (L)

FIVE FIELD GOALS

**By Titans**—Stephen Gostkowski (6) at Minnesota, 9/27/20 (W)

**By Opponents**—Nick Folk (5), at New England, 11/28/21 (L)

FOUR FIELD GOALS

**By Titans**—Randy Bullock at Seattle, 9/19/21 (W)

**By Opponents**—Chris Boswell, at Pittsburgh, 12/19/21 (L)

THREE FIELD GOALS

**By Titans**—Randy Bullock (3) vs. New Orleans, 11/14/21 (W)

**By Opponents**—Chris Boswell (4), at Pittsburgh, 12/19/21 (L)

## REGULAR SEASON: THE LAST TIME THE TENNESSEE TITANS ...

**SUCCESSFUL ONSIDE KICK**

**By Titans**—Rob Bironas kicks and Daimion Stafford recovers, vs. Arizona, 12/15/13 (L)

**By Opponents**—Connor Barth kicks and Adrian Amos recovers, at Chicago, 11/27/16 (W)

**MISSED PAT**

**By Titans**—Randy Bullock, at New England, 11/28/21 (L)

**By Opponents**—Ka'imi Fairbairn, vs. Houston, 11/21/21 (L)

**TWO-POINT CONVERSIONS****TWO-POINT CONVERSION MADE**

**By Titans**—MyCole Pruitt (pass from Ryan Tannehill) at N.Y. Jets, 10/3/21 (L)

**By Opponents**—Saquon Barkley (pass from Daniel Jones), vs. N.Y. Giants, 9/11/22 (L)

**TWO-POINT CONVERSION FAILED**

**By Titans**—vs. Cleveland (run failed), 12/6/20 (L)

**By Opponents**—vs. N.Y. Giants (run failed), 9/11/22 (L)

**INDIVIDUAL OFFENSIVE PERFORMANCES****INDIVIDUAL WITH 200 SCRIMMAGE YARDS**

**By Titans**—Derrick Henry (237 yards) at Seattle, 9/19/21 (W)

**By Opponents**—Todd Gurley (276 yards), vs. Los Angeles Rams, 12/24/17 (L)

**RUSHING TOUCHDOWN AND RECEIVING TOUCHDOWN**

**By Titans**—Derrick Henry (1 rushing, 1 receiving) at Carolina, 11/3/19 (L)

**By Opponents**—Nyheim Hines (1 rushing, 1 receiving), vs. Indianapolis, 11/12/20 (L)

**RUSHING TOUCHDOWN AND PASSING TOUCHDOWN**

**By Titans**—Ryan Tannehill (1 passing, 1 rushing) vs. New Orleans, 11/14/21 (W)

**By Opponents**—Trevor Lawrence (1 passing, 1 rushing), at Jacksonville, 10/10/21 (W)

**INDIVIDUAL RUSHING****200 YARDS RUSHING**

**By Titans**—Derrick Henry (250 yards) at Houston, 1/3/21 (W)

**By Opponents**—Le'Veon Bell (204 yards) vs. Pittsburgh, 11/17/14 (L)

**150 YARDS RUSHING**

**By Titans**—Derrick Henry (157 yards) at N.Y. Jets, 10/3/21 (L)

**By Opponents**—Saquon Barkley (164 yards), vs. N.Y. Giants, 9/11/22 (L)

**100 YARDS RUSHING**

**By Titans**—D'Onta Foreman (132), vs. Miami, 1/2/22 (W)

**By Opponents**—Saquon Barkley (164 yards), vs. N.Y. Giants, 9/11/22 (L)

**CONSECUTIVE 100-YARD RUSHING GAMES**

**By Titans**—Derrick Henry at Seattle (182 yards), 9/19/21 (W); vs. Indianapolis, 9/26/21 (W); at N.Y. Jets, 10/3/21 (L); at Jacksonville, 10/10/21 (W); vs. Buffalo, 10/18/21 (W)

**30 OR MORE CARRIES**

**By Titans**—Derrick Henry (33 att) at N.Y. Jets, 10/3/21 (L)

**By Opponents**—Melvin Gordon (32 carries) at San Diego, 11/6/16 (L)

**RUSHING PLAY OF 80 OR MORE YARDS**

**By Titans**—Derrick Henry (94 yards) vs. Houston, 10/18/20 (W)

**By Opponents**—Lamar Miller (97 yards), at Houston, 11/26/18 (L)

**RUSHING PLAY OF 50 OR MORE YARDS**

**By Titans**—Dontrell Hilliard (68 yards) at New England, 11/28/21 (L)

**By Opponents**—Saquon Barkley (68 yards), vs. N.Y. Giants, 9/11/22 (L)

**THREE TOUCHDOWNS RUSHING**

**By Titans**—Derrick Henry (3) vs. Buffalo, 10/18/21 (W)

**By Opponents**—Corey Dillon (4) at Cincinnati, 12/4/97 (L)

**TWO TOUCHDOWNS RUSHING**

**By Titans**—Derrick Henry (3) vs. Buffalo, 10/18/21 (W)

**By Opponents**—Tyrod Taylor (2), vs. Houston, 11/21/21 (L)

**INDIVIDUAL PASSING****400 YARDS PASSING**

**By Titans**—Ryan Fitzpatrick (402 yards) vs. Arizona, 12/15/13 (L)

**By Opponents**—Patrick Mahomes (446 yards), vs. Kansas City, 11/10/19 (W)

**300 YARDS PASSING**

**By Titans**—Ryan Tannehill (323 yards) vs. Houston, 11/21/21 (L)

**By Opponents**—Davis Mills (301 yards), at Houston, 1/9/22 (W)

**CONSECUTIVE 300-YARD PASSING GAMES**

**By Titans**—Matt Hasselbeck vs. Baltimore (358 yards), 9/18/11 (W), vs. Denver (311 yards), 9/25/11 (W)

**FIVE TOUCHDOWN PASSES**

**By Titans**—Steve McNair vs. Jacksonville, 12/26/99 (W)

**By Opponents**—Blake Bortles vs. Jacksonville, 12/6/15 (W)

**FOUR TOUCHDOWN PASSES**

**By Titans**—Ryan Tannehill at Houston, 1/9/22 (W)

**By Opponents**—Kyler Murray, vs. Arizona, 9/12/21 (L)

**50 OR MORE PASS ATTEMPTS**

**By Titans**—Ryan Tannehill (52 att) vs. Houston, 11/21/21 (L)

**By Opponents**—Carson Wentz (51 att), at Indianapolis, 10/31/21 (W)

**40 OR MORE PASS ATTEMPTS**

**By Titans**—Ryan Tannehill (52 att) vs. Houston, 11/21/21 (L)

**By Opponents**—Trevor Lawrence (40 att), vs. Jacksonville, 12/12/21 (W)

**30 OR MORE COMPLETIONS**

**By Titans**—Ryan Tannehill (35 comp) vs. Houston, 11/21/21 (L)

**By Opponents**—Matthew Stafford (31 comp), at L.A. Rams, 11/7/21 (W)

**NO SACKS ALLOWED**

**By Titans**—vs. Buffalo, 10/18/21 (W)

**By Opponents**—vs. Houston, 11/21/21 (L)

**COMPLETION OF 80 OR MORE YARDS**

**By Titans**—Ryan Tannehill (91 yards) at Oakland, 12/8/19 (W)

**By Opponents**—Jared Goff (80 yards), vs. Los Angeles Rams, 12/24/17 (L)

**COMPLETION OF 50 OR MORE YARDS**

**By Titans**—Ryan Tannehill (50 yards) vs. New Orleans, 11/14/21 (W)

**By Opponents**—Daniel Jones (65 yards), vs. N.Y. Giants, 9/11/22 (L)

**INDIVIDUAL RECEIVING****200 YARDS RECEIVING**

**By Titans**—Kenny Britt (225 yards) vs. Philadelphia, 10/24/10 (W)

**By Opponents**—DeAndre Hopkins (238 yards) at Houston, 11/30/14 (L)

**150 YARDS RECEIVING**

**By Titans**—A.J. Brown (155 yards) at Indianapolis, 10/31/21 (W)

**By Opponents**—Deebo Samuel (159 yards), vs. San Francisco, 12/23/21 (W)

**100 YARDS RECEIVING**

**By Titans**—A.J. Brown (145 yards) vs. San Francisco, 12/23/21 (W)

**By Opponents**—Danny Amendola (113 yards), at Houston, 1/9/22 (W)

**CONSECUTIVE 100-YARD RECEIVING GAMES**

**By Titans**—A.J. Brown vs. Kansas City (133 yards), 10/24/21 (W), at Indianapolis (155 yards), 10/31/21 (W)

**10 OR MORE RECEPTIONS**

**By Titans**—A.J. Brown (11 rec.) vs. San Francisco, 12/23/21 (W)

**By Opponents**—Cooper Kupp (11 rec.), at L.A. Rams, 11/7/21 (W)



## REGULAR SEASON: THE LAST TIME THE TENNESSEE TITANS ...

**RECEPTION OF 80 OR MORE YARDS**

**By Titans**—A.J. Brown (91 yards) at Oakland, 12/8/19 (W)

**By Opponents**—Todd Gurley (80 yards), vs. Los Angeles Rams, 12/24/17 (L)

**RECEPTION OF 50 OR MORE YARDS**

**By Titans**—Marcus Johnson (50 yards) vs. New Orleans, 11/14/21 (W)

**By Opponents**—Sterling Shepard (65 yards), vs. N.Y. Giants, 9/11/22 (L)

**THREE TOUCHDOWN RECEPTIONS**

**By Titans**—Kenny Britt vs. Philadelphia, 10/24/10 (W)

**By Opponents**—Davante Adams, at Green Bay, 12/27/20 (L)

**TWO TOUCHDOWN RECEPTIONS**

**By Titans**—Dontrell Hilliard vs. N.Y. Giants, 9/11/22 (L)

**By Opponents**—Danny Amendola, at Houston, 1/9/22 (W)

**COMBINED OFFENSIVE PERFORMANCES BY TEAMMATES****100-YARD RUSHER AND 100-YARD RECEIVER IN A GAME**

**By Titans**—Derrick Henry (182 rush.) and Julio Jones (128 rec.) at Seattle, 9/19/21 (W)

**By Opponents**—AJ Dillon (124 rush.) and Davante Adams (142 rec.), at Green Bay, 12/27/20 (L)

**By One Player (Opponent)**—Todd Gurley (118 rush. and 158 receiving), vs. Los Angeles Rams, 12/24/17 (L)

**100-YARD RUSHER, 100-YARD RECEIVER AND 300-YARD PASSER IN A GAME**

**By Titans**—Derrick Henry (182 rush.), Julio Jones (128 rec.) and Ryan Tannehill (347 pass.) at Seattle, 9/19/21 (W)

**By Opponents**—Todd Gurley (118 rush. and 158 rec.) and Jared Goff (301 pass.), vs. Los Angeles Rams, 12/24/17 (L)

**300-YARD PASSER AND 100-YARD RECEIVER IN A GAME**

**By Titans**—Ryan Tannehill (323 pass.) and Nick Westbrook-Ikhine (107 rec.) vs. Houston, 11/21/21 (L)

**By Opponents**—Davis Mills (301 pass.), Danny Amendola (113 rec.), at Houston, 1/9/22 (W)

**100-YARD RUSHER AND 300-YARD PASSER IN A GAME**

**By Titans**—Derrick Henry (182 rush.) and Ryan Tannehill (347 pass.) at Seattle, 9/19/21 (W)

**By Opponents**—Gardner Minshew II (339 pass.) and James Robinson (102 rush.), vs. Jacksonville, 9/20/20 (W)

**TWO 100-YARD RUSHERS IN A GAME**

**By Titans**—Dontrell Hilliard (131 yards) and D'Onta Foreman (109), at New England, 11/28/21 (L)

**By Opponents**—Arian Foster (115 yards) and Ben Tate (104 yards) vs. Houston, 10/23/11 (L)

**TWO 100-YARD RECEIVERS IN A GAME**

**By Titans**—Justin Hunter (109 yards) and Kendall Wright (103 yards) at Oakland, 11/24/13 (W)

**By Opponents**—Zach Ertz (112 rec.) and Alshon Jeffery (105 rec.), vs. Philadelphia, 9/30/18 (W)

**INDIVIDUAL DEFENSE****INTERCEPTION RETURNED FOR TOUCHDOWN**

**By Titans**—Kevin Byard (24 yards) at L.A. Rams, 11/7/21 (W)

**By Opponents**—Trumaine Johnson (31 yards), vs. New York Jets, 12/2/18 (W)

**FUMBLE RETURNED FOR TOUCHDOWN**

**By Titans**—Kevin Byard (30 yards) at Jacksonville, 10/10/21 (W)

**By Opponents**—Yannick Ngakoue (67 yards) vs. Jacksonville, 12/31/17 (W)

**SAFETY SCORED**

**By Titans**—Browns quarterback Baker Mayfield sacked in end zone by Cameron Wake, at Cleveland, 9/8/19 (W)

**By Opponents**—Ryan Tannehill sacked in end zone by Romeo Okwara vs. Detroit, 12/20/20 (W)

**THREE INTERCEPTIONS**

**By Titans**—Kevin Byard (3) at Cleveland, 10/22/17 (W)

**By Opponents**—Glover Quin (3) at Houston, 11/28/10 (L)

**TWO INTERCEPTIONS**

**By Titans**—Malcolm Butler (2) vs. Buffalo, 10/13/20 (W)

**By Opponents**—Desmond King (2), vs. Houston, 11/21/21 (L)

**THREE SACKS**

**By Titans**—Jeffery Simmons (3.0) at L.A. Rams, 11/7/21 (W)

**By Opponents**—Chandler Jones (5.0), vs. Arizona, 9/12/21 (L)

## POSTSEASON: THE LAST TIME THE TENNESSEE TITANS ...

**GAMES WON (PLAYOFFS)****WON BY SCORING IN THE LAST TWO MINUTES OF REGULATION**

**By Titans**—Gary Anderson 46-yard field goal with 0:29 remaining, at Baltimore, 1/3/04 (W)

**By Opponents**—Evan McPherson 52-yard field goal with 0:00 remaining, vs. Cincinnati, 1/22/22 (L)

**WON OVERTIME GAME**

**By Titans**—Tennessee 34, vs. Pittsburgh 31, 1/11/03 (W)

**By Opponents**—at Buffalo 41, Houston 38, 1/3/93 (L)

**WON BY 20 OR MORE POINTS**

**By Titans/Oilers**—Never Happened

**By Opponents**—at New England 35, Tennessee 14, 1/13/18 (L)

**WON BY SHUTOUT**

**By Titans/Oilers**—Never Happened

**By Opponents**—Never Happened

**TEAM SCORING (PLAYOFFS)****SCORED 50 POINTS**

**By Titans/Oilers**—Never Happened

**By Opponents**—at Oakland 56, Houston 7, 12/21/69 (L)

**SCORED 40 POINTS**

**By Titans/Oilers**—Never Happened

**By Opponents**—at Oakland 41, Tennessee 24, 1/19/03 (L)

**SCORED 20 POINTS IN A QUARTER**

**By Titans**—Never in Titans era (since 1999)

**By Oilers**—21 points in second quarter, at Buffalo, 1/3/93 (L)

**By Opponents**—21 points in second quarter, at New England, 1/13/18 (L)

**SCORED 30 POINTS IN A HALF**

**By Titans/Oilers**—Never Happened

**By Opponents**—35 points in second half, at Buffalo, 1/3/93 (L)

**SCORED TOUCHDOWNS ON OFFENSE, DEFENSE AND SPECIAL TEAMS**

**By Titans/Oilers**—Never Happened

**By Opponents**—Never Happened

**SCORED A TOUCHDOWN ON FIRST OFFENSIVE POSSESSION**

**By Titans**—Anthony Firkser 12-yard pass from Ryan Tannehill, at New England, 1/4/20 (W)

**By Opponents**—Bethel Johnson 41-yard pass from Tom Brady, at New England, 1/10/04 (L)

**TEAM YARDAGE TOTALS (PLAYOFFS)****500 TOTAL NET YARDS**

**By Titans/Oilers**—Never Happened

**By Opponents**—at Baltimore (530 yards), 1/11/20 (W)

**400 TOTAL NET YARDS**

**By Titans**—vs. Pittsburgh (430 yards), 1/11/03 (W)

**By Opponents**—vs Baltimore (401 yards), 1/10/21 (L)

## POSTSEASON: THE LAST TIME THE TENNESSEE TITANS ...

## TEAM DEFENSE (PLAYOFFS)

HELD OPPONENT WITHOUT A TOUCHDOWN

By Titans—Never in Titans era (since 1999)

By Oilers—Houston 10, at San Diego 3, 12/24/61 (W)

By Opponents—at San Diego 17, Tennessee 6, 1/6/08 (L)

HELD OPPONENT TO 200 OR FEWER NET YARDS OF OFFENSE

By Titans—vs. Baltimore (134 net yards), 1/7/01 (L)

By Opponents—vs. Buffalo (194 net yards), 1/8/00 (W)

HELD OPPONENT TO 50 OR FEWER YARDS RUSHING

By Titans—vs. Baltimore (50 yards), 1/10/09 (L)

By Opponents—vs. Kansas City (39 yards), 1/16/94 (L)

HELD OPPONENT TO 100 OR FEWER NET YARDS PASSING

By Titans—vs. Buffalo (97 net yards), 1/8/00 (W)

By Opponents—at Baltimore (83 net yards), 1/11/20 (W)

SEVEN OR MORE SACKS BY TEAM

By Titans/Oilers—vs. Cincinnati (9 sacks), 1/22/22 (L)

By Opponents—at New England (8 sacks), 1/13/18 (L)

## SPECIAL TEAMS (PLAYOFFS)

KICKOFF RETURNED FOR TOUCHDOWN

By Titans—Derrick Mason (80 yards) at Jacksonville, 1/23/00 (W)

By Opponents—Never Happened

RETURNED OPENING KICKOFF FOR TOUCHDOWN

By Titans/Oilers—Never Happened

By Opponents—Never Happened

PUNT RETURNED FOR TOUCHDOWN

By Titans/Oilers—Never Happened

By Opponents—Never Happened

FIELD GOAL BLOCKED

By Titans/Oilers—Never Happened

By Opponents—Richard Seymour at New England (Gary Anderson), 1/10/04 (L)

FIELD GOAL BLOCKED, RETURNED FOR TD

By Titans/Oilers—Never Happened

By Opponents—Anthony Mitchell (90 yards) vs. Baltimore (Al Del Greco's FG blocked by Keith Washington), 1/7/01 (L)

PUNT BLOCKED

By Titans—Chris Coleman vs. Baltimore (Kyle Richardson, twice), 1/7/01 (L)

By Opponents—Jerry Olsavsky vs. Pittsburgh (Greg Montgomery), 12/31/89 (L)

PUNT BLOCKED AND RETURNED FOR TD

By Titans/Oilers—Never Happened

By Opponents—Never Happened

FIVE FIELD GOALS

By Titans/Oilers—Never Happened

By Opponents—Never Happened

FOUR FIELD GOALS

By Titans—Al Del Greco at Indianapolis, 1/16/00 (W)

By Opponents—Evan McPherson, vs. Cincinnati, 1/22/22 (L)

THREE FIELD GOALS

By Titans—Al Del Greco (4) at Indianapolis, 1/16/00 (W)

By Opponents—Evan McPherson (4), vs. Cincinnati, 1/22/22 (L)

MISSED PAT (KICK)

By Titans/Oilers—Never Happened

By Opponents—David Treadwell (Wide Left) at Denver, 1/4/92 (L)

## TWO-POINT CONVERSIONS (PLAYOFFS)

TWO-POINT CONVERSION MADE

By Titans/Oilers—Never Happened

By Opponents—Plaxico Burress (pass from Hines Ward) vs. Pittsburgh, 1/11/03 (W)

TWO-POINT CONVERSION FAILED

By Titans—vs. Cincinnati (run failed), 1/22/22 (L)

By Opponents—at Baltimore (pass failed), 1/11/20 (W)

## INDIVIDUAL OFFENSIVE PERFORMANCES (PLAYOFFS)

INDIVIDUAL WITH 200 SCRIMMAGE YARDS

By Titans—Derrick Henry (202 yards) at Baltimore, 1/11/20 (W)

By Opponents—Never Happened

RUSHING TOUCHDOWN AND RECEIVING TOUCHDOWN

By Titans—Never in Titans era (since 1999)

By Oilers—Allen Pinkett at Cleveland, 12/24/88 (W)

By Opponents—James White at New England, 1/13/18 (L)

RUSHING TOUCHDOWN AND PASSING TOUCHDOWN

By Titans—Ryan Tannehill at Baltimore, 1/11/20 (W)

By Opponents—Patrick Mahomes at Kansas City, 1/19/20 (L)

## INDIVIDUAL RUSHING (PLAYOFFS)

200 YARDS RUSHING

By Titans/Oilers—Never Happened

By Opponents—Never Happened

150 YARDS RUSHING

By Titans—Derrick Henry (195 yards) at Baltimore, 1/11/20 (W)

By Opponents—Paul Lowe (165 yards) vs. Los Angeles Chargers, 1/1/61 (W)

100 YARDS RUSHING

By Titans—Derrick Henry (195 yards) at Baltimore, 1/11/20 (W)

By Opponents—Lamar Jackson (136 yards), vs. Baltimore, 1/10/21 (L)

CONSECUTIVE 100-YARD RUSHING GAMES

By Titans—Derrick Henry at New England (182 yards), 1/4/20 (W), at Baltimore (195 yards), 1/11/20 (W)

30 OR MORE CARRIES

By Titans—Derrick Henry (30) at Baltimore, 1/11/20 (W)

By Opponents—Never Happened

RUSHING PLAY OF 80 OR MORE YARDS

By Titans/Oilers—Never Happened

By Opponents—Never Happened

RUSHING PLAY OF 50 OR MORE YARDS

By Titans—Derrick Henry (66 yards) at Baltimore, 1/11/20 (W)

By Opponents—Never Happened

THREE TOUCHDOWNS RUSHING

By Titans/Oilers—Never Happened

By Opponents—Never Happened

TWO TOUCHDOWNS RUSHING

By Titans—Steve McNair at Oakland, 1/19/03 (L)

By Opponents—Antowain Smith vs. Buffalo, 1/8/00 (W)

## INDIVIDUAL PASSING (PLAYOFFS)

400 YARDS PASSING

By Titans/Oilers—Never Happened

By Opponents—Kurt Warner (414 yards) vs. St. Louis, 1/30/00 (L)

300 YARDS PASSING

By Titans—Steve McNair (338 yards) vs. Pittsburgh, 1/11/03 (W)

By Opponents—Joe Burrow (348 yards), vs. Cincinnati, 1/22/22 (L)

CONSECUTIVE 300-YARD PASSING GAMES

Playoffs:

By Titans/Oilers—Never Happened



## POSTSEASON: THE LAST TIME THE TENNESSEE TITANS ...

### FIVE TOUCHDOWN PASSES

**By Titans/Oilers**—Never Happened

**By Opponents**—Daryle Lamonica (6) at Oakland, 12/21/69 (L)

### FOUR TOUCHDOWN PASSES

**By Titans**—Never in Titans era (since 1999)

**By Oilers**—Warren Moon at Buffalo, 1/3/93 (L)

**By Opponents**—Frank Reich at Buffalo, 1/3/93 (L)

### 50 OR MORE PASS ATTEMPTS

**By Titans**—Never in Titans era (since 1999)

**By Oilers**—Warren Moon (50 att) at Buffalo, 1/3/93 (L)

**By Opponents**—Lamar Jackson (59 att), at Baltimore, 1/11/20 (W)

### 40 OR MORE PASS ATTEMPTS

**By Titans**—Kerry Collins (42 att) vs. Baltimore, 1/10/09 (L)

**By Opponents**—Lamar Jackson (59 att), at Baltimore, 1/11/20 (W)

### 30 OR MORE COMPLETIONS

**By Titans**—Never in Titans era (since 1999)

**By Oilers**—Warren Moon (32 comp) vs. Kansas City, 1/16/94 (L)

**By Opponents**—Lamar Jackson (31 comp), at Baltimore, 1/11/20 (W)

### NO SACKS ALLOWED

**By Titans**—at Baltimore, 1/3/04 (W)

**By Opponents**—at New England, 1/4/20 (W)

### COMPLETION OF 80 OR MORE YARDS

**By Titans/Oilers**—Never Happened

**By Opponents**—Never Happened

### COMPLETION OF 50 OR MORE YARDS

**By Titans**—Never in Titans era (since 1999)

**By Oilers**—Dan Pastorini (71 yards) at New England, 12/31/78 (L)

**By Opponents**—Joe Burrow (57 yards), vs. Cincinnati, 1/22/22 (L)

## INDIVIDUAL RECEIVING (PLAYOFFS)

### 200 YARDS RECEIVING

**By Titans/Oilers**—Never Happened

**By Opponents**—Never Happened

### 150 YARDS RECEIVING

**By Titans/Oilers**—Never Happened

**By Opponents**—Isaac Bruce (162 yards) vs. St. Louis, 1/30/00 (L)

### 100 YARDS RECEIVING

**By Titans**—A.J. Brown (142 yards) vs. Cincinnati, 1/22/22 (L)

**By Opponents**—Ja'Marr Chase (109 yards), vs. Cincinnati, 1/22/22 (L)

### CONSECUTIVE 100-YARD RECEIVING GAMES

**By Titans**—Never in Titans era (since 1999)

**By Oilers**—Ernest Givins at Denver (111 yards), 1/4/92 (L), at Buffalo (117 yards), 1/3/93 (L)

### 10 OR MORE RECEPTIONS

**By Titans**—Justin Gage (11 rec.) vs. Baltimore, 1/10/09 (L)

**By Opponents**—Danny Amendola (11 rec.) at New England, 1/13/18 (L)

### RECEPTION OF 80 OR MORE YARDS

**By Titans/Oilers**—Never Happened

**By Opponents**—Never Happened

### RECEPTION OF 50 OR MORE YARDS

**By Titans**—Never in Titans era (since 1999)

**By Oilers**—Ken Burrough (71 yards) at New England, 12/31/78 (L)

**By Opponents**—Ja'Marr Chase (57 yards), vs. Cincinnati, 1/22/22 (L)

### THREE TOUCHDOWN RECEPTIONS

**By Titans/Oilers**—Never Happened

**By Opponents**—Andre Reed at Buffalo, 1/3/93 (L)

### TWO TOUCHDOWN RECEPTIONS

**By Titans/Oilers**—Corey Davis at New England, 1/13/18 (L)

**By Opponents**—Tyreek Hill, at Kansas City, 1/19/20 (L)

## COMBINED OFFENSIVE PERFORMANCES BY TEAMMATES (PLAYOFFS)

### 100-YARD RUSHER AND 100-YARD RECEIVER IN A GAME

**By Titans/Oilers**—Never Happened

**By Opponents**—Lamar Jackson (136 rush.) and Marquise Brown (109 rec.), vs. Baltimore, 1/10/21 (L)

### 100-YARD RUSHER, 100-YARD RECEIVER AND 300-YARD PASSER IN A GAME

**By Titans/Oilers**—Never Happened

**By Opponents**—Lamar Jackson (143 rush.), Lamar Jackson (365 pass.) and Marquis Brown (126 rec.), at Baltimore, 1/11/20 (W)

### 300-YARD PASSER AND 100-YARD RECEIVER IN A GAME

**By Titans**—Steve McNair (338 pass.) and Frank Wycheck (123 rec.) vs. Pittsburgh, 1/11/03 (W)

**By Opponents**—Joe Burrow (348 pass.) and Ja'Marr Chase (109 rec.), vs. Cincinnati, 1/22/22 (L)

### 100-YARD RUSHER AND 300-YARD PASSER IN A GAME

**By Titans/Oilers**—Never Happened

**By Opponents**—Lamar Jackson (143 rush. and 365 pass.), at Baltimore, 1/11/20 (W)

### TWO 100-YARD RUSHERS IN A GAME

**By Titans/Oilers**—Never Happened

**By Opponents**—Hewitt Dixon (144 yards) and Pete Banaszak (116 yards) at Oakland, 12/31/67 (L)

### TWO 100-YARD RECEIVERS IN A GAME

**By Titans**—Never in Titans era (since 1999)

**By Oilers**—Mike Barber (112 yards) and Ken Burrough (103 yards) at Miami, 12/24/78 (W)

**By Opponents**—Chris Chambers (121 yards) and Vincent Jackson (114 yards) at San Diego, 1/6/08 (L)

## INDIVIDUAL DEFENSE (PLAYOFFS)

### INTERCEPTION RETURNED FOR TOUCHDOWN

**By Titans**—Logan Ryan (9 yards) at New England, 1/4/20 (W)

**By Opponents**—Will Demps (56 yards), at Baltimore, 1/3/04 (W)

### FUMBLE RETURNED FOR TOUCHDOWN

**By Titans/Oilers**—Never Happened

**By Opponents**—Never Happened

### SAFETY SCORED

**By Titans**—Josh Evans and Jason Fisk (sacked Mark Brunell), at Jacksonville, 1/23/00 (W)

**By Opponents**—Dan Pastorini ran out of the End Zone, at Miami, 12/24/78 (W)

### THREE INTERCEPTIONS

**By Titans**—Never in Titans era (since 1999)

**By Oilers**—Vernon Perry (4\*) at San Diego, 12/29/79 (W)

**By Opponents**—Never Happened

### TWO INTERCEPTIONS

**By Titans**—Never in Titans era (since 1999)

**By Oilers**—Bubba McDowell vs. N.Y. Jets, 12/29/91 (W)

**By Opponents**—Johnny Robinson vs. Dallas Texans, 12/23/62 (L)

### THREE SACKS

**By Titans**—Jeffery Simmons vs. Cincinnati, 1/22/22 (L)

**By Opponents**—Willie McGinest at New England, 1/10/04 (L)

## LAST TIME IN A SEASON THE TITANS ...

## TEAM OFFENSE

Ranked 1st in Overall Offense — 1990  
 Ranked 1st in Rushing Offense — 1967 (AFL)  
 Ranked 1st in Passing Offense — 1992

## TEAM DEFENSE

Ranked 1st in Overall Defense — 2000  
 Ranked 1st in Rushing Defense — 2003  
 Ranked 1st in Passing Defense — 2000

## GAMES WON (REGULAR SEASON)

10 Wins — 2021 (12-5)  
 11 Wins — 2021 (12-5)  
 12 Wins — 2021 (12-5)  
 13 Wins — 2008 (13-3)

## ADVANCED IN PLAYOFFS

Wild Card Round — 2021  
 Divisional Round — 2021  
 Conference Championship — 2019  
 Super Bowl — 1999

## RUSHING

1,000 Yards — Derrick Henry (2,027), 2020  
 1,500 Yards — Derrick Henry (2,027), 2020  
 2,000 Yards — Derrick Henry (2,027), 2020  
 300 Attempts — Derrick Henry (378), 2020  
 400 Attempts — Eddie George (403), 2000  
 10 Touchdowns — Derrick Henry (10), 2021  
 15 Touchdowns — Derrick Henry (17), 2020

## PASSING

3,000 Yards — Ryan Tannehill (3,734), 2021  
 3,500 Yards — Ryan Tannehill (3,734), 2021  
 4,000 Yards — Warren Moon (4,690), 1991  
 400 Attempts — Ryan Tannehill (531), 2021  
 500 Attempts — Ryan Tannehill (531), 2021  
 600 Attempts — Warren Moon (655), 1991  
 20 Touchdowns — Ryan Tannehill (21), 2021  
 30 Touchdowns — Ryan Tannehill (33), 2020  
 90.0 Passer Rating — Ryan Tannehill (106.5), 2020  
 100.0 Passer Rating — Ryan Tannehill (106.5), 2020

## RECEIVING

80 Receptions — Delanie Walker (94), 2015  
 90 Receptions — Delanie Walker (94), 2015  
 100 Receptions — Haywood Jeffires (100), 1991  
 1,000 Yards — A.J. Brown (1,075), 2020  
 1,500 Yards — Charlie Hennigan (1,546), 1964  
 10 Touchdowns — A.J. Brown (11), 2020  
 15 Touchdowns — Bill Groman (17), 1961

## SCORING

100 Points — Randy Bullock (120), 2021  
 110 Points — Randy Bullock (120), 2021  
 120 Points — Randy Bullock (120), 2021  
 130 Points — Ryan Succop (136), 2017  
 30 Field Goals — Ryan Succop (35), 2017  
 35 Field Goals — Ryan Succop (35), 2017  
 10 Touchdowns — Derrick Henry (10), 2021  
 15 Touchdowns — Derrick Henry (17), 2020

## DEFENSE

7 Interceptions — Kevin Byard (8), 2017  
 8 Interceptions — Kevin Byard (8), 2017  
 9 Interceptions — Mike Reinfeldt (12), 1979  
 10 Interceptions — Mike Reinfeldt (12), 1979  
 10 Sacks — Harold Landry III (12), 2021  
 12 Sacks — Harold Landry III (12), 2021  
 14 Sacks — Jevon Kearse (14.5), 1999  
 150 Tackles — Wesley Woodyard (172), 2017  
 175 Tackles — Keith Bulluck (180), 2002  
 200 Tackles — Gregg Bingham (212), 1980

## TITANS RECORDS AT A GLANCE

## Team record holders in major statistical categories

## SCORING

Points (Game) — 30 by Billy Cannon (5 TDs) at N.Y. Titans, 12/10/61  
 Points (Season) — 136 by Al Del Greco, 1998; by Ryan Succop, 2017  
 Points (Career) — 1,060 by Al Del Greco, 1991-00  
 Touchdowns (Game) — 5 by Billy Cannon at N.Y. Titans, 12/10/61  
 Touchdowns (Season) — 19 by Earl Campbell, 1979  
 Touchdowns (Career) — 74 by Eddie George, 1996-03  
 Field Goals (Game) — 8 by Rob Bironas at Hou., 10/21/07  
 Field Goals (Season) — 36 by Al Del Greco, 1998  
 Field Goals (Career) — 246 by Al Del Greco, 1991-00

## RUSHING

Rushing Yards (Game) — 250 by Derrick Henry at Hou., 1/3/21  
 Rushing Yards (Season) — 2,027 by Derrick Henry, 2020  
 Rushing Yards (Career) — 10,009 by Eddie George, 1996-03  
 Rushing Touchdowns (Game) — 4 by Earl Campbell vs. Mia., 11/20/78; Lorenzo White vs. Cle., 12/9/90; Derrick Henry vs. Jax, 12/6/18  
 Rushing Touchdowns (Season) — 19 by Earl Campbell, 1979  
 Rushing Touchdowns (Career) — 73 by Earl Campbell, 1978-84

## PASSING

Passing Yards (Game) — 527 by Warren Moon at K.C., 12/16/90  
 Passing Yards (Season) — 4,690 by Warren Moon, 1991  
 Passing Yards (Career) — 33,685 by Warren Moon, 1984-93  
 Passing Touchdowns (Game) — 7 by George Blanda vs. N.Y. Titans, 11/19/61  
 Passing Touchdowns (Season) — 36 by George Blanda, 1961  
 Passing Touchdowns (Career) — 196 by Warren Moon, 1984-93  
 Passer Rating (Game) — 158.3 by Chris Chandler at Cin., 9/24/95  
 Passer Rating (Season) — 117.5 by Ryan Tannehill, 2019  
 Passer Rating (Career) — 90.5 by Marcus Mariota, 2015-19

## RECEIVING

Receptions (Game) — 13 (three times, last by Drew Bennett at Oak., 12/19/04)  
 Receptions (Season) — 101 by Charlie Hennigan, 1964  
 Receptions (Career) — 542 by Ernest Givins, 1986-94  
 Receiving Yards (Game) — 272 by Charlie Hennigan at Bos., 10/13/61  
 Receiving Yards (Season) — 1,746 by Charlie Hennigan, 1961  
 Receiving Yards (Career) — 7,935 by Ernest Givins, 1986-94  
 Receiving Touchdowns (Game) — 3 (17 times, last by Kenny Britt vs. Phi., 10/24/10)  
 Receiving Touchdowns (Season) — 17 by Bill Groman, 1961  
 Receiving Touchdowns (Career) — 51 by Charlie Hennigan, 1960-66

## PUNTING

Punts (Game) — 11 (twice by Rich Camarillo, last at Pit., 12/3/95)  
 Punts (Season) — 96 by Rich Camarillo, 1994  
 Punts (Career) — 923 by Brett Kern, 2009-21

## PUNT RETURNS

Punt Return Yards (Game) — 160 by Darius Reynaud vs. Jax., 12/30/12  
 Punt Return Average (Season) — 15.4 by Billy Johnson, 1977  
 Punt Return Average (Career) — 13.2 by Billy Johnson, 1974-80

## KICKOFF RETURNS

Kickoff Return Yards (Game) — 240 by Bobby Jancik at Oak., 12/22/63  
 Kickoff Return Average (Season) — 31.7 by Darius Jennings, 2018  
 Kickoff Return Average (Career) — 26.5 by Bobby Jancik, 1962-67

## INTERCEPTIONS

Interceptions (Game) — 3 (nine times, last by Kevin Byard at Cle., 10/22/17)  
 Interceptions (Season) — 12 by Freddy Glick, 1963; by Mike Reinfeldt, 1979  
 Interceptions (Career) — 45 by Jim Norton, 1960-68

## SACKS

Sacks (Game) — 4 (five times, last by William Fuller vs. Pit., 11/28/93)  
 Sacks (Season) — 17 by Elvin Bethea, 1973  
 Sacks (Career) — 105 by Elvin Bethea, 1968-83



## TENNESSEE TITANS 2022 PARTICIPATION CHART

Player	9/11 NYG	9/19	9/25	10/2	10/9	10/23	10/30	11/6	11/13	11/17	11/27	12/4	12/11	12/18	12/24	12/29	1/7-8	Season Totals			
		@Buf	LV	@Ind	@Was	Ind	@Hou	@KC	Den	@GB	Cin	@Phi	Jax	@LAC	Hou	Dal	@Jax	GP	GS	DNP	IA
Adeniyi, Ola	OLB																	1	1	0	0
Amadi, Ugo	P																	1	0	0	0
Anenih, David	PS																	0	0	0	0
Autry, Denico	P																	1	0	0	0
Avery, Tre	P																	1	0	0	0
Brewer, Aaron	LG																	1	1	0	0
Bullock, Randy	P																	1	0	0	0
Burks, Treyton	P																	1	0	0	0
Byard, Kevin	S																	1	1	0	0
Campbell, Chance	IR																	0	0	0	0
Cannon, Trenton	P																	1	0	0	0
Carter, Tory	FB																	1	1	0	0
Chestnut, Julius	IA																	0	0	0	1
Cole, Dylan	P																	1	0	0	0
Cox, Morgan	P																	1	0	0	0
Cunningham, Zach	LB																	1	1	0	0
Daley, Dennis	P																	1	0	0	0
Davis, Nate	RG																	1	1	0	0
Dupree, Bud	OLB																	1	1	0	0
Farley, Caleb	P																	1	0	0	0
Fitzpatrick, Dez	PS																	0	0	0	0
Fulton, Kristian	CB																	1	1	0	0
Gordon, Josh	PS																	0	0	0	0
Hand, Da'Shawn	P																	1	0	0	0
Haskins, Hassan	P																	1	0	0	0
Henry, Derrick	RB																	1	1	0	0
Hilliard, Dontrell	P																	1	0	0	0
Hollister, Cody	P																	1	0	0	0
Hooker, Amani	S																	1	1	0	0
Hooper, Austin	P																	1	0	0	0
Hudson, Tommy	IR																	0	0	0	0
Jackson, Chris	PS																	0	0	0	0
Jackson, Theo	PS																	0	0	0	0
Johnson Jr., Lonnie	IA																	0	0	0	1
Jones, Ben	C																	1	1	0	0
Jones, Jamarco	IA																	0	0	0	1
Jones, Joe	P																	1	0	0	0
Jones, Naquan	IA																	0	0	0	1
Kalu, Joshua	P																	1	0	0	0
Kinsey, Mason	PS																	0	0	0	0
Landry III, Harold	IR																	0	0	0	0
Levin, Corey	P																	1	0	0	0
Lewan, Taylor	LT																	1	1	0	0
Long Jr., David	LB																	1	1	0	0
McCreary, Roger	CB																	1	1	0	0
McMath, Racey	IR																	0	0	0	0
Molden, Elijah	IR																	0	0	0	0
Moore Jr., A.J.	P																	1	0	0	0
Murchison, Larrell	PS																	0	0	0	0
Newman, Xavier	PS																	0	0	0	0
Odukoya, Thomas	PS																	0	0	0	0
Okonkwo, Chig	P																	1	0	0	0
Okuyayinonu, Sam	PS																	0	0	0	0
Peevy, Jayden	PS																	0	0	0	0
Petit-Frere, Nicholas	RT																	1	1	0	0
Phillips, Kyle	P																	1	0	0	0
Rader, Kevin	PS																	0	0	0	0
Radunz, Dillon	P																	1	0	0	0
Rice, Monty	PUP																	0	0	0	0
Roos, Jordan	PS																	0	0	0	0
Rupcich, Andrew	PS																	0	0	0	0
Shudak, Caleb	PUP																	0	0	0	0
Simmons, Jeffery	DT																	1	1	0	0
Stonehouse, Ryan	P																	1	0	0	0
Strong, Kevin	P																	1	0	0	0
Swaim, Geoff	TE																	1	1	0	0
Tannehill, Ryan	QB																	1	1	0	0
Tart, Teair	NT																	1	1	0	0
Tuszka, Derrek	IA																	0	0	0	1
Walker, DeMarcus	DE																	1	1	0	0
Weaver, Rashad	P																	1	0	0	0
Westbrook-Ikhine, Nick	WR																	1	1	0	0
Willis, Malik	DNP																	0	0	1	0
Woods, Robert	WR																	1	1	0	0
Woodside, Logan	PS																	0	0	0	0

Starters indicated by position (QB, RB, ILB, etc.); P = played but did not start; DNP = active but did not play; IA = inactive for game; PS = practice squad; PS-I = practice squad injured; P/SUS = practice squad/suspended; X = not on roster; IR = injured reserve; SUS = reserve/suspended; NFI = non-football illness; PUP = physically unable to perform

## 2022 TENNESSEE TITANS TRANSACTIONS

**January 1**

Activated from Reserve/COVID-19 - **DE DENICO AUTRY**, **OLB BUD DUPREE**, **CB BUSTER SKRINE**

Activated from practice squad reserve/COVID-19 - **WR CODY HOLLISTER**

Released from the practice squad - **WR CALEB SCOTT**

**January 3**

Activated from reserve/COVID-19 - **LB JAYON BROWN**, **WR JULIO JONES**, **T KENDALL LAMM**

Activated from practice squad reserve/COVID-19 - **CB BRIAN BODDY-CALHOUN**

Placed on injured reserve - **TE MYCOLE PRUITT**

Placed on practice squad reserve/COVID-19 - **T PAUL ADAMS**

**January 4**

Waived - **CB CHRIS JONES**, **LB JOE JONES**

Released from the practice squad - **DB SHYHEIM CARTER**, **DB RODNEY CLEMONS**, **WR GOLDEN TATE**

Placed on reserve/COVID-19 - **LB MONTY RICE**

**January 5**

Signed from the Seattle Seahawks practice squad - **TE RYAN IZZO**

Designated to return to practice - **RB DERRICK HENRY**

Signed to the practice squad - **DE Da'SHAWN HAND**

**January 6**

Signed to the practice squad - **CB CHRIS JONES**, **LB JOE JONES**

**January 8**

Waived - **RB JEREMY McNICHOLS**

Signed from the practice squad to the active roster - **DE KEVIN STRONG**

Activated from the practice squad to the active roster standard elevation - **DE Da'SHAWN HAND**, **RB JORDAN WILKINS**

**January 10**

Activated from reserve/COVID-19 - **LB MONTY RICE**

Activated from practice squad reserve/COVID-19 - **T PAUL ADAMS**

Released from the practice squad - **T PAUL ADAMS**

**January 11**

Signed to the practice squad - **RB JEREMY McNICHOLS**

Placed on practice squad reserve/COVID-19 - **RB JORDAN WILKINS**

Signed to future contracts - **LB KOBE JONES**, **DB CHRIS WILLIAMSON**

**January 17**

Designated to return to practice - **FB TORY CARTER**

Activated from practice squad reserve/COVID-19 - **RB JORDAN WILKINS**

**January 19**

Placed on reserve/COVID-19 - **CB GREG MABIN**

**January 21**

Activated from reserve/injured, designated for return - **RB DERRICK HENRY**

Activated from the practice squad to the active roster standard elevation - **CB CHRIS JONES**

**January 24**

Signed to future contracts - **S JAMAL CARTER**, **T CHRISTIAN DiLAURO**, **TE AUSTIN FORT**, **OL DERWIN GRAY**, **QB KEVIN HOGAN**, **WR CODY HOLLISTER**, **LB JOE JONES**, **WR MASON KINSEY**, **C DANIEL MUNYER**, **G JORDAN ROOS**, **OLB TUZAR SKIPPER**

Activated from reserve/COVID-19 - **CB GREG MABIN**

**January 25**

Signed to future contracts - **DB SHYHEIM CARTER**, **S RODNEY CLEMONS**, **LB NATE HALL**

**February 8**

Hired as passing game coordinator - **TIM KELLY**

Hired as inside linebackers coach - **BOBBY KING**

**February 14**

Signed as free agent - **DE Da'SHAWN HAND**

**February 22**

Signed as free agent - **WR JOSH MALONE**

**February 23**

Signed as free agent - **OLB JUSTIN LAWLER**

**March 10**

Terminated vested veterans - **T KENDALL LAMM**, **RODGER SAFFOLD III**

Waived - **RB DARRYNTON EVANS**

**March 15**

Terminated vested veteran - **CB JACKRABBIT JENKINS**

**March 16**

Terminated vested veteran with Post-June 1 designation - **WR JULIO JONES**

**March 17**

Signed as unrestricted free agent - **OL JAMARCO JONES**

**March 18**

Signed as unrestricted free agents - **RB TRENTON CANNON**, **C BEN JONES**, **TE GEOFF SWAIM**, **RB JORDAN WILKINS**

**March 21**

Signed as free agent - **TE AUSTIN HOOPER**

Signed as unrestricted free agent - **S A.J. MOORE JR.**

Terminated vested veteran - **C COREY LEVIN**

**March 22**

Signed as unrestricted free agent - **CB BUSTER SKRINE**

Signed as free agent - **C COREY LEVIN**

**March 23**

Traded - a sixth-round pick in the 2023 NFL Draft to the Los Angeles Rams for **WR ROBERT WOODS**

Signed as unrestricted free agent - **LB DYLAN COLE**

**March 25**

Signed as unrestricted free agent - **RB DONTRELL HILLIARD**

Hired as assistant special teams coach - **CHASE BLACKBURN**

Elevated to offensive assistant - **KYLAN BUTLER**

Elevated to defensive line assistant - **CLINTON McMILLAN**

**March 30**

Signed as unrestricted free agent - **K RANDY BULLOCK**

**April 4**

Signed as unrestricted free agent - **OLB OLA ADENIYI**

**April 7**

Waived - **T BRANDON KEMP**

**April 27**

Exercised the fifth-year option - **DT JEFFERY SIMMONS**

**April 28**

Traded - **WR A.J. BROWN** to the Philadelphia Eagles for their 2022 first-round pick (18th overall) and their 2022 third-round pick (101st overall)

Drafted - **WR TREYLON BURKS** (first round, 18th overall)

Traded - a 2022 first-round pick (26th overall) and a 2022 third-round pick (101st overall) to the N.Y. Jets for their 2022 second-round pick (35th overall), their 2022 third-round pick (69th overall) and their fifth-round pick (163rd overall)

**April 29**

Drafted - **CB ROGER McCREARY** (second round, 35th overall), **OL NICHOLAS PETIT-FRERE** (third round, 69th overall)

Traded - a 2022 third-round pick (90th overall) and a 2022 fifth-round pick (169th overall) to the Las Vegas Raiders for their 2022 third-round pick (86th overall)

Drafted - **QB MALIK WILLIS** (third round, 86th overall)

**April 30**

Drafted - **RB HASSAN HASKINS** (fourth round, 131st overall), **TE CHIG OKONKWO** (fourth round, 143rd overall), **WR KYLE PHILIPS** (fifth round, 163rd overall), **S THEO JACKSON** (sixth round, 204th overall), **LB CHANCE CAMPBELL** (sixth round, 219th overall)

Terminated vested veteran - **QB KEVIN HOGAN**

**May 2**

Waived - **TE AUSTIN FORT**, **LB NATE HALL**, **LB KOBE JONES**, **OLB TUZAR SKIPPER**

**May 9**

Signed as free agent - **CB GREG MABIN**

**May 12**



## 2022 TENNESSEE TITANS TRANSACTIONS

Signed - fourth-round choice **RB HASSAN HASKINS**, fifth-round choice **KYLE PHILIPS**, sixth-round choice **THEO JACKSON** and sixth-round choice **CHANCE CAMPBELL**

May 13

Signed undrafted free agents - **OLB DAVID ANENIH**, **CB TRE AVERY**, **RB JULIUS CHESTNUT**, **DT HASKELL GARRETT**, **LB JACK GIBBENS**, **S MICHAEL GRIFFIN II**, **G HAYDEN HOWERTON**, **WR BRANDON LEWIS**, **T JALEN MCKENZIE**, **C/G XAVIER NEWMAN**, **TE THOMAS ODUKOYA**, **DT SAM OKUAYINONU**, **DE JAYDEN PEEVY**, **WR REGGIE ROBERSON JR.**, **T ANDREW RUPCICH**, **K CALEB SHUDAK**, **P RYAN STONEHOUSE**, **CB TRE SWILLING**

May 16

Placed on injured reserve - **S JAMAL CARTER**

Signed as free agents - **CB KENNETH GEORGE JR.**, **DL DeMARCUS WALKER**

May 18

Signed - first-round choice **WR TREYLON BURKS**

May 20

Signed - third-round choice **OL NICHOLAS PETIT-FRERE**

May 24

Signed - fourth-round choice **TE CHIG OKONKWO**

June 1

Terminated vested veteran - **TE RYAN IZZO**

Signed as free agent - **WR JUWAN GREEN**

June 6

Waived - **OL DERWIN GRAY**

Claimed - **OL CARSON GREEN** off waivers from the Houston Texans

June 13

Terminated vested veteran from injured reserve - **S JAMAL CARTER**

July 22

Signed - second-round choice **CB ROGER McCREARY**

July 23

Waived - **DB RODNEY CLEMONS**

Signed as a free agent - **DB JOSHUA KALU**

Signed - third-round choice **QB MALIK WILLIS**

Declared physically unable to perform - **TE TOMMY HUDSON**, **LB MONTY RICE**, **K CALEB SHUDAK**

July 27

Placed on reserve/retired - **CB BUSTER SKRINE**

July 28

Waived - **WR JUWAN GREEN**

Signed as a free agent - **WR TERRY GODWIN**

July 29

Signed as a free agent - **CB SHAKUR BROWN**

August 1

Moved from physically unable to perform to the active roster - **TE TOMMY HUDSON**

August 3

Placed on injured reserve - **C DANIEL MUNYER**

Waived injured - **DB CHRIS WILLIAMSON**

Signed as free agents - **CB TERRELL BONDS**, **C/G WILLIE WRIGHT**

August 5

Waived from reserve/injured with an injury settlement - **DB CHRIS WILLIAMSON**

August 9

Waived - **CB KENNETH GEORGE JR.**

Waived injured - **S MICHAEL GRIFFIN II**

Signed as free agents - **S ELIJAH BENTON**, **S ADRIAN COLBERT**

August 12

Terminated vested veteran from reserve/injured with an injury settlement - **C DANIEL MUNYER**

August 13

Waived - **CB TERRELL BONDS**, **WR BRANDON LEWIS**

Signed as free agents - **CB DEANTE BURTON**, **TE DAVID WELLS**

August 15

Waived from reserve/injured with an injury settlement - **S MICHAEL GRIFFIN II**

August 16

Terminated vested veterans - **CB DEANTE BURTON**, **WR JOSH MALONE**, **RB JORDAN WILKINS**

Waived - **S ELIJAH BENTON**, **DT HASKELL GARRETT**, **OL CARSON GREEN**

Claimed - **CB LONNIE JOHNSON JR.** off waivers from the Kansas City Chiefs

August 17

Waived - **TE BRILEY MOORE**

Traded - a conditional 2024 seventh-round pick to the Las Vegas Raiders for **S TYREE GILLESPIE**

August 22

Waived injured - **CB SHAKUR BROWN**, **DB SHYHEIM CARTER**

Waived - **WR TERRY GODWIN**

Terminated vested veteran - **OLB JUSTIN LAWLER**

Waived from reserve/injured with an injury settlement - **DB SHYHEIM CARTER**

August 23

Placed on reserve/physically unable to perform - **K CALEB SHUDAK**

August 24

Waived from reserve/injured with an injury settlement - **CB SHAKUR BROWN**

Placed on reserve/physically unable to perform - **LB MONTY RICE**

Traded - a 2024 sixth-round pick to the Philadelphia Eagles for **DB UGO AMADI** and a 2024 seventh-round pick

August 30

Terminated vested veterans - **RB TRENTON CANNON**, **S ADRIAN COLBERT**, **WR CODY HOLLISTER**, **LB JOE JONES**, **P BRETT KERN**, **CB GREG MABIN**

Waived - **OLB DAVID ANENIH**, **T CHRISTIAN DiLAURO**, **WR DEZ FITZPATRICK**, **LB JACK GIBBENS**, **S TYREE GILLESPIE**, **G HAYDEN HOWERTON**, **CB CHRIS JACKSON**, **S THEO JACKSON**, **WR MASON KINSEY**, **T JALEN MCKENZIE**, **DT LARRELL MURCHISON**, **C/G XAVIER NEWMAN**, **TE THOMAS ODUKOYA**, **DT SAM OKUAYINONU**, **DE JAYDEN PEEVY**, **WR REGGIE ROBERSON JR.**, **G JORDAN ROOS**, **T ANDREW RUPCICH**, **CB TRE SWILLING**, **TE DAVID WELLS**, **QB LOGAN WOODSIDE**, **C/G WILLIE WRIGHT**

Waived injured - **TE TOMMY HUDSON**

Traded - a 2024 fifth-round pick to the Carolina Panthers for **OL DENNIS DALEY** and a 2024 seventh-round pick

August 31

Signed to the practice squad - **OLB DAVID ANENIH**, **RB TRENTON CANNON**, **WR DEZ FITZPATRICK**, **CB CHRIS JACKSON**, **S THEO JACKSON**, **LB JOE JONES**, **WR MASON KINSEY**, **DT LARRELL MURCHISON**, **C/G XAVIER NEWMAN**, **TE THOMAS ODUKOYA**, **DT SAM OKUAYINONU**, **DE JAYDEN PEEVY**, **WR REGGIE ROBERSON JR.**, **G JORDAN ROOS**, **T ANDREW RUPCICH**, **TE DAVID WELLS** and **QB LOGAN WOODSIDE**

Placed on injured reserve - **WR RACEY McMATH**

Signed as free agent - **WR CODY HOLLISTER**

September 1

Released from the practice squad - **WR REGGIE ROBERSON JR.**, **TE DAVID WELLS**

Signed to the practice squad - **WR JOSH GORDON**, **TE KEVIN RADER**

September 2

Placed on injured reserve - **OLB HAROLD LANDRY III**

Claimed - **OLB DERREK TUSZKA** off waivers from the Pittsburgh Steelers

September 9

Placed on injured reserve - **LB CHANCE CAMPBELL**, **CB ELIJAH MOLDEN**

September 10

Activated from the practice squad to the active roster standard elevation - **RB TRENTON CANNON** and **LB JOE JONES**

## TENNESSEE TITANS UNOFFICIAL DEPTH CHART

### OFFENSE

<b>WR</b>	15	Nick Westbrook-Ikhine	<u>16</u>	<u>Treyton Burks</u>	8	Cody Hollister
<b>TE</b>	81	Austin Hooper	<u>85</u>	<u>Chig Okonkwo</u>		
<b>LT</b>	77	Taylor Lewan	71	Dennis Daley		
<b>LG</b>	55	Aaron Brewer	73	Jamarco Jones		
<b>C</b>	60	Ben Jones	62	Corey Levin		
<b>RG</b>	64	Nate Davis	75	Dillon Radunz		
<b>RT</b>	<u>78</u>	<u>Nicholas Petit-Frere</u>	71	Dennis Daley		
<b>TE</b>	87	Geoff Swaim	44	Tory Carter (FB)		
<b>WR</b>	2	Robert Woods	<u>18</u>	<u>Kyle Philips</u>		
<b>QB</b>	17	Ryan Tannehill	<u>7</u>	<u>Malik Willis</u>		
<b>RB</b>	22	Derrick Henry	40	Dontrell Hilliard	<u>25</u>	<u>Hassan Haskins</u>
			23	Trenton Cannon	<u>36</u>	<u>Julius Chestnut</u>

### DEFENSE

<b>DE</b>	95	DeMarcus Walker	94	Da'Shawn Hand		
<b>NT</b>	93	Teair Tart	90	Naquan Jones		
<b>DT</b>	98	Jeffery Simmons	97	Kevin Strong		
<b>OLB</b>	48	Bud Dupree	99	Rashad Weaver	59	Derrek Tuszka
<b>ILB</b>	51	David Long Jr.	42	Joe Jones		
<b>ILB</b>	41	Zach Cunningham	53	Dylan Cole		
<b>OLB</b>	96	Denico Autry	92	Ola Adeniyi		
<b>CB</b>	<u>21</u>	<u>Roger McCreary</u>	3	Caleb Farley	32	Ugo Amadi
<b>S</b>	31	Kevin Byard	28	Joshua Kalu		
<b>S</b>	37	Amani Hooker	20	Lonnie Johnson Jr.	33	A.J. Moore
<b>CB</b>	26	Kristian Fulton	<u>30</u>	<u>Tre Avery</u>		

### SPECIAL TEAMS

<b>K</b>	14	Randy Bullock	<u>4</u>	<u>Ryan Stonehouse</u>
<b>KO</b>	14	Randy Bullock	<u>4</u>	<u>Ryan Stonehouse</u>
<b>P</b>	<u>4</u>	<u>Ryan Stonehouse</u>	14	Randy Bullock
<b>H</b>	<u>4</u>	<u>Ryan Stonehouse</u>	17	Ryan Tannehill
<b>PR</b>	<u>18</u>	<u>Kyle Philips</u>	37	Amani Hooker
<b>KOR</b>	40	Dontrell Hilliard	<u>36</u>	<u>Julius Chestnut</u>
<b>LS</b>	46	Morgan Cox	60	Ben Jones

Rookies are underlined  
As of Sept. 12, 2022

## TITANS PRONUNCIATION GUIDE

**OLA ADENIYI** (OH-lah ah-DAY-nee); **UGO AMADI** (OO-go uh-MOD-ee); **Randy BULLOCK** (BULL-luck); **TREYTON Burks** (TRAY-lin); **Kevin BYARD** (BY-urd); **HASSAN Haskins** (huh-SAAN); **Joshua KALU** (kuh-LOO); **Taylor LEWAN** (leh-WAHN); **Chig OKONKWO** (oh-KAHN-kwoh); **Nicholas PETIT-FRERE** (puh-TEET FRAIR); **Dillon RADUNZ** (RAY-dinz); **Ryan TANNEHILL** (TAN-uh-hill); **TEAIR Tart** (tee-AIR); **Derrek TUSZKA** (TUSK-uh); **Nick Westbrook-IKHINE** (uh-KEEN-ay)

## TENNESSEE TITANS ROSTER BY EXPERIENCE

<u>13TH YEAR</u>		<u>6TH YEAR</u>		<u>3RD YEAR</u>		<u>ROOKIE DRAFT PICKS</u>	
Morgan Cox	LS	Dylan Cole	LB	Aaron Brewer	G/C	Treyton Burks	WR
		Zach Cunningham	LB	Kristian Fulton	CB	Chance Campbell (IR)	LB
		Joe Jones	LB	Cody Hollister	WR	Hassan Haskins	RB
<u>11TH YEAR</u>		DeMarcus Walker	DL	Teair Tart	DT	Roger McCreary	CB
Randy Bullock	K			Derrek Tuszka	OLB	Chig Okonkwo	TE
Ben Jones	C			Nick Westbrook-Ikhine	WR	Nicholas Petit-Frere	OL
Ryan Tannehill	QB					Kyle Philips	WR
		<u>5TH YEAR</u>				Malik Willis	QB
		Ola Adeniyi	OLB				
<u>10TH YEAR</u>		Trenton Cannon	RB	<u>2ND YEAR</u>			
Robert Woods	WR	Da'Shawn Hand	DE	Tory Carter	FB		
		Dontrell Hilliard	RB	Caleb Farley	CB	<u>ROOKIE FREE AGENTS</u>	
<u>9TH YEAR</u>		Jamarco Jones	OL	Tommy Hudson (IR)	TE	Tre Avery	CB
Denico Autry	DL	Harold Landry III (IR)	OLB	Naquan Jones	DT	Julius Chestnut	RB
Taylor Lewan	T	A.J. Moore Jr.	S	Racey McMath (IR)	WR	Caleb Shudak (PUP)	K
				Elijah Molden (IR)	CB	Ryan Stonehouse	P
<u>8TH YEAR</u>		<u>4TH YEAR</u>		Dillon Radunz	OL		
Bud Dupree	OLB	Ugo Amadi	DB	Monty Rice (PUP)	LB	As of Sept. 12, 2022	
Geoff Swaim	TE	Dennis Daley	OL	Rashad Weaver	OLB		
		Nate Davis	G				
<u>7TH YEAR</u>		Amani Hooker	S				
Kevin Byard	S	Lonnie Johnson Jr.	DB				
Derrick Henry	RB	Joshua Kalu	DB				
Austin Hooper	TE	Corey Levin	C/G				
		David Long Jr.	LB				
		Jeffery Simmons	DT				
		Kevin Strong	DE				

## TENNESSEE TITANS ROSTER BY DRAFT ROUND

<u>ROUND 1</u>			<u>ROUND 4</u>			<u>UNDRAFTED</u>		
Player	Pos.	Year	Player	Pos.	Year	Player	Pos.	Year
Treyton Burks	WR	2022	Hassan Haskins	RB	2022	Tre Avery	CB	2022
Caleb Farley	CB	2021	Chig Okonkwo	TE	2022	Julius Chestnut	RB	2022
Jeffery Simmons	DT	2019	Rashad Weaver	OLB	2021	Caleb Shudak (PUP)	K	2022
Bud Dupree	OLB	2015 (Pit)	Ugo Amadi	DB	2019 (Sea)	Ryan Stonehouse	P	2022
Taylor Lewan	T	2014	Amani Hooker	S	2019	Tory Carter	FB	2021
Ryan Tannehill	QB	2012 (Mia)	Da'Shawn Hand	DE	2018 (Det)	Naquan Jones	DT	2021
			Ben Jones	C	2012 (Hou)	Aaron Brewer	G/C	2020
						Tommy Hudson (IR)	TE	2020
<u>ROUND 2</u>			<u>ROUND 5</u>			Teair Tart	DT	2020
Player	Pos.	Year	Player	Pos.	Year	Nick Westbrook-Ikhine	WR	2020
Roger McCreary	CB	2022	Kyle Philips	WR	2022	Kevin Strong	DE	2019 (Det)
Dillon Radunz	T	2021	Jamarco Jones	OL	2018 (Sea)	Ola Adeniyi	OLB	2018 (Pit)
Kristian Fulton	CB	2020	Randy Bullock	K	2012 (Hou)	Dontrell Hilliard	RB	2018 (Cle)
Lonnie Johnson Jr.	DB	2019 (Hou)				Joshua Kalu	DB	2018
Harold Landry III (IR)	OLB	2018	<u>ROUND 6</u>			A.J. Moore Jr.	S	2018 (NE)
Zach Cunningham	ILB	2017 (Hou)	Player	Pos.	Year	Dylan Cole	ILB	2017 (Hou)
DeMarcus Walker	DL	2017 (Den)	Chance Campbell (IR)	LB	2022	Cody Hollister	WR	2017 (NE)
Derrick Henry	RB	2016	Dennis Daley	OL	2019 (Car)	Joe Jones	LB	2017 (Dal)
Robert Woods	WR	2013 (Buf)	David Long Jr.	LB	2019	Denico Autry	DL	2014 (Oak)
			Trenton Cannon	RB	2018 (NYJ)	Morgan Cox	LS	2010 (Bal)
<u>ROUND 3</u>			Corey Levin	C/G	2017			
Player	Pos.	Year	<u>ROUND 7</u>			As of Sept. 12, 2022		
Nicholas Petit-Frere	OL	2022	Player	Pos.	Year			
Malik Willis	QB	2022	Racey McMath (IR)	WR	2021			
Elijah Molden (IR)	CB	2021	Derrek Tuszka	OLB	2020 (Den)			
Monty Rice (PUP)	ILB	2021	Geoff Swaim	TE	2015 (Dal)			
Nate Davis	OL	2019						
Kevin Byard	S	2016						
Austin Hooper	TE	2016 (Atl)						



## HOW THE TENNESSEE TITANS WERE BUILT

YEAR	DRAFTEES (18)	FREE AGENTS (27)	TRADES/WAIVERS (8)
<b>2022</b>	WR Treylon Burks (1) CB Roger McCreary (2) OL Nicholas Petit-Frere (3a) QB Malik Willis (3b) RB Hassan Haskins (4a) TE Chig Okonkwo (4b) WR Kyle Philips (5)	OL Jamarco Jones (UFA-SEA) RB Trenton Cannon (UFA-SF) S A.J. Moore Jr. (UFA-HOU) TE Austin Hooper (FA) CB Tre Avery (FA) RB Julius Chestnut (FA) P Ryan Stonehouse (FA) DL DeMarcus Walker (FA) DB Joshua Kalu (FA)	WR Robert Woods (T-LAR) DB Lonnie Johnson Jr. (W-KC) DB Ugo Amadi (T-PHI) OL Dennis Daley (T-CAR) OLB Derrek Tuszka (W-PIT)
<b>2021</b>	CB Caleb Farley (1) OL Dillon Radunz (2) OLB Rashad Weaver (4b)	DL Denico Autry (UFA-IND) LS Morgan Cox (UFA-BAL) OLB Bud Dupree (UFA-PIT) OLB Ola Adeniyi (FA) FB Tory Carter (FA) DT Naquan Jones (FA) K Randy Bullock (FA) LB Joe Jones (FA) LB Dylan Cole (FA) RB Dontrell Hilliard (FA) DE Kevin Strong (FA) DE Da'Shawn Hand (FA)	C/G Corey Levin (W-NYJ) LB Zach Cunningham (W-HOU)
<b>2020</b>	CB Kristian Fulton (2)	G/C Aaron Brewer (FA) DT Teair Tart (FA) WR Nick Westbrook-Ikhine (FA) TE Geoff Swaim (FA)	
<b>2019</b>	DT Jeffery Simmons (1) G Nate Davis (3) S Amani Hooker (4) LB David Long Jr. (6)	WR Cody Hollister (FA)	QB Ryan Tannehill (T-MIA)
<b>2016</b>	RB Derrick Henry (2c) S Kevin Byard (3)	C Ben Jones (UFA-HOU)	
<b>2014</b>	T Taylor Lewan (1)		

As of Sept. 12, 2022

GAME PREVIEW

TEAM NOTES

PLAYER NOTES

MEDIA

STATISTICS

ROSTERS

## TENNESSEE TITANS POSITIONAL ROSTER - OFFENSE

**QUARTERBACKS (2)**

17	Tannehill, Ryan	QB	6-4	217	7/27/88	11	Texas A&M	Big Spring, Texas	T (MIA)-'19
7	Willis, Malik	QB	6-1	219	5/25/99	R	Liberty	Atlanta, Ga.	D3b-'22

**RUNNING BACKS (6)**

23	Cannon, Trenton	RB	5-11	185	7/23/94	5	Virginia State	Hampton, Va.	UFA (SF)-'21
44	Carter, Tory	FB	6-0	229	3/16/99	2	Louisiana State	Valdosta, Ga.	FA-'21
36	Chestnut, Julius	RB	5-11	228	10/26/00	R	Sacred Heart	Bowie, Md.	FA-'22
25	Haskins, Hassan	RB	6-2	228	11/26/99	R	Michigan	St. Louis, Mo.	D4a-'22
22	Henry, Derrick	RB	6-3	247	1/4/94	7	Alabama	Yulee, Fla.	D2c-'16
40	Hilliard, Dontrell	RB	5-11	202	2/26/95	5	Tulane	Baton Rouge, La.	FA-'21

**WIDE RECEIVERS (5)**

16	Burks, Treyton	WR	6-2	225	3/23/00	R	Arkansas	Warren, Ark.	D1-'22
8	Hollister, Cody	WR	6-4	220	11/18/93	3	Arkansas	Bend, Ore.	FA-'19
18	Philips, Kyle	WR	5-11	189	6/17/99	R	UCLA	San Marcos, Calif.	D5-'22
15	Westbrook-Ikhine, Nick	WR	6-2	211	3/21/97	3	Indiana	Lake Mary, Fla.	FA-'20
2	Woods, Robert	WR	6-0	195	4/10/92	10	Southern California	Gardena, Calif.	T (LAR)-'22

**TIGHT ENDS (3)**

81	Hooper, Austin	TE	6-4	254	10/29/94	7	Stanford	San Mateo, Calif.	FA-'22
85	Okonkwo, Chig	TE	6-3	238	9/8/99	R	Maryland	Powder Springs, Ga.	D4b-'22
87	Swaim, Geoff	TE	6-4	260	9/16/93	8	Texas	Chico, Calif.	FA-'20

**CENTERS (2)**

60	Jones, Ben	C	6-3	308	7/2/89	11	Georgia	Brent, Ala.	UFA (HOU)-'16
62	Levin, Corey	C/G	6-4	307	8/12/94	4	Chattanooga	Dacula, Ga.	FA-'21

**GUARDS (3)**

55	Brewer, Aaron	G/C	6-1	295	10/28/97	3	Texas State	Dallas, Texas	FA-'20
64	Davis, Nate	G	6-3	316	9/23/96	4	Charlotte	Ashburn, Va.	D3-'19
73	Jones, Jamarco	OL	6-4	293	6/4/96	5	Ohio State	Chicago, Ill.	UFA (SEA)-'21

**TACKLES (4)**

71	Daley, Dennis	OL	6-6	326	8/7/96	4	South Carolina	Columbia, S.C.	T (CAR)-'22
77	Lewan, Taylor	T	6-7	309	7/22/91	9	Michigan	Cave Creek, Ariz.	D1-'14
78	Petit-Frere, Nicholas	OL	6-5	316	9/15/99	R	Ohio State	Tampa, Fla.	D3a-'22
75	Radunz, Dillon	OL	6-6	301	3/28/98	2	North Dakota State	Becker, Minn.	D2-'21

**LONG SNAPPER (1)**

46	Cox, Morgan	LS	6-4	233	4/26/86	13	Tennessee	Collierville, Tenn.	UFA (BAL)-'21
----	-------------	----	-----	-----	---------	----	-----------	---------------------	---------------

**PLACEKICKERS (1)**

14	Bullock, Randy	K	5-9	210	12/16/89	11	Texas A&M	Klein, Texas	FA-'21
----	----------------	---	-----	-----	----------	----	-----------	--------------	--------

As of Sept. 12, 2022

## TENNESSEE TITANS POSITIONAL ROSTER - DEFENSE

**DEFENSIVE LINEMEN (7)**

96	Autry, Denico	DL	6-5	285	7/15/90	9	Mississippi State	Albemarle, N.C.	UFA (IND)-'21
94	Hand, Da'Shawn	DE	6-3	297	11/14/95	5	Alabama	Woodbridge, Va.	FA-'21
90	Jones, Naquan	DT	6-3	313	2/5/98	2	Michigan State	Evanston, Ill.	FA-'21
98	Simmons, Jeffery	DL	6-4	305	7/28/97	4	Mississippi State	Macon, Miss.	D1-'19
97	Strong, Kevin	DE	6-4	295	8/5/96	4	Texas-San Antonio	Cleveland, Texas	FA-'21
93	Tart, Teair	DT	6-2	304	2/28/97	3	Florida International	Philadelphia, Pa.	FA-'20
95	Walker, DeMarcus	DL	6-4	280	9/30/94	6	Florida State	Jacksonville, Fla.	FA-'22

**LINEBACKERS (8)**

92	Adeniyi, Ola	OLB	6-1	248	9/12/97	5	Toledo	Fort Bend County, Texas	FA-'21
53	Cole, Dylan	LB	6-0	237	5/19/94	6	Missouri State	Springfield, Mo.	FA-'21
41	Cunningham, Zach	LB	6-3	238	12/12/94	6	Vanderbilt	Pinson, Ala.	W (HOU)-'21
48	Dupree, Bud	OLB	6-4	269	2/12/93	8	Kentucky	Irwinton, Ga.	UFA (PIT)-'21
42	Jones, Joe	LB	6-0	240	2/21/94	6	Northwestern	Plano, Ill.	FA-'21
51	Long Jr., David	LB	5-11	227	10/12/96	4	West Virginia	Cincinnati, Ohio	D6-'19
59	Tuszka, Derrek	OLB	6-5	246	8/17/97	3	North Dakota State	Warner, S.D.	W (PIT)-'22
99	Weaver, Rashad	OLB	6-4	259	11/10/97	2	Pittsburgh	Fort Lauderdale, Fla.	D4b-'21

**CORNERBACKS (5)**

32	Amadi, Ugo	DB	5-9	201	5/16/97	4	Oregon	Nashville, Tenn.	T (PHI)-'22
30	Avery, Tre	CB	5-11	181	2/26/97	R	Rutgers	Baltimore, Md.	FA-'22
3	Farley, Caleb	CB	6-2	197	11/2/98	2	Virginia Tech	Maiden, N.C.	D1-'21
26	Fulton, Kristian	CB	5-11	197	9/3/98	3	Louisiana State	New Orleans, La.	D2-'20
21	McCreary, Roger	CB	5-11	190	2/10/00	R	Auburn	Mobile, Ala.	D2-'22

**SAFETIES (5)**

31	Byard, Kevin	S	5-11	212	8/17/93	7	Middle Tennessee State	Lithonia, Ga.	D3-'16
37	Hooker, Amani	S	5-11	210	6/14/98	4	Iowa	Minneapolis, Minn.	D4-'19
20	Johnson Jr., Lonnie	DB	6-2	213	5/31/97	4	Kentucky	Gary, Ind.	W (KC)-'22
28	Kalu, Joshua	DB	6-0	203	8/28/95	4	Nebraska	Houston, Texas	FA-'22
33	Moore Jr., A.J.	S	5-11	200	12/15/95	5	Mississippi	Bassfield, Miss.	UFA (HOU)-'22

**PUNTERS (1)**

4	Stonehouse, Ryan	P	5-10	193	5/11/99	R	Colorado State	La Verne, Calif.	FA-'22
---	------------------	---	------	-----	---------	---	----------------	------------------	--------

As of Sept. 12, 2022

GAME PREVIEW

TEAM NOTES

PLAYER NOTES

MEDIA

STATISTICS

ROSTERS



## TENNESSEE TITANS ALPHABETICAL ROSTER

NO.	NAME	POS.	HT.	WT.	BIRTHDATE	EXP.	COLLEGE	HOMETOWN	ACQUIRED
92	Adeniyi, Ola	OLB	6-1	248	9/12/97	5	Toledo	Fort Bend County, Texas	FA-'21
32	Amadi, Ugo	DB	5-9	201	5/16/97	4	Oregon	Nashville, Tenn.	T (PHI)-'22
96	Autry, Denico	DL	6-5	285	7/15/90	9	Mississippi State	Albemarle, N.C.	UFA (IND)-'21
30	Avery, Tre	CB	5-11	181	2/26/97	R	Rutgers	Baltimore, Md.	FA-'22
55	Brewer, Aaron	G/C	6-1	295	10/28/97	3	Texas State	Dallas, Texas	FA-'20
14	Bullock, Randy	K	5-9	210	12/16/89	11	Texas A&M	Klein, Texas	FA-'21
16	Burks, Treyton	WR	6-2	225	3/23/00	R	Arkansas	Warren, Ark.	D1-'22
31	Byard, Kevin	S	5-11	212	8/17/93	7	Middle Tennessee State	Lithonia, Ga.	D3-'16
23	Cannon, Trenton	RB	5-11	185	7/23/94	5	Virginia State	Hampton, Va.	UFA (SF)-'21
44	Carter, Tory	FB	6-0	229	3/16/99	2	Louisiana State	Valdosta, Ga.	FA-'21
36	Chestnut, Julius	RB	5-11	228	10/26/00	R	Sacred Heart	Bowie, Md.	FA-'22
53	Cole, Dylan	LB	6-0	237	5/19/94	6	Missouri State	Springfield, Mo.	FA-'21
46	Cox, Morgan	LS	6-4	233	4/26/86	13	Tennessee	Collierville, Tenn.	UFA (BAL)-'21
41	Cunningham, Zach	LB	6-3	238	12/12/94	6	Vanderbilt	Pinson, Ala.	W (HOU)-'21
71	Daley, Dennis	OL	6-6	326	8/7/96	4	South Carolina	Columbia, S.C.	T (CAR)-'22
64	Davis, Nate	G	6-3	316	9/23/96	4	Charlotte	Ashburn, Va.	D3-'19
48	Dupree, Bud	OLB	6-4	269	2/12/93	8	Kentucky	Irwinton, Ga.	UFA (PIT)-'21
3	Farley, Caleb	CB	6-2	197	11/2/98	2	Virginia Tech	Maiden, N.C.	D1-'21
26	Fulton, Kristian	CB	5-11	197	9/3/98	3	Louisiana State	New Orleans, La.	D2-'20
94	Hand, Da'Shawn	DE	6-3	297	11/14/95	5	Alabama	Woodbridge, Va.	FA-'21
25	Haskins, Hassan	RB	6-2	228	11/26/99	R	Michigan	St. Louis, Mo.	D4a-'22
22	Henry, Derrick	RB	6-3	247	1/4/94	7	Alabama	Yulee, Fla.	D2c-'16
40	Hilliard, Dontrell	RB	5-11	202	2/26/95	5	Tulane	Baton Rouge, La.	FA-'21
8	Hollister, Cody	WR	6-4	220	11/18/93	3	Arkansas	Bend, Ore.	FA-'19
37	Hooker, Amani	S	5-11	210	6/14/98	4	Iowa	Minneapolis, Minn.	D4-'19
81	Hooper, Austin	TE	6-4	254	10/29/94	7	Stanford	San Mateo, Calif.	FA-'22
20	Johnson Jr., Lonnie	DB	6-2	213	11/4/95	4	Kentucky	Gary, Ind.	W (KC)-'22
60	Jones, Ben	C	6-3	308	7/2/89	11	Georgia	Brent, Ala.	UFA (HOU)-'16
73	Jones, Jamarco	OL	6-4	293	6/4/96	5	Ohio State	Chicago, Ill.	UFA (SEA)-'21
42	Jones, Joe	LB	6-0	240	2/21/94	6	Northwestern	Plano, Ill.	FA-'21
90	Jones, Naquan	DT	6-3	313	2/5/98	2	Michigan State	Evanston, Ill.	FA-'21
28	Kalu, Joshua	DB	6-0	203	8/28/95	4	Nebraska	Houston, Texas	FA-'22
62	Levin, Corey	C/G	6-4	307	8/12/94	4	Chattanooga	Dacula, Ga.	FA-'21
77	Lewan, Taylor	T	6-7	309	7/22/91	9	Michigan	Cave Creek, Ariz.	D1-'14
51	Long Jr., David	LB	5-11	227	10/12/96	4	West Virginia	Cincinnati, Ohio	D6-'19
21	McCreary, Roger	CB	5-11	190	2/10/00	R	Auburn	Mobile, Ala.	D2-'22
33	Moore Jr., A.J.	S	5-11	200	12/15/95	5	Mississippi	Bassfield, Miss.	UFA (HOU)-'22
85	Okonkwo, Chig	TE	6-3	238	9/8/99	R	Maryland	Powder Springs, Ga.	D4b-'22
78	Petit-Frere, Nicholas	OL	6-5	316	9/15/99	R	Ohio State	Tampa, Fla.	D3a-'22
18	Philips, Kyle	WR	5-11	189	6/17/99	R	UCLA	San Marcos, Calif.	D5-'22
75	Radunz, Dillon	OL	6-6	301	3/28/98	2	North Dakota State	Becker, Minn.	D2-'21
98	Simmons, Jeffery	DT	6-4	305	7/28/97	4	Mississippi State	Macon, Miss.	D1-'19
4	Stonehouse, Ryan	P	5-10	193	5/11/99	R	Colorado State	La Verne, Calif.	FA-'22
97	Strong, Kevin	DE	6-4	295	8/5/96	4	Texas-San Antonio	Cleveland, Texas	FA-'21
87	Swaim, Geoff	TE	6-4	260	9/16/93	8	Texas	Chico, Calif.	FA-'20
17	Tannehill, Ryan	QB	6-4	217	7/27/88	11	Texas A&M	Big Spring, Texas	T (MIA)-'19
93	Tart, Teair	DT	6-2	304	2/28/97	3	Florida International	Philadelphia, Pa.	FA-'20
59	Tuszka, Derrek	OLB	6-5	246	8/17/97	3	North Dakota State	Warner, S.D.	W (PIT)-'22
95	Walker, DeMarcus	DL	6-4	280	9/30/94	6	Florida State	Jacksonville, Fla.	FA-'22
99	Weaver, Rashad	OLB	6-4	259	11/10/97	2	Pittsburgh	Fort Lauderdale, Fla.	D4b-'21
15	Westbrook-Ikhine, Nick	WR	6-2	211	3/21/97	3	Indiana	Lake Mary, Fla.	FA-'20
7	Willis, Malik	QB	6-1	219	5/25/99	R	Liberty	Atlanta, Ga.	D3b-'22
2	Woods, Robert	WR	6-0	195	4/10/92	10	Southern California	Gardena, Calif.	T (LAR)-'22
<b>PRACTICE SQUAD (15):</b>									
54	Anenih, David	OLB	6-2	245	8/15/99	R	Houston	Arlington, Texas	FA-'22
10	Fitzpatrick, Dez	WR	6-2	208	12/17/97	2	Louisville	Farmington Hills, Mich.	D4a-'21
50	Gibbens, Jack	LB	6-3	242	11/24/98	R	Minnesota	Bulverde, Texas	FA-'22
19	Gordon, Josh	WR	6-3	224	4/13/91	6	Baylor	Houston, Texas	FA-'22
35	Jackson, Chris	DB	5-10	193	4/13/98	3	Marshall	Tallahassee, Fla.	D7b-'20
29	Jackson, Theo	S	6-1	198	10/2/98	R	Tennessee	Nashville, Tenn.	D6a-'22
12	Kinsey, Mason	WR	5-10	202	8/29/98	1	Berry College	Demorest, Ga.	FA-'21
91	Murchison, Larrell	DL	6-2	297	4/24/97	3	North Carolina State	Elizabethtown, N.C.	D5-'20
67	Newman, Xavier	C/G	6-2	297	8/4/99	R	Baylor	Desoto, Texas	FA-'22
68	Okuayinonu, Sam	DT	6-1	269	5/1/98	R	Maryland	Lowell, Mass.	FA-'22
72	Peavy, Jayden	DE	6-5	308	9/3/99	R	Texas A&M	Bellaire, Texas	FA-'22
86	Rader, Kevin	TE	6-4	250	4/26/95	2	Youngstown State	Pittsburgh, Pa.	FA-'22
70	Roos, Jordan	G	6-3	302	7/6/93	3	Purdue	Celina, Texas	FA-'21
76	Rupcich, Andrew	T	6-6	318	4/1/99	R	Culver-Stockton	Wonder Lake, Ill.	FA-'22
5	Woodside, Logan	QB	6-1	213	1/27/95	3	Toledo	Frankfort, Ky.	FA-'19
<b>NFL INTERNATIONAL ALLOCATION (1):</b>									
49	Odukoya, Thomas	TE	6-6	253	5/5/97	R	Eastern Michigan	Almere, Netherlands	FA-'22
<b>RESERVE/INJURED (5):</b>									
45	Campbell, Chance * (9/9)	LB	6-2	232	10/8/99	R	Mississippi	Ellicott City, Md.	D6b-'22
89	Hudson, Tommy (8/30)	TE	6-3	255	2/22/97	2	Arizona State	San Jose, Calif.	FA-'20
58	Landry III, Harold * (9/2)	OLB	6-2	252	6/5/96	5	Boston College	Spring Lake, N.C.	D2-'18
13	McMath, Racey * (8/31)	WR	6-3	217	6/14/99	2	Louisiana State	New Orleans, La.	D6a-'21
24	Molden, Elijah * (9/9)	CB	5-10	192	1/30/99	2	Washington	West Linn, Ore.	D3b-'21
<b>RESERVE/PHYSICALLY UNABLE TO PERFORM (2):</b>									
56	Rice, Monty	LB	6-0	233	1/8/99	2	Georgia	Huntsville, Ala.	D3a-'21
11	Shudak, Caleb	K	5-7	177	11/19/97	R	Iowa	Council Bluffs, Iowa	FA-'22

Active Roster Count: 53

As of Sept. 12, 2022

\* - Eligible to Return From Reserve/Injured; ( ) - date placed on IR

**HEAD COACH: MIKE VRABEL**

**ASSISTANT COACHES:** **SHANE BOWEN** (defensive coordinator), **TODD DOWNING** (offensive coordinator), **CRAIG AUKERMAN** (special teams), **BRIAN BELL** (sports performance coordinator), **CHASE BLACKBURN** (assistant special teams), **SCOTT BOOKER** (safeties), **KYLAN BUTLER** (offensive assistant), **KEITH CARTER** (offensive line), **RYAN CROW** (outside linebackers), **TONY DEWS** (running backs), **ERIK FRAZIER** (offensive skill assistant), **JASON HOUGHTALING** (offensive line assistant), **TIM KELLY** (passing game coordinator), **BOBBY KING** (inside linebackers), **ZAK KUHR** (inside linebackers assistant), **CLINTON McMILLAN** (defensive line assistant), **ANTHONY MIDGET** (secondary), **ROB MOORE** (wide receivers), **PAT O'HARA** (quarterbacks), **FRANK PIRAINO** (director of sports performance), **TYLER ROUSE** (sports performance assistant), **JIM SCHWARTZ** (senior defensive assistant), **LUKE STECKEL** (tight ends), **JOHN STREICHER** (coordinator of football development), **MIKE SULLIVAN** (assistant offensive line), **TERRELL WILLIAMS** (defensive line)

## TENNESSEE TITANS NUMERICAL ROSTER

NO.	NAME	POS.	HT.	WT.	AGE	EXP.	COLLEGE	HOMETOWN	ACQUIRED
2	Robert Woods	WR	6-0	195	30	10	Southern California	Gardena, Calif.	T (LAR)-'22
3	Caleb Farley	CB	6-2	197	23	2	Virginia Tech	Maiden, N.C.	D1-'21
4	Ryan Stonehouse	P	5-10	193	23	R	Colorado State	La Verne, Calif.	FA-'22
7	Malik Willis	QB	6-1	219	23	R	Liberty	Atlanta, Ga.	D3b-'22
8	Cody Hollister	WR	6-4	220	28	3	Arkansas	Bend, Ore.	FA-'19
14	Randy Bullock	K	5-9	210	32	11	Texas A&M	Klein, Texas	FA-'21
15	Nick Westbrook-Ikhine	WR	6-2	211	25	3	Indiana	Lake Mary, Fla.	FA-'20
16	Treyton Burks	WR	6-2	225	22	R	Arkansas	Warren, Ark.	D1-'22
17	Ryan Tannehill	QB	6-4	217	34	11	Texas A&M	Big Spring, Texas	T (MIA)-'19
18	Kyle Philips	WR	5-11	189	23	R	UCLA	San Marcos, Calif.	D5-'22
20	Lonnie Johnson Jr.	DB	6-2	213	26	4	Kentucky	Gary, Ind.	W (KC)-'22
21	Roger McCreary	CB	5-11	190	22	R	Auburn	Mobile, Ala.	D2-'22
22	Derrick Henry	RB	6-3	247	28	7	Alabama	Yulee, Fla.	D2c-'16
23	Trenton Cannon	RB	5-11	185	28	5	Virginia State	Hampton, Va.	UFA (SF)-'21
25	Hassan Haskins	RB	6-2	228	22	R	Michigan	St. Louis, Mo.	D4a-'22
26	Kristian Fulton	CB	5-11	197	24	3	Louisiana State	New Orleans, La.	D2-'20
28	Joshua Kalu	DB	6-0	203	27	4	Nebraska	Houston, Texas	FA-'22
30	Tre Avery	CB	5-11	181	25	R	Rutgers	Baltimore, Md.	FA-'22
31	Kevin Byard	S	5-11	212	29	7	Middle Tennessee State	Lithonia, Ga.	D3-'16
32	Ugo Amadi	DB	5-9	201	25	4	Oregon	Nashville, Tenn.	T (PHI)-'22
33	A.J. Moore Jr.	S	5-11	200	26	5	Mississippi	Bassfield, Miss.	UFA (HOU)-'22
36	Julius Chestnut	RB	5-11	228	21	R	Sacred Heart	Bowie, Md.	FA-'22
37	Amani Hooker	S	5-11	210	24	4	Iowa	Minneapolis, Minn.	D4-'19
40	Dontrell Hilliard	RB	5-11	202	27	5	Tulane	Baton Rouge, La.	FA-'21
41	Zach Cunningham	LB	6-3	238	27	6	Vanderbilt	Pinson, Ala.	W (HOU)-'21
42	Joe Jones	LB	6-0	240	28	6	Northwestern	Plano, Ill.	FA-'21
44	Tory Carter	FB	6-0	229	23	2	Louisiana State	Valdosta, Ga.	FA-'21
46	Morgan Cox	LS	6-4	233	36	13	Tennessee	Collierville, Tenn.	UFA (BAL)-'21
48	Bud Dupree	OLB	6-4	269	29	8	Kentucky	Irwinton, Ga.	UFA (PIT)-'21
51	David Long Jr.	LB	5-11	227	25	4	West Virginia	Cincinnati, Ohio	D6-'19
53	Dylan Cole	LB	6-0	237	28	6	Missouri State	Springfield, Mo.	FA-'21
55	Aaron Brewer	G/C	6-1	295	24	3	Texas State	Dallas, Texas	FA-'20
59	Derrek Tuszka	OLB	6-5	246	25	3	North Dakota State	Warner, S.D.	W (PIT)-'22
60	Ben Jones	C	6-3	308	33	11	Georgia	Brent, Ala.	UFA (HOU)-'16
62	Corey Levin	C/G	6-4	307	28	4	Chattanooga	Dacula, Ga.	FA-'21
64	Nate Davis	G	6-3	316	25	4	Charlotte	Ashburn, Va.	D3-'19
71	Dennis Daley	OL	6-6	326	26	4	South Carolina	Columbia, S.C.	T (CAR)-'22
73	Jamarco Jones	OL	6-4	293	26	5	Ohio State	Chicago, Ill.	UFA (SEA)-'21
75	Dillon Radunz	OL	6-6	301	24	2	North Dakota State	Becker, Minn.	D2-'21
77	Taylor Lewan	T	6-7	309	31	9	Michigan	Cave Creek, Ariz.	D1-'14
78	Nicholas Petit-Frere	OL	6-5	316	22	R	Ohio State	Tampa, Fla.	D3a-'22
81	Austin Hooper	TE	6-4	254	27	7	Stanford	San Mateo, Calif.	FA-'22
85	Chig Okonkwo	TE	6-3	238	23	R	Maryland	Powder Springs, Ga.	D4b-'22
87	Geoff Swaim	TE	6-4	260	28	8	Texas	Chico, Calif.	FA-'20
90	Naquan Jones	DT	6-3	313	24	2	Michigan State	Evanston, Ill.	FA-'21
92	Ola Adeniyi	OLB	6-1	248	24	5	Toledo	Fort Bend County, Texas	FA-'21
93	Teair Tart	DT	6-2	304	25	3	Florida International	Philadelphia, Pa.	FA-'20
94	Da'Shawn Hand	DE	6-3	297	26	5	Alabama	Woodbridge, Va.	FA-'21
95	DeMarcus Walker	DL	6-4	280	27	6	Florida State	Jacksonville, Fla.	FA-'22
96	Denico Autry	DL	6-5	285	32	9	Mississippi State	Albemarle, N.C.	UFA (IND)-'21
97	Kevin Strong	DE	6-4	295	26	4	Texas-San Antonio	Cleveland, Texas	FA-'21
98	Jeffery Simmons	DT	6-4	305	25	4	Mississippi State	Macon, Miss.	D1-'19
99	Rashad Weaver	OLB	6-4	259	24	2	Pittsburgh	Fort Lauderdale, Fla.	D4b-'21
<b>PRACTICE SQUAD (15):</b>									
5	Logan Woodside	QB	6-1	213	27	3	Toledo	Frankfort, Ky.	FA-'19
10	Dez Fitzpatrick	WR	6-2	208	24	2	Louisville	Farmington Hills, Mich.	D4a-'21
12	Mason Kinsey	WR	5-10	202	24	1	Berry College	Demorest, Ga.	FA-'21
19	Josh Gordon	WR	6-3	224	31	6	Baylor	Houston, Texas	FA-'22
29	Theo Jackson	S	6-1	198	23	R	Tennessee	Nashville, Tenn.	D6a-'22
35	Chris Jackson	DB	5-10	193	24	3	Marshall	Tallahassee, Fla.	D7b-'20
50	Jack Gibbens	LB	6-3	242	23	R	Minnesota	Bulverde, Texas	FA-'22
54	David Anenih	OLB	6-2	245	23	R	Houston	Arlington, Texas	FA-'22
67	Xavier Newman	C/G	6-2	297	23	R	Baylor	Desoto, Texas	FA-'22
68	Sam Okuayinonu	DT	6-1	269	24	R	Maryland	Lowell, Mass.	FA-'22
70	Jordan Roos	G	6-3	302	29	3	Purdue	Celina, Texas	FA-'21
72	Jayden Peevy	DE	6-5	308	23	R	Texas A&M	Bellaire, Texas	FA-'22
76	Andrew Rupcich	T	6-6	318	23	R	Culver-Stockton	Wonder Lake, Ill.	FA-'22
86	Kevin Rader	TE	6-4	250	27	2	Youngstown State	Pittsburgh, Pa.	FA-'22
91	Larrell Murchison	DL	6-2	297	25	3	North Carolina State	Elizabethtown, N.C.	D5-'20
<b>NFL INTERNATIONAL ALLOCATION (1):</b>									
49	Thomas Odukoya	TE	6-6	253	25	R	Eastern Michigan	Almere, Netherlands	FA-'22
<b>RESERVE/INJURED (5):</b>									
13	Racey McMath * (8/31)	WR	6-3	217	23	2	Louisiana State	New Orleans, La.	D6a-'21
24	Elijah Molden * (9/9)	CB	5-10	192	23	2	Washington	West Linn, Ore.	D3b-'21
45	Chance Campbell * (9/9)	LB	6-2	232	22	R	Mississippi	Ellicott City, Md.	D6b-'22
58	Harold Landry III * (9/2)	OLB	6-2	252	26	5	Boston College	Spring Lake, N.C.	D2-'18
89	Tommy Hudson (8/30)	TE	6-3	255	25	2	Arizona State	San Jose, Calif.	FA-'20
<b>RESERVE/PHYSICALLY UNABLE TO PERFORM (2):</b>									
11	Caleb Shudak	K	5-7	177	24	R	Iowa	Council Bluffs, Iowa	FA-'22
56	Monty Rice	LB	6-0	233	23	2	Georgia	Huntsville, Ala.	D3a-'21

Active Roster Count: 53

As of Sept. 12, 2022

\* - Eligible to Return From Reserve/Injured; ( ) - date placed on IR

**HEAD COACH: MIKE VRABEL**

**ASSISTANT COACHES:** SHANE BOWEN (defensive coordinator), TODD DOWNING (offensive coordinator), CRAIG AUKERMAN (special teams), BRIAN BELL (sports performance coordinator), CHASE BLACKBURN (assistant special teams), SCOTT BOOKER (safeties), KYLAN BUTLER (offensive assistant), KEITH CARTER (offensive line), RYAN CROW (outside linebackers), TONY DEWS (running backs), ERIK FRAZIER (offensive skill assistant), JASON HOUGHTALING (offensive line assistant), TIM KELLY (passing game coordinator), BOBBY KING (inside linebackers), ZAK KUHR (inside linebackers assistant), CLINTON McMILLAN (defensive line assistant), ANTHONY MIDGET (secondary), ROB MOORE (wide receivers), PAT O'HARA (quarterbacks), FRANK PIRAINO (director of sports performance), TYLER ROUSE (sports performance assistant), JIM SCHWARTZ (senior defensive assistant), LUKE STECKEL (tight ends), JOHN STREICHER (coordinator of football development), MIKE SULLIVAN (assistant offensive line), TERRELL WILLIAMS (defensive line)

**HOW ACQUIRED KEY:** FA (free agent), UFA (unrestricted free agent), RFA (restricted free agent), D (draft pick), W (waivers), T (trade)





TENNESSEE TITANS

**MIKE VRABEL**  
**TRANSCRIPT**



**HEAD COACH MIKE VRABEL PRESS CONFERENCE TRANSCRIPT**  
**Monday, September 12, 2022**

***(on the challenge of having five of the next seven games be on the road)***

I would have no idea how many we have on the road. I know we have the next one on the road, but the challenge is the same. The challenge is the same whether you win or you lose. You have to regroup, figure out what you did well, what you did bad, and try to eliminate the things that get you beat. That's what we're going to do. The challenge is getting ready for another opponent, an excellent opponent on the road on Monday night.

***(on the main things that caused them to lose)***

The run defense. When we are playing the game well and we are operating how we should operate, we are running the football, we're stopping the run, our quarterback is efficient, and we affect their quarterback. We did not win either of those two matchups. We won the turnover matchup. I felt like we did well enough in some of these critical situations, especially at the end of the game to put ourselves in a position. In the end really what got us was not being able to control the football and then the X-plays that we gave up, those big plays on defense. We still need to try to make sure that we're finishing some drives off. Third down wasn't good enough, too many three-and-outs to start the second half.

***(on if the team could have used more yards before attempting the final field goal)***

We could always use more yards. I'm comfortable - and I've said that at the 25-yard line, I've told the team that we're going to kick the field goal. Now we were at the 26 or 27. I wanted to be very clear what hash we wanted it on. I explained that last night. I'm not disappointed in how that situation happened. I'm disappointed that a guy that we have a lot of confidence in, missed. Randy (Bullock) is disappointed, but he's made a lot of big kicks for us. It's a situation that we've actually covered. In the summer we had 18 seconds on the clock and no timeouts. Randy wanted it on the right hash, so we put it on the right hash, got lined up, calmly clocked the ball and then unfortunately missed the kick.

***(on if the timeout used on the late out of bounds play was due to players' lack of urgency)***

No. Again, that was me just being very clear on where we wanted the football. Was it the left hash? Was it the right hash? This is a game-winner. We want to make sure that we are on the same page. That was my decision.

***(on if decisions like that change from week to week)***

It does. It actually changes sometimes during the game based on the wind, based on how (Randy Bullock) feels, and based on which direction we're heading. There was actually a conversation and I wanted to make sure that there wasn't any indecision in what we were telling Ryan (Tannehill) in where we wanted the football.

***(on if there were any common threads among the third-and-short failures in the game)***

That is something that we've been really good at and that we're going to continue to be really good at. That was disappointing. We had done well enough on first and second down to eliminate some of those third-and-extra longs that are hard to pick up, protect and all those different things. We'll have to make sure that we're giving these guys a great plan, we're giving

the quarterback plenty of options for the looks that we're thinking that we may see or not see and be better. I thought we did a fantastic job with the man coverage early in the game. The play with Bobby (Robert Woods) in the backfield and Ryan (Tannehill) progressed through and they kind of dropped Dontrell (Hilliard) and then we started seeing some more zone probably because of that. We just have to make sure that we're adjusting to some of those things that happen through the course of the game.

***(on how much stress is put on the playcaller by having a wide receiver room that is more committee-centered rather than central to one dominant receiver)***

Everybody in this building - there's stress involved in everybody's job whether you're a player, coach or trainer just to try to get the players ready to go out there and understand what's going on. We have confidence in everybody out there. We have some certain plays where you may want a guy at one position, but other than that, just like Cody (Hollister) went in there the other day and we threw a boot to him that gained 18 or however many yards it did down there in the red zone. I thought he did a nice job, and he kept both feet in bounds. And whatever guy's number is called, we'll go out and make it work.

***(on what becomes more important with so many teams focused on running back Derrick Henry)***

They've focused on Derrick (Henry) for the last three years or whenever that may have been. Nothing's changed there. We left a lot of meat on the bone running the football.

***(on if he would like to see more touches for wide receiver Robert Woods or tight end Austin Hooper or if they have to earn more touches)***

I've been through this, and I've tried to explain it as best as I can to the team specifically. If you're a receiver or you are a tight end or you're, maybe not a running back, but if you're out in the route then all you can focus on is that you get open. Then the quarterback has to determine where he goes with football. We always watch and we say, 'Oh, that guy is open on the right.' Well, the read and the progression starts over here and it's a yes-no and you only have so much time. You can't start here and then think, 'Oh, I'm going to come back,' as pressure is coming. That's the thing we lose sight of. We want everybody that's open to get the football. Is Ryan (Tannehill) going to say, 'Yeah, I probably should have ripped a sit to (Austin Hooper) down there in the high red?' Probably. I thought we were efficient in the play-pass game. We had some of those X-plays. We're going to continue to work with Treylon (Burks) about continuing to run and continue his speed down the field as he's trying to locate the ball. That came up. Our young guys played good man. These guys and went out there, we had some rookies that started. That's the most production that we've had from young guys. Treylon caught the ball well, he blocked, we'll start maybe seeing if he can make somebody miss in the open field instead of trying to run them over. We'll try to get the quarterback to get the guy the ball when he is open.

***(on the pass protection yesterday)***

Even with (Geoff) Swaim and (Austin) Hooper at times, Geoff did a nice job on some of the defensive ends that we had him blocking in the play-pass which we know can be hit or miss. I thought the protection was good. There were a couple of times where they run a game or there was some leakage. Overall, I thought it was good. There were some good pockets, some very

good pockets. Our one sack came on a boot that Ryan (Tannehill) didn't gain any yards on. All in all we did some positive things upfront.

***(on if linebacker Zach Cunningham is trying to run around too many blocks)***

There's three ways that you can get to the ball, under, over or through. Zach (Cunningham) has shown in the past that he can do all three of those. That's why he's such an intriguing player. One thing to look at is where the ball is, where the blocker is. There are sometimes where if the ball is further away from the blocker that you can dip, avoid and try to beat him. Those are decisions just like with Derrick (Henry) running the football. You have to coach them up and hope that they make the right decision and make the right read, whether he's going to slip underneath the block or take it on and try to shed.

***(on how much of the running game's 'meat left on the bone' was left by Derrick Henry)***

Some. Again, we're all in it out there and we have to have a play design. Sometimes Derrick (Henry) bounces, makes a huge play, sometimes he sticks it up inside and gets a couple of dirty yards. We've always trusted him with the football to go. That's why I tell those guys to finish longer than the guy with the ball. Sometimes we've seen them break it out and make magic happen and sometimes it's a one or two-yard gain. That's what we've entrusted him to do and that's why he's our running back. That's why we rely heavily on him.

***(on if players were in the right spot during the Giants two-point conversion attempt)***

We had a couple of guys there and Saquon (Barkley) made a play.

***(on if defensive lineman Denico Autry was held on that two-point conversion attempt)***

I think that there's a lot of things that – I think they had 12 men on the field when we punted the football too, but that's beside the point.

***(on if there were more missed tackles than usual in the team's run defense)***

Probably more. We had double digits. Some of the fits, making sure that there is an edge or there is a wall and that you are swarming. Sometimes when they get some pullers over the edge, you have secondary players that then become force players. We have to make sure that we're forcing it and that we're getting the right guys at the right angles.

***(on if he was pleased with Robert Woods and Austin Hooper's performances)***

Again, we lost the game, so nobody really played well enough or coached well enough. That's how we want to approach it. Everybody that was involved in the game did some of those things that were really positive and some of the things that we need to correct and make sure that we fix. Whether it's how we're running a route, how we're blocking, or how we're taking on blocks. It's a big week for us and we're going to use the extra day hopefully to try to take care of some fundamentals, look at some things that come up and try to be very specific here.

***(on if the team has faced the challenge of dealing with a disappointing loss)***

Every loss is disappointing. We put a lot into it, and we've done that to other teams. That's why it hurts, it's frustrating, disappointing and a million different things. But I am going to walk in and talk to the team and tell them, 'We got off to the start that we wanted, and this is what we were doing well.' We came out, second half sky kick, we start backed up. We go three-and-out to start



and just really never did enough in the second half to take control of the momentum. I'm proud of the way that we fought. Unfortunately, we just came up short.

***(on the fact that the team historically has responded well in these situations)***

I'm proud of that. I'm proud that the players understand and keep everything in perspective. They do a good job of keeping things in perspective. I'm going to try to do that and help them.

***(on if wide receiver Treyton Burks' ability to create separation popped on the tape of the Week One loss)***

He did some things really well. He had some things that he needs to get corrected. When we asked him to block, he went in there and he was willing to. I talked to you about his efforts on the kickoff return and how much those coaches wanted him in that phase. Now he got a holding penalty, but it was also against probably their best special teams player. He stood in there and he didn't back down. He didn't flinch. He got set, hit him, tried to block him and just caught a tug. The separation, I just hope that he continues to try to develop, catch the ball and find ways to help us.

***(on how defensive players have improved at mirroring opposing quarterbacks in order to bat down passes and how much that helps the team)***

That will always help us. Jeffery (Simmons) will probably be kicking himself. He tried to do it, but he jumped and Daniel Jones was able to put it in there on one of the third downs. He was trying, Jeffery was clearly chasing him and trying to match the hand, but he left his feet a little bit. (Kevin) Strong came up with a big one at a huge point on third down. We just didn't have enough attempts, whether that was at the line of scrimmage or with the ball carrier.

***(on how outside linebacker Rashad Weaver set the edge in the run game)***

There were a couple of really nice ones where he got two blockers, some of those pullers over the edge. Then there was another one where he could have been better, and he knows that. We'll try to explain it to him and show him. He did well, not good enough for us to win collectively. He continues to work and is trying to take advantage of the opportunity. He's excited to be out there. He's into it. He plays hard.

***(on if setting the edge is difficult for players whose strong suit is rushing the passer)***

There is just some patience that's involved with it. Whether that be (Rashad Weaver) or Denico (Autry), the defensive players always want to make a bunch of plays. We just ask that you make the ones that you're supposed to make because there has to be some sort of responsibility. There has to be some sort of semblance and order to what's going on. There is a fine line of - we talked about Zach Cunningham running around the block or when you just get rid of somebody soon instead of waiting and then losing a speed battle to a very good back.

***(on if the toughness that the 2021 Titans displayed in one-score games has to be relearned year to year or if there is any kind of carryover to tap into)***

There may be some carryover. It's just understanding the situations, right? We were pretty confident that if they scored that they were going to go for two, being on the road and a lot of different factors. The way that the game was going left us enough time. Our offense went back, missed a kick at the end. We have been good. I'm proud of the fact that we've been good in one-

score games. Not so good yesterday but we just have to do a better job of coming out of that second half and taking control of the game again and not making it to the point where it comes down to a few plays there at the end.

***(on what ruling of defensive back A.J. Moore Jr. out due to injury costed them from a personnel standpoint)***

(A.J. Moore) is a very solid special teams contributor. He is continuing to build a role on defense, but his passion, his speed in what we were doing - I thought our special teams' units - Tre Avery, what it did was give Tre Avery an opportunity. Another young guy, had one tackle, two assists, never played L-five on a kickoff team in his life. Ran in there, ran down the middle field, hit the off returner and made a tackle. That's usually what happens, one guy is not available and then somebody else is. We like when they take advantage of the opportunity.

***(on why defensive back Ugo Amadi was selected for the nickel package over cornerback Roger McCreary inside and cornerback Caleb Farley on the outside)***

There's a lot of banging around that goes on in there. (Ugo) Amadi has done it much more in this league than Roger (McCreary). Just trying not to overload Roger McCreary with the inside, the outside, the run game, there's some different run fits that are associated in there. It's really a modified linebacker. Roger McCreary just right now, it's not that he doesn't want to go in there and mix it up because he tackled well at times yesterday and tried to tackle physically. It's just right now we're working him on third down in there.

***(on if the decision is based more on Roger McCreary's usage)***

It's just first and second down. When we go nickel, when we substitute a defense it's first and second down, just trying to get a guy in there at the nickel that has done it and that's it.

***(on how rare it is for a rookie like wide receiver Kyle Philips to receive the target share that he did in his first NFL game and what that says about Ryan Tannehill's trust in him)***

He's got a lot of trust. You saw a great punt return, a great effort from him. A lot of great efforts from other guys out there. Then it didn't come without - it wasn't perfect because then he muffed one. Kyle (Philips) is a competitor. He's got a knack for getting open. Ryan (Tannehill) was able to find him a couple of times yesterday.

***(on if he wished some of the punts Kyle Philips elected to field were let go)***

Well, inside the five you're starting to get a little bit dicey. That eight-yard line is usually probably the break point just because the punters are so good to be able to pin you inside the five-yard line. Just making good decisions down there. I'm hoping that we can keep that a strength and just clean up the ball security.

***(on if the pass needed to be quicker on the run fake to Derrick Henry inside the 10-yard line in the first half)***

I'm not going to go through the scheme of it. I would say that everybody involved has to be better and just make sure that we're firm and solid on where we want to go with the ball and how we want that route to get there.

***(on how he goes about refocusing run stopping efforts on defense)***

Every week is different. This may be a different running scheme. They showed a few things in their first week that Buffalo hadn't shown last year. We'll figure out what the scheme is and try to come up with ways to defend it. It really just came down to the plays, the X-plays, the explosive gains. That really changed momentum, it changed field position. You got to make them earn everything in this league. You just can't give them big plays.

***(on how many times in his tenure has the number one focus of defensive gameplanning been the number one pitfall)***

There have been a couple times. I can't go back. You can check with Stretch (John Streicher) but I'm sure there have been sometimes we needed to do something and didn't do it. You can go out there and you can have 80 percent of the snaps be for three yards or less. Then give up a couple of big plays, which is what we did. Add the quarterback scramble into that and a Jet-sweep into that. If the quarterback runs for 15 yards at the end of a two-minute drill that we'd end up stopping them on it's going to go under rushing, but at the end of the day it was just some of those big plays.

***(on how big of a challenge Buffalo will be next week and if prior matchups against them will help them prepare)***

I'm sure they will help a little bit, every year is different. This is an excellent defense. They put a lot of pressure on the other night, very sound, they're good tacklers. You just watch that game and they tackled very well. Offensively, they were able to break tackles. The quarterback is very good. I have a lot of respect for Josh (Allen) and what he does, the command that he has, his toughness, his physicality and not only that but just his arm talent. It's a huge challenge on the road.

***(on what led tight end Geoff Swaim to earn the most snaps out of the tight ends on the roster)***

He is the best blocking tight end that we have.





TENNESSEE TITANS

**GAME-BY-GAME  
STATISTICS**

# 2022 TITANS OFFENSE

	Sept 11 NYG	2022 Totals
<b>Points</b>	20	20
1st Qtr	7	7
2nd Qtr	6	6
3rd Qtr	7	7
4th Qtr	0	0
Overtime	0	0
TDs (Ru-P-Ret)	0-2-0	0-2-0
PATs (M/A)	2-2	2-2
2PT Convs (M/A)	0-0	0-0
FGs (M/A)	2-3	2-3
Safeties	0	0
<b>First Downs</b>	19	19
Rushing	2	2
Passing	13	13
Penalty	4	4
<b>3rd Down Conv (M/A)</b>	3-11	3-11
3rd Down Conv Pct	27.27%	27.27%
<b>4th Down Conv (M/A)</b>	0-0	0-0
4th Down Conv Pct	0.00%	0.00%
<b>Red Zone Conv (M/A)</b>	2-3	2-3
Red Zone Conv Pct	66.67%	66.67%
<b>Goal to Go Conv (M/A)</b>	1-1	1-1
Goal to Go Conv Pct	100.00%	100.00%
<b>Total Net Yards</b>	359	359
Total Off. Plays	60	60
Avg. Gain Per Play	6.0	6.0
<b>Net Yards Rushing</b>	93	93
Total Rushing Plays	26	26
Avg. Gain Per Rush	3.6	3.6
<b>Net Yards Passing</b>	266	266
Times Sacked	1	1
Yards Lost on Sacks	0	0
Gross Yards Passing	266	266
Pass Attempts	33	33
Pass Completions	20	20
Completion Pct	60.61%	60.61%
Avg. Gain Per Pass	7.8	7.8
Interceptions	0	0
<b>Fumbles / Fum. Lost</b>	2-1	2-1
<b>Penalties</b>	7	7
Penalty Yards	50	50
<b>Punts</b>	6	6
Gross Punting Average	57.0	57.0
Touchbacks	0	0
Inside20	3	3
Punts Blocked	0	0
Net Punting Average	46.7	46.7
<b>Punt Returns</b>	4	4
Punt Return Yards	62	62
Punt Return Avg.	15.5	15.5
Fair Catches	2	2
<b>Kickoff Returns</b>	2	2
Kickoff Return Yards	33	33
Kickoff Return Avg.	16.5	16.5
<b>Time of Possession</b>	31:06	31:06
Turnover Ratio	+1	+1

# 2022 TITANS DEFENSE

	Sept 11 NYG	2022 Totals
<b>Points</b>	21	21
1st Qtr	0	0
2nd Qtr	0	0
3rd Qtr	13	13
4th Qtr	8	8
Overtime	0	0
TDs (Ru-P-Ret)	1-2-0	1-2-0
PATs (M/A)	1-1	1-1
2PT Convs (M/A)	1-2	1-2
FGs (M/A)	0-0	0-0
Safeties	0	0
<b>First Downs</b>	19	19
Rushing	11	11
Passing	7	7
Penalty	1	1
<b>3rd Down Conv (M/A)</b>	2-10	2-10
3rd Down Conv Pct	20.00%	20.00%
<b>4th Down Conv (M/A)</b>	1-1	1-1
4th Down Conv Pct	100.00%	100.00%
<b>Red Zone Conv (M/A)</b>	2-3	2-3
Red Zone Conv Pct	66.67%	66.67%
<b>Goal to Go Conv (M/A)</b>	2-2	2-2
Goal to Go Conv Pct	100.00%	100.00%
<b>Total Net Yards</b>	394	394
Total Off. Plays	58	58
Avg. Gain Per Play	6.8	6.8
<b>Net Yards Rushing</b>	238	238
Total Rushing Plays	32	32
Avg. Gain Per Rush	7.4	7.4
<b>Net Yards Passing</b>	156	156
Times Sacked	5	5
Yards Lost on Sacks	32	32
Gross Yards Passing	188	188
Pass Attempts	21	21
Pass Completions	17	17
Completion Pct	80.95%	80.95%
Avg. Gain Per Pass	6.0	6.0
Interceptions	1	1
<b>Fumbles / Fum. Lost</b>	2-1	2-1
<b>Penalties</b>	8	8
Penalty Yards	45	45
<b>Punts</b>	6	6
Gross Punting Average	51.5	51.5
Touchbacks	0	0
Inside 20	5	5
Punts Blocked	0	0
Net Punting Average	41.2	41.2
<b>Punt Returns</b>	5	5
Punt Return Yards	62	62
Punt Return Avg.	12.4	12.4
Fair Catches	1	1
<b>Kickoff Returns</b>	2	2
Kickoff Return Yards	41	41
Kickoff Return Avg.	20.5	20.5
<b>Time of Possession</b>	28:54	28:54



2022 TENNESSEE TITANS GAME-BY-GAME INDIVIDUAL LEADERS									
Date	Opp	PASSING YDS.	RUSHING YDS.	RUSHING ATT.	RECEPTIONS	RECEIVING YDS.	TOTAL TACKLES	SACKS	INTERCEPTIONS

Sept 11	NYG	R. Tannehill (266)	D. Henry (82)	D. Henry (21)	K. Philips (6)	K. Philips (66)	K. Byard (12)	J. Simmons, R. Weaver (2)	A. Hooker (1)
---------	-----	--------------------	---------------	---------------	----------------	-----------------	---------------	---------------------------	---------------

## 2022 OPPONENTS GAME-BY-GAME INDIVIDUAL LEADERS

Date	Opp	PASSING YDS.	RUSHING YDS.	RUSHING ATT.	RECEPTIONS	RECEIVING YDS.	TOTAL TACKLES	SACKS	INTERCEPTIONS
Sept 11	NYG	D. Jones (188)	S. Barkley (164)	S. Barkley (18)	S. Barkley (6)	S. Shepard (71)	T. Crowder (7)	T. Fox (1)	None

## 2022 TENNESSEE TITANS GAME-BY-GAME STARTERS

**BOLD** denotes rookie

OFFENSE												
Date	Opp	WR	LT	LG	C	RG	RT	TE	FB	QB	WR	RB
Sept 11	NYG	N.Westbrook-Ikhine	T.Lewan	A.Brewer	B.Jones	N.Davis	<b>N.Petit-Frere</b>	G.Swaim	T.Carter	R.Tannehill	R.Woods	D.Henry

**BOLD** denotes rookie

DEFENSE												
Date	Opp	DE	NT	DT	OLB	ILB	ILB	OLB	CB	CB	S	S
Sept 11	NYG	D.Walker	T. Tart	J.Simmons	O.Adeniy	Z.Cunningham	D.Long	B.Dupree	<b>R.McCreary</b>	K.Fulton	A.Hooker	K.Byard

2022 TENNESSEE TITANS INDIVIDUAL GAME-BY-GAME PASSING STATISTICS

RYAN TANNEHILL (QB)																	
				PASSING													
Date	Opp	W-L	GP / GS	Att	Cmp	Pct	Yds	Yd/Att	TD	TD%	Int	Int%	Lg	Sk	Yds	Rat	
Sept 11	NYG	L	S	33	20	60.6	266	8.1	2	6.1	0	0.0	31	1	0	106.4	
2022 Totals		0-1	1 / 1	33	20	60.6	266	8.1	2	6.1	0	0.0	31	1	0	106.4	

MALIK WILLIS (QB)																	
				PASSING													
Date	Opp	W-L	GP / GS	Att	Cmp	Pct	Yds	Yd/Att	TD	TD%	Int	Int%	Lg	Sk	Yds	Rat	
Sept 11	NYG	L	DNP	0	0	-	0	-	0	-	0	-	0	0	0	-	
2022 Totals		0-1	0 / 0	0	0	-	-	-	0	-	0	-	0	0	0	-	

Other passers: (none)



# 2022 TENNESSEE TITANS INDIVIDUAL GAME-BY-GAME RUSHING STATISTICS

## TRENTON CANNON (RB)

			RUSHING						RUSHING						
Date	Opp	GP / GS	Att	Yds	Avg	Lg	TD	Date	Opp	GP / GS	Att	Yds	Avg	Lg	TD
Sept 11	NYG	p	0	0	-	0	0	Sept 11	NYG	S	0	0	-	0	0
2022 Totals			0	0	-	0	0	2022 Totals			0	0	-	0	0

## TORY CARTER (FB)

			RUSHING						RUSHING						
Date	Opp	GP / GS	Att	Yds	Avg	Lg	TD	Date	Opp	GP / GS	Att	Yds	Avg	Lg	TD
Sept 11	NYG	p	0	0	-	0	0	Sept 11	NYG	S	0	0	-	0	0
2022 Totals			0	0	-	0	0	2022 Totals			0	0	-	0	0

## JULIUS CHESTNUT (RB)

			RUSHING									RUSHING					
Date	Opp	GP / GS	Att	Yds	Avg	Lg	TD	Date	Opp	GP / GS	Att	Yds	Avg	Lg	TD		
Sept 11	NYG	IA	0	0	-	0	0	Sept 11	NYG	p	0	0	-	0	0		
2022 Totals		0 / 0	0	0	-	0	0	2022 Totals		1 / 0	0	0	-	0	0		

## HASSAN HASKINS (RB)

			RUSHING									RUSHING					
Date	Opp	GP / GS	Att	Yds	Avg	Lg	TD	Date	Opp	GP / GS	Att	Yds	Avg	Lg	TD		
Sept 11	NYG	IA	0	0	-	0	0	Sept 11	NYG	p	0	0	-	0	0		
2022 Totals		0 / 0	0	0	-	0	0	2022 Totals		1 / 0	0	0	-	0	0		

## DERRICK HENRY (RB)

RUSHING											RUSHING					
Date	Opp	GP / GS	Att	Yds	Avg	Lg	TD	Date	Opp	GP / GS	Att	Yds	Avg	Lg	TD	
Sept 11	NYG	S	21	82	3.9	18	0	Sept 11	NYG	p	2	8	4.0	5	0	
2022 Totals			21	82	3.9	18	0	2022 Totals			2	8	4.0	5	0	

## DONTRELL HILLIARD (RB)

RUSHING											RUSHING					
Date	Opp	GP / GS	Att	Yds	Avg	Lg	TD	Date	Opp	GP / GS	Att	Yds	Avg	Lg	TD	
Sept 11	NYG	S	21	82	3.9	18	0	Sept 11	NYG	p	2	8	4.0	5	0	
2022 Totals			21	82	3.9	18	0	2022 Totals			2	8	4.0	5	0	

## RYAN TANNEHILL (QB)

			RUSHING							RUSHING						
Date	Opp	GP / GS	Att	Yds	Avg	Lg	TD	Date	Opp	GP / GS	Att	Yds	Avg	Lg	TD	
Sept 11	NYG	S	2	7	3.5	9	0	Sept 11	NYG	DNP	0	0	-	0	0	
2022 Totals		1 / 1	2	7	3.5	9	0	2022 Totals		0 / 0	0	0	-	0	0	

## MALIK WILLIS (QB)

			RUSHING							RUSHING						
Date	Opp	GP / GS	Att	Yds	Avg	Lg	TD	Date	Opp	GP / GS	Att	Yds	Avg	Lg	TD	
Sept 11	NYG	S	2	7	3.5	9	0	Sept 11	NYG	DNP	0	0	-	0	0	
2022 Totals		1 / 1	2	7	3.5	9	0	2022 Totals		0 / 0	0	0	-	0	0	

**Other rushers:** Chig Okonkwo (1 for -4 yards vs. NYG, 9/11)

# 2022 TENNESSEE TITANS INDIVIDUAL GAME-BY-GAME RECEIVING STATISTICS

## TREYLON BURKS (WR)

RECEIVING							
Date	Opp	GP / GS	No	Yds	Avg	Lg	TD
Sept 11	NYG	p	3	55	18.3	27	0
2022 Totals			3	55	18.3	27	0

## TRENTON CANNON (RB)

RECEIVING							
Date	Opp	GP / GS	No	Yds	Avg	Lg	TD
Sept 11	NYG	p	0	0	-	0	0
2022 Totals			0	0	-	0	0

## TORY CARTER (FB)

RECEIVING							
Date	Opp	GP / GS	No	Yds	Avg	Lg	TD
Sept 11	NYG	S	0	0	-	0	0
2022 Totals			0	0	-	0	0

## JULIUS CHESTNUT (RB)

RECEIVING							
Date	Opp	GP / GS	No	Yds	Avg	Lg	TD
Sept 11	NYG	IA	0	0	-	0	0
2022 Totals			0	0	-	0	0

## HASSAN HASKINS (RB)

RECEIVING							
Date	Opp	GP / GS	No	Yds	Avg	Lg	TD
Sept 11	NYG	p	0	0	-	0	0
2022 Totals			0	0	-	0	0

## DERRICK HENRY (RB)

RECEIVING							
Date	Opp	GP / GS	No	Yds	Avg	Lg	TD
Sept 11	NYG	S	0	0	-	0	0
2022 Totals			0	0	-	0	0

## DONTRELL HILLIARD (RB)

RECEIVING							
Date	Opp	GP / GS	No	Yds	Avg	Lg	TD
Sept 11	NYG	p	3	61	20.3	31	2
2022 Totals			3	61	20.3	31	2

## CODY HOLLISTER (WR)

RECEIVING							
Date	Opp	GP / GS	No	Yds	Avg	Lg	TD
Sept 11	NYG	p	1	22	22.0	22	0
2022 Totals			0	0	-	0	0

## AUSTIN HOOPER (TE)

RECEIVING							
Date	Opp	GP / GS	No	Yds	Avg	Lg	TD
Sept 11	NYG	p	1	6	6.0	6	0
2022 Totals			1	6	6.0	6	0

## CHIG OKONKWO (TE)

RECEIVING							
Date	Opp	GP / GS	No	Yds	Avg	Lg	TD
Sept 11	NYG	p	1	11	11.0	11	0
2022 Totals			1	11	11.0	11	0

## KYLE PHILIPS (WR)

RECEIVING							
Date	Opp	GP / GS	No	Yds	Avg	Lg	TD
Sept 11	NYG	p	6	66	11.0	21	0
2022 Totals			6	66	11.0	21	0

## GEOFF SWAIM (TE)

RECEIVING							
Date	Opp	GP / GS	No	Yds	Avg	Lg	TD
Sept 11	NYG	S	3	19	6.3	9	0
2022 Totals			3	19	6.3	9	0

## NICK WESTBROOK-IKHINE (WR)

RECEIVING							
Date	Opp	GP / GS	No	Yds	Avg	Lg	TD
Sept 11	NYG	S	1	13	13.0	13	0
2022 Totals			1	13	13.0	13	0

## ROBERT WOODS (WR)

RECEIVING							
Date	Opp	GP / GS	No	Yds	Avg	Lg	TD
Sept 11	NYG	S	1	13	13.0	13	0
2022 Totals			1	13	13.0	13	0

Other receivers: (none)

2022 TENNESSEE TITANS INDIVIDUAL GAME-BY-GAME PUNTING

RYAN STONEHOUSE (P)													
			PUNTING										
Date	Opp	GP / GS	No.	Yds	Avg	Ret	Yds	R Avg	TB	In	Lg	Blk	Net
Sept 11	NYG	p	6	342	57.0	5	62	12.4	0	3	66	0	46.7
2022 Totals		1 / 0	6	342	57.0	5	62	12.4	0	3	66	0	46.7

Other Punters: (none)



## 2022 INDIVIDUAL GAME-BY-GAME PUNT AND KICKOFF RETURNS

TRENTON CANNON (RB)														
			PUNT RETURNS							KICKOFF RETURNS				
Date	Opp	GP / GS	No	FC	Yds	Avg	Lg	TD		No	Yds	Avg	Lg	TD
Sept 11	NYG	p	0	0	0	-	0	0		2	33	16.5	19	0
2022 Totals			0	0	0	-	0	0		2	33	16.5	19	0

DONTRELL HILLIARD (RB)														
			PUNT RETURNS							KICKOFF RETURNS				
Date	Opp	GP / GS	No	FC	Yds	Avg	Lg	TD		No	Yds	Avg	Lg	TD
Sept 11	NYG	p	0	0	0	-	0	0		0	0	-	0	0
2022 Totals			0	0	0	-	0	0		0	0	-	0	0

KYLE PHILIPS (WR)														
			PUNT RETURNS							KICKOFF RETURNS				
Date	Opp	GP / GS	No	FC	Yds	Avg	Lg	TD		No	Yds	Avg	Lg	TD
Sept 11	NYG	p	4	2	62	15.5	46	0		0	0	-	0	0
2022 Totals			4	2	62	15.5	46	0		0	0	-	0	0

Other returners: (none)

# 2022 TENNESSEE TITANS INDIVIDUAL GAME-BY-GAME DEFENSIVE STATISTICS

## OLA ADENIYI (OLB)

Date	Opp	GP / GS	TACKLES ...							INTERCEPTIONS ...					FUMBLES ...			SpT
			Tot	Solo	Asst	Sk	Yds	QBP	TFL	No	Yds	Lg	TD	PD	FF	FR	Yds	
Sept 11	NYG	S	0	0	0	0.0	0.0	1	0	0	0	0	0	0	0	0	0	0
2022 Totals		1 / 1	0	0	0	0.0	0.0	1	0	0	0	0	0	0	0	0	0	0

## UGO AMADI (DB)

Date	Opp	GP / GS	TACKLES ...							INTERCEPTIONS ...					FUMBLES ...			SpT
			Tot	Solo	Asst	Sk	Yds	QBP	TFL	No	Yds	Lg	TD	PD	FF	FR	Yds	
Sept 11	NYG	p	5	4	1	0.0	0.0	0	0	0	0	0	0	0	0	0	0	0
2022 Totals		1 / 0	5	4	1	0.0	0.0	0	0	0	0	0	0	0	0	0	0	0

## DENICO AUTRY (DL)

Date	Opp	GP / GS	TACKLES ...							INTERCEPTIONS ...					FUMBLES ...			SpT
			Tot	Solo	Asst	Sk	Yds	QBP	TFL	No	Yds	Lg	TD	PD	FF	FR	Yds	
Sept 11	NYG	p	4	2	2	0.0	0.0	2	0	0	0	0	0	0	0	0	0	0
2022 Totals		1 / 0	4	2	2	0.0	0.0	2	0	0	0	0	0	0	0	0	0	0

## TRE AVERY (CB)

Date	Opp	GP / GS	TACKLES ...							INTERCEPTIONS ...					FUMBLES ...			SpT
			Tot	Solo	Asst	Sk	Yds	QBP	TFL	No	Yds	Lg	TD	PD	FF	FR	Yds	
Sept 11	NYG	p	0	0	0	0.0	0.0	0	0	0	0	0	0	0	0	0	0	3
2022 Totals		1 / 0	0	0	0	0.0	0.0	0	0	0	0	0	0	0	0	0	0	3

## KEVIN BYARD (S)

Date	Opp	GP / GS	TACKLES ...							INTERCEPTIONS ...					FUMBLES ...			SpT
			Tot	Solo	Asst	Sk	Yds	QBP	TFL	No	Yds	Lg	TD	PD	FF	FR	Yds	
Sept 11	NYG	S	12	8	4	0.0	0.0	0	0	0	0	0	0	0	0	0	0	0
2022 Totals		1 / 1	12	8	4	0.0	0.0	0	0	0	0	0	0	0	0	0	0	0

## DYLAN COLE (LB)

Date	Opp	GP / GS	TACKLES ...							INTERCEPTIONS ...					FUMBLES ...			SpT
			Tot	Solo	Asst	Sk	Yds	QBP	TFL	No	Yds	Lg	TD	PD	FF	FR	Yds	
Sept 11	NYG	p	0	0	0	0.0	0.0	0	0	0	0	0	0	0	0	0	0	1
2022 Totals		1 / 0	0	0	0	0.0	0.0	0	0	0	0	0	0	0	0	0	0	1

## ZACH CUNNINGHAM (LB)

Date	Opp	GP / GS	TACKLES ...							INTERCEPTIONS ...					FUMBLES ...			SpT
			Tot	Solo	Asst	Sk	Yds	QBP	TFL	No	Yds	Lg	TD	PD	FF	FR	Yds	
Sept 11	NYG	S	6	5	1	0.0	0.0	0	0	0	0	0	0	0	0	0	0	1
2022 Totals		1 / 1	6	5	1	0.0	0.0	0	0	0	0	0	0	0	0	0	0	1

## BUD DUPREE (OLB)

Date	Opp	GP / GS	TACKLES ...							INTERCEPTIONS ...					FUMBLES ...			SpT
			Tot	Solo	Asst	Sk	Yds	QBP	TFL	No	Yds	Lg	TD	PD	FF	FR	Yds	
Sept 11	NYG	S	1	1	0	1.0	6.0	6	1	0	0	0	0	0	0	1	0	0
2022 Totals		1 / 1	1	1	0	1.0	6.0	6	1	0	0	0	0	0	0	1	0	0

## CALEB FARLEY (CB)

Date	Opp	GP / GS	TACKLES ...							INTERCEPTIONS ...					FUMBLES ...			SpT
			Tot	Solo	Asst	Sk	Yds	QBP	TFL	No	Yds	Lg	TD	PD	FF	FR	Yds	
Sept 11	NYG	p	1	1	0	0.0	0.0	0	0	0	0	0	0	0	0	0	0	0
2022 Totals		1 / 0	1	1	0	0.0	0.0	0	0	0	0	0	0	0	0	0	0	0

## KRISTIAN FULTON (CB)

Date	Opp	GP / GS	TACKLES ...							INTERCEPTIONS ...					FUMBLES ...			SpT
			Tot	Solo	Asst	Sk	Yds	QBP	TFL	No	Yds	Lg	TD	PD	FF	FR	Yds	
Sept 11	NYG	S	6	5	1	0.0	0.0	0	0	0	0	0	0	0	1	0	0	0
2022 Totals		1 / 1	6	5	1	0.0	0.0	0	0	0	0	0	0	0	1	0	0	0

## DA'SHAWN HAND (DE)

Date	Opp	GP / GS	TACKLES ...							INTERCEPTIONS ...					FUMBLES ...			SpT
			Tot	Solo	Asst	Sk	Yds	QBP	TFL	No	Yds	Lg	TD	PD	FF	FR	Yds	
Sept 11	NYG	p	0	0	0	0.0	0.0	1	0	0	0	0	0	0	0	0	0	0
2022 Totals		1 / 0	0	0	0	0.0	0.0	1	0	0	0	0	0	0	0	0	0	0

## AMANI HOOKER (S)

Date	Opp	GP / GS	TACKLES ...							INTERCEPTIONS ...					FUMBLES ...			SpT
			Tot	Solo	Asst	Sk	Yds	QBP	TFL	No	Yds	Lg	TD	PD	FF	FR	Yds	
Sept 11	NYG	S	4	3	1	0.0	0.0	0	0	1	0	0	0	1	0	0	0	0
2022 Totals		1 / 1	4	3	1	0.0	0.0	0	0	1	0	0	0	1	0	0	0	0

# 2022 TENNESSEE TITANS INDIVIDUAL GAME-BY-GAME DEFENSIVE STATISTICS

## LONNIE JOHNSON JR. (DB)

Date	Opp	GP / GS	TACKLES ...							INTERCEPTIONS ...					FUMBLES ...			
			Tot	Solo	Asst	Sk	Yds	QBP	TFL	No	Yds	Lg	TD	PD	FF	FR	Yds	SpT
Sept 11	NYG	IA	0	0	0	0.0	0.0	0	0	0	0	0	0	0	0	0	0	0
2022 Totals			0	0	0	0.0	0.0	0	0	0	0	0	0	0	0	0	0	0

## NAQUAN JONES (DT)

Date	Opp	GP / GS	TACKLES ...							INTERCEPTIONS ...					FUMBLES ...			
			Tot	Solo	Asst	Sk	Yds	QBP	TFL	No	Yds	Lg	TD	PD	FF	FR	Yds	SpT
Sept 11	NYG	IA	0	0	0	0.0	0.0	0	0	0	0	0	0	0	0	0	0	0
2022 Totals			0	0	0	0.0	0.0	0	0	0	0	0	0	0	0	0	0	0

## JOSHUA KALU (DB)

Date	Opp	GP / GS	TACKLES ...							INTERCEPTIONS ...					FUMBLES ...			
			Tot	Solo	Asst	Sk	Yds	QBP	TFL	No	Yds	Lg	TD	PD	FF	FR	Yds	SpT
Sept 11	NYG	p	1	1	0	0.0	0.0	0	0	0	0	0	0	0	0	0	0	0
2022 Totals			1	1	0	0.0	0.0	0	0	0	0	0	0	0	0	0	0	0

## DAVID LONG JR. (LB)

Date	Opp	GP / GS	TACKLES ...							INTERCEPTIONS ...					FUMBLES ...			
			Tot	Solo	Asst	Sk	Yds	QBP	TFL	No	Yds	Lg	TD	PD	FF	FR	Yds	SpT
Sept 11	NYG	S	8	5	3	0.0	0.0	2	1	0	0	0	0	0	0	0	0	0
2022 Totals			8	5	3	0.0	0.0	2	1	0	0	0	0	0	0	0	0	0

## ROGER MCCREARY (CB)

Date	Opp	GP / GS	TACKLES ...							INTERCEPTIONS ...					FUMBLES ...			
			Tot	Solo	Asst	Sk	Yds	QBP	TFL	No	Yds	Lg	TD	PD	FF	FR	Yds	SpT
Sept 11	NYG	S	2	1	1	0.0	0.0	0	0	0	0	0	0	0	0	0	0	0
2022 Totals			2	1	1	0.0	0.0	0	0	0	0	0	0	0	0	0	0	0

## A.J. MOORE (S)

Date	Opp	GP / GS	TACKLES ...							INTERCEPTIONS ...					FUMBLES ...			
			Tot	Solo	Asst	Sk	Yds	QBP	TFL	No	Yds	Lg	TD	PD	FF	FR	Yds	SpT
Sept 11	NYG	p	0	0	0	0.0	0.0	0	0	0	0	0	0	0	0	0	0	0
2022 Totals			0	0	0	0.0	0.0	0	0	0	0	0	0	0	0	0	0	0

## JEFFERY SIMMONS (DL)

Date	Opp	GP / GS	TACKLES ...							INTERCEPTIONS ...					FUMBLES ...			
			Tot	Solo	Asst	Sk	Yds	QBP	TFL	No	Yds	Lg	TD	PD	FF	FR	Yds	SpT
Sept 11	NYG	S	6	4	2	2.0	19.0	6	2	0	0	0	0	0	1	0	0	0
2022 Totals			6	4	2	2.0	19.0	6	2	0	0	0	0	0	1	0	0	0

## KEVIN STRONG (DE)

Date	Opp	GP / GS	TACKLES ...							INTERCEPTIONS ...					FUMBLES ...			
			Tot	Solo	Asst	Sk	Yds	QBP	TFL	No	Yds	Lg	TD	PD	FF	FR	Yds	SpT
Sept 11	NYG	p	3	2	1	0.0	0.0	3	0	0	0	0	0	1	0	0	0	0
2022 Totals			3	2	1	0.0	0.0	3	0	0	0	0	0	1	0	0	0	0

## TEAIR TART (DT)

Date	Opp	GP / GS	TACKLES ...							INTERCEPTIONS ...					FUMBLES ...			
			Tot	Solo	Asst	Sk	Yds	QBP	TFL	No	Yds	Lg	TD	PD	FF	FR	Yds	SpT
Sept 11	NYG	S	2	1	1	0.0	0.0	2	0	0	0	0	0	0	0	0	0	0
2022 Totals			2	1	1	0.0	0.0	2	0	0	0	0	0	0	0	0	0	0

## DERREK TUSZKA (OLB)

Date	Opp	GP / GS	TACKLES ...							INTERCEPTIONS ...					FUMBLES ...			
			Tot	Solo	Asst	Sk	Yds	QBP	TFL	No	Yds	Lg	TD	PD	FF	FR	Yds	SpT
Sept 11	NYG	IA	0	0	0	0.0	0.0	0	0	0	0	0	0	0	0	0	0	0
2022 Totals			0	0	0	0.0	0.0	0	0	0	0	0	0	0	0	0	0	0

## DEMARCUS WALKER (DL)

Date	Opp	GP / GS	TACKLES ...							INTERCEPTIONS ...					FUMBLES ...			
			Tot	Solo	Asst	Sk	Yds	QBP	TFL	No	Yds	Lg	TD	PD	FF	FR	Yds	SpT
Sept 11	NYG	S	1	1	0	0.0	0.0	0	0	0	0	0	0	0	0	0	0	0
2022 Totals			1	1	0	0.0	0.0	0	0	0	0	0	0	0	0	0	0	0

## RASHAD WEAVER (OLB)

Date	Opp	GP / GS	TACKLES ...							INTERCEPTIONS ...					FUMBLES ...			
			Tot	Solo	Asst	Sk	Yds	QBP	TFL	No	Yds	Lg	TD	PD	FF	FR	Yds	SpT
Sept 11	NYG	p	4	3	1	2.0	7.0	3	2	0	0	0	0	0	0	0	0	0
2022 Totals			4	3	1	2.0	7.0	3	2	0	0	0	0	0	0	0	0	0

Other Tackles: (none)

Other Sacks: (none)



2022 TENNESSEE TITANS GAME-BY-GAME FIELD GOALS AND SCORING BY QUARTER

TITANS								OPPONENTS							
Date	Opp	1ST	2ND	3RD	4TH	OT	TOTAL	TITANS FIELD GOALS	1ST	2ND	3RD	4TH	OT	TOTAL	OPPONENTS FG
Sept 11	NYG	7	6	7	0	0	20	R. Bullock (46), (23) , 47WL	0	0	13	8	0	21	None
2022 Totals		7	6	7	0	0	20		0	0	13	8	0	21	

## 2022 TENNESSEE TITANS GAME-BY-GAME SCORING

### Game 1: Giants @ Titans, Sept. 11, 2022

Team	Qtr	Time	Play Description (Drive Plays-Yards, Time)	Giants	Titans
Titans	1	9:48	D.Hilliard 7 yd. pass from R.Tannehill (R.Bullock kick) (5-45, 3:00)	0	7
Titans	2	12:35	R.Bullock 46 yd. Field Goal (10-65, 4:34)	0	10
Titans	2	6:57	R.Bullock 23 yd. Field Goal (7-37, 3:03)	0	13
Giants	3	11:16	S.Barkley 4 yd. run (run failed) (4-90, 1:29)	6	13
Giants	3	8:48	S.Shepard 65 yd. pass from D.Jones (G.Gano kick) (2-64, 0:40)	13	13
Titans	3	2:54	D.Hilliard 23 yd. pass from R.Tannehill (R.Bullock kick) (9-75, 5:54)	13	20
Giants	4	1:06	C.Myarick 1 yd. pass from D.Jones (D.Jones-S.Barkley pass) (12-73, 4:21)	21	20

# TITANS-GIANTS: GAME SUMMARY



## Week 1: Titans 20, Giants 21 Sunday, Sept. 11, 2022 • 3:25 p.m. CT • Nissan Stadium



In Week 1 of the 2022 season, the Titans hosted the New York Giants and fell by a score of 21-20. Despite limiting the Giants to two third-down conversions on 10 attempts and racking up five sacks in the contest, Tennessee was unable to mount a late-game comeback.

The Titans got on the board on their opening possession with a five-play scoring drive that was jumpstarted by a 46-yard punt return by WR **Kyle Philips**. Tennessee began the possession at the Giants' 45-yard line, and QB **Ryan Tannehill** connected with WR **Treyton Burks** for a 20-yard pass before connecting with RB **Dontrell Hilliard** for a seven-yard score. Tennessee took an early 7-0 lead.

In the second quarter the Titans extended their lead. Tannehill tossed first-down passes to TE **Geoff Swaim**, Hilliard and WR **Nick Westbrook-Ikhine**, which put K **Randy Bullock** in position to successfully make a 46-yard field goal, 10-0 Titans. On the ensuing New York possession, Giants QB **Daniel Jones** was strip-sacked by DT **Jeffery Simmons**, and the ball was recovered by OLB **Bud Dupree** at the Giants' 42-yard line. Tennessee capitalized on the turnover with a 23-yard field goal, 13-0 Titans.

New York got on the board in the third quarter with help from Giants RB **Saquon Barkley** who contributed a 68-yard rush to flip field position. Ultimately, Barkley ran a four-yard touchdown into the end zone, but the extra point snap was botched and recovered by Tennessee, 13-6 Titans.

Later in the third quarter, New York tied the score 13-13 as Jones connected with Giants WR **Sterling Shepard** for a 65-yard touchdown. However, Tennessee responded on the ensuing possession with a 75-yard scoring drive. Aided by a 20-yard catch by Philips and a 27-yard gain by Burks, Tannehill was able to connect with Hilliard for a 23-yard score and a 20-13 Titans advantage.

New York took the lead in the fourth quarter as a 73-yard scoring drive culminated in a one-yard touchdown pass from Jones to Giants FB **Chris Myarick**. New York elected to go for two, and the conversion attempt was successful as Jones connected with Barkley on a shovel pass for a 21-20 lead with just over a minute remaining in regulation.

Tennessee rallied to attempt a game-winning score, taking the ball down into Giants territory, but Bullock's field goal attempt sailed wide left as the Titans fell at home.

### SCORING

	1	2	3	4	Final
Giants	0	0	13	8	21
Tennessee	7	6	7	0	20

TEAM	SCORING PLAY	TIME
Titans	D.Hilliard 7 yd. pass from R.Tannehill (R.Bullock kick)	1-9:48
Titans	R.Bullock 46 yd. Field Goal	2-12:35
Titans	R.Bullock 23 yd. Field Goal	2-6:57
Giants	S.Barkley 4 yd. run (run failed)	3-11:16
Giants	S.Shepard 65 yd. pass from D.Jones (G.Gano kick)	3-8:48
Titans	D.Hilliard 23 yd. pass from R.Tannehill (R.Bullock kick)	3-2:54
Giants	C.Myarick 1 yd. pass from D.Jones (D.Jones-S.Barkley pass)	4-1:06

Missed FGs: R.Bullock 47W/L

Attendance: 67,805

Time of Game: 3:00

Weather: 75°, Cloudy, Wind WSW 9 mph

Referee: Jerome Boger



### TEAM STATISTICS

	Giants	Titans
TOTAL FIRST DOWNS	19	19
THIRD DOWN EFFICIENCY	2-10-20.0%	3-11-27.3%
FOURTH DOWN EFFICIENCY	1-1-100.0%	0-0-0.0%
TOTAL NET YARDS	394	359
Plays - Avg.	58-6.8	60-6.0
NET YARDS RUSHING	238	93
Rushes - Avg.	32-7.4	26-3.6
NET YARDS PASSING	156	266
Sacks - Yards Lost	5-32	1-0
PASS ATT-COMP-INT	21-17-1	33-20-0
PUNTS - Avg.	6-51.5	6-57.0
Net Punting Average	41.2	46.7
PUNT RETURNS - Yards	5-62	4-62
KICKOFF RETURNS - Yards	2-41	2-33
INTERCEPTIONS - Yards	0-0	1-0
PENALTIES Number and Yards	8-45	7-50
FUMBLES Number and Lost	2-1	2-1
TOUCHDOWNS	3	2
EXTRA POINTS Made-Attempts	2-3	2-2
RED ZONE EFFICIENCY	2-3-67%	2-3-67%
GOAL TO GO EFFICIENCY	2-2-100%	1-1-100%
SAFETIES	0	0
GIVEAWAYS	2	1
TAKEAWAYS	1	2
TIME OF POSSESSION	28:54	31:06

### GIANTS STARTERS

OFFENSE			DEFENSE		
TE	82	D.Bellinger	DL	99	L.Williams
LT	78	A.Thomas	DL	97	D.Lawrence
LG	68	B.Bredeson	DE	93	N.Williams
C	76	J.Feliciano	OLB	53	O.Ximines
RG	64	M.Glowinski	OLB	55	J.Ward
RT	73	E.Neal	ILB	48	T.Crowder
WR	13	D.Sills	ILB	59	A.Calistro
WR	19	K.Golladay	CB	33	A.Robinson
QB	8	D.Jones	CB	22	A.Jackson
FB	85	C.Myarick	S	20	J.Love
RB	26	S.Barkley	S	29	X.McKinney

### TITANS STARTERS

OFFENSE			DEFENSE		
TE	87	G.Swaim	DE	95	D.Walker
LT	77	T.Lewan	DT	98	J.Simmons
LG	55	A.Brewer	NT	93	T.Tart
C	60	B.Jones	OLB	92	O.Adeniyi
RG	64	N.Davis	LB	41	Z.Cunningham
RT	78	N.Petit-Frere	LB	51	D.Long
WR	15	N.Westbrook-Ikhine	OLB	48	B.Dupree
WR	2	R.Woods	CB	21	R.McCreary
QB	17	R.Tannehill	CB	26	K.Fulton
FB	44	T.Carter	S	37	A.Hooker
RB	22	D.Henry	S	31	K.Byard

### GIANTS INDIVIDUAL STATISTICS

Rushing	Att	Yds	Avg	Lg	TD
S.Barkley	18	164	9.1	68	1
D.Jones	6	25	4.2	11	0
M.Breida	5	24	4.8	9	0
K.Toney	2	23	11.5	19	0
R.James	1	2	2.0	2	0
Total	32	238	7.4	68	1

Passing	Att	Cmp	Yds	TD	Lg	IN	Rt
D.Jones	21	17	188	2	65	1	115.9
Total	21	17	188	2	65	1	115.9

Receiving	No	Yds	Avg	Lg	TD
S.Barkley	6	30	5.0	7	0
R.James	5	59	11.8	16	0
S.Shepard	2	71	35.5	65	1
K.Golladay	2	22	11.0	15	0
W.Robinson	1	5	5.0	5	0
C.Myarick	1	1	1.0	1	1
Total	17	188	11.1	65	2

Interceptions	No	Yds	Avg	Lg	TD
None					

### Leading Tacklers (Press Box Totals)

T.Crowder 7-4-3; J.Ward 6-5-1; D.Holmes 6-5-1

Sacks: T.Fox 1

FF: None FR: None

### TITANS INDIVIDUAL STATISTICS

Rushing	Att	Yds	Avg	Lg	TD
D.Henry	21	82	3.9	18	0
D.Hilliard	2	8	4.0	5	0
R.Tannehill	2	7	3.5	9	0
C.Okonkwo	1	-4	-4.0	-4	0
Total	26	93	3.6	18	0

Passing	Att	Cmp	Yds	TD	Lg	IN	Rt
R.Tannehill	33	20	266	2	31	0	106.4
Total	33	20	266	2	31	0	106.4

Receiving	No	Yds	Avg	Lg	TD
K.Philips	6	66	11.0	21	0
D.Hilliard	3	61	20.3	31	2
T.Burks	3	55	18.3	27	0
G.Swaim	3	19	6.3	9	0
C.Hollister	1	22	22.0	22	0
R.Woods	1	13	13.0	13	0
N.Westbrook-Ikhine	1	13	13.0	13	0
C.Okonkwo	1	11	11.0	11	0
A.Hooper	1	6	6.0	6	0
Total	20	266	13.3	31	2

Interceptions	No	Yds	Avg	Lg	TD
A.Hooker	1	0	0.0	0	0
Total	1	0	0.0	0	0

### Leading Tacklers (Press Box Totals)

K.Byard 12-8-4; D.Long 8-5-3; K.Fulton 6-5-1;

Z.Cunningham 6-5-1

Sacks: J.Simmons 2; R.Weaver 2; B.Dupree 1

FF: K.Fulton 1; J.Simmons 1 FR: B.Dupree 1





TENNESSEE TITANS

**MISCELLANEOUS  
STATISTICS**

# TENNESSEE TITANS RECORD WHEN ...

	2022		2021		2020		2019		2018		2017		2016		2015		2014		2013		10-YR. TOTAL		
	W	L	W	L	W	L	W	L	W	L	W	L	W	L	W	L	W	L	W	L	W	L	Pct.
Overall Record	0	1	12	5	11	5	9	7	9	7	9	7	9	7	3	13	2	14	7	9	71	75	0.486
Home	0	1	7	2	5	3	4	4	6	2	6	2	5	3	1	7	1	7	3	5	38	36	0.514
Away	0	0	5	3	6	2	5	3	3	5	3	5	4	4	2	6	1	7	4	4	33	39	0.458
By Month																							
September	0	1	2	1	3	0	2	2	3	1	2	1	1	2	1	2	1	3	3	1	18	14	0.563
October	0	0	4	1	2	1	2	2	0	3	2	2	3	2	0	3	1	3	0	3	14	20	0.412
November	0	0	2	2	3	2	2	1	2	2	3	1	2	2	1	4	0	4	2	2	17	20	0.459
December	0	0	2	1	2	2	3	2	4	1	2	3	2	1	1	3	0	4	2	3	18	20	0.474
January	0	0	2	0	1	0	0	0	0	0	0	0	1	0	0	1	0	0	0	0	4	1	0.800
vs. AFC	0	0	8	4	8	4	7	5	5	7	8	4	6	6	1	11	2	10	6	6	51	57	0.472
South	0	0	5	1	5	1	3	3	3	3	5	1	2	4	1	5	1	5	2	4	27	27	0.500
East	0	0	2	2	1	0	0	1	2	2	0	1	1	0	0	4	0	1	1	0	7	11	0.389
West	0	0	1	0	1	0	3	1	0	1	0	1	2	2	0	1	1	0	2	2	10	8	0.556
North	0	0	0	1	1	3	1	0	0	1	3	1	1	0	0	1	0	4	1	0	7	11	0.389
vs. NFC	0	1	4	1	3	1	2	2	4	0	1	3	3	1	2	2	0	4	1	3	20	18	0.526
South	0	0	1	0	0	0	2	2	0	0	0	0	0	0	2	2	0	0	0	0	5	4	0.556
East	0	1	0	0	0	0	0	0	4	0	0	0	0	0	0	0	0	4	0	0	4	5	0.444
North	0	0	0	0	3	1	0	0	0	0	0	0	3	1	0	0	0	0	0	0	6	2	0.750
West	0	0	3	1	0	0	0	0	0	0	1	3	0	0	0	0	0	0	1	3	5	7	0.417
Playing Conditions																							
On grass	0	1	8	3	8	4	6	7	7	4	8	6	8	5	2	9	2	11	6	7	55	57	0.491
On synthetic grass	0	0	4	2	3	1	3	0	2	3	1	1	1	2	1	4	0	3	1	2	16	18	0.471
Outdoors	0	1	11	5	9	5	7	7	9	5	9	6	8	5	2	11	2	14	6	7	63	66	0.488
Indoors	0	0	1	0	2	0	2	0	0	2	0	1	1	2	1	2	0	0	1	2	8	9	0.471
Day	0	1	9	5	9	3	9	6	7	5	8	6	8	7	3	12	2	12	7	8	62	65	0.488
Night	0	0	3	0	2	2	0	1	2	2	1	1	1	0	0	1	0	2	0	1	9	10	0.474
Temp. 85 or higher	0	0	0	0	0	0	0	1	1	1	1	1	1	1	0	0	0	0	0	0	3	4	0.429
Temp. 32 or lower	0	0	0	0	0	1	0	0	0	0	1	0	1	0	0	0	0	1	0	1	2	3	0.400
In white jerseys	0	0	4	3	7	1	4	5	5	4	2	4	3	6	1	6	2	13	5	3	33	45	0.423
In navy jerseys	0	1	5	2	3	2	3	1	3	2	6	1	4	1	2	6	0	1	0	2	26	19	0.578
In light blue jerseys	0	0	3	0	1	2	2	1	1	1	1	2	2	0	0	1	0	0	2	4	12	11	0.522
Following a win	0	0	8	3	6	4	4	4	6	3	5	3	3	5	0	3	0	2	2	4	34	31	0.523
Following a loss	0	0	4	1	4	1	4	3	3	3	4	3	6	1	2	10	1	12	4	5	32	39	0.451
Win coin toss	0	1	7	2	2	3	6	3	4	0	4	4	6	5	2	5	2	10	4	3	37	36	0.507
Lose coin toss	0	0	5	3	9	2	3	4	5	7	5	3	3	2	1	8	0	4	3	6	34	39	0.466
Titans score on 1st drive	0	1	2	1	7	1	3	0	5	3	5	1	3	2	1	3	0	2	4	4	30	18	0.625
Opp. scores on 1st drive	0	0	3	3	1	4	6	2	3	4	3	4	2	6	1	6	1	6	3	4	23	39	0.371
Titans score first	0	1	7	2	10	1	3	1	6	3	7	1	6	3	2	5	0	5	3	4	44	26	0.629
Opponent scores first	0	0	5	3	1	4	6	6	3	4	2	6	3	4	1	8	2	9	4	5	27	49	0.355
Lead after 1 quarter	0	1	6	2	7	1	2	1	7	2	5	0	6	1	2	2	0	5	2	4	37	19	0.661
Tied after 1 quarter	0	0	2	0	2	0	5	3	0	0	3	2	1	0	0	3	1	1	1	1	15	10	0.600
Trail after 1 quarter	0	0	4	3	2	4	2	3	2	5	1	5	2	6	1	8	1	8	4	4	19	46	0.292
Lead at half	0	1	8	2	8	1	5	1	4	0	6	1	7	1	2	2	2	5	2	4	44	18	0.710
Tied at half	0	0	0	0	1	0	3	0	2	0	1	1	0	0	0	1	0	1	2	1	9	4	0.692
Trail at half	0	0	4	3	2	4	1	6	3	7	2	5	2	6	1	10	0	8	3	4	18	53	0.254

	2022		2021		2020		2019		2018		2017		2016		2015		2014		2013		10-YR. TOTAL		
	W	L	W	L	W	L	W	L	W	L	W	L	W	L	W	L	W	L	W	L	W	L	Pct.
Lead after 3 quarters	0	1	8	1	8	0	5	1	6	0	6	1	7	0	2	3	2	3	4	0	48	10	0.828
Tied after 3 quarters	0	0	1	0	1	0	2	1	0	0	1	2	0	0	0	0	0	0	1	1	6	4	0.600
Trail after 3 quarters	0	0	3	4	2	5	2	5	3	7	2	4	2	7	1	10	0	11	2	8	17	61	0.218
Outcome 7 points or less	0	1	6	2	7	2	3	3	4	3	6	4	6	3	2	6	1	4	6	5	41	33	0.554
Outcome 3 points or less	0	1	6	1	4	1	2	2	3	2	2	1	4	0	1	4	1	3	1	3	24	18	0.571
In Overtime	0	0	2	1	2	0	0	0	1	0	1	0	0	0	1	0	0	0	0	2	7	3	0.700
Score 20 or more points	0	1	12	1	10	3	9	3	7	1	7	2	6	3	3	3	1	4	5	5	60	26	0.698
Allow 20 or fewer points	0	0	7	1	4	0	6	4	7	2	7	2	5	1	1	4	2	2	6	1	45	17	0.726
Outgain opponent	0	0	7	3	7	1	4	4	6	1	5	1	5	3	3	4	1	3	5	4	43	24	0.642
Even yardage	0	0	0	0	0	0	0	0	0	0	0	0	0	0	0	0	0	0	1	0	1	0	0.000
Out-rush opponent	0	0	9	4	9	2	8	3	5	1	8	1	8	4	3	4	1	2	6	2	57	23	0.713
Out-pass opponent	0	1	3	1	4	1	2	3	3	2	2	3	2	3	2	5	1	6	3	5	22	30	0.423
+ Turnover Margin	0	1	8	1	7	1	5	3	4	1	4	0	5	2	2	1	2	1	5	1	42	12	0.778
Even turnover margin	0	0	2	0	3	1	3	0	5	0	4	3	2	1	0	5	0	3	2	1	21	14	0.600
- Turnover margin	0	0	2	4	1	3	1	4	0	6	1	4	2	4	1	7	0	10	0	7	8	49	0.140
Titans 300+ yards	0	1	8	4	10	2	7	4	6	3	5	4	7	6	3	3	1	9	6	5	53	41	0.564
Titans –300 yards	0	0	4	1	1	3	2	3	3	4	4	3	2	1	0	10	1	5	1	4	18	34	0.346
Titans 30+ rushes	0	0	8	3	10	1	5	0	6	1	6	0	5	1	2	1	1	1	5	2	48	10	0.828
Titans –30 rushes	0	1	4	2	1	4	4	7	3	6	3	7	4	6	1	12	1	13	2	7	23	65	0.261
Time of poss. 30:00 +	0	1	9	4	7	0	1	2	6	2	6	1	7	4	3	6	1	4	6	4	46	28	0.622
Time of poss. – 30:00	0	0	3	1	4	5	8	5	3	5	3	6	2	3	0	7	1	10	1	5	25	47	0.347
Have 100-yard rusher	0	0	5	3	8	2	6	0	2	0	3	0	3	2	1	0	0	0	2	0	30	7	0.811
(D. Foreman)	-	-	1	2	0	0	-	-	-	-	-	-	-	-	-	-	-	-	-	-	1	2	0.333
(D. Henry)	0	0	4	1	8	2	6	0	2	0	2	0	0	0	-	-	-	-	-	-	22	3	0.880
(D. Hilliard)	0	0	0	1	-	-	-	-	-	-	-	-	-	-	-	-	-	-	-	-	0	1	0.000
(C. Johnson)	-	-	-	-	-	-	-	-	-	-	-	-	-	-	-	-	-	-	2	0	2	0	1.000
(M. Mariota)	-	-	-	-	-	-	0	0	0	0	0	0	0	0	1	0	-	-	-	-	1	0	1.000
(D. Murray)	-	-	-	-	-	-	-	-	-	-	1	0	3	2	-	-	-	-	-	-	4	2	0.667
Have 100-yard receiver	0	0	5	1	8	3	4	1	3	1	0	1	4	1	2	2	0	4	4	2	30	16	0.652
(A. Brown)	-	-	3	0	3	1	4	1	-	-	-	-	-	-	-	-	-	-	-	-	10	2	0.833
(C. Davis)	-	-	-	-	3	2	0	0	2	0	0	0	-	-	-	-	-	-	-	-	5	2	0.714
(A. Firkser)	-	-	0	0	1	0	0	0	0	0	-	-	-	-	-	-	-	-	-	-	1	0	1.000
(D. Green-Beckham)	-	-	-	-	-	-	-	-	-	-	-	-	-	-	1	1	-	-	-	-	1	1	0.500
(J. Hunter)	-	-	-	-	-	-	-	-	-	-	-	-	-	-	0	0	0	0	1	1	1	1	0.500
(M. Johnson)	-	-	1	0	-	-	-	-	-	-	-	-	-	-	-	-	-	-	-	-	1	0	1.000
(J. Jones)	-	-	1	0	-	-	-	-	-	-	-	-	-	-	-	-	-	-	-	-	1	0	1.000
(R. Matthews)	-	-	-	-	-	-	-	-	0	0	0	1	2	1	-	-	-	-	-	-	2	2	0.500
(K. Raymond)	-	-	-	-	1	0	0	0	-	-	-	-	-	-	-	-	-	-	-	-	1	0	1.000
(T. Sharpe)	-	-	-	-	-	-	0	0	0	1	0	0	0	0	-	-	-	-	-	-	0	1	0.000
(T. Taylor)	-	-	-	-	-	-	-	-	1	0	0	0	-	-	-	-	-	-	-	-	1	0	1.000
(D. Walker)	-	-	-	-	-	-	0	0	0	0	0	0	1	0	0	1	0	2	0	0	1	3	0.250
(N. Washington)	-	-	-	-	-	-	-	-	-	-	-	-	-	-	-	-	0	1	3	0	3	1	0.750
(N. Westbrook-Ikhine)	0	0	0	1	0	0	-	-	-	-	-	-	-	-	-	-	-	-	-	-	0	1	0.000
(K. Wright)	-	-	-	-	-	-	-	-	-	-	-	-	1	0	1	0	0	1	1	1	3	2	0.600
Have 300-yard passer	0	0	1	1	2	1	2	2	1	1	1	1	0	1	1	1	0	1	1	2	9	11	0.450
(R. Fitzpatrick)	-	-	-	-	-	-	-	-	-	-	-	-	-	-	-	-	-	-	1	1	1	1	0.500
(J. Locker)	-	-	-	-	-	-	-	-	-	-	-	-	-	-	-	-	0	0	0	1	0	1	0.000
(M. Mariota)	-	-	-	-	-	-	0	1	1	1	1	1	0	1	1	1	-	-	-	-	3	5	0.375
(R. Tannehill)	0	0	1	1	2	1	2	1	-	-	-	-	-	-	-	-	-	-	-	-	5	3	0.625
(Z. Mettenberger)	-	-	-	-	-	-	-	-	-	-	-	-	-	-	0	0	0	1	-	-	0	1	0.000
Oppon. 100-yard rusher	0	1	1	0	2	1	0	2	1	2	0	1	0	1	0	3	0	7	1	1	5	19	0.208
Oppon. 100-yard receiver	0	0	3	1	5	2	5	3	3	3	2	4	5	4	2	5	1	6	0	3	26	31	0.456
Oppon. 300-yard passer	0	0	4	1	4	2	5	0	2	1	2	2	5	2	2	1	1	3	0	1	25	13	0.658



## 2022 TENNESSEE TITANS SUPERLATIVES

### TITANS

LONGEST RUN FROM SCRIMMAGE:	18	by Derrick Henry vs. N.Y. Giants, 9/11
LONGEST PASS COMPLETION:	31	by Ryan Tannehill to Dontrell Hilliard vs. N.Y. Giants, 9/11
LONGEST PUNT RETURN:	46	by Kyle Philips vs. N.Y. Giants, 9/11
LONGEST KICKOFF RETURN:	19	by Trenton Cannon vs. N.Y. Giants, 9/11
LONGEST INTERCEPTION RETURN:	0	by Amani Hooker vs. N.Y. Giants, 9/11
LONGEST PUNT:	66	by Ryan Stonehouse vs. N.Y. Giants, 9/11
LONGEST FIELD GOAL:	46	by Randy Bullock vs. N.Y. Giants, 9/11
MOST RUSHING ATTEMPTS:	21	by Derrick Henry vs. N.Y. Giants, 9/11
MOST YARDS RUSHING:	82	by Derrick Henry vs. N.Y. Giants, 9/11
MOST PASSES ATTEMPTED:	33	by Ryan Tannehill vs. N.Y. Giants, 9/11
MOST YARDS PASSING:	266	by Ryan Tannehill vs. N.Y. Giants, 9/11
MOST PASSES CAUGHT:	6	by Kyle Philips vs. N.Y. Giants, 9/11
MOST YARDS ON RECEPTIONS:	66	by Kyle Philips vs. N.Y. Giants, 9/11
MOST TOUCHDOWN PASSES:	2	by Ryan Tannehill vs. N.Y. Giants, 9/11
MOST INTERCEPTIONS THROWN:	N/A	
MOST RUSHING TOUCHDOWNS:	N/A	
MOST TOUCHDOWN RECEPTIONS:	2	by Dontrell Hilliard vs. N.Y. Giants, 9/11

### OPPONENTS

LONGEST RUN FROM SCRIMMAGE:	68	by Saquon Barkley vs. N.Y. Giants, 9/11
LONGEST PASS COMPLETION:	65t	by Daniel Jones to Sterling Shepard vs. N.Y. Giants, 9/11
LONGEST PUNT RETURN:	22	by Richie James vs. N.Y. Giants, 9/11
LONGEST KICKOFF RETURN:	24	by Gary Brightwell vs. N.Y. Giants, 9/11
LONGEST INTERCEPTION RETURN:	N/A	
LONGEST PUNT:	69	by Jamie Gillan vs. N.Y. Giants, 9/11
LONGEST FIELD GOAL:	N/A	
MOST RUSHING ATTEMPTS:	18	by Saquon Barkley vs. N.Y. Giants, 9/11
MOST YARDS RUSHING:	164	by Saquon Barkley vs. N.Y. Giants, 9/11
MOST PASSES ATTEMPTED:	21	by Daniel Jones vs. N.Y. Giants, 9/11
MOST YARDS PASSING:	188	by Daniel Jones vs. N.Y. Giants, 9/11
MOST PASSES CAUGHT:	6	by Saquon Barkley vs. N.Y. Giants, 9/11
MOST YARDS ON RECEPTIONS:	71	by Sterling Shepard vs. N.Y. Giants, 9/11
MOST TOUCHDOWN PASSES:	2	by Daniel Jones vs. N.Y. Giants, 9/11
MOST INTERCEPTIONS THROWN:	1	by Daniel Jones vs. N.Y. Giants, 9/11
MOST RUSHING TOUCHDOWNS:	1	by Saquon Barkley vs. N.Y. Giants, 9/11
MOST TOUCHDOWN RECEPTIONS:	1	Twice, last by Chris Myarick vs. N.Y. Giants, 9/11

### TITANS HIGHS AND LOWS

	<u>HIGH</u>		<u>LOW</u>	
POINTS:	20	vs. N.Y. Giants, 9/11	20	vs. N.Y. Giants, 9/11
FIRST DOWNS:	19	vs. N.Y. Giants, 9/11	19	vs. N.Y. Giants, 9/11
NET RUSHING YARDS:	93	vs. N.Y. Giants, 9/11	93	vs. N.Y. Giants, 9/11
NET PASSING YARDS:	266	vs. N.Y. Giants, 9/11	266	vs. N.Y. Giants, 9/11
TOTAL OFFENSE:	359	vs. N.Y. Giants, 9/11	359	vs. N.Y. Giants, 9/11
TOTAL PLAYS:	60	vs. N.Y. Giants, 9/11	60	vs. N.Y. Giants, 9/11
RUSHING ATTEMPTS:	26	vs. N.Y. Giants, 9/11	26	vs. N.Y. Giants, 9/11
PASSING ATTEMPTS:	33	vs. N.Y. Giants, 9/11	33	vs. N.Y. Giants, 9/11
PASSES COMPLETED:	20	vs. N.Y. Giants, 9/11	20	vs. N.Y. Giants, 9/11
PASSES HAD INT.:	0	vs. N.Y. Giants, 9/11	0	vs. N.Y. Giants, 9/11
FUMBLES LOST:	1	vs. N.Y. Giants, 9/11	1	vs. N.Y. Giants, 9/11
NUMBER OF PENALTIES:	7	vs. N.Y. Giants, 9/11	7	vs. N.Y. Giants, 9/11
YARDS PENALIZED:	50	vs. N.Y. Giants, 9/11	50	vs. N.Y. Giants, 9/11
TIME OF POSSESSION:	31:06	vs. N.Y. Giants, 9/11	31:06	vs. N.Y. Giants, 9/11

## OPPONENTS HIGHS AND LOWS

	<u>HIGH</u>		<u>LOW</u>	
POINTS:	21	vs. N.Y. Giants, 9/11	21	vs. N.Y. Giants, 9/11
FIRST DOWNS:	19	vs. N.Y. Giants, 9/11	19	vs. N.Y. Giants, 9/11
NET RUSHING YARDS:	238	vs. N.Y. Giants, 9/11	238	vs. N.Y. Giants, 9/11
NET PASSING YARDS:	156	vs. N.Y. Giants, 9/11	156	vs. N.Y. Giants, 9/11
TOTAL OFFENSE:	394	vs. N.Y. Giants, 9/11	394	vs. N.Y. Giants, 9/11
TOTAL PLAYS:	58	vs. N.Y. Giants, 9/11	58	vs. N.Y. Giants, 9/11
RUSHING ATTEMPTS:	32	vs. N.Y. Giants, 9/11	32	vs. N.Y. Giants, 9/11
PASSING ATTEMPTS:	21	vs. N.Y. Giants, 9/11	21	vs. N.Y. Giants, 9/11
PASSES COMPLETED:	17	vs. N.Y. Giants, 9/11	17	vs. N.Y. Giants, 9/11
PASSES HAD INT.:	1	vs. N.Y. Giants, 9/11	1	vs. N.Y. Giants, 9/11
FUMBLES LOST:	1	vs. N.Y. Giants, 9/11	1	vs. N.Y. Giants, 9/11
NUMBER OF PENALTIES:	8	vs. N.Y. Giants, 9/11	8	vs. N.Y. Giants, 9/11
YARDS PENALIZED:	45	vs. N.Y. Giants, 9/11	45	vs. N.Y. Giants, 9/11
TIME OF POSSESSION:	28:54	vs. N.Y. Giants, 9/11	28:54	vs. N.Y. Giants, 9/11

## LONGEST 2022 SCORING DRIVES

Most Plays:	Titans	10	vs. N.Y. Giants, 9/11, 65 yards, 4:34, FG
	Opponent	12	vs. N.Y. Giants, 9/11, 73 yards, 4:21, TD
Most Yards:	Titans	75	vs. N.Y. Giants, 9/11, 9 plays, 5:54, TD
	Opponent	90	vs. N.Y. Giants, 9/11, 4 plays, 1:29, TD
Most Time:	Titans	5:54	vs. N.Y. Giants, 9/11, 9 plays, 75 yards, TD
	Opponent	4:21	vs. N.Y. Giants, 9/11, 12 plays, 73 yards, TD

## BIG PLAYS (30 OR MORE YARDS FROM SCRIMMAGE)

### TITANS BIG PLAYS

1. 31 -yard pass from Ryan Tannehill to Dontrell Hilliard vs. N.Y. Giants, 9/11

### OPPONENTS BIG PLAYS

1. 68 -yard run by Saquon Barkley vs. N.Y. Giants, 9/11
2. 65 -yard touchdown pass from Daniel Jones to Sterling Shepard vs. N.Y. Giants, 9/11
3. 33 -yard run by Saquon Barkley vs. N.Y. Giants, 9/11

## TURNOVER ANALYSIS

### PLUS-MINUS TURNOVER RATIO

	<u>Takeaways</u>	<u>Turnovers</u>	<u>Ratio</u>
1 <sup>st</sup> Half	1	0	+1
1 <sup>st</sup> quarter	0	0	0
2 <sup>nd</sup> quarter	1	0	+1
2 <sup>nd</sup> Half	1	1	0
3 <sup>rd</sup> quarter	0	0	0
4 <sup>th</sup> quarter	1	1	0
Overtime	0	0	0
<b>Totals</b>	<b>2</b>	<b>1</b>	<b>+1</b>

### GAME-BY-GAME TURNOVER RATIO

<u>Date</u>	<u>Opponent</u>	<u>Takeaways</u>	<u>Turnovers</u>	<u>Ratio</u>	<u>Result</u>
9/11	vs. N.Y. Giants	2	1	+1	L

### FUMBLES

<u>Player</u>	<u>Fumbles</u>	<u>Lost</u>
Kyle Philips	1	1
Derrick Henry	1	0
<b>TOTALS</b>	<b>2</b>	<b>1</b>
OPPONENTS	2	1

### **INACTIVE PLAYERS**

<u>Date</u>	<u>Opponent</u>	<u>Inactive Players</u>
9/11	vs. N.Y. Giants	Chestnut, Johnson Jr., Ja. Jones, N. Jones, Tuszka



## DRIVE ENGINEERING TITANS

			Drives Started	Drives Ended By . . .									Points Yield	Points/ Drive	Drive Eff.
QB	Game			TD	FG	FGA	PNT	DWN	TRN	SAF	GM	HLF			
Tannehill	9/11	NYG	11	2	2	3	6	0	0	0	0	0	20	1.8	36.4%
	9/19	at BUF											-	-	
	9/25	LV											-	-	
	10/2	at IND											-	-	
	10/9	at WAS												-	-
	10/23	IND												-	-
	10/30	at HOU												-	-
	11/6	at KC												-	-
	11/13	DEN												-	-
	11/17	at GB												-	-
	11/27	CIN												-	-
	12/4	at PHI												-	-
	12/11	JAX												-	-
	12/18	at LAC												-	-
	12/24	HOU												-	-
	12/29	DAL												-	-
	1/8	at JAX												-	-
TANNEHILL TOTALS			11	2	2	3	6	0	0	0	0	0	20	1.8	36.4%
TEAM TOTALS			11	2	2	3	6	0	0	0	0	0	20	1.8	36.4%

## OPPONENTS

QB	Game	Drives Started	Drives Ended By . . .										Points Yield	Points/ Drive	Drive Eff.
			TD	FG	FGA	PNT	DWN	TRN	SAF	GM	HLF				
Jones	9/11 NYG	12	3	0	0	6	0	2	0	0	1	21	1.8	25.0%	
	9/19 at BUF											-	-		
	9/25 LV											-	-		
	10/2 at IND											-	-		
	10/9 at WAS											-	-		
	10/23 IND											-	-		
	10/30 at HOU											-	-		
	11/6 at KC											-	-		
	11/13 DEN											-	-		
	11/17 at GB											-	-		
	11/27 CIN											-	-		
	12/4 at PHI											-	-		
	12/11 JAX											-	-		
	12/18 at LAC											-	-		
	12/24 HOU											-	-		
	12/29 DAL											-	-		
	1/8 at JAX											-	-		
OPPONENTS TOTALS		12	3	0	0	6	0	2	0	0	1	21	1.8	25.0%	

# THIRD DOWN EFFICIENCY

## TITANS

THIRD DOWN AND ...														
Game	1	2	3	4	5	6	7	8	9	10+	TOTAL	PCT.		
Made Att.	Made Att.	Made Att.	Made Att.	Made Att.	Made Att.	Made Att.	Made Att.	Made Att.	Made Att.	Made Att.	Made Att.			
9/11 NYG	0 2	0 1	1 2	0 2	1 2	0 0	0 0	1 2	0 0	0 0	3 11	27.3		
9/19 at BUF														
9/25 LV														
10/2 at IND														
10/9 at WAS														
10/23 IND														
10/30 at HOU														
11/6 at KC														
11/13 DEN														
11/17 at GB														
11/27 CIN														
12/4 at PHI														
12/11 JAX														
12/18 at LAC														
12/24 HOU														
12/29 DAL														
1/8 at JAX														
<b>TOTALS</b>	<b>0 2</b>	<b>0 1</b>	<b>1 2</b>	<b>0 2</b>	<b>1 2</b>	<b>0 0</b>	<b>0 0</b>	<b>1 2</b>	<b>0 0</b>	<b>0 0</b>	<b>3 11</b>	<b>27.3</b>		

	Made	Att.	Pct.
Titans third down and 1 - 4:	1	7	14.3
Titans third down and 5 - 9:	2	4	50.0
Titans third down and 10+ :	0	0	#DIV/0!

## OPPONENTS

THIRD DOWN AND ...														
Game	1	2	3	4	5	6	7	8	9	10+	TOTAL	PCT.		
Made Att.	Made Att.	Made Att.	Made Att.	Made Att.	Made Att.	Made Att.	Made Att.	Made Att.	Made Att.	Made Att.	Made Att.			
9/11 NYG	0 0	0 0	0 3	1 1	1 2	0 0	0 1	0 0	0 0	0 3	2 10	20.0		
9/19 at BUF														
9/25 LV														
10/2 at IND														
10/9 at WAS														
10/23 IND														
10/30 at HOU														
11/6 at KC														
11/13 DEN														
11/17 at GB														
11/27 CIN														
12/4 at PHI														
12/11 JAX														
12/18 at LAC														
12/24 HOU														
12/29 DAL														
1/8 at JAX														
<b>TOTALS</b>	<b>0 0</b>	<b>0 0</b>	<b>0 3</b>	<b>1 1</b>	<b>1 2</b>	<b>0 0</b>	<b>0 1</b>	<b>0 0</b>	<b>0 0</b>	<b>0 3</b>	<b>2 10</b>	<b>20.0</b>		

	Made	Att.	Pct.
Opponents third down and 1 - 4:	1	4	25.0
Opponents third down and 5 - 9:	1	3	33.3
Opponents third down and 10+ :	0	3	0.0

# INSIDE THE 20 EFFICIENCY

Game		Results		Total										Total Points	Scoring Eff.	TD Eff.	
				Succ. / Att.	TD	FG	FGA	Int	Fum	Dwn	Gm	Hlf	Punt				
9/11	NYG																
	Titans:	7	3	7	3 / 3	2	1	1	0	0	0	0	0	0	17	100.0%	66.7%
	Opponents:	6	Int	8	2 / 3	2	0	0	1	0	0	0	0	0	14	66.7%	66.7%
9/19 at	BUF																
	Titans:				0 / 0	0	0	0	0	0	0	0	0	0	0	-	-
	Opponents:				0 / 0	0	0	0	0	0	0	0	0	0	0	-	-
9/25	LV																
	Titans:				0 / 0	0	0	0	0	0	0	0	0	0	0	-	-
	Opponents:				0 / 0	0	0	0	0	0	0	0	0	0	0	-	-
10/2 at	IND																
	Titans:				0 / 0	0	0	0	0	0	0	0	0	0	0	-	-
	Opponents:				0 / 0	0	0	0	0	0	0	0	0	0	0	-	-
10/9 at	WAS																
	Titans:				0 / 0	0	0	0	0	0	0	0	0	0	0	-	-
	Opponents:				0 / 0	0	0	0	0	0	0	0	0	0	0	-	-
10/23	IND																
	Titans:				0 / 0	0	0	0	0	0	0	0	0	0	0	-	-
	Opponents:				0 / 0	0	0	0	0	0	0	0	0	0	0	-	-
10/30 at	HOU																
	Titans:				0 / 0	0	0	0	0	0	0	0	0	0	0	-	-
	Opponents:				0 / 0	0	0	0	0	0	0	0	0	0	0	-	-
11/6 at	KC																
	Titans:				0 / 0	0	0	0	0	0	0	0	0	0	0	-	-
	Opponents:				0 / 0	0	0	0	0	0	0	0	0	0	0	-	-
11/13	DEN																
	Titans:				0 / 0	0	0	0	0	0	0	0	0	0	0	-	-
	Opponents:				0 / 0	0	0	0	0	0	0	0	0	0	0	-	-
11/17 at	GB																
	Titans:				0 / 0	0	0	0	0	0	0	0	0	0	0	-	-
	Opponents:				0 / 0	0	0	0	0	0	0	0	0	0	0	-	-
11/27	CIN																
	Titans:				0 / 0	0	0	0	0	0	0	0	0	0	0	-	-
	Opponents:				0 / 0	0	0	0	0	0	0	0	0	0	0	-	-
12/4 at	PHI																
	Titans:				0 / 0	0	0	0	0	0	0	0	0	0	0	-	-
	Opponents:				0 / 0	0	0	0	0	0	0	0	0	0	0	-	-
12/11	JAX																
	Titans:				0 / 0	0	0	0	0	0	0	0	0	0	0	-	-
	Opponents:				0 / 0	0	0	0	0	0	0	0	0	0	0	-	-
12/18 at	LAC																
	Titans:				0 / 0	0	0	0	0	0	0	0	0	0	0	-	-
	Opponents:				0 / 0	0	0	0	0	0	0	0	0	0	0	-	-
12/24	HOU																
	Titans:				0 / 0	0	0	0	0	0	0	0	0	0	0	-	-
	Opponents:				0 / 0	0	0	0	0	0	0	0	0	0	0	-	-
12/29	DAL																
	Titans:				0 / 0	0	0	0	0	0	0	0	0	0	0	-	-
	Opponents:				0 / 0	0	0	0	0	0	0	0	0	0	0	-	-
1/8 at	JAX																
	Titans:				0 / 0	0	0	0	0	0	0	0	0	0	0	-	-
	Opponents:				0 / 0	0	0	0	0	0	0	0	0	0	0	-	-
TOTALS																	
	Titans:				3 / 3	2	1	1	0	0	0	0	0	0	17	100.0%	66.7%
	Opponents:				2 / 3	2	0	0	1	0	0	0	0	0	14	66.7%	66.7%



# GOAL-TO-GO SITUATIONS

Game	Results	Total										Total Points	Scoring Eff.	TD Eff.
		Succ. / Att.	TD	FG	FGA	Int	Fum	Dwn	Gm	Hlf	Punt			
9/11 NYG														
Titans: 7		1 / 1	1	0	0	0	0	0	0	0	0	7	100.0%	100.0%
Opponents: 6 8		2 / 2	2	0	0	0	0	0	0	0	0	14	100.0%	100.0%
9/19 at BUF														
Titans:		0 / 0	0	0	0	0	0	0	0	0	0	0	-	-
Opponents:		0 / 0	0	0	0	0	0	0	0	0	0	0	-	-
9/25 LV														
Titans:		0 / 0	0	0	0	0	0	0	0	0	0	0	-	-
Opponents:		0 / 0	0	0	0	0	0	0	0	0	0	0	-	-
10/2 at IND														
Titans:		0 / 0	0	0	0	0	0	0	0	0	0	0	-	-
Opponents:		0 / 0	0	0	0	0	0	0	0	0	0	0	-	-
10/9 at WAS														
Titans:		0 / 0	0	0	0	0	0	0	0	0	0	0	-	-
Opponents:		0 / 0	0	0	0	0	0	0	0	0	0	0	-	-
10/23 IND														
Titans:		0 / 0	0	0	0	0	0	0	0	0	0	0	-	-
Opponents:		0 / 0	0	0	0	0	0	0	0	0	0	0	-	-
10/30 at HOU														
Titans:		0 / 0	0	0	0	0	0	0	0	0	0	0	-	-
Opponents:		0 / 0	0	0	0	0	0	0	0	0	0	0	-	-
11/6 at KC														
Titans:		0 / 0	0	0	0	0	0	0	0	0	0	0	-	-
Opponents:		0 / 0	0	0	0	0	0	0	0	0	0	0	-	-
11/13 DEN														
Titans:		0 / 0	0	0	0	0	0	0	0	0	0	0	-	-
Opponents:		0 / 0	0	0	0	0	0	0	0	0	0	0	-	-
11/17 at GB														
Titans:		0 / 0	0	0	0	0	0	0	0	0	0	0	-	-
Opponents:		0 / 0	0	0	0	0	0	0	0	0	0	0	-	-
11/27 CIN														
Titans:		0 / 0	0	0	0	0	0	0	0	0	0	0	-	-
Opponents:		0 / 0	0	0	0	0	0	0	0	0	0	0	-	-
12/4 at PHI														
Titans:		0 / 0	0	0	0	0	0	0	0	0	0	0	-	-
Opponents:		0 / 0	0	0	0	0	0	0	0	0	0	0	-	-
12/11 JAX														
Titans:		0 / 0	0	0	0	0	0	0	0	0	0	0	-	-
Opponents:		0 / 0	0	0	0	0	0	0	0	0	0	0	-	-
12/18 at LAC														
Titans:		0 / 0	0	0	0	0	0	0	0	0	0	0	-	-
Opponents:		0 / 0	0	0	0	0	0	0	0	0	0	0	-	-
12/24 HOU														
Titans:		0 / 0	0	0	0	0	0	0	0	0	0	0	-	-
Opponents:		0 / 0	0	0	0	0	0	0	0	0	0	0	-	-
12/29 DAL														
Titans:		0 / 0	0	0	0	0	0	0	0	0	0	0	-	-
Opponents:		0 / 0	0	0	0	0	0	0	0	0	0	0	-	-
1/8 at JAX														
Titans:		0 / 0	0	0	0	0	0	0	0	0	0	0	-	-
Opponents:		0 / 0	0	0	0	0	0	0	0	0	0	0	-	-
<b>TOTALS</b>														
Titans:		1 / 1	1	0	0	0	0	0	0	0	0	7	100.0%	100.0%
Opponents:		2 / 2	2	0	0	0	0	0	0	0	0	14	100.0%	100.0%

TAKEAWAYS & GIVEAWAYS

TITANS TAKEAWAYS

Game	Qtr	Scrim.	Player	Turnover	Caused by	Takeaway	at	Ret.	Yds.	Results	Pts.
9/11	NYG	2	TEN 42	D. Jones	Fumble	J. Simmons	B. Dupree	NYG 44	2	Field Goal	3
9/11	NYG	4	TEN 8	D. Jones	Interception		A. Hooker	TEN -4	0	Punt	0

Takeaway Season Totals:

Takeaways resulted in ...											
No.	TD	FG	FG Att.	Punt	Downs	Int.	Fum.	Saf.	Game	Half	Pts.
2	0	1	1	1	0	0	0	0	0	0	3

TITANS GIVEAWAYS

Game	Qtr	Scrim.	Player	Turnover	Caused by	Takeaway	at	Ret.	Yds.	Results	Pts.
9/11	NYG	4	NYG 45	K. Philips	Fumble		J. Pinnock	TEN 11	0	Interception	0

Giveaway Season Totals:

Giveaways resulted in ...											
No.	TD	FG	FG Att.	Punt	Downs	Int.	Fum.	Saf.	Game	Half	Pts.
1	0	0	0	0	0	1	0	0	0	0	0

## FIRST DOWNS EARNED

Total first downs earned (parentheses indicates number earned on third or fourth down)

NAME	RUSHING	PASSING	RECEIVING	PENALTY	TOTAL
Ryan Tannehill	1 (1)	13 (2)			14 (3)
PENALTY				4 (3)	4 (3)
Dontrell Hilliard			3 (1)		3 (1)
Kyle Philips			3 (1)		3 (1)
Treyton Burks			2		2 ()
Derrick Henry	1				1 ()
Robert Woods			1		1 ()
Nick Westbrook-Ikhine			1		1 ()
Chig Okonkwo			1		1 ()
Cody Hollister			1		1 ()
Geoff Swaim			1		1 ()
<b>TITANS TOTALS</b>	<b>2 (1)</b>	<b>13 (2)</b>	<b>13 (2)</b>	<b>4 (3)</b>	<b>32 (8)</b>

**Note: One first down awarded to both passer and receiver on passes resulting in first down.**



# KICKOFF ANALYSIS

## TITANS

		No.	No.		Opp.	Ret.	Ret.			Out of	Onside
BULLOCK		No.	In EZ	TB	Ret.	Yds.	Avg.	FC	Squib	Bounds	Rec. / Att.
9/11	NYG	5	5	3	2	41	20.5	0	0	0	0 / 0
9/19 at	BUF						-				/
9/25	LV						-				/
10/2 at	IND						-				/
10/9 at	WAS						-				/
10/23	IND						-				/
10/30 at	HOU						-				/
11/6 at	KC						-				/
11/13	DEN						-				/
11/17 at	GB						-				/
11/27	CIN						-				/
12/4 at	PHI						-				/
12/11	JAX						-				/
12/18 at	LAC						-				/
12/24	HOU						-				/
12/29	DAL						-				/
1/8 at	JAX						-				/
BULLOCK TOTALS		5	5	3	2	41	20.5	0	0	0	0 / 0
TEAM TOTALS		5	5	3	2	41	20.5	0	0	0	0 / 0

## OPPONENTS

		No.	No.		Titans	Ret.	Ret.			Out of	Onside
		No.	In EZ	TB	Ret.	Yds.	Avg.	FC	Squib	Bounds	Rec. / Att.
9/11	NYG	4	2	2	2	33	16.5	0	0	0	0 / 0
9/19 at	BUF						-				/
9/25	LV						-				/
10/2 at	IND						-				/
10/9 at	WAS						-				/
10/23	IND						-				/
10/30 at	HOU						-				/
11/6 at	KC						-				/
11/13	DEN						-				/
11/17 at	GB						-				/
11/27	CIN						-				/
12/4 at	PHI						-				/
12/11	JAX						-				/
12/18 at	LAC						-				/
12/24	HOU						-				/
12/29	DAL						-				/
1/8 at	JAX						-				/
TOTALS		4	2	2	2	33	16.5	0	0	0	0 / 0

INSTANT REPLAY ANALYSIS

CHALLENGES BY TITANS

Game		Qtr	Time	Dwn	Dist	Play	Review Result	Explanation
9/11	NYG					(none)		

Total challenges by Titans: 0

Calls reversed: 0

CHALLENGES BY OPPONENTS

Game		Qtr	Time	Dwn	Dist	Play	Review Result	Explanation
9/11	NYG	4	8:21	2	9	R. Tannehill 19-yard pass to C. Okonkwo to TEN 40	Reversed	C. Okonkwo 11-yard reception down at TEN 32

Total challenges by Opponents: 1

Calls reversed: 1

CHALLENGES BY REVIEW ASSISTANT

Game		Qtr	Time	Dwn	Dist	Play	Review Result	Explanation
9/11	NYG					(none)		

Total reviews by Assistant: 0

Calls reversed: 0



TENNESSEE TITANS

# LAST WEEK'S PLAY-BY-PLAY



Week 1

National Football League Game Summary

NFL Copyright © 2022 by The National Football League. All rights reserved. This summary and play-by-play is for the express purpose of assisting media in their coverage of the game; any other use of this material is prohibited without the written permission of the National Football League.

Date: Sunday, 9/11/2022

New York Giants at Tennessee Titans

Start Time: 3:26 PM CDT

at Nissan Stadium, Nashville, TN

Game Day Weather

Game Weather: Cloudy

Temp: 75° F (23.9° C) Humidity: 87%, Wind: WSW 9 mph

Played Open Stadium on Turf: Grass

Outdoor Weather: Cloudy,

Officials

Referee: Boger, Jerome (123)

Umpire: Anderson, Barry (20)

Down Judge: LeBlanc, Frank (44)

Line Judge: Baynes, Rusty (59)

Field Judge: Ramsey III, Alonzo (80)

Side Judge: Monroe, Jonah (120)

Back Judge: Patrick, Steve (17)

Replay Official: Choudhry, Saleem (0)

Lineups

New York Giants				Tennessee Titans			
Offense		Defense		Offense		Defense	
TE	82 D.Bellinger	DL	99 L.Williams	TE	87 G.Swaim	DL	95 D.Walker
LT	78 A.Thomas	DL	97 D.Lawrence	LT	77 T.Lewan	DT	98 J.Simmons
LG	68 B.Bredeson	DE	93 N.Williams	LG	55 A.Brewer	DT	93 T.Tart
C	76 J.Feliciano	OLB	53 O.Ximines	C	60 B.Jones	OLB	92 O.Adeniyi
RG	64 M.Glowinski	OLB	55 J.Ward	RG	64 N.Davis	LB	41 Z.Cunningham
RT	73 E.Neal	ILB	48 T.Crowder	RT	78 N.Petit-Frere	LB	51 D.Long
WR	13 D.Sills	ILB	59 A.Calitro	WR	15 N.Westbrook-Ikhine	OLB	48 B.Dupree
WR	19 K.Golladay	CB	33 A.Robinson	WR	2 R.Woods	CB	21 R.McCreary
QB	8 D.Jones	CB	22 A.Jackson	QB	17 R.Tannehill	CB	26 K.Fulton
FB	85 C.Myarick	S	20 J.Love	FB	44 T.Carter	DB	37 A.Hooker
RB	26 S.Barkley	S	29 X.McKinney	RB	22 D.Henry	S	31 K.Byard

Substitutions

WR 3 S.Shepard, P 6 J.Gillan, K 9 G.Gano, WR 17 W.Robinson, RB 23 G.Brightwell, DB 27 J.Pinnock, DB 28 C.Flott, CB 30 D.Holmes, RB 31 M.Breida, DB 36 T.Jefferson, ILB 41 M.McFadden, CB 44 N.McCloud, ILB 47 C.Brown, OLB 49 T.Fox, ILB 52 C.Coughlin, LS 58 C.Kreiter, OL 62 D.Hamilton, DL 71 J.Ellis, OL 75 J.Ezeudu, WR 80 R.James, TE 88 T.Hudson, WR 89 K.Toney, OLB 95 Q.Roche, DL 98 D.Davidson

Did Not Play

QB 2 T.Taylor, G 77 J.Anderson

Not Active

OLB 5 K.Thibodeaux, RB 21 A.Williams, S 24 D.Belton, DB 35 J.Layne, OLB 51 A.Ojulari, OL 79 T.Phillips, WR 86 D.Slayton

Substitutions

CB 3 C.Farley, P 4 R.Stonehouse, WR 8 C.Hollister, K 14 R.Bullock, WR 16 T.Burks, WR 18 K.Philips, RB 23 T.Cannon, RB 25 H.Haskins, DB 28 J.Kalu, CB 30 T.Avery, DB 32 U.Amadi, S 33 A.Moore, RB 40 D.Hilliard, LB 42 J.Jones, LS 46 M.Cox, LB 53 D.Cole, C/G 62 C.Levin, OL 71 D.Daley, OL 75 D.Radunz, TE 81 A.Hooper, TE 85 C.Okonkwo, DE 94 D.Hand, DL 96 D.Autry, DE 97 K.Strong, OLB 99 R.Weaver

Did Not Play

QB 7 M.Willis

Not Active

CB 20 L.Johnson, RB 36 J.Chestnut, OLB 59 D.Tuszka, OL 73 Ja.Jones, DT 90 N.Jones

Field Goals (made ( ) & missed)

		R.Bullock		(46) (23) 47WL			
		1	2	3	4	OT	Total
VISITOR:	New York Giants	0	0	13	8	0	21
HOME:	Tennessee Titans	7	6	7	0	0	20

Scoring Plays

Team	Qtr	Time	Play Description (Extra Point) (Drive Info)	Visitor	Home
Titans	1	9:48	D.Hilliard 7 yd. pass from R.Tannehill (R.Bullock kick) (5-45, 3:00)	0	7
Titans	2	12:35	R.Bullock 46 yd. Field Goal (10-65, 4:34)	0	10
Titans	2	6:57	R.Bullock 23 yd. Field Goal (7-37, 3:03)	0	13
Giants	3	11:16	S.Barkley 4 yd. run (run failed) (4-90, 1:29)	6	13
Giants	3	8:48	S.Shepard 65 yd. pass from D.Jones (G.Gano kick) (2-64, 0:40)	13	13
Titans	3	2:54	D.Hilliard 23 yd. pass from R.Tannehill (R.Bullock kick) (9-75, 5:54)	13	20
Giants	4	1:06	C.Myarick 1 yd. pass from D.Jones (D.Jones-S.Barkley pass) (12-73, 4:21)	21	20

Paid Attendance: 67,805

Time: 3:00

New York Giants vs Tennessee Titans  
9/11/2022 at Nissan Stadium

Final Individual Statistics

New York Giants									Tennessee Titans								
RUSHING						RUSHING						RUSHING					
	ATT	YDS	AVG	LG	TD							ATT	YDS	AVG	LG	TD	
S.Barkley	18	164	9.1	68	1	D.Henry						21	82	3.9	18	0	
D.Jones	6	25	4.2	11	0	D.Hilliard						2	8	4.0	5	0	
M.Breida	5	24	4.8	9	0	R.Tannehill						2	7	3.5	9	0	
K.Toney	2	23	11.5	19	0	C.Okonkwo						1	-4	-4.0	-4	0	
R.James	1	2	2.0	2	0												
Total	32	238	7.4	68	1	Total						26	93	3.6	18	0	
PASSING									PASSING								
	ATT	CMP	YDS	SK/YD	TD	LG	IN	RT		ATT	CMP	YDS	SK/YD	TD	LG	IN	RT
D.Jones	21	17	188	5/32	2	65	1	115.9	R.Tannehill	33	20	266	1/0	2	31	0	106.4
Total	21	17	188	5/32	2	65	1	115.9	Total	33	20	266	1/0	2	31	0	106.4
PASS RECEIVING									PASS RECEIVING								
	TAR	REC	YDS	AVG	LG	TD				TAR	REC	YDS	AVG	LG	TD		
S.Barkley	7	6	30	5.0	7	0	K.Phillips			9	6	66	11.0	21	0		
R.James	6	5	59	11.8	16	0	D.Hilliard			4	3	61	20.3	31	2		
S.Shepard	4	2	71	35.5	65	1	T.Burks			5	3	55	18.3	27	0		
K.Golladay	2	2	22	11.0	15	0	G.Swaim			4	3	19	6.3	9	0		
W.Robinson	1	1	5	5.0	5	0	C.Hollister			1	1	22	22.0	22	0		
C.Myarick	1	1	1	1.0	1	1	R.Woods			2	1	13	13.0	13	0		
							N.Westbrook-Ikhine			2	1	13	13.0	13	0		
							C.Okonkwo			1	1	11	11.0	11	0		
							A.Hooper			2	1	6	6.0	6	0		
							D.Henry			1	0	0	0.0	0	0		
Total	21	17	188	11.1	65	2	Total			31	20	266	13.3	31	2		
INTERCEPTIONS									INTERCEPTIONS								
	NO	YDS	AVG	LG	TD					NO	YDS	AVG	LG	TD			
Total	0	0	0	0	0	A.Hooker				1	0	0.0	0	0			
						Total				1	0	0.0	0	0			
PUNTING									PUNTING								
	NO	YDS	AVG	NET	TB	IN20	LG		NO	YDS	AVG	NET	TB	IN20	LG		
J.Gillan	6	309	51.5	41.2	0	5	69	R.Stonehouse	6	342	57.0	46.7	0	3	66		
Total	6	309	51.5	41.2	0	5	69	Total	6	342	57.0	46.7	0	3	66		
PUNT RETURNS									PUNT RETURNS								
	NO	YDS	AVG	FC	LG	TD			NO	YDS	AVG	FC	LG	TD			
R.James	5	62	12.4	1	22	0	K.Phillips			4	62	15.5	2	46	0		
Total	5	62	12.4	1	22	0	Total			4	62	15.5	2	46	0		
KICKOFF RETURNS									KICKOFF RETURNS								
	NO	YDS	AVG	FC	LG	TD			NO	YDS	AVG	FC	LG	TD			
G.Brightwell	2	41	20.5	0	24	0	T.Cannon			2	33	16.5	0	19	0		
[TOUCHBACK]	3	0	0.0	0	0	0	[TOUCHBACK]			2	0	0.0	0	0	0		
Total	2	41	20.5	0	24	0	Total			2	33	16.5	0	19	0		

New York Giants

FUMBLES	FUM	LOST	OWN-REC	YDS	TD	FORCED	OPP-REC	YDS	TD	OUT-BDS
S.Barkley	1	0	0	0	0	0	0	0	0	1
D.Jones	1	1	0	0	0	0	0	0	0	0
J.Pinnock	0	0	0	0	0	0	1	0	0	0
Total	2	1	0	0	0	0	1	0	0	1

Tennessee Titans

FUMBLES	FUM	LOST	OWN-REC	YDS	TD	FORCED	OPP-REC	YDS	TD	OUT-BDS
D.Henry	1	0	1	-2	0	0	0	0	0	0
K.Phillips	1	1	0	0	0	0	0	0	0	0
K.Fulton	0	0	0	0	0	1	0	0	0	0
J.Simmons	0	0	0	0	0	1	0	0	0	0
B.Dupree	0	0	0	0	0	0	1	2	0	0
Total	2	1	1	-2	0	2	1	2	0	0

## Final Team Statistics

	Visitor Giants	Home Titans
<b>TOTAL FIRST DOWNS</b>	19	19
By Rushing	11	2
By Passing	7	13
By Penalty	1	4
<b>THIRD DOWN EFFICIENCY</b>	2-10-20.0%	3-11-27.3%
<b>FOURTH DOWN EFFICIENCY</b>	1-1-100.0%	0-0-0.0%
<b>TOTAL NET YARDS</b>	394	359
Total Offensive Plays (inc. times thrown passing)	58	60
Average gain per offensive play	6.8	6.0
<b>NET YARDS RUSHING</b>	238	93
Total Rushing Plays	32	26
Average gain per rushing play	7.4	3.6
Tackles for a loss-number and yards	2-7	2-6
<b>NET YARDS PASSING</b>	156	266
Times thrown - yards lost attempting to pass	5-32	1-0
Gross yards passing	188	266
<b>PASS ATTEMPTS-COMPLETIONS-HAD INTERCEPTED</b>	21-17-1	33-20-0
Avg gain per pass play (inc.# thrown passing)	6.0	7.8
<b>KICKOFFS Number-In End Zone-Touchbacks</b>	4-2-2	5-5-3
<b>PUNTS Number and Average</b>	6-51.5	6-57.0
Had Blocked	0	0
<b>FGs - PATs Had Blocked</b>	0-0	0-0
<b>Net Punting Average</b>	41.2	46.7
<b>TOTAL RETURN YARDAGE (Not Including Kickoffs)</b>	62	62
No. and Yards Punt Returns	5-62	4-62
No. and Yards Kickoff Returns	2-41	2-33
No. and Yards Interception Returns	0-0	1-0
<b>PENALTIES Number and Yards</b>	8-45	7-50
<b>FUMBLES Number and Lost</b>	2-1	2-1
<b>TOUCHDOWNS</b>	3	2
Rushing	1	0
Passing	2	2
<b>EXTRA POINTS Made-Attempts</b>	2-3	2-2
Kicking Made-Attempts	1-1	2-2
Passing Made-Attempts	1-1	0-0
Rushing Made-Attempts	0-1	0-0
<b>FIELD GOALS Made-Attempts</b>	0-0	2-3
<b>RED ZONE EFFICIENCY</b>	2-3-67%	2-3-67%
<b>GOAL TO GO EFFICIENCY</b>	2-2-100%	1-1-100%
<b>SAFETIES</b>	0	0
<b>FINAL SCORE</b>	21	20
<b>TIME OF POSSESSION</b>	28:54	31:06



New York Giants vs Tennessee Titans  
9/11/2022 at Nissan Stadium

# Ball Possession And Drive Chart

## New York Giants

#	Time Recd	Time Lost	Time Poss	How Ball Obtained	Drive Began	# Play	Yds Gain	Yds Pen	Net Yds	1st Down	Last Scrm	How Given Up
1	15:00	12:48	2:12	Kickoff	NYG 22	3	9	0	9	0	NYG 31	Punt
2	9:48	6:10	3:38	Kickoff	NYG 25	6	21	-5	16	1	NYG 41	Punt
3	4:30	2:09	2:21	Punt	NYG 40	3	6	0	6	0	NYG 46	Punt
4	12:35	10:00	2:35	Kickoff	NYG 25	6	19	0	19	2	TEN 42	Fumble
5	6:57	4:03	2:54	Kickoff	NYG 17	5	21	0	21	1	NYG 38	Punt
6	0:59	0:00	0:59	Punt	NYG 9	4	55	-10	45	3	NYG 38	End of Half
7	12:45	11:16	1:29	Punt	NYG 10	4	85	5	90	4	* TEN 4	Touchdown
8	9:28	8:48	0:40	Punt	NYG 36	2	64	0	64	1	NYG 35	Touchdown
9	2:54	0:42	2:12	Kickoff	NYG 25	3	3	0	3	0	NYG 28	Punt
10	14:23	10:28	3:55	Punt	NYG 15	7	35	-5	30	2	NYG 45	Punt
11	10:28	8:50	1:38	Muffed Punt	TEN 11	3	3	0	3	0	* TEN 8	Interception
12	5:27	1:06	4:21	Punt	NYG 27	12	73	0	73	5	* TEN 1	Touchdown

(340) Average NYG 28

## Tennessee Titans

#	Time Recd	Time Lost	Time Poss	How Ball Obtained	Drive Began	# Play	Yds Gain	Yds Pen	Net Yds	1st Down	Last Scrm	How Given Up
1	12:48	9:48	3:00	Punt	NYG 45	5	45	0	45	3	* NYG 7	Touchdown
2	6:10	4:30	1:40	Punt	TEN 18	3	5	0	5	0	TEN 23	Punt
3	2:09	12:35	4:34	Punt	TEN 7	10	65	0	65	3	NYG 28	Field Goal
4	10:00	6:57	3:03	Fumble	NYG 42	7	32	5	37	2	* NYG 5	Field Goal
5	4:03	0:59	3:04	Punt	TEN 18	7	35	0	35	2	NYG 47	Punt
6	15:00	12:45	2:15	Kickoff	TEN 24	3	7	0	7	0	TEN 31	Punt
7	11:16	9:28	1:48	Kickoff	TEN 10	3	8	0	8	0	TEN 18	Punt
8	8:48	2:54	5:54	Kickoff	TEN 25	9	95	-20	75	5	* NYG 23	Touchdown
9	0:42	14:23	1:19	Punt	TEN 14	3	12	-5	7	0	TEN 21	Punt
10	8:50	5:27	3:23	Interception	TEN 20	5	17	0	17	1	TEN 37	Punt
11	1:06	0:00	1:06	Kickoff	TEN 30	8	36	5	41	3	NYG 29	Missed FG

(279) Average TEN 25

\* inside opponent's 20

## Time of Possession by Quarter

Visitor	Home	1st	2nd	3rd	4th	OT	Total
New York Giants	Tennessee Titans	8:11	6:28	4:21	9:54		28:54
		6:49	8:32	10:39	5:06		31:06

## Kickoff Drive No.-Start Average

Giants: 5 - NYG 23      Titans: 4 - TEN 22

## Final Defensive Statistics

**TKL = Tackle AST = Assist COMB = Combined QH=QB Hit IN = Interception PD = Pass Defense FF = Forced Fumble FR = Fumble Recovery**

Tennessee Titans	Regular Defensive Plays												Special Teams					Misc			
	TKL	AST	COMB	SK	/ YDS	TFL	QH	IN	PD	FF	FR	TKL	AST	FF	FR	BL	TKL	AST	FF	FR	
K.Byard	8	4	12	0	0	0	0	0	0	0	0	0	0	0	0	0	0	0	0	0	
D.Long	5	3	8	0	0	1	1	0	0	0	0	0	0	0	0	0	0	0	0	0	
K.Fulton	5	1	6	0	0	0	0	0	0	1	0	0	0	0	0	0	0	0	0	0	
Z.Cunningham	5	1	6	0	0	0	0	0	0	0	0	0	1	0	0	0	0	0	0	0	
J.Simmons	4	2	6	2	19	2	2	0	0	1	0	0	0	0	0	0	0	0	0	0	
U.Amadi	4	1	5	0	0	0	0	0	0	0	0	0	0	0	0	0	0	0	0	0	
R.Weaver	3	1	4	2	7	2	2	0	0	0	0	0	0	0	0	0	0	0	0	0	
A.Hooker	3	1	4	0	0	0	0	1	1	0	0	0	0	0	0	0	0	0	0	0	
D.Autry	2	2	4	0	0	0	1	0	0	0	0	0	0	0	0	0	0	0	0	0	
K.Strong	2	1	3	0	0	0	0	0	1	0	0	0	0	0	0	0	0	0	0	0	
T.Tart	1	1	2	0	0	0	1	0	0	0	0	0	0	0	0	0	0	0	0	0	
R.McCreary	1	1	2	0	0	0	0	0	0	0	0	0	0	0	0	0	0	0	0	0	
B.Dupree	1	0	1	1	6	1	1	0	0	0	1	0	0	0	0	0	0	0	0	0	
D.Walker	1	0	1	0	0	0	0	0	0	0	0	0	0	0	0	0	0	0	0	0	
J.Kalu	1	0	1	0	0	0	0	0	0	0	0	0	0	0	0	0	0	0	0	0	
C.Farley	1	0	1	0	0	0	0	0	0	0	0	0	0	0	0	0	0	0	0	0	
D.Hilliard	0	0	0	0	0	0	0	0	0	0	0	0	1	1	0	0	0	0	0	0	
C.Hollister	0	0	0	0	0	0	0	0	0	0	0	0	1	0	0	0	0	0	0	0	
D.Cole	0	0	0	0	0	0	0	0	0	0	0	0	1	0	0	0	0	0	0	0	
T.Avery	0	0	0	0	0	0	0	0	0	0	0	0	0	3	0	0	0	0	0	0	
T.Cannon	0	0	0	0	0	0	0	0	0	0	0	0	0	2	0	0	0	0	0	0	
J.Jones	0	0	0	0	0	0	0	0	0	0	0	0	0	1	0	0	0	0	0	0	
D.Henry	0	0	0	0	0	0	0	0	0	0	0	0	0	0	0	0	0	0	0	1	
Total	47	19	66	5	32	6	8	1	2	2	1	4	7	0	0	0	0	0	0	1	

**9/11/2022 at Nissan Stadium**

## PERIOD SCORES

## TIME OF POSSESSION

## Scoring Plays

## TOTAL FIRST DOWNS

## New York Giants

## Tennessee Titans

## First Downs Rushing-Passing-by Penalty

### THIRD DOWN EFFICIENCY

4 - 3 - 0

2 - 7 - 1

**TOTAL NET YARDS**

## Total Offensive Plays

## NET YARDS RUSHING

## NET YARDS PASSING

## Gross Yards Passing

### Times thrown-yards lost attempting to pass

### Pass Attempts-Completions-Had Intercepted

### Punts-Number and Average

### Penalties-Number and Yards

### Fumbles-Number and Lost

### Red Zone Efficiency

### Average Drive Start

## New York Giants

## Regular Defensive Plays

## Special Teams

## Misc

[illegible]



**9/11/2022 at Nissan Stadium**

[illegible]

Play By Play

First Quarter

9/11/2022

TEN wins the coin toss and elects to defer. NYG elects to Receive, and TEN elects to defend the south goal.

R.Bullock kicks 67 yards from TEN 35 to NYG -2. G.Brightwell to NYG 22 for 24 yards (J.Jones; T.Cannon).

New York Giants at 15:00, (1st play from scrimmage 14:55)

- 1-10-NYG 22 (14:55) (Shotgun) S.Barkley right guard to NYG 23 for 1 yard (D.Walker).
- 2-9-NYG 23 (14:17) (Shotgun) D.Jones left guard to NYG 29 for 6 yards (A.Hooker).
- 3-3-NYG 29 (13:31) D.Jones scrambles left end to NYG 31 for 2 yards (D.Long).
- 4-1-NYG 31 (13:03) J.Gillan punts 60 yards to TEN 9, Center-C.Kreiter. K.Philips to NYG 45 for 46 yards (G.Brightwell; Q.Roche).

Tennessee Titans at 12:48

- 1-10-NYG 45 (12:48) D.Henry right end to NYG 45 for no gain (A.Jackson).
- 2-10-NYG 45 (12:06) R.Tannehill pass short middle to R.Woods to NYG 32 for 13 yards (X.McKinney). P1
- 1-10-NYG 32 (11:25) D.Henry left guard to NYG 27 for 5 yards (O.Ximines, L.Williams).
- 2-5-NYG 27 (10:42) (Shotgun) R.Tannehill pass short left to T.Burks to NYG 7 for 20 yards (J.Love). P2
- 1-7-NYG 7 (9:52) (Shotgun) R.Tannehill pass short left to D.Hilliard for 7 yards, TOUCHDOWN. P3
- R.Bullock extra point is GOOD, Center-M.Cox, Holder-R.Stonehouse.

NYG 0 TEN 7, 5 plays, 45 yards, 3:00 drive, 5:12 elapsed

R.Bullock kicks 65 yards from TEN 35 to end zone, Touchback.

New York Giants at 9:48

- 1-10-NYG 25 (9:48) D.Jones pass incomplete short right to S.Shepard [D.Long].
- 2-10-NYG 25 (9:44) (Shotgun) D.Jones pass short left to S.Barkley pushed ob at NYG 31 for 6 yards (K.Fulton).
- 3-4-NYG 31 (9:10) (Shotgun) D.Jones pass short middle to W.Robinson to NYG 36 for 5 yards (A.Hooker). P1
- 1-10-NYG 36 (8:30) (Shotgun) R.James right end to NYG 38 for 2 yards (K.Strong).
- 2-8-NYG 38 (7:49) D.Jones sacked at NYG 32 for -6 yards (B.Dupree).
- Penalty on NYG-C.Myarick, Offensive Holding, declined.*
- 3-14-NYG 32 (7:17) (Shotgun) PENALTY on NYG, Delay of Game, 5 yards, enforced at NYG 32 - No Play.
- 3-19-NYG 27 (6:57) (Shotgun) D.Jones pass short middle to R.James to NYG 41 for 14 yards (K.Byard, R.McCreary).
- 4-5-NYG 41 (6:19) J.Gillan punts 46 yards to TEN 13, Center-C.Kreiter. K.Philips to TEN 18 for 5 yards (N.McCloud).

Tennessee Titans at 6:10

- 1-10-TEN 18 (6:10) D.Henry left tackle to TEN 23 for 5 yards (L.Williams).
- 2-5-TEN 23 (5:34) D.Henry right tackle to TEN 23 for no gain (J.Ward).
- 3-5-TEN 23 (4:48) (Shotgun) R.Tannehill pass incomplete deep right to R.Woods.
- 4-5-TEN 23 (4:44) R.Stonehouse punts 54 yards to NYG 23, Center-M.Cox. R.James ran ob at NYG 40 for 17 yards (D.Hilliard).

New York Giants at 4:30

- 1-10-NYG 40 (4:30) (Shotgun) D.Jones sacked at NYG 35 for -5 yards (R.Weaver).
- 2-15-NYG 35 (3:48) (Shotgun) D.Jones sacked at NYG 30 for -5 yards (J.Simmons).
- 3-20-NYG 30 (3:02) (Shotgun) D.Jones pass short middle to R.James to NYG 46 for 16 yards (K.Byard) [D.Autry].
- 4-4-NYG 46 (2:16) J.Gillan punts 47 yards to TEN 7, Center-C.Kreiter, fair catch by K.Philips.

Tennessee Titans at 2:09

- 1-10-TEN 7 (2:09) D.Henry right end to TEN 10 for 3 yards (L.Williams, J.Ward).
- 2-7-TEN 10 (1:23) (Shotgun) R.Tannehill pass short middle to G.Swaim to TEN 19 for 9 yards (T.Crowder, A.Jackson). P4
- 1-10-TEN 19 (:47) R.Tannehill pass incomplete deep left to T.Burks.
- 2-10-TEN 19 (:41) (Shotgun) D.Henry right guard to TEN 26 for 7 yards (T.Crowder; X.McKinney).

END OF QUARTER

	Time		First Downs				Efficiencies	
	Score	Poss	R	P	X	T	3 Down	4 Down
New York Giants	0	8:11	0	1	0	1	1/4	0/0
Tennessee Titans	7	6:49	0	4	0	4	0/1	0/0

Second Quarter

9/11/2022

Play By Play

Tennessee Titans continued.

3-3-TEN 26	(15:00) (Shotgun) R.Tannehill pass short right to D.Hilliard to NYG 43 for 31 yards (T.Crowder).	P5
<u>1-10-NYG 43</u>	(14:14) R.Tannehill pass short middle to N.Westbrook-Ikhine to NYG 30 for 13 yards (X.McKinney).	P6
<u>1-10-NYG 30</u>	(13:36) D.Henry left tackle to NYG 28 for 2 yards (L.Williams).	
2-8-NYG 28	(12:51) (Shotgun) R.Tannehill pass incomplete short left.	
3-8-NYG 28	(12:44) (Shotgun) R.Tannehill pass incomplete deep left to T.Burks [O.Ximines].	
4-8-NYG 28	<b>(12:39) R.Bullock 46 yard field goal is GOOD, Center-M.Cox, Holder-R.Stonehouse.</b>	

NYG 0 TEN 10, 10 plays, 65 yards, 4:34 drive, 2:25 elapsed
--

R.Bullock kicks 65 yards from TEN 35 to end zone, Touchback.

New York Giants at 12:35

1-10-NYG 25	(12:35) S.Barkley right tackle to NYG 29 for 4 yards (D.Autry).	
2-6-NYG 29	(12:08) (No Huddle, Shotgun) S.Barkley right end pushed ob at NYG 44 for 15 yards (K.Byard).	R2
<u>1-10-NYG 44</u>	(11:41) (No Huddle, Shotgun) M.Breida left tackle to NYG 49 for 5 yards (D.Long).	
2-5-NYG 49	(11:11) (No Huddle, Shotgun) D.Jones pass short middle to K.Golladay to TEN 44 for 7 yards (Z.Cunningham, K.Fulton).	P3
<u>1-10-TEN 44</u>	(10:38) (No Huddle, Shotgun) S.Barkley right tackle to TEN 42 for 2 yards (R.Weaver; D.Long).	
2-8-TEN 42	(10:06) (No Huddle, Shotgun) D.Jones sacked at TEN 49 for -7 yards (J.Simmons). FUMBLES (J.Simmons) [J.Simmons], RECOVERED by TEN-B.Dupree at NYG 44. B.Dupree to NYG 42 for 2 yards (A.Thomas).	

Tennessee Titans at 10:00

1-10-NYG 42	(10:00) D.Henry left tackle to NYG 38 for 4 yards (J.Ward).	
2-6-NYG 38	(9:29) (No Huddle, Shotgun) R.Tannehill pass incomplete short right to G.Swaim.	
3-6-NYG 38	(9:26) (Shotgun) R.Tannehill pass short right to D.Hilliard to NYG 37 for 1 yard (A.Jackson).	
	<i>PENALTY on NYG-D.Holmes, Defensive Holding, 5 yards, enforced at NYG 38 - No Play.</i>	X7
<u>1-10-NYG 33</u>	(9:11) R.Tannehill pass deep right to C.Hollister ran ob at NYG 11 for 22 yards.	P8
<u>1-10-NYG 11</u>	(8:33) D.Henry right guard to NYG 7 for 4 yards (T.Crowder).	
2-6-NYG 7	(7:50) R.Tannehill pass short left to G.Swaim to NYG 5 for 2 yards (A.Robinson).	
3-4-NYG 5	(7:07) R.Tannehill pass incomplete short right to D.Henry.	
4-4-NYG 5	<b>(7:00) R.Bullock 23 yard field goal is GOOD, Center-M.Cox, Holder-R.Stonehouse.</b>	

NYG 0 TEN 13, 7 plays, 37 yards, 1 penalty, 3:03 drive, 8:03 elapsed
--

R.Bullock kicks 65 yards from TEN 35 to NYG 0. G.Brightwell to NYG 17 for 17 yards (C.Hollister, T.Avery).

New York Giants at 6:57, (1st play from scrimmage 6:51)

1-10-NYG 17	(6:51) D.Jones pass short right to S.Barkley to NYG 24 for 7 yards (K.Byard; Z.Cunningham) [T.Tart].	
2-3-NYG 24	(6:15) S.Barkley left end to NYG 31 for 7 yards (Z.Cunningham, U.Amadi).	R4
<u>1-10-NYG 31</u>	(5:29) D.Jones pass short middle to S.Barkley to NYG 35 for 4 yards (D.Long).	
2-6-NYG 35	(4:56) (Shotgun) M.Breida up the middle to NYG 38 for 3 yards (D.Long, D.Autry).	
3-3-NYG 38	(4:14) (Shotgun) D.Jones pass incomplete short left to S.Shepard (K.Strong).	
4-3-NYG 38	(4:09) J.Gillan punts 44 yards to TEN 18, Center-C.Kreiter, fair catch by K.Philips.	

Tennessee Titans at 4:03

1-10-TEN 18	(4:03) D.Henry right tackle to TEN 20 for 2 yards (J.Ward).	
2-8-TEN 20	(3:16) (Shotgun) R.Tannehill pass incomplete short right to K.Philips.	
3-8-TEN 20	(3:12) (Shotgun) R.Tannehill scrambles left end ran ob at TEN 29 for 9 yards (D.Holmes).	R9
<u>1-10-TEN 29</u>	(2:33) D.Henry up the middle to TEN 47 for 18 yards (X.McKinney).	R10

Two-Minute Warning

<u>1-10-TEN 47</u>	(2:00) D.Henry right tackle to NYG 47 for 6 yards (J.Ward, A.Jackson).	
2-4-NYG 47	(1:13) (Shotgun) R.Tannehill pass incomplete short left to K.Philips [D.Lawrence].	
3-4-NYG 47	(1:09) (Shotgun) R.Tannehill pass incomplete short left to K.Philips.	
4-4-NYG 47	(1:05) R.Stonehouse punts 38 yards to NYG 9, Center-M.Cox, fair catch by R.James. TEN-O.Adeniyi was injured during the play. His return is Questionable.	

New York Giants at 0:59

1-10-NYG 9	(:59) (Shotgun) S.Barkley up the middle to NYG 22 for 13 yards (K.Byard, D.Autry).	R5
<u>1-10-NYG 22</u>	(:31) (No Huddle, Shotgun) D.Jones scrambles up the middle to NYG 33 for 11 yards (D.Long; K.Byard).	R6
	Timeout #1 by NYG at 00:24.	
<u>1-10-NYG 33</u>	(:24) (Shotgun) D.Jones pass short left to S.Barkley to NYG 44 for 11 yards (D.Long, R.Weaver).	



New York Giants vs Tennessee Titans at Nissan Stadium

PENALTY on NYG-M.Glowinski, Offensive Holding, 10 yards, enforced at NYG 33 - No Play.

1-20-NYG 23 (:16) (Shotgun) D.Jones pass short right to K.Golladay to NYG 38 for 15 yards (R.McCreary).  
Timeout #2 by NYG at 00:08.

2-5-NYG 38 (:08) (Shotgun) D.Jones pass deep right to R.James pushed ob at TEN 46 for 16 yards (J.Kalu).

P7

END OF QUARTER

	Score	Time Poss	First Downs				Efficiencies	
			R	P	X	T	3 Down	4 Down
New York Giants	0	6:28	4	2	0	6	0/1	0/0
Tennessee Titans	13	8:32	2	3	1	6	2/5	0/0

Third Quarter

9/11/2022

Play By Play

TEN elects to Receive, and NYG elects to defend the South goal.

G.Gano kicks 55 yards from NYG 35 to TEN 10. T.Cannon to TEN 24 for 14 yards (N.McCloud).

Tennessee Titans at 15:00, (1st play from scrimmage 14:55)

<u>1-10-TEN 24</u>	(14:55) D.Henry left tackle to TEN 31 for 7 yards (X.McKinney; O.Ximines).	
2-3-TEN 31	(14:16) D.Henry right end to TEN 33 for 2 yards (D.Lawrence, O.Ximines).	
3-1-TEN 33	(13:35) (Shotgun) Direct snap to D.Henry. D.Henry FUMBLES (Aborted) at TEN 29, and recovers at TEN 29. D.Henry to TEN 31 for 2 yards (A.Calitro, T.Crowder).	
4-3-TEN 31	(12:58) R.Stonehouse punts 62 yards to NYG 7, Center-M.Cox. R.James to NYG 10 for 3 yards (T.Avery; D.Hilliard).	

New York Giants at 12:45

1-10-NYG 10	(12:45) S.Barkley left end pushed ob at TEN 22 for 68 yards (K.Byard).	R8
<u>1-10-TEN 22</u>	(12:08) (Shotgun) M.Breida up the middle to TEN 13 for 9 yards (U.Amadi, K.Byard).	
2-1-TEN 13	(11:39) M.Breida right tackle to TEN 9 for 4 yards (K.Byard).	R9
	<i>PENALTY on TEN-D.Autry, Illegal Use of Hands, 5 yards, enforced at TEN 9.</i>	X10
<u>1-4-TEN 4</u>	<b>(11:20) S.Barkley up the middle for 4 yards, TOUCHDOWN.</b>	R11
	(Kick formation) TWO-POINT CONVERSION ATTEMPT. J.Gillan rushes. ATTEMPT FAILS.	

NYG 6 TEN 13, 4 plays, 90 yards, 1 penalty, 1:29 drive, 3:44 elapsed

G.Gano kicks 64 yards from NYG 35 to TEN 1. T.Cannon to NYG 47 for 52 yards (C.Brown; A.Robinson).

*PENALTY on TEN-T.Burks, Offensive Holding, 10 yards, enforced at TEN 20.*

Tennessee Titans at 11:16, (1st play from scrimmage 11:07)

1-10-TEN 10	(11:07) D.Hilliard right end to TEN 15 for 5 yards (A.Robinson, O.Ximines).
2-5-TEN 15	(10:29) D.Hilliard left end to TEN 18 for 3 yards (J.Ward).
3-2-TEN 18	(9:44) (Shotgun) R.Tannehill pass incomplete short right to D.Hilliard.
4-2-TEN 18	(9:40) R.Stonehouse punts 64 yards to NYG 18, Center-M.Cox. R.James to NYG 36 for 18 yards (D.Cole).

New York Giants at 9:28

1-10-NYG 36	(9:28) (Shotgun) S.Barkley right tackle to NYG 35 for -1 yards (D.Long, J.Simmons).	
2-11-NYG 35	<b>(8:58) (No Huddle, Shotgun) D.Jones pass deep left to S.Shepard for 65 yards, TOUCHDOWN.</b>	P12
	G.Gano extra point is GOOD, Center-C.Kreiter, Holder-J.Gillan.	

NYG 13 TEN 13, 2 plays, 64 yards, 0:40 drive, 6:12 elapsed

G.Gano kicks 65 yards from NYG 35 to end zone, Touchback.

Tennessee Titans at 8:48

1-10-TEN 25	(8:48) (Shotgun) R.Tannehill pass short right to T.Burks to TEN 33 for 8 yards (A.Jackson, A.Calitro) [O.Ximines].	
2-2-TEN 33	(8:06) R.Tannehill pass deep middle to K.Philips to NYG 47 for 20 yards (D.Holmes).	P11
<u>1-10-NYG 47</u>	(7:36) (No Huddle) D.Henry left guard to NYG 34 for 13 yards (A.Jackson).	
	<i>PENALTY on TEN-A.Brewer, Offensive Holding, 10 yards, enforced at NYG 45.</i>	
1-18-TEN 45	(7:17) R.Tannehill pass short middle to T.Burks to NYG 28 for 27 yards (A.Jackson).	P12
<u>1-10-NYG 28</u>	(6:39) (No Huddle) D.Henry left end to NYG 23 for 5 yards (A.Robinson).	
2-5-NYG 23	(5:59) R.Tannehill sacked at NYG 23 for 0 yards (T.Fox).	
3-5-NYG 23	(5:13) (Shotgun) R.Tannehill pass short left to K.Philips to NYG 18 for 5 yards (J.Love).	P13
<u>1-10-NYG 18</u>	(4:26) (Shotgun) <i>PENALTY on TEN, Delay of Game, 5 yards, enforced at NYG 18 - No Play.</i>	
1-15-NYG 23	(4:08) D.Henry left tackle to NYG 18 for 5 yards (T.Crowder, D.Davidson).	
2-10-NYG 18	(3:27) (Shotgun) R.Tannehill pass incomplete short right to R.Woods (A.Jackson).	
	<i>PENALTY on NYG-A.Jackson, Defensive Pass Interference, 5 yards, enforced at NYG 18 - No Play.</i>	X14
<u>1-10-NYG 13</u>	(3:22) D.Henry up the middle to NYG 4 for 9 yards (J.Love; A.Calitro).	
	<i>PENALTY on TEN-A.Brewer, Offensive Holding, 10 yards, enforced at NYG 13 - No Play.</i>	
1-20-NYG 23	<b>(3:00) (Shotgun) R.Tannehill pass short left to D.Hilliard for 23 yards, TOUCHDOWN [D.Lawrence].</b>	P15
	R.Bullock extra point is GOOD, Center-M.Cox, Holder-R.Stonehouse.	

NYG 13 TEN 20, 9 plays, 75 yards, 1 penalty, 5:54 drive, 12:06 elapsed

R.Bullock kicks 65 yards from TEN 35 to end zone, Touchback.

New York Giants at 2:54

1-10-NYG 25	(2:54) (Shotgun) S.Barkley left tackle to NYG 27 for 2 yards (Z.Cunningham, K.Strong).
2-8-NYG 27	(2:14) (Shotgun) S.Barkley up the middle to NYG 30 for 3 yards (J.Simmons).

New York Giants vs Tennessee Titans at Nissan Stadium

- 3-5-NYG 30 (1:36) (Shotgun) D.Jones sacked at NYG 28 for -2 yards (R.Weaver).
- 4-7-NYG 28 (:53) J.Gillan punts 69 yards to TEN 3, Center-C.Kreiter. K.Philips to TEN 14 for 11 yards (J.Love).

Tennessee Titans at 0:42

- 1-10-TEN 14 (:42) *PENALTY on TEN-N.Petit-Frere, False Start, 5 yards, enforced at TEN 14 - No Play.*
- 1-15-TEN 9 (:42) (Shotgun) D.Henry up the middle to TEN 12 for 3 yards (D.Davidson).

END OF QUARTER	Time		First Downs				Efficiencies	
	Score	Poss	R	P	X	T	3 Down	4 Down
New York Giants	13	4:21	3	1	1	5	0/1	0/0
Tennessee Titans	20	10:39	0	4	1	5	1/3	0/0



Fourth Quarter

9/11/2022

Play By Play

Tennessee Titans continued.

2-12-TEN 12	(15:00) (Shotgun) R.Tannehill pass short left to K.Philips pushed ob at TEN 21 for 9 yards (D.Holmes).	
3-3-TEN 21	(14:41) (No Huddle, Shotgun) R.Tannehill pass incomplete short left to N.Westbrook-Ikhine (A.Robinson).	
4-3-TEN 21	(14:36) R.Stonehouse punts 66 yards to NYG 13, Center-M.Cox. R.James to NYG 15 for 2 yards (T.Avery; T.Cannon).	

New York Giants at 14:23

1-10-NYG 15	(14:23) K.Toney left end to NYG 34 for 19 yards (K.Byard).	R13
<u>1-10-NYG 34</u>	(13:38) (Shotgun) D.Jones pass short left to S.Barkley to NYG 38 for 4 yards (A.Hooker).	
2-6-NYG 38	(13:05) (No Huddle, Shotgun) <i>PENALTY on NYG-B.Bredeson, False Start, 5 yards, enforced at NYG 38 - No Play.</i>	
2-11-NYG 33	(13:05) D.Jones pass short right to S.Barkley to NYG 39 for 6 yards (U.Amadi).	
3-5-NYG 39	(12:23) (Shotgun) D.Jones pass short middle to R.James to NYG 45 for 6 yards (K.Fulton).	P14
<u>1-10-NYG 45</u>	(11:52) (No Huddle, Shotgun) S.Barkley right end to NYG 39 for -6 yards (J.Simmons).	
2-16-NYG 39	(11:13) (Shotgun) D.Jones pass short right to S.Shepard pushed ob at NYG 45 for 6 yards (C.Farley).	
3-10-NYG 45	(10:44) (Shotgun) D.Jones pass incomplete deep right to R.James.	
4-10-NYG 45	(10:38) J.Gillan punts 43 yards to TEN 12, Center-C.Kreiter. K.Philips MUFFS catch, touched at TEN 13, RECOVERED by NYG-J.Pinnock at TEN 11.	

New York Giants at 10:28

1-10-TEN 11	(10:28) (Shotgun) D.Jones left end to TEN 9 for 2 yards (U.Amadi).	
2-8-TEN 9	(9:41) (Shotgun) S.Barkley up the middle to TEN 8 for 1 yard (U.Amadi).	
3-7-TEN 8	(8:55) (Shotgun) D.Jones pass short left intended for S.Barkley INTERCEPTED by A.Hooker at TEN -4. Touchback.	

Tennessee Titans at 8:50

1-10-TEN 20	(8:50) D.Henry left tackle to TEN 21 for 1 yard (O.Ximines).	
2-9-TEN 21	(8:21) (No Huddle) R.Tannehill pass short left to C.Okonkwo to TEN 40 for 19 yards (A.Calitro). New York Giants challenged the runner was not down by contact ruling, and the play was REVERSED. (No Huddle) R.Tannehill pass short left to C.Okonkwo to TEN 32 for 11 yards (J.Love).	P16
<u>1-10-TEN 32</u>	(8:00) D.Henry right end to TEN 33 for 1 yard (D.Holmes; J.Love).	
2-9-TEN 33	(7:15) R.Tannehill pass short left to G.Swaim to TEN 41 for 8 yards (L.Williams, A.Calitro).	
3-1-TEN 41	(6:26) C.Okonkwo left end to TEN 37 for -4 yards (A.Calitro, T.Crowder).	
4-5-TEN 37	(5:38) R.Stonehouse punts 58 yards to NYG 5, Center-M.Cox. R.James to NYG 27 for 22 yards (Z.Cunningham).	

New York Giants at 5:27

1-10-NYG 27	(5:27) S.Barkley up the middle to NYG 31 for 4 yards (T.Tart; J.Simmons).	
2-6-NYG 31	(5:01) (No Huddle, Shotgun) D.Jones pass short right to R.James to NYG 38 for 7 yards (K.Byard).	P15
<u>1-10-NYG 38</u>	(4:31) (No Huddle, Shotgun) D.Jones pass short left to S.Barkley to NYG 41 for 3 yards (Z.Cunningham).	
2-7-NYG 41	(4:00) (No Huddle) S.Barkley up the middle to TEN 26 for 33 yards (K.Fulton). FUMBLES (K.Fulton), ball out of bounds at TEN 11.	R16
<u>1-10-TEN 26</u>	(3:27) (Shotgun) K.Toney scrambles left end to TEN 22 for 4 yards (K.Fulton).	
2-6-TEN 22	(2:48) (No Huddle, Shotgun) M.Breida up the middle to TEN 19 for 3 yards (K.Strong).	
3-3-TEN 19	(2:05) (Shotgun) D.Jones left tackle to TEN 17 for 2 yards (K.Fulton).	

Two-Minute Warning

4-1-TEN 17	(2:00) D.Jones scrambles left end pushed ob at TEN 15 for 2 yards (D.Autry).	R17
<u>1-10-TEN 15</u>	(1:54) (No Huddle, Shotgun) S.Barkley left guard to TEN 10 for 5 yards (R.Weaver, A.Hooker).	
2-5-TEN 10	(1:23) (No Huddle) S.Barkley up the middle to TEN 3 for 7 yards (Z.Cunningham, K.Byard).	R18
	Timeout #1 by TEN at 01:16.	
<u>1-3-TEN 3</u>	(1:16) S.Barkley up the middle to TEN 1 for 2 yards (T.Tart, D.Long).	
	Timeout #2 by TEN at 01:09.	
2-1-TEN 1	(1:09) <b>D.Jones pass short right to C.Myarick for 1 yard, TOUCHDOWN.</b>	P19
	TWO-POINT CONVERSION ATTEMPT. D.Jones pass to S.Barkley is complete. ATTEMPT SUCCEEDS.	

NYG 21 TEN 20, 12 plays, 73 yards, 4:21 drive, 13:54 elapsed

G.Gano kicks 65 yards from NYG 35 to end zone, Touchback.

*PENALTY on NYG, Illegal Formation, 5 yards, enforced at TEN 25.*

Tennessee Titans at 1:06

1-10-TEN 30	(1:06) (Shotgun) <i>PENALTY on TEN-T.Lewan, False Start, 5 yards, enforced at TEN 30 - No Play.</i>	
1-15-TEN 25	(1:06) (Shotgun) R.Tannehill pass short left to K.Philips to TEN 33 for 8 yards (A.Robinson).	
2-7-TEN 33	(:45) (No Huddle, Shotgun) R.Tannehill pass short left to K.Philips pushed ob at TEN 36 for 3 yards (D.Holmes).	

New York Giants vs Tennessee Titans at Nissan Stadium

3-4-TEN 36	(:41) (Shotgun) R.Tannehill pass incomplete short middle to T.Burks (J.Ward). <i>PENALTY on NYG-A.Calistro, Defensive Holding, 5 yards, enforced at TEN 36 - No Play.</i>	X17
<u>1-10-TEN 41</u>	(:37) (Shotgun) R.Tannehill pass short right to A.Hooper ran ob at TEN 47 for 6 yards (O.Ximines).	
2-4-TEN 47	(:33) (Shotgun) R.Tannehill pass incomplete short left to A.Hooper (O.Ximines).	
3-4-TEN 47	(:29) (Shotgun) R.Tannehill pass incomplete deep left to K.Philips. <i>PENALTY on NYG-D.Holmes, Defensive Holding, 5 yards, enforced at TEN 47 - No Play.</i> Timeout #1 by NYG at 00:23.	X18
<u>1-10-NYG 48</u>	(:23) (Shotgun) R.Tannehill pass deep left to K.Philips pushed ob at NYG 27 for 21 yards (D.Holmes). Timeout #3 by TEN at 00:18.	P19
<u>1-10-NYG 27</u>	(:18) R.Tannehill right tackle to NYG 29 for -2 yards (J.Ellis).	
2-12-NYG 29	(:05) (No Huddle) R.Tannehill spiked the ball to stop the clock. Timeout #2 by NYG at 00:04.	
3-12-NYG 29	(:04) R.Bullock 47 yard field goal is No Good, Wide Left, Center-M.Cox, Holder-R.Stonehouse.	

END OF QUARTER

	Score	Time	First Downs				Efficiencies	
		Poss	R	P	X	T	3 Down	4 Down
New York Giants	21	9:54	4	3	0	7	1/4	1/1
Tennessee Titans	20	5:06	0	2	2	4	0/2	0/0

# Miscellaneous Statistics Report

## New York Giants vs Tennessee Titans 9/11/2022 at Nissan Stadium

### Ten Longest Plays for New York Giants

Yards	Qtr	Play Start	Play Description
68	3	1-10-NYG 10	(12:45) S.Barkley left end pushed ob at TEN 22 for 68 yards (K.Byard).
65	3	2-11-NYG 35	(8:58) (No Huddle, Shotgun) D.Jones pass deep left to S.Shepard for 65 yards, TOUCHDOWN.
33	4	2-7-NYG 41	(4:00) (No Huddle) S.Barkley up the middle to TEN 26 for 33 yards (K.Fulton). FUMBLES (K.Fulton), ball out of bounds at TEN 11.
19	4	1-10-NYG 15	(14:23) K.Toney left end to NYG 34 for 19 yards (K.Byard).
16	1	3-20-NYG 30	(3:02) (Shotgun) D.Jones pass short middle to R.James to NYG 46 for 16 yards (K.Byard) [D.Autry].
16	2	2-5-NYG 38	(:08) (Shotgun) D.Jones pass deep right to R.James pushed ob at TEN 46 for 16 yards (J.Kalu).
15	2	2-6-NYG 29	(12:08) (No Huddle, Shotgun) S.Barkley right end pushed ob at NYG 44 for 15 yards (K.Byard).
15	2	1-20-NYG 23	(:16) (Shotgun) D.Jones pass short right to K.Golladay to NYG 38 for 15 yards (R.McCreary).
14	1	3-19-NYG 27	(6:57) (Shotgun) D.Jones pass short middle to R.James to NYG 41 for 14 yards (K.Byard, R.McCreary).
13	2	1-10-NYG 9	(:59) (Shotgun) S.Barkley up the middle to NYG 22 for 13 yards (K.Byard, D.Autry).

### Ten Longest Plays for Tennessee Titans

Yards	Qtr	Play Start	Play Description
31	2	3-3-TEN 26	(15:00) (Shotgun) R.Tannehill pass short right to D.Hilliard to NYG 43 for 31 yards (T.Crowder).
27	3	1-18-TEN 45	(7:17) R.Tannehill pass short middle to T.Burks to NYG 28 for 27 yards (A.Jackson).
23	3	1-20-NYG 23	(3:00) (Shotgun) R.Tannehill pass short left to D.Hilliard for 23 yards, TOUCHDOWN [D.Lawrence].
22	2	1-10-NYG 33	(9:11) R.Tannehill pass deep right to C.Hollister ran ob at NYG 11 for 22 yards.
21	4	1-10-NYG 48	(:23) (Shotgun) R.Tannehill pass deep left to K.Philips pushed ob at NYG 27 for 21 yards (D.Holmes).
20	1	2-5-NYG 27	(10:42) (Shotgun) R.Tannehill pass short left to T.Burks to NYG 7 for 20 yards (J.Love).
20	3	2-2-TEN 33	(8:06) R.Tannehill pass deep middle to K.Philips to NYG 47 for 20 yards (D.Holmes).
18	2	1-10-TEN 29	(2:33) D.Henry up the middle to TEN 47 for 18 yards (X.McKinney).
13	1	2-10-NYG 45	(12:06) R.Tannehill pass short middle to R.Woods to NYG 32 for 13 yards (X.McKinney).
13	2	1-10-NYG 43	(14:14) R.Tannehill pass short middle to N.Westbrook-Ikhine to NYG 30 for 13 yards (X.McKinney).

### Touchdown Scoring Information

		Offense	Defense	Special Teams
VISITOR	New York Giants	3	0	0
HOME	Tennessee Titans	2	0	0

### Player Scoring Information

Club	Player	TD	Rush TD	Rec TD	KO TD	Punt TD	Int TD	Fum TD	Misc TD	FG	XP	2Pt Rush	2Pt Rec	Sfty	Points
NYG	S.Barkley	0	1	0	0	0	0	0	0	0	0	0	1	0	8
NYG	S.Shepard	0	0	1	0	0	0	0	0	0	0	0	0	0	6
NYG	C.Myarick	0	0	1	0	0	0	0	0	0	0	0	0	0	6
NYG	G.Gano	0	0	0	0	0	0	0	0	0	1	0	0	0	1
TEN	D.Hilliard	0	0	2	0	0	0	0	0	0	0	0	0	0	12
TEN	R.Bullock	0	0	0	0	0	0	0	0	2	2	0	0	0	8

### Possession Detail

	First Half		Second Half		Game	
	Visitor	Home	Visitor	Home	Visitor	Home
Largest Lead	0	13	1	7	1	13
Drives Leading	0	4	0	4	0	8
Time of Possession Leading	0:00	12:21	0:00	8:45	0:00	21:06
Largest Deficit	-13	0	-7	-1	-13	-1
Drives Trailing	5	0	6	1	11	1
Time of Possession Trailing	12:27	0:00	14:15	1:06	26:42	1:06
Times Score Tied Up		0		1		1
Lead Changes		1		2		3



# Playtime Percentage

Percent of playtime per player on offense, defense and special teams (Unofficial)

New York Giants						Tennessee Titans					
		Offense	Defense	Special Teams				Offense	Defense	Special Teams	
A Thomas	T	60 100%		2	7%	N Davis	G	65 100%		5	18%
E Neal	T	60 100%		2	7%	N Petit-Frere	T	65 100%		5	18%
M Glowinski	G	60 100%		2	7%	A Brewer	C	65 100%			
J Feliciano	C	60 100%				B Jones	C	65 100%			
D Jones	QB	60 100%				R Tannehill	QB	65 100%			
S Barkley	RB	50 83%				T Lewan	T	63 97%		5	18%
K Golladay	WR	46 77%				R Woods	WR	46 71%			
S Shepard	WR	43 72%				G Swaim	TE	45 69%		13	46%
R James	WR	42 70%		6	21%	N Westbrook-Ikhine	WR	44 68%		1	4%
B Bredeson	C	32 53%		2	7%	D Henry	RB	44 68%			
D Bellinger	TE	29 48%				A Hooper	TE	40 62%			
J Ezeudu	G	28 47%		2	7%	K Phillips	WR	31 48%		6	21%
D Sills	WR	27 45%				T Burks	WR	24 37%		4	14%
T Hudson	TE	19 32%		5	18%	T Carter	FB	12 18%		19	68%
C Myarick	TE	14 23%		17	61%	D Hilliard	RB	12 18%		5	18%
M Breida	RB	13 22%		19	68%	C Okonkwo	TE	10 15%		8	29%
W Robinson	WR	9 15%				H Haskins	RB	9 14%		21	75%
K Toney	WR	7 12%				C Hollister	WR	8 12%		12	43%
D Hamilton	T	1 2%		2	7%	D Daley	G	2 3%		5	18%
J Love	SS		65 100%	17	61%	K Fulton	CB		60 100%		
X McKinney	FS		65 100%	7	25%	D Long	LB		60 100%		
T Crowder	LB		65 100%	7	25%	R McCreary	DB		59 98%	2	7%
A Jackson	CB		65 100%	5	18%	K Byard	FS		59 98%		
A Robinson	CB		62 95%	15	54%	A Hooker	FS		56 93%	5	18%
J Ward	LB		57 88%			J Simmons	DT		52 87%	4	14%
L Williams	DT		53 82%	7	25%	Z Cunningham	LB		47 78%	6	21%
D Lawrence	DT		44 68%	7	25%	B Dupree	LB		47 78%		
A Calitro	LB		44 68%			U Amadi	FS		38 63%		
O Ximines	LB		43 66%	4	14%	D Autry	DE		37 62%	2	7%
D Holmes	CB		40 62%	1	4%	R Weaver	LB		29 48%	4	14%
N Williams	DT		32 49%			T Tart	DT		28 47%	5	18%
T Fox	LB		27 42%	5	18%	K Strong	DE		24 40%	4	14%
J Ellis	DT		18 28%			C Farley	CB		17 28%	15	54%
T Jefferson	SS		13 20%	5	18%	D Walker	DE		16 27%	7	25%
M McFadden	LB		11 17%	13	46%	J Kalu	CB		13 22%	12	43%
D Davidson	DT		7 11%	9	32%	O Adeniyi	LB		11 18%	7	25%
Q Roche	LB		4 6%	18	64%	D Cole	LB		5 8%	23	82%
C Brown	LB			26	93%	D Hand	DE		2 3%		
C Coughlin	LB			26	93%	J Jones	LB			23	82%
G Brightwell	RB			19	68%	T Cannon	RB			21	75%
J Pinnock	CB			18	64%	R Stonehouse	P			11	39%
N McCloud	CB			14	50%	T Avery	DB			11	39%
J Gillan	P			8	29%	M Cox	LS			11	39%
C Kreiter	LS			8	29%	R Bullock	K			10	36%
G Gano	K			6	21%						

C Flott	DB	2	7%	D Radunz	T	5	18%
				C Levin	C	5	18%
				A Moore	FS	5	18%



# TENNESSEE TITANS (0-0) vs. NEW YORK GIANTS (0-0)

Sunday, September 11, 2022, 3:25 p.m. – Nissan Stadium, Nashville, Tenn.



## TITANS

2	Robert WOODS	WR
3	Caleb FARLEY	CB
4	Ryan STONEHOUSE	P
7	Malik WILLIS	QB
8	Cody HOLLISTER	WR
14	Randy BULLOCK	K
15	Nick WESTBROOK-IKHINE	WR
16	Treyton BURKS	WR
17	Ryan TANNEHILL	QB
18	Kyle PHILIPS	WR
20	Lonnie JOHNSON JR.	DB
21	Roger McCREARY	CB
22	Derrick HENRY	RB
24	Elijah MOLDEN	CB
25	Hassan HASKINS	RB
26	Kristian FULTON	CB
28	Joshua KALU	DB
30	Tre AVERY	CB
31	Kevin BYARD	S
32	Ugo AMADI	DB
33	A.J. MOORE JR.	S
36	Julius CHESTNUT	RB
37	Amani HOOKER	S
40	Dontrell HILLIARD	RB
41	Zach CUNNINGHAM	LB
44	Tory CARTER	FB
45	Chance CAMPBELL	LB
46	Morgan COX	LS
48	Bud DUPREE	OLB
51	David LONG JR.	LB
53	Dylan COLE	LB
55	Aaron BREWER	G/C
59	Derrek TUSZKA	OLB
60	Ben JONES	C
62	Corey LEVIN	C/G
64	Nate DAVIS	G
71	Dennis DALEY	OL
73	Jamarco JONES	OL
75	Dillon RADUNZ	OL
77	Taylor LEWAN	T
78	Nicholas PETIT-FRERE	OL
81	Austin HOOPER	TE
85	Chig OKONKWO	TE
87	Geoff SWAIM	TE
90	Naquan JONES	DT
92	Ola ADENIYI	OLB
93	Teair TART	DT
94	Da'Shawn HAND	DE
95	DeMarcus WALKER	DL
96	Denico AUTRY	DL
97	Kevin STRONG	DE
98	Jeffery SIMMONS	DT
99	Rashad WEAVER	OLB

## TITANS OFFENSE

WR	15	Nick Westbrook-Ikhine	16	<u>Treyton Burks</u>	8	Cody Hollister
TE	81	Austin Hooper	85	<u>Chig Okonkwo</u>		
LT	77	Taylor Lewan	71	Dennis Daley		
LG	55	Aaron Brewer	73	Jamarco Jones		
C	60	Ben Jones	62	Corey Levin		
RG	64	Nate Davis	75	Dillon Radunz		
RT	78	<u>Nicholas Petit-Frere</u>	71	Dennis Daley		
TE	87	Geoff Swaim	44	Tory Carter (FB)		
WR	2	Robert Woods	18	<u>Kyle Philips</u>		
QB	17	Ryan Tannehill	7	<u>Malik Willis</u>		
RB	22	Derrick Henry	40	Dontrell Hilliard	25	<u>Hassan Haskins</u>
				36	<u>Julius Chestnut</u>	

## TITANS SCHEDULE

Sept. 11	NYG
Sept. 19	@ BUF
Sept. 25	LV
Oct. 2	@ IND
Oct. 9	@ WAS
Oct. 23	IND
Oct. 30	@ HST
Nov. 6	@ KC
Nov. 13	DEN
Nov. 17	@ GB
Nov. 27	CIN
Dec. 4	@ PHI
Dec. 11	JAX
Dec. 18	@ LAC
Dec. 24	HST
Dec. 29	DAL
Jan. 7/8	@ JAX

## TITANS DEFENSE

DE	95	DeMarcus Walker	94	Da'Shawn Hand		
NT	93	Teair Tart	90	Naquan Jones		
DT	98	Jeffery Simmons	97	Kevin Strong		
OLB	48	Bud Dupree	99	Rashad Weaver	59	Derrek Tuszka
ILB	51	David Long Jr.	45	<u>Chance Campbell</u>		
ILB	41	Zach Cunningham	53	Dylan Cole		
OLB	96	Denico Autry	92	Ola Adeniyi		
CB	21	<u>Roger McCreary</u>	3	Caleb Farley	32	Ugo Amadi
S	31	Kevin Byard	28	Joshua Kalu		
S	37	Amani Hooker	20	Lonnie Johnson Jr.	33	A.J. Moore
CB	26	Kristian Fulton	24	Elijah Molden	30	<u>Tre Avery</u>

## GIANTS

2	Tyrod TAYLOR	QB
3	Sterling SHEPARD	WR
5	Kayvon THIBODEAUX	OLB
6	Jamie GILLAN	P
8	Daniel JONES	QB
9	Graham GANO	K
13	David SILLS V	WR
17	Wan'Dale ROBINSON	WR
19	Kenny GOLLADAY	WR
20	Julian LOVE	S
21	Antonio WILLIAMS	RB
22	Adoree' JACKSON	CB
23	Gary BRIGHTWELL	RB
24	Dane BELTON	S
26	Saquon BARKLEY	RB
27	Jason PINNOCK	DB
28	Cor'Dale FLOTT	CB
29	Xavier McKINNEY	S
30	Darnay HOLMES	CB
31	Matt BREIDA	RB
33	Aaron ROBINSON	CB
35	Justin LAYNE	DB
41	Micah McFADDEN	ILB
44	Nick McCLOUD	CB
47	Cam BROWN	ILB
48	Tae CROWDER	ILB
49	Tomon FOX	OLB
51	Azeez OJULARI	OLB
52	Carter COUGHLIN	ILB
53	Oshane XIMINES	OLB
55	Jihad WARD	OLB
58	Casey KREITER	LS
59	Austin CALITRO	ILB
62	Devery HAMILTON	OL
64	Mark GLOWINSKI	OL
68	Ben BREDESON	G
71	Justin ELLIS	DL
73	Evan NEAL	OL
75	Joshua EZEUDU	OL
76	Jon FELICIANO	OL
77	Jack ANDERSON	G
78	Andrew THOMAS	T
79	Tyre PHILLIPS	G
80	Richie JAMES	WR
82	Daniel BELLINGER	TE
85	Chris MYARICK	FB
86	Darius SLAYTON	WR
88	Tanner HUDSON	TE
89	Kadarius TONEY	WR
93	Nicholas WILLIAMS	DL
97	Dexter LAWRENCE II	DL
98	D.J. DAVIDSON	DL
99	Leonard WILLIAMS	DL

## GIANTS DEFENSE

NT	97	Dexter Lawrence II	71	Justin Ellis	98	<u>D.J. Davidson</u>
DT	99	Leonard Williams	93	Nicholas Williams		
DE	51	Azeez Ojulari	55	Jihad Ward		
RUSH	5	<u>Kayvon Thibodeaux</u>	53	Oshane Ximines	49	<u>Tomon Fox</u>
MLB	48	Tae Crowder	41	<u>Micah McFadden</u>	52	Carter Coughlin
WILL	59	Austin Calitro	41	<u>Micah McFadden</u>	47	Cam Brown
LCB	22	Adoree' Jackson	28	<u>Cor'Dale Flott</u>	44	Nick McCloud
RCB	33	Aaron Robinson	28	<u>Cor'Dale Flott</u>	35	Justin Layne
NICKEL	30	Darnay Holmes	28	<u>Cor'Dale Flott</u>		
SS	20	Julian Love	24	<u>Dane Belton</u>	27	Jason Pinnock
FS	29	Xavier McKinney	24	<u>Dane Belton</u>	27	Jason Pinnock

## GIANTS SCHEDULE

Sept. 11	@ TEN
Sept. 18	CAR
Sept. 26	DAL
Oct. 2	CHI
Oct. 9	@ GB
Oct. 16	BAL
Oct. 23	@ JAX
Oct. 30	@ SEA
Nov. 13	HST
Nov. 20	DET
Nov. 24	@ DAL
Dec. 4	WAS
Dec. 11	PHI
Dec. 17/18	@ WAS
Dec. 24	@ MIN
Jan. 1	IND
Jan. 7/8	@ PHI

## GIANTS OFFENSE

WR	19	Kenny Golladay	13	Davis Sils V	86	Darius Slayton
WR	17	<u>Wan'Dale Robinson</u>	80	Richie James		
RT	73	<u>Evan Neal</u>	62	Devery Hamilton	79	Tyre Phillips
RG	64	Mark Glowinski	68	Ben Bredeson	77	Jack Anderson
C	76	Jon Feliciano	68	Ben Bredeson		
LG	68	Ben Bredeson	75	<u>Josh Ezeudu</u>	79	Tyre Phillips
LT	78	Andrew Thomas	75	<u>Josh Ezeudu</u>	62	Devery Hamilton
RB	26	Saquon Barkley	31	Matt Breida	23	Gary Brightwell
			21	Antonio Williams	85	Chris Myarick (FB)
WR	89	Kadarius Toney	3	Sterling Shepard		
TE	82	<u>Daniel Bellinger</u>	88	Tanner Hudson		
QB	8	Daniel Jones	2	Tyrod Taylor		

## TITANS SPECIALISTS

K	14	Randy Bullock	4	<u>Ryan Stonehouse</u>		
KO	14	Randy Bullock	4	<u>Ryan Stonehouse</u>		
P	4	<u>Ryan Stonehouse</u>	14	Randy Bullock		
H	4	<u>Ryan Stonehouse</u>	17	Ryan Tannehill		
PR	18	<u>Kyle Philips</u>	37	Amani Hooker		
KOR	40	Dontrell Hilliard	36	<u>Julius Chestnut</u>		
LS	46	Morgan Cox	60	Ben Jones		

Rookies are underlined

## TITANS PRONUNCIATIONS

OLA ADENIYI.....	OH-la ah-DAY-nee	Nicholas PETIT-FRERE.....	puh-TEET FRAIR
UGO AMADI.....	OO-go uh-MOD-ee	Dillon RADUNZ.....	RAY-dinz
Randy BULLOCK.....	BULL-luck	Ryan TANNEHILL.....	TAN-uh-hill
TREYTON Burks.....	TRAY-lin	TEAIR Tart.....	tee-AIR
Kevin BYARD.....	BY-urd	Derrek TUSZKA.....	TUSK-uh
HASSAN Haskins.....	huh-SAAN	Nick Westbrook-IKHINE.....	uh-KEEN-ay
Joshua KALU.....	kuh-LOO		
Taylor LEWAN.....	leh-WAHN		
Chig OKONKWO.....	oh-KAHN-kwoh		

## TODAY'S OFFICIALS

Referee.....	Jerome Boger (23)
Umpire.....	Barry Anderson (20)
Down Judge.....	Frank LeBlanc (44)
Line Judge.....	Rusty Baynes (59)
Field Judge.....	Alonzo Ramsey (80)
Side Judge.....	Jonah Monroe (120)
Back Judge.....	Steve Patrick (17)
Replay Official.....	Saleem Choudhry

## GIANTS SPECIALISTS

K	9	Graham Gano		
KO	9	Graham Gano		
P	6	Jamie Gillan		
H	6	Jamie Gillan		
PR	80	Richie James	30	Darnay Holmes
KOR	23	Gary Brightwell	80	Richie James
LS	58	Casey Kreiter		

## GIANTS PRONUNCIATIONS

SAQUON Barkley.....	SAY-quaan	Chris MYARICK.....	MY-rick
Ben BREDESON.....	BREAD-eh-sun	AZEEZ OJULARI.....	
Joshua EZEUDU.....	ee-ZOO-doo	.....	ah-ZEEZ oju-LAHR-ee
Jon FELICIANO.....	fuh-LEE-see-ah-no	Jason PINNOCK.....	pin-NOCK
COR'DALE FLOTT.....	coor-dale	WAN'DALE Robinson.....	WAN-Dale
TOMON Fox.....	tuh-mon	Kayvon THIBODEAUX.....	ti-buh-dough
Casey KREITER.....	CRY-ter	JIHAD Ward.....	Juh-hodd
XAVIER McKinney.....	ZAY-vier	Oshane XIMINES.....	ZIM-en-ess

## TITANS PRACTICE SQUAD

5	Logan Woodside.....	QB	54	David Anenih.....	OLB
10	Dez Fitzpatrick.....	WR	67	Xavier Newman.....	C/G
12	Mason Kinsey.....	WR	68	Sam Okuyinonu.....	DT
19	Josh Gordon.....	WR	70	Jordan Roos.....	G
23	Trenton Cannon.....	RB	72	Jayden Peevy.....	DE
29	Theo Jackson.....	S	76	Andrew Rupcich.....	T
35	Chris Jackson.....	DB	86	Kevin Rader.....	TE
42	Joe Jones.....	LB	91	Larell Murchison.....	DL
49	Thomas Odukoya.....	TE			

## GIANTS PRACTICE SQUAD

12	Davis Webb.....	QB	69	Will Holden.....	T
25	Jashaun Corbin.....	RB	70	Wyatt Davis.....	G
34	Sandro Platzgummer.....	RB	72	Max Garcia.....	OL
37	Fabian Moreau.....	CB	81	Kalil Pimbleton.....	WR
38	Zyon Gilbert.....	CB	87	Marcus Johnson.....	WR
39	Trenton Thompson.....	S	90	Ryder Anderson.....	DL
45	Tony Jefferson.....	DB	95	Quincy Roche.....	OLB
46	Austin Allen.....	TE	96	Henry Mondeaux.....	DL
57	Chuck Wiley.....	OLB			



TITANS	
92	ADENIYI, Ola.....OLB
32	AMADI, Ugo.....DB
96	AUTRY, Denico .....DL
30	VERY, Tre .....CB
55	BREWER, Aaron .....G/C
14	BULLOCK, Randy.....K
16	BURKS, Treyton .....WR
31	BYARD, Kevin .....S
45	CAMPBELL, Chance .....LB
44	CARTER, Tory .....FB
36	CHESTNUT, Julius .....RB
53	COLE, Dylan.....LB
46	COX, Morgan.....LS
41	CUNNINGHAM, Zach.....LB
71	DALEY, Dennis.....OL
64	DAVIS, Nate .....G
48	DUPREE, Bud .....OLB
3	FARLEY, Caleb .....CB
26	FULTON, Kristian .....CB
94	HAND, Da'Shawn .....DE
25	HASKINS, Hassan.....RB
22	HENRY, Derrick.....RB
40	HILLIARD, Dontrell .....RB
8	HOLLISTER, Cody .....WR
37	HOOKE, Amani.....S
81	HOOPER, Austin .....TE
20	JOHNSON JR., Lonnie....DB
60	JONES, Ben .....C
73	JONES, Jamarco .....OL
90	JONES, Naquan .....DT
28	KALU, Joshua.....DB
62	LEVIN, Corey.....C/G
77	LEWAN, Taylor .....T
51	LONG JR., David.....LB
21	MCCREARY, Roger .....CB
24	MOLDEN, Elijah.....CB
33	MOORE JR., A.J.....S
85	OKONKWO, Chig .....TE
78	PETIT-FRERE, Nicholas ..OL
18	PHILIPS, Kyle .....WR
75	RADUNZ, Dillon.....OL
98	SIMMONS, Jeffery.....DT
4	STONEHOUSE, Ryan .....P
97	STRONG, Kevin .....DE
87	SWAIM, Geoff.....TE
17	TANNEHILL, Ryan.....QB
93	TART, Teair .....DT
59	TUSZKA, Derrek.....OLB
95	WALKER, DeMarcus .....DL
99	WEAVER, Rashad.....OLB
15	WESTBROOK-IKHINE, Nick..WR
7	WILLIS, Malik.....QB
2	WOODS, Robert.....WR

TENNESSEE TITANS							
NO.	NAME	POS.	HT.	WT.	AGE	EXP.	COLLEGE
2	Robert Woods	WR	6-0	195	30	10	Southern California
3	Caleb Farley	CB	6-2	197	23	2	Virginia Tech
4	Ryan Stonehouse	P	5-10	193	23	R	Colorado State
7	Malik Willis	QB	6-1	219	23	R	Liberty
8	Cody Hollister	WR	6-4	220	28	3	Arkansas
14	Randy Bullock	K	5-9	210	32	11	Texas A&M
15	Nick Westbrook-Ikhine	WR	6-2	211	25	3	Indiana
16	Treyton Burks	WR	6-2	225	22	R	Arkansas
17	Ryan Tannehill	QB	6-4	217	34	11	Texas A&M
18	Kyle Philips	WR	5-11	189	23	R	UCLA
20	Lonnie Johnson Jr.	DB	6-2	213	25	4	Kentucky
21	Roger McCreary	CB	5-11	190	22	R	Auburn
22	Derrick Henry	RB	6-3	247	28	7	Alabama
24	Elijah Molden	CB	5-10	192	23	2	Washington
25	Hassan Haskins	RB	6-2	228	22	R	Michigan
26	Kristian Fulton	CB	5-11	197	24	3	Louisiana State
28	Joshua Kalu	DB	6-0	203	27	4	Nebraska
30	Tre Avery	CB	5-11	181	25	R	Rutgers
31	Kevin Byard	S	5-11	212	29	7	Middle Tennessee State
32	Ugo Amadi	DB	5-9	201	25	4	Oregon
33	A.J. Moore Jr.	S	5-11	200	26	5	Mississippi
36	Julius Chestnut	RB	5-11	228	21	R	Sacred Heart
37	Amani Hooker	S	5-11	210	24	4	Iowa
40	Dontrell Hilliard	RB	5-11	202	27	5	Tulane
41	Zach Cunningham	LB	6-3	238	27	6	Vanderbilt
44	Tory Carter	FB	6-0	229	23	2	Louisiana State
45	Chance Campbell	LB	6-2	232	22	R	Mississippi
46	Morgan Cox	LS	6-4	233	36	13	Tennessee
48	Bud Dupree	OLB	6-4	269	29	8	Kentucky
51	David Long Jr.	LB	5-11	227	25	4	West Virginia
53	Aaron Cole	LB	6-0	237	28	6	Missouri State
55	Aaron Brewer	G/C	6-1	295	24	3	Texas State
59	Derrek Tuszka	OLB	6-5	246	25	3	North Dakota State
60	Ben Jones	C	6-3	308	33	11	Georgia
62	Corey Levin	C/G	6-4	307	28	4	Chattanooga
64	Nate Davis	G	6-3	316	25	4	Charlotte
71	Dennis Daley	OL	6-6	326	26	4	South Carolina
73	Jamarco Jones	OL	6-4	293	26	5	Ohio State
75	Dillon Radunz	OL	6-6	301	24	2	North Dakota State
77	Taylor Lewan	T	6-7	309	31	9	Michigan
78	Nicholas Petit-Frere	OL	6-5	316	22	R	Ohio State
81	Austin Hooper	TE	6-4	254	27	7	Stanford
85	Chig Okonkwo	TE	6-3	238	23	R	Maryland
87	Geoff Swaim	TE	6-4	260	28	8	Texas
90	Naquan Jones	DT	6-3	313	24	2	Michigan State
92	Ola Adeniyi	OLB	6-1	248	24	5	Toledo
93	Teair Tart	DT	6-2	304	25	3	Florida International
94	Da'Shawn Hand	DE	6-3	297	26	5	Alabama
95	DeMarcus Walker	DL	6-4	280	27	6	Florida State
96	Denico Autry	DL	6-5	285	32	9	Mississippi State
97	Kevin Strong	DE	6-4	295	26	4	Texas-San Antonio
98	Jeffery Simmons	DT	6-4	305	25	4	Mississippi State
99	Rashad Weaver	OLB	6-4	259	24	2	Pittsburgh

TITANS COACHES	
<b>HEAD COACH: MIKE VRABEL</b>	
SHANE BOWEN (defensive coordinator), TODD DOWNING (offensive coordinator), CRAIG AUKERMAN (special teams), BRIAN BELL (sports performance coordinator), CHASE BLACKBURN (assistant special teams), SCOTT BOOKER (safeties), KYLAN BUTLER (offensive assistant); KEITH CARTER (offensive line), RYAN CROW (outside linebackers), TONY DEWS (running backs), ERIK FRAZIER (offensive skill assistant), JASON HOUGHTALING (offensive line assistant), TIM KELLY (passing game coordinator), BOBBY KING (inside linebackers), ZAK KUHR (inside linebackers assistant), CLINTON McMILLAN (defensive line assistant); ANTHONY MIDGET (secondary), ROB MOORE (wide receivers), PAT OHARA (quarterbacks), FRANK PIRAINO (director of sports performance), TYLER ROUSE (sports performance assistant), JIM SCHWARTZ (senior defensive assistant), LUKE STECKEL (tight ends), JOHN STREICHER (coordinator of football development), MIKE SULLIVAN (assistant offensive line), TERRELL WILLIAMS (defensive line).	

NEW YORK GIANTS							
NO.	NAME	POS.	HT.	WT.	AGE	EXP.	COLLEGE
2	Tyrod Taylor	QB	6-1	217	33	12	Virginia Tech
3	Sterling Shepard	WR	5-10	196	29	7	Oklahoma
5	Kayvon Thibodeaux	OLB	6-5	258	21	R	Oregon
6	Jamie Gillan	P	6-1	207	25	4	Arkansas-Pine Bluff
8	Daniel Jones	QB	6-5	230	25	4	Duke
9	Graham Gano	K	6-2	202	35	13	Florida State
13	David Sills V	WR	6-3	211	26	2	West Virginia
17	Wan'Dale Robinson	WR	5-8	185	21	R	Kentucky
19	Kenny Golladay	WR	6-4	213	28	6	Northern Illinois
20	Julian Love	S	5-11	195	24	4	Notre Dame
21	Antonio Williams	RB	5-11	215	24	1	North Carolina
22	Adoree' Jackson	CB	5-11	185	26	6	Southern California
23	Gary Brightwell	RB	6-1	218	24	2	Arizona
24	Dane Belton	S	6-1	190	21	R	Iowa
26	Saquon Barkley	RB	6-0	232	25	5	Penn State
27	Jason Pinnock	DB	6-0	200	23	2	Pittsburgh
28	Cor'Dale Flott	CB	6-2	165	21	R	Louisiana State
29	Xavier McKinney	S	6-0	201	23	3	Alabama
30	Darnay Holmes	CB	5-10	195	24	3	UCLA
31	Matt Breida	RB	5-10	195	27	6	Georgia Southern
33	Aaron Robinson	CB	6-1	193	24	2	Central Florida
35	Justin Layne	DB	6-2	192	24	4	Michigan State
41	Micah McFadden	ILB	6-2	232	22	R	Indiana
44	Nick McCloud	CB	6-0	193	24	1	Notre Dame
47	Cam Brown	ILB	6-5	233	24	3	Penn State
48	Tae Crowder	ILB	6-1	235	25	3	Georgia
49	Tomon Fox	OLB	6-2	253	24	R	North Carolina
51	Azeez Ojulari	OLB	6-3	240	22	2	Georgia
52	Carter Coughlin	ILB	6-3	236	25	3	Minnesota
53	Oshane Ximines	OLB	6-4	254	25	4	Old Dominion
55	Jihad Ward	OLB	6-5	287	28	7	Illinois
58	Casey Kreiter	LS	6-1	250	32	7	Iowa
59	Austin Calitro	ILB	6-0	240	28	5	Villanova
62	Devery Hamilton	OL	6-6	311	24	1	Duke
64	Mark Glowinski	OL	6-4	310	30	8	West Virginia
68	Ben Bredeson	G	6-5	315	24	3	Michigan
71	Justin Ellis	DL	6-2	350	31	9	Louisiana Tech
73	Evan Neal	OL	6-7	350	21	R	Alabama
75	Joshua Ezeudu	OL	6-4	320	22	R	North Carolina
76	Jon Feliciano	OL	6-4	325	30	8	Miami (Fla.)
77	Jack Anderson	G	6-4	314	23	2	Texas Tech
78	Andrew Thomas	T	6-5	315	23	3	Georgia
79	Tyre Phillips	G	6-5	344	25	3	Mississippi State
80	Richie James	WR	5-9	185	27	5	Middle Tennessee
82	Daniel Bellinger	TE	6-6	255	21	R	San Diego State
85	Chris Myarick	FB	6-5	261	26	2	Temple
86	Darius Slayton	WR	6-1	194	25	4	Auburn
88	Tanner Hudson	TE	6-5	239	27	4	Southern Arkansas
89	Kadarius Toney	WR	6-0	193	23	2	Florida
93	Nicholas Williams	DL	6-4	308	32	8	Samford
97	Dexter Lawrence II	DL	6-4	342	24	4	Clemson
98	D.J. Davidson	DL	6-5	325	22	R	Arizona State
99	Leonard Williams	DL	6-5	302	28	8	Southern California

GIANTS COACHES	
<b>HEAD COACH: BRIAN DABOLL</b>	
MIKE KAFKA (offensive coordinator), DON "WINK" MARTINDALE (defensive coordinator), THOMAS McGAUGHEY (special teams coordinator), ANGELA BAKER (offensive quality control), ANDY BISCHOFF (tight ends), ANTHONY BLEVINS (special teams assistant), BRYAN COX (assistant defensive line), JOHN EGORUGWU (inside linebackers), MIKE GROH (wide receivers), JEROME HENDERSON (defensive backs), BOBBY JOHNSON (offensive line), CHRISTIAN JONES (offensive assistant), CADE KNOX (offensive assistant/game manager), ANDRE PATTERSON (defensive line), DeANDRE SMITH (running backs), TONY SPARANO JR. (assistant offensive line), SHEA TIERNEY (quarterbacks), MIKE TREIER (assistant defensive backs), DREW WILKINS (outside linebackers), KEVIN WILKINS (defensive assistant), NICK WILLIAMS (special teams quality control), LAURA YOUNG (director of coaching operations).	

GIANTS	
77	ANDERSON, Jack ..... G
26	BARKLEY, Saquon ..... RB
82	BELLINGER, Daniel ..... TE
24	BELTON, Dane.....S
68	BREDESON, Ben ..... G
31	BREIDA, Matt ..... RB
23	BRIGHTWELL, Gary..... RB
47	BROWN, Cam .....ILB
59	CALITRO, Austin .....ILB
52	COUGHLIN, Carter .....ILB
48	CROWDER, Tae.....ILB
98	DAVIDSON, D.J..... DL
71	ELLIS, Justin..... DL
75	EZEUDU, Joshua ..... OL
76	FELICIANO, Jon ..... OL
28	FLOTT, Cor'Dale..... CB
49	FOX, Tomon .....OLB
9	GANO, Graham .....K
6	GILLAN, Jamie .....P
64	GLOWINSKI, Mark ..... OL
19	GOLLADAY, Kenny ..... WR
62	HAMILTON, Devery ..... OL
30	HOLMES, Darnay ..... CB
88	HUDSON, Tanner..... TE
22	JACKSON, Adoree'..... CB
80	JAMES, Richie.....WR
8	JONES, Daniel.....QB
58	KREITER, Casey .....LS
35	LAYNE, Justin..... DB
97	LAWRENCE II, Dexter.... DL
20	LOVE, Julian.....S
44	MCCLOUD, Nick ..... CB
41	McFADDEN, Micah.....ILB
29	McKINNEY, Xavier .....S
85	MYARICK, Chris ..... FB
73	NEAL, Evan ..... OL
51	OJULARI, Azeez.....OLB
79	PHILLIPS, Tyre..... G
27	PINNOCK, Jason..... DB
33	ROBINSON, Aaron ..... CB
17	ROBINSON, Wan'Dale... WR
3	SHEPARD, Sterling ..... WR
13	SILLS V, David .....WR
86	SLAYTON, Darius..... WR
2	TAYLOR, Tyrod .....QB
5	THIBODEAUX, Kayvon...OLB
78	THOMAS, Andrew ..... T
89	TONEY, Kadarius ..... WR
55	WARD, Jihad .....OLB
21	WILLIAMS, Antonio ..... RB
99	WILLIAMS, Leonard ..... DL
93	WILLIAMS, Nicholas..... DL
53	XIMINES, Oshane .....OLB





TENNESSEE TITANS

**LAST WEEK'S  
GAME CLIPS**

## **TITANS LOSE SEASON OPENER 21-20 TO GIANTS**

**BY JIM WYATT**  
**TENNESSEETITANS.COM**  
**SEPTEMBER 11, 2022**

NASHVILLE – The start of a new season ended with a gut-punch for the Tennessee Titans.

On NFL Kickoff Weekend, the Titans fell 21-20 to the Giants at Nissan Stadium as the team lost a second half lead, and then the game.

"Any time you lose it is a gut-punch," Titans head coach Mike Vrabel said. "We put a lot into it and got the start that we wanted to. Give (the Giants) a lot of credit – we went flat and then we weren't able to get anything going in the second half."

After falling behind late, quarterback Ryan Tannehill engineered a drive in the closing moments.

But a 47-yard field goal by kicker Randy Bullock sailed wide left at the horn and the Titans walked out of their locker room down and dejected.

"It's tough," Titans running back Derrick Henry said. "We didn't play good enough – they were the better team, and that's why they won. We didn't play up to our standards and ... we have to play better in all three phases."

The Giants took the lead 21-20 with 1:06 left in the contest on a one-yard touchdown pass from quarterback Daniel Jones to Chris Myarick that was followed by a two-point conversion pass from Jones to Saquon Barkley.

With one final opportunity, the Titans couldn't get it done.

The Titans drove the ball to New York's 29-yard line, but Bullock's kick sailed left.

"I felt great going (out there) and unfortunately it didn't go through,"

Bullock said. "This one kick isn't going to define me. I am going to come to work and be ready to go and on to Buffalo."

Tannehill completed 20-of-33 passes for 266 yards and two touchdowns in the contest, with a passer rating of 106.4

Running back Derrick Henry ran for 82 yards on 21 carries, with a long of 18.

It was running back Dontrell Hilliard who provided two of Tennessee's touchdowns on catches of seven and 23 yards.

Defensively, Bud Dupree, Rashad Weaver and Jeffery Simmons all came up with sacks, and Simmons and Weaver record two sacks apiece.

But it wasn't enough, in large part because the Titans couldn't stop the run. Barkley ran for 164 yards and a touchdown on 18 carries, including a 68-yard run. As a team, the Giants ran for 238 yards.

"That's not our standard, especially up front," Simmons said. "We talk about stopping the run – that was out No.1 key defensively this week. They almost had 300 yards rushing, so that's not good enough."

The Titans didn't make it easy on themselves in this one, as they lost a 13-0 halftime lead before getting off the mat late.

Then the Giants yanked it out from under them.

The Titans took a 7-0 lead early on a seven-yard strike from Tannehill to Hilliard.

The drive was set up by a 46-yard punt return by rookie Kyle Philips, and then jumpstarted by catches from receivers Robert Woods and Treylon Burks.

The Titans took a 10-0 lead on a 46-yard field goal by Bullock, which capped a 10-play, 65-yard drive that included a 31-yard

reception by Hilliard on third down.

The Titans extended their lead to 13-0 in the second quarter on another Bullock field goal, this one from 23 yards out. The drive was set up by a fumble recovery by Dupree, which was caused by a sack and forced fumble by Simmons.

But the Giants cut the lead to 13-6 on a four-yard touchdown run by Barkley, which came just a few plays after his 68-yard run put the ball at the Tennessee 22-yard line.

The Giants then tied the game at 13-13 on a 65-yard touchdown pass from Jones to receiver Sterling Shepard, who got behind Titans cornerback Kristian Fulton.

The Titans responded with a nine-play, 75-yard drive was capped off by a 23-yard touchdown toss to Hilliard, which gave the Titans a 20-13 lead with 2:54 remaining in the third quarter. Tannehill connected with Burks for a 27-yard toss on the drive, and Philips also made a 20-yard catch to set the drive in motion.

The Titans made a number of mistakes in this one, including a muffed punt by Philips that was recovered by the Giants at the Tennessee 11-yard line.

Safety Amani Hooker intercepted Jones in the end zone with 8:50 left, and the Titans avoided a disaster.

At least for the moment.

Because ultimately, it came later.

The Titans return to action next Monday night against the Bills in Buffalo.

"Losing sucks no matter when it happens," Tannehill said. "I never want to start off the season on the wrong foot, especially at home in front of your own fans. You've got to turn the page quickly though. It's a long season. It's just one game and we've got to keep that



mentality to be able to take a real look at what happened, get it fixed quickly and turn the page and get ready to go for next week."

###

## SIX THINGS THAT STOOD OUT FOR THE TITANS IN SUNDAY'S LOSS TO THE GIANTS

**BY JIM WYATT**  
**TENNESSEETITANS.COM**  
**SEPTEMBER 11, 2022**

NASHVILLE – The Titans lost to the Giants 21-20 on Sunday at Nissan Stadium.

Here's a look at six things that stood out from the contest:

### Porous Run Defense

The Titans didn't lose on Sunday because they couldn't stop the run. There were plenty of other things that contributed to the blown lead, and inability to finish. But the leaky run defense sure didn't help matters. Giants running back Saquon Barkley racked up 164 yards on 18 carries and a touchdown. He had a run of 33 yards, and another sprint for 68 yards. As a team the Giants ran for 238 yards on 32 carries – an average of 7.4 yards per carry. As good as the Titans were on defense early, the run defense doomed them in the second half. "That's not our standard, especially up front," Titans defensive lineman Jeffery Simmons said. "We talk about stopping the run – that was our No.1 key defensively this week. They almost had 300 yards rushing, so that's not good enough."

### Inconsistent Offense

The Titans started out well, scoring a touchdown on their opening possession of the game. Ryan Tannehill's seven-yard scoring toss to running back Dontrell Hilliard capped an early drive, and the team extended the lead to 10-0 in the second quarter on another nice drive. But there were way too many wasted possessions in this one, including four three-and-outs, a disappointing possession inside the 10 that ended with a field goal, and plenty of other squandered opportunities. The Giants looked like they were on the verge of

getting blown out early, and the Titans let them hang around. It came back to bite them. "Yeah, we just gave up some opportunities out there," Tannehill said. "We didn't make some plays that were there. You've got to play a full game. I don't think we finished the way, obviously, that we wanted to. We didn't move the ball effectively enough throughout the game. And like you said, we had spurts where we did some good things. We've just got to be more consistent."

### Kyle Philips

It looks like the Titans found a special player in rookie Kyle Philips, who contributed in a number of areas in Sunday's game. After the contest, however, Philips was upset with himself for a few mistakes of his own. Philips set the table for an early score with a 46-yard punt return, and his 21-yard reception on the final drive put the team in position to win the game with a field goal, which ended up sailing wide left. Philips led the Titans with six catches for 66 yards, and he showed some toughness with a catch across the middle. But Philips also muffed a punt, and he felt he could've been better. "I wasn't consistent, so I am a little disappointed with how I played today," Philips said. "Obviously the muffed punt, and there were a couple of catches I felt like I should have had. So, not a great game, and definitely something to build on. I felt like I was a little too much up and down, and I need to be more consistent for (Ryan) and the team. I am going to go to work next week and work on being more consistent and reliable."

### Kyle Philips Gashes Giants on 46-Yard Punt Return | Game Highlights

### Dontrell Hillard's Impact

Running back Derrick Henry led the Titans in rushing, with 82 yards on 21 carries. Henry was a bruiser, and he took some big hits from Giants defenders along the way. Fellow running back Dontrell Hilliard provided the dash on

Sunday, as he recorded a pair of touchdown catches in the game. Hilliard got open for a seven-yard score early, and then he busted loose on a 23-yard pass when he outraced defenders to the end zone. Hilliard said he was glad to make an impact, and hope it's a sign of things to come. "When my number is called, I am ready and I want to take advantage," Hilliard said. "I appreciate the coaches having trust in me."

### Too Many Mistakes

The game ended when Randy Bullock's 47-yard kick sailed wide left. "I felt great going (out there) and unfortunately it didn't go through," Bullock said. "This one kick isn't going to define me. I am going to come to work and be ready to go and on to Buffalo." Several Titans said the game shouldn't have come down to Bullock's kick, and they were right. The Titans had only themselves to blame for too many empty possessions. The Titans had only themselves to blame for at least three drops – I counted drops by Hilliard, Philips and tight end Geoff Swaim. The Titans had only themselves to blame for a muffed punt, for allowing Sterling Shepard to get open deep for a score, and they had only themselves to blame for a sloppy run defense, and for seven penalties (for 50 yards). Now the Titans have to bounce back from 0-1. "Like coach said, 'We shouldn't have even been in that situation,'" Henry said. "We had plenty of opportunities to win the game.' It's not Randy's fault; he's a great kicker. But we shouldn't have left it in Randy's hands. I felt like we should have done what we needed to do on our end to be able to win this game."

### Early Pass Rush

The Titans were relentless rushing the passer in the first half, as Jeffery Simmons racked up a pair of sacks early, including a forced fumble. Bud Dupree also had a sack and a fumble recovery, and Rashad Weaver was all over Giants quarterback Daniel Jones as well.

In the third quarter, Weaver got Jones again. For at least a bit, it was reminiscent of the team's nine-sack playoff game against the Bengals. But the sack flurry went silent late, in large part because the Giants didn't have to pass it much because of the success of their run game. "He's a tough cat," Dupree said of Jones. "He continues and continues to play hard every opportunity he gets to go out there and perform. Even when you think you've got inside a player like that and contained, he's always trying to make a play. So, it's on us. We should have come out and stopped them a little more."

###



# **WHO TO BLAME FOR TENNESSEE TITANS' BRUTAL COLLAPSE TO NY GIANTS —AND 5 OTHER TAKEAWAYS**

***BY GENTRY ESTES  
THE TENNESSEAN  
SEPTEMBER 11, 2022***

Six observations from the Tennessee Titans' 21-20 loss to the New York Giants on Sunday to open the 2022 season at Nissan Stadium:

This was on the offense

Man, the Tennessee Titans are going to want this one back. Tough to drop a winnable home game that you led most of the way. Leaves a lot on which to dwell.

I'll start here: The Titans' offense began wonderfully and finished well enough, with quarterback Ryan Tannehill proving clutch again in the final seconds of a tight game.

But the offense also failed to take advantage of opportunities to deliver a necessary knockout punch when its defense had the Giants on the ropes – both in the second and fourth quarters, helping leave this game on Randy Bullock's foot for a 47-yard missed field goal.

After Jeffery Simmons' forced fumble before halftime gave the Titans possession at the Giants' 42 with a 10-0 lead, the Titans couldn't turn that into a touchdown, perhaps outsmarting themselves in what was a bafflingly poor red-zone trip. Cody Hollister and Geoff Swaim were out there for pass plays on second and third downs inside the Giants' 10 – and both throws were short of the goal line, resulting in a chip-shot field goal.

To start the second half, the Titans went three-and-out on consecutive possessions, twice failing to convert on third-and-short. That allowed the Giants to finally gain some footing and seize momentum

for the first time, scoring twice to tie the score.

And then in the fourth quarter after Amani Hooker's critical end-zone interception, the Titans ran a screen to Swaim before calling a failed run on third-and-short to rookie tight end Chig Okonkwo that lost 5 yards. Nothing against the tight ends, but were these the best options while protecting a late lead?

For the Titans, this didn't have to be so difficult.

Defense did a lot, but not enough to save this

All offseason, the expectation has been that the Titans' defense was going to carry this team's hopes in 2022. Through one game of the season, you can't quibble with that.

Nonetheless, the Titans' defense gave in late. It allowed too many big plays and a huge performance for Saquon Barkley, who rushed for 164 yards and the go-ahead 2-point conversion in the fourth quarter.

At first glance, I'd praise Simmons, Kevin Byard and David Long Jr. for how active they were, but there were a lot of heroes stepping up on this defense, some known, others not so much (like Kevin Strong).

The pass rush? Still very good

The Titans' most encouraging sign Sunday was the continued effectiveness of their pass rush without Harold Landry. They had four sacks in the first half, giving this defense 13 sacks in a span of six quarters going back to the playoff game. That's an incredible number for a Titans defense that totaled only 19 sacks during the 2020 season.

From Simmons' dominance to Bud Dupree's health to Rashad Weaver's readiness, the unit's start to the season checked a lot of boxes. The biggest concern ended up being a shoulder injury for Ola Adeniyi.

The Treyton Burks panic was premature

For all the intense scrutiny about him for months, first-round rookie receiver Treyton Burks had a nice debut.

A stat line of three catches for 55 yards might not have been spectacular, but it was enough to give Burks some confidence.

He featured prominently in the rotation and was able to get open for Tannehill – including an important 27-yard catch-and-run on the Titans' go-ahead drive in the third quarter, earning a first down after an Aaron Brewer holding penalty had backed them up.

Where were Austin Hooper and Robert Woods?

One of the more surprising MIAs on Sunday was tight end Austin Hooper, who'd had a nice training camp and emerged as a favored target for Tannehill. On a day where Swaim had four targets, the absence of throws to Hooper until the final drive stood out.

So did the fact that Robert Woods had only two targets when Burks and Philips combined for 11.

How about that third-down back?

Hey, fantasy football folks, anyone have Dontrell Hilliard catching two touchdown passes in the Titans' opener?

Given the running backs the Titans had on the roster entering training camp, it could have been an interesting competition for the third-down role, but it never was. Hilliard was the clear choice all along, and he showed why during Week 1 when the Giants neglected to cover him on a couple of touchdowns.

Hilliard ended the day with three catches for 61 yards.

###

# **TENNESSEE TITANS COLLAPSE, STUNNED BY NY GIANTS ON SAQUON BARKLEY 2-POINT CONVERSION**

**BY BEN ARTHUR  
THE TENNESSEAN  
SEPTEMBER 11, 2022**

The Tennessee Titans collapsed in their season opener Sunday, falling to the New York Giants 21-20 after placekicker Randy Bullock missed a game-winning field goal from 47 yards as time expired at Nissan Stadium.

The Titans led 13-0 at halftime but were outclassed in the second half. The Giants pulled within 20-19 on Daniel Jones' 1-yard TD pass to Chris Myarick with 1:06 remaining, then took the lead on a 2-point run by Saquon Barkley.

Barkley rushed for 164 yards and a TD as the Giants won their first season opener in six seasons.

Here are a few things that stood out from the game:

Randy Bullock unable to win the game

The Titans had a chance to reclaim victory after Barkley's 2-point run, advancing to the New York 29-yard line with some efficient passing and Giants penalties.

Bullock's 47-yard field goal attempt missed wide left, after making kicks from 46 and 23 yards in the second quarter.

The costly miscue in run defense

The Titans gave up a 33-yard run to Barkley up the middle late in the fourth quarter. It would've gone for a touchdown had cornerback Kristian Fulton not forced the ball out from behind. The ball bounced out of bounds, and the Giants had the ball at the 26.

New York turned that drive into a touchdown to bring it within a point at 20-19. And an aggressive

decision from Giants first-year coach Brian Daboll paid off. Instead of electing to tie the score with an extra point, the Giants went for 2 and converted to take the 21-20 lead.

Offense cooled off from hot start

The offense started off hot, posting an opening-drive touchdown (five-play, 45-yard series that took three minutes), but cooled off as the game wore on. After consecutive field goals to start the second quarter, the Titans punted on their next three drives.

After retaking the lead at 20-13 in the third quarter, Tennessee punted on consecutive drives before the missed field goal.

Tennessee left points on the board several times to an inferior Giants team.

In the first half, on the fourth drive, Tennessee had three plays inside the 11-yard line and couldn't score a touchdown.

Near the end of the first half, the Titans also had all three timeouts and the ball with 4:03 left and came away with no points.

Defensive lapses in second half

The Titans' defense, which shut out the Giants in the first half, began to unravel in the third quarter.

On the first play from scrimmage in the second half, Barkley broke free for a 68-yard run. An illegal use of the hands penalty by Denico Autry gave the Giants first-and-goal at the 4-yard line, and Barkley scored on the next play.

The Titans gave up a touchdown on the following series, too, after a blown coverage by Fulton led to a 65-yard score by receiver Sterling Shepard. After the extra point, the game score was tied at 13.

Pass rush dominance squandered

The Titans' disheartening loss squandered a dominant pass rush

effort. Tennessee had five sacks eight quarterback hits and two forced fumbles.

Jeffery Simmons and Rashad Weaver had two sacks apiece.

Up next

The Titans travel to Buffalo for a "Monday Night Football" showdown against the Bills on Sept. 19 (6:15 p.m., ESPN).

###

## **UNPACKING THE TENNESSEE TITANS' WEEK 1 STUNNER — AND THE ISSUES IN FRONT OF THEM**

**BY BEN ARTHUR**  
***THE TENNESSEAN***  
**SEPTEMBER 11, 2022**

Derrick Henry, at the podium after the Tennessee Titans' heartbreak to kick off the 2022 season, was asked about the game-winner that wasn't.

What he thought of placekicker Randy Bullock's missed field goal as time expired, after the offense drove downfield to set up the 47-yarder. What his vantage point of the kick was as it sailed left.

Henry's initial response had nothing to do with the kick or Bullock.

"Like Coach said, we shouldn't have even been in that situation," Henry said. "I feel like we had plenty of opportunities to win the game."

That's the story of the Titans' 21-20 loss to the New York Giants on Sunday at Nissan Stadium, a second deflating opener in as many seasons.

It doesn't excuse Bullock's miss. Kickers are paid to make kicks, and Bullock had signed to a two-year deal in the offseason and was coming off a strong training camp. He had a clean shot at the uprights.

But this Titans loss to the inferior Giants is also on a Tennessee offense that couldn't blow open the game. It's on a defense that unraveled after a shutout in the first half. And it's on the lack of discipline and execution when they were needed most.

Blame is deserved all round – not to any one person or unit.

The offense got off to a hot start, scoring a touchdown on a three-play, 45-yard opening drive. But in the second quarter, the team's

fourth drive, it sputtered in the red zone. Three plays 11 yards from the end zone resulted in a Bullock field goal, not a touchdown.

Tennessee had three consecutive punts, including back-to-back three-and-outs, from the 4:03 mark in the second quarter to the 9:28 mark in the third. It marked an opportunity missed for the Titans to seize control of the game.

"We didn't make some plays that were there," said quarterback Ryan Tannehill, who completed 20 of 33 passes for 266 yards and two touchdowns with a 106.4 passer rating. "You've got to play a full game."

The Titans pride themselves on run defense, but that was at the core of their issues against the Giants. Running back Saquon Barkley had 164 rushing yards, third-most of his career, on a stunning 9.1 yards per carry.

On the Giants' first play from scrimmage in the third quarter, he had a 68-yard run up the sideline that set up New York's first touchdown and sparked the comeback. His 33-yard run late in the fourth quarter set up the Giants' game-winning TD and 2-point conversion.

But it wasn't just the run defense at fault. In the third quarter, a Giants receiver got behind cornerback Kristian Fulton for a 65-yard touchdown that tied up the score 13-13.

"A good player, poor defense, and poor gap integrity," Titan coach Mike Vrabel said of the poor run defense. "A couple of times it was edge; sometimes it was inside tackling. We'll have to really re-evaluate what we're doing. Give them credit. They were able to run (the) football, which was the number one key for us on defense."

The Titans have ushered in the new season with a collaboration with Three 6 Mafia. A fun music video of the Memphis-based hip hop group, featuring Titans players and

fans, with their iconic song "Who Run It" aired at Nissan Stadium as the team took the field. The song is said to be a "rallying call for fans, embodying the team's spirit and determination" in 2022, according to a team release.

The Titans weren't running anything in Nashville on Sunday. Not in the second half.

As they look to a massive test against the Buffalo Bills on "Monday Night Football" in Week 2, everything about their play and execution must improve – in all three phases.

"When adversity hits, we have to come closer together as a family," safety Kevin Byard said. "We have the right guys in this locker room. We'll hit the ground running. ... We're going to be very critical in the film room. Not going to hold anything back, let anything slide."

"There's no need to panic."

###

# **NEW YORK GIANTS DIDN'T JUST BEAT TENNESSEE TITANS. THEY TOOK THEIR IDENTITY**

***BY GENTRY ESTES  
THE TENNESSEAN  
SEPTEMBER 11, 2022***

The Tennessee Titans spent almost eight months trying to get past the bitterness and regret of losing a home playoff game that, deep down, they believed they should have won.

Then they went out the first game of the 2022 season and lost another the same way.

I'm not sure what parallels there are to learn from that. I suppose I could repeat all the predictable lines from the Titans after Sunday's 21-20 loss to the New York Giants — about not doing enough, about it only being one game in a long season.

But one line from Derrick Henry is all you need to sum up the Titans' take on this stinker: "We let one slip away."

Finding ways to lose an otherwise winnable home game is now a trend.

That's unsettlingly out of character for a franchise that for the past few years has taken pride in being the one you so often look at after a game and wonder, "How in the world did they win?"

The Titans have not been — and still aren't — a team that can rely on overwhelming an opponent with talent. Their recent success has been built around the fact that, more often than not, they have proven to be tougher, more tenacious, more confident and more clutch than an opponent in crunch time.

In the past two regular seasons, the Titans were 13-4 in one-score games. That's a ridiculous margin in a league with the parity of the

NFL. Some of these games were like "Rocky" movies, too. These thrilling classics with iconic endings, like a goal-line stand against the Buffalo Bills or late-game theatrics from a tireless superstar like Henry or a clutch quarterback. Say what you will about Ryan Tannehill, but he had a whopping 10 game-winning drives the past two seasons.

You shouldn't let them hang around until the end, and yet they're so difficult to knock out — that is Mike Vrabel's Titans.

Or at least, it used to be.

Because on Sunday, the Giants were tougher. They never quit. They had the better running back in the game's final stages. And they — not the Titans — found a path to win a game they had no business winning.

The Giants overcame their own brutal start and a 13-point halftime deficit by winning the line of scrimmage on both sides. They rushed for 238 yards, compared to 93 for the Titans. The 2018 season was the last time a Titans defense has allowed that many rushing yards in a game, and 164 of them belonged to Saquon Barkley on 18 carries. That doubled Henry's 82 yards on 21 carries.

Nonetheless, the Titans should have won — and they knew it afterward.

Offensively, they should have put it away early. Failing that, they should have put it away late, too.

When Amani Hooker picked off a pass in the end zone with 8:50 remaining, coming to the rescue after Kyle Philips' muffed punt return, you expected the Titans would take the football and keep giving it to Henry until the clock had nothing but zeros. Because that's what the Titans do.

Except they didn't.

Bizarrely, tight ends Geoff Swaim and Chig Okonkwo were given the

ball on consecutive plays before the Titans had to punt. Why the Titans would rather run Okonkwo — a rookie tight end — on third-and-1 than one of the league's best running backs, I can't begin to understand.

It's out-thinking yourself and getting too cute, something you see losing teams do. But not the Titans. That's not what the Titans had been doing.

"Usually we're a second-half team that really puts it down," offensive tackle Taylor Lewan said, "and runs off the ball and finishes, and finishes long drives. Those hard drives, those 12- to 15-play drives."

The Giants drove 73 yards on 12 plays for a touchdown with 1:06 remaining, then rolled the dice by going for a 2-point conversion and the lead.

At that moment, you still had to expect that the Titans would stop it. Because that's what the Titans do.

Except they didn't.

The Titans still had time to drive back and position themselves for a game-winning field goal, which they did.

When Tannehill fired his best throw of the afternoon to Kyle Philips for 21 yards, you had to expect that the field goal would certify another winning drive. Because that's how the Titans win.

Except they didn't.

Randy Bullock missed from 47 yards as time expired, but as Henry appropriately said, "We shouldn't have even been in that situation."

Except they were.

One deflating defeat isn't going to spoil the Titans' season. They've been there before. But with the Bills and Las Vegas Raiders up next, it sure would have been nice to handle the Giants in Week 1 and get a "W" on the big scoreboard.



As is, the Titans didn't just lose one game.

The fear is that they might be starting to lose their identity.

###

# **TENNESSEE TITANS GRADES VS. NEW YORK GIANTS: 'D' DOESN'T JUST STAND FOR DEFENSE**

**BY BEN ARTHUR  
THE TENNESSEAN  
SEPTEMBER 11, 2022**

The Tennessee Titans suffered a stunning 21-20 loss to the New York Giants in their season opener Sunday at Nissan Stadium.

Here's how we graded the Titans:

Offense: C-

The Titans drove down the field with a 1:06 left, aided by Giants penalties, to set up placekicker Randy Bullock's winning field goal attempt. The offense had the go-ahead touchdown in the third quarter that made it 20-13. But the story was a failure to capitalize on opportunities.

The offense cooled off after its opening-drive touchdown. It had three plays inside the 12-yard line in the second quarter and couldn't reach the end zone. It had three consecutive punts, including back-to-back three-and-outs, from the end of the first half into the second half, fumbling an opportunity to blow the game open.

After reclaiming that 20-13 lead, the offense didn't build on it, recording back-to-back punts.

Defense: D+

The pass rush was dominant – five sacks, eight quarterback hits and two forced fumbles – but critical second-half lapses aided the Titans' downfall.

Run defense, a strength last year, was the most glaring issue. Giants star running back Saquon Barkley erupted for 164 rushing yards and a touchdown on 18 carries.

The defense gave up a 68-yard run to Barkley on the Giants' first play from scrimmage in the third quarter. The next series, a blown

coverage by top cornerback Kristian Fulton, led to a 65-yard touchdown by receiver Sterling Shepard.

Safety Amani Hooker had an end zone interception that could've been the nail in the coffin. But on the next Giants series, Tennessee gave up a 33-yard run up the middle to Barkley that set up New York's winning drive.

Special teams: C-

Bullock's missed field goal lost the game. Rookie Kyle Philips muffed a punt return.

There were some moments of brilliance from special teams, though. Philips' 46-yard punt return set up the Titans in plus territory on their opening drive, leading to a touchdown. Rookie Ryan Stonehouse had a 64-yard punt that was downed inside the 20 in the third quarter.

Coaching: D

The Titans played worse in all phases as the game wore on. That starts with coaching.

The end-around for rookie tight end Chig Okonkwo in the fourth quarter on a critical third-and-1 with 6:26 left was a head-scratcher.

Coach Mike Vrabel said the Titans used their last timeout with 18 seconds left to make sure they could attempt Bullock's last field goal from the right hash.

Overall: D

The Titans lost to a team they had no business losing to thanks to undisciplined play in all three units, especially in the second half.

Tennessee had several chances to put the game away after a dominant start. For whatever reason, it was unable to.

###

## **WHO RUN IT? ON OPENING DAY IT WAS THE GIANTS AGAINST THE FADING TITANS**

**BY PAUL KUHARSKY**  
**PAULKUHARSKY.COM**  
**SEPTEMBER 11, 2022**

NASHVILLE, Tenn. -- The Titans' organization was absolutely beaming over their opening day sloganeering with Three 6 Mafia.

Who Run It. We Run It.

It's a call and response sure to resonate in Nissan Stadium for some time to come.

Saquon Barkley

Unfortunately on Sunday, the "we" was the New York Giants, who ran for 238 yards against the Titans, 164 of it on just 18 carries from Saquon Barkley, whose 2-point conversion on a shovel-pass from Daniel Jones with 1:06 remaining proved to be the winning points in a 21-20 debacle.

Those 238 felt like even more to Jeffery Simmons.

"We didn't stop the run, the has 300-some rushing yards, that's not our standard, that's not the Tennessee standard," he said. "So next week we've got to be way better against the run. The explosive plays we've got to eliminate. That's how we get beat in this league, keep giving up three or four explosive plays pass or run. That's not our standard, especially up front.

"We talk about stopping the run, that was our No. 1 key defensively this week and they almost have 300-some yards rushing so that wasn't good enough."

The Titans were up 13-0 at the half with four sacks of Jones, and while the score certainly left room for a comeback the game didn't feel like there was a lot of room for the Giants to come to life.

They had crossed into Titans' territory only once, and that ended with a Simmons strip-sack of Jones recovered by Bud Dupree at the Tennessee 42-yard line.

But the home team really hurt itself after intermission with two, too-cute play calls on third-and-1, two big plays by the Giants, seven penalties for 50 yards and Randy Bullock's wide left field goal from 47 yards as time expired.

"We just can't come out in the second half and have that type of situation," Taylor Lewan said. "A lot of missed opportunities out there that we've just got to be tremendously better on."

Derrick Henry had a very average day with 21 carries for 82 yards, but in two spots where the Titans should be absolutely straightforward with him, they got tricky. First on the third play from scrimmage in the second half, facing a third-and-one from their own 43, they went Wildcat and direct snapped to him. He took his eye off the ball, fumbled it and recovered for a 2-yard loss.

Later another drive died on third-and-1 from the Tennessee 41 when Chig Okonkwo took a handoff when Henry was also in the backfield. He was dragged down easily for a 4-yard loss.

"We go in with a gameplan and there's a short-yardage plan," Mike Vrabel said. "Some of the stuff that we had prepared for, that was one of the plays. We gave it to Derrick on the Wildcat and that one didn't work either.

Those were the two plays all game that required 1 yard to convert and the Titans weren't compelled to just have Ryan Tannehill turn and hand it to Henry on either of them, which tells us something about their confidence in blocking up New York's defensive front for a guy who should rank as one of the NFL's best backs.

The Giants' climb back into the game was keyed by two monster plays in the span of 10.

Barkley turned the left corner and sprinted 68 yards to set up his own 4-yard score.

And Sterling Shepard's backside route caught Kristian Fulton peeking at the quarterback. He caught a bomb, then slipped off the corner for a 65-yard TD. Only a bad snap on the first PAT attempt kept it 13-13.

Dontell Hilliard put the Titans ahead with his second TD catch, but again the Titans didn't know what to do with a lead and the Giants had their longest drive of the game – 12 plays, 73 yards – at the end.

Jones hit Chris Myarick from a yard out for the TD and in his first game as a head coach, Brian Daboll called for 2. Jones shoveled to Barkley who found his way into the end zone, bouncing off Roger McCreary.

In nine plays, keyed by Kyle Phillips' 21-yard right sideline reception over Darnay Holmes, the Titans set up Bullock, but he pulled what could have been a winning field goal well left.

"We got it started how we wanted to," Vrabel said. "I give them a lot of credit. We went flat and we weren't able to get anything going there in the second half."

It happens over the course of a 17-game season, though it should be infrequent for good teams with good coaches. There is something especially offputting about being flat after an offseason, against an opponent with lesser personnel.

It's the second consecutive year where the Titans spent the offseason and preseason acting like they had it all figured out and then lost at home to start. It wasn't as bad at Arizona a year ago, but it counts just the same.

A Week Two trip to Seattle in 2021 looked daunting and Tennessee pulled off the road win. The Titans need a similar reversal on Monday night in Buffalo.

Tannehill threw for 266 yards to 10 different players. Spreading it around is fine but if the team is giving up those giant plays it's going to need to find some too. The lifelessness is just hard to explain against a team that is not especially talented working under a new coach with new coordinators.

"Historically, the last five, six years that hasn't been us," Lewan said. "We're a second-half team that really puts it down and runs off the ball and finishes, finishes those long drives, those hard drives, those 10- to 15-play drives."

They better find those and/or big plays in Buffalo, or they will be staring at 0-2.

###



## **REXRODE: TITANS SPECIALIZE IN THE UNEXPECTED, BUT BRUTAL LOSS TO GIANTS FEELS DIFFERENT**

**BY JOE REXRODE**  
**THE ATHLETIC**  
**SEPTEMBER 12, 2022**

NASHVILLE, Tenn. — The best thing that can be said about the Tennessee Titans after a season-opening 21-20 loss to the New York Giants in which they bungled away a 13-0 halftime lead to a supposedly bad team missing two of its most talented players is that they do this stuff all the time.

This is basically their brand under coach Mike Vrabel, stretching back to the second game of his tenure in 2018, a game they had no chance to win but won. They specialize in the unexpected. This was simply one of those games they had no business losing but lost. Now comes the gnashing of teeth. A “Monday Night Football” game at Buffalo they have no chance to win. And you know the rest.

The worst thing that can be said about the Titans? Well, let’s see.

With 2020 first-round pick Isaiah Wilson nowhere to be found Sunday at Nissan Stadium and 2021 first-round pick Caleb Farley playing sparingly and 2021 second-round pick Dillon Radunz not contributing, and with former star receiver A.J. Brown catching 10 balls for 155 yards to help the Eagles win in Detroit, the Titans looked like a team held back by the weight of bad decisions.

Drafting mistakes have mounted and coaching mistakes also deserve a nod, such as second-year offensive coordinator Todd Downing going with a sweep to rookie tight end Chig Okonkwo instead of Derrick Henry on the third-and-1 failure that opened the door for the Giants’ winning touchdown.

Then again, 28-year-old Henry, less than a year removed from a fractured foot, was not especially explosive on a 21-carry, 82-yard day. He dropped the ball on a wildcat direct snap on another third-and-1 in the second half, and he suffered by comparison to 25-year-old Giants phenom Saquon Barkley.

Barkley tore up the Titans — and a defense that is built to stop the run and paid by general manager Jon Robinson to stop the run — for 164 yards on 18 carries. His 68-yard run early in the third quarter changed the game. He was part of a 238-yard rushing day against a defense that was second in the league at 84.6 allowed per game last season. And the Titans are going to have real problems if that persists because their passing game doesn’t look like it’s going to scare many people. Imagine if they had to block injured Giants pass rushers Azeez Ojulari and Kayvon Thibodeaux.

Then they might really be looking today like a team on the decline.

### **GO DEEPER**

NFL Week 1 takeaways: What we’ve learned from a chaotic Sunday

Is that enough? These concerns and reasons for pessimism would have less steam had Randy Bullock just made the 47-yard field goal he attempted at the buzzer to give the Titans a victory. He hooked it wide left. The Titans and their fans, part of an announced crowd of 67,805, seemed to be a bit stunned in the aftermath. So did Vrabel.

This was a game his team controlled for 30 minutes. Then the strength of his team gave it up — Barkley’s eruption, Sterling Shepard torching Kristian Fulton for a 65-yard touchdown catch from Daniel Jones, the winning 73-yard drive and two-point conversion. The questionable part of his team proved questionable — seven points in the final 37 minutes of the game, 2-for-11 on third

down — though Ryan Tannehill (20-for-33, 266 yards, two touchdowns to Dontrell Hilliard) was decent and got the Titans into position to win.

“Anytime you lose, it’s a gut punch,” said Vrabel, whose last time at the lectern in Nissan Stadium came after a much more powerful shot, a playoff loss to the Bengals. “We put a lot into it. We got it started how we wanted to. I give them a lot of credit. We went flat and we weren’t able to get anything going there in the second half.

“It’s everybody. The execution, third down and (the Giants) hit some big plays. We weren’t able to convert in the red zone, and defensively we could not stop the run. That was the number one key to the game, and that’s why you lose, not because you missed a field goal at the end of the game. It’s a lot of things up to that.”

And it’s not good. Even with the Colts and Texans playing to a dreadful 20-20 tie on opening day and the Jaguars Jaguar-ing at Washington, this was one of those games on the schedule that felt important in the Titans’ quest to win a third consecutive AFC South title. This schedule offers few breaks. The Giants, 22-59 in the past five seasons, on their fourth head coach in that time and missing those two key players, qualified as one.

Week 1 in the NFL is a habitual liar, though that doesn’t invalidate all information that comes from its mouth. For example, the Titans were crushed 38-13 at home by the Arizona Cardinals in last season’s opener and turned out to be an excellent, resilient team. That game did, however, illuminate pass protection issues that hurt the Titans for most of the season.

This one showed off a defense that still looks like it can be salty, a defense that had five sacks in its first game without injured outside linebacker Harold Landry. Jeffery Simmons and Rashad Weaver had

two each, Bud Dupree had one, and Dupree recovered a Simmons strip of Jones. Amani Hooker had an end-zone pick of Jones that looked like it might be the game-sealing play. Then the Titans offense took the field and failed to finish, as it did for most of the day.

“We have to score, of course,” Simmons said. “That’s not my job, but whatever may happen on offense, we have to go out there on defense, sudden change, get a stop, whatever it may be. We’re just gonna stick together, come back here and get ready for Monday night.”

## GO DEEPER

Tennessee Titans predictions: 10 bold (and not-so-bold) calls for 2022

Sunday saw encouraging debuts from rookie receivers Kyle Philips and Treylon Burks, especially Philips, who muffed a punt but also had a 46-yard return and led the Titans with six catches, 66 yards and nine targets. His quick feet are going to help this team. His 21-yard catch on a Tannehill strike set up the would-be winner from Bullock. And though Burks is a long way from being a “replacement” for Brown, he had three catches for 55 yards and looked fast and physical.

But preseason camp told us starting receivers Robert Woods and Nick Westbrook-Ikhine and free-agent tight end Austin Hooper would make plays in this offense. Preseason camp looks sketchy after one game. The two receivers each had a catch for 13 yards, while Hooper had one for 6 yards. Other than Philips and Hilliard — whom the Giants seemed to forget was on the field at times — the Titans struggled all day to create separation.

That could be a persistent problem. If Henry is anything less than peak Henry moving forward? Big problem. The offensive line? Hard to say after this matchup. But the Titans under Vrabel have won a lot

of games like this by wearing down opponents late.

“Historically, the last five, six years that hasn’t been us,” left tackle Taylor Lewan, who got banged up but was able to return, said of the second-half offensive woes. “Usually we’re a second-half team that really puts it down and runs off the ball and finishes. Finishes those long drives, those hard drives, those 12- and 15-play drives. You know, for whatever reason. ... There’s not a specific play, that’s the thing. It wasn’t like Week 1 last year where it was like that and that and that and that. It’s just a lot of unfortunate things that we’ve got to own up to, from an accountability standpoint, all of us. And figure out how we can get better because we’ve got a ‘Monday Night Football’ game next week.”

Going back to that second game of Vrabel’s first season, a depleted-roster win over Deshaun Watson and the Houston Texans that still doesn’t compute, the Titans have served up a lot of surprises.

They had right around the worst offense in the NFL through six games of 2019 and were right near the top by the time that team finally succumbed at Kansas City in the AFC title game. The 2020 team had a record-breaking offense and a bad defense, so, of course, its offense malfunctioned in a home upset loss to Baltimore while its defense nearly stole the game. Last season was the ultimate in opposite days. The Arizona debacle. Losses to the Jets and Texans. Wins over the Bills, Chiefs and Rams. A No. 1 seed earned without Henry, and a No. 1 seed squandered by Tannehill at home against the Bengals despite collecting nine sacks.

But when the most encouraging thing about a football team’s bad performance is the fact that previous, more talented versions of itself bounced back from similar performances, it probably has some real issues.

## **TITANS BLOW 13-POINT LEAD, THEN MISS POTENTIAL WINNING FG**

**BY TERESA M. WALKER**  
**THE ASSOCIATED PRESS**  
**SEPTEMBER 11, 2022**

NASHVILLE, Tenn. (AP) — The Tennessee Titans started exactly the way they wanted, jumping out to a double-digit lead.

Finishing was the issue.

The Titans blew a 13-point lead Sunday, then drove down the field to set up Randy Bullock for a 47-yard field goal to beat the New York Giants. The kicker on his sixth NFL team yanked the game-winning attempt wide left to turn a season-opening win into a 21-20 loss.

“Anytime you lose it’s a gut punch,” Titans coach Mike Vrabel said. “We put a lot into it. We got it started how we wanted to. I give them a lot of credit. We went flat, and we weren’t able to get anything going there in the second half.”

The Titans were the AFC’s No. 1 seed a year ago with a 12-5 record and lost the divisional game on this same field in January after a turnover with 20 seconds left set up the winning field goal. On Sunday, the Titans led 13-0 at halftime, settling for a pair of field goals after drives stalled in the second quarter.

Bullock was 8 of 13 on kicks between 40 and 49 yards last season after becoming Tennessee’s third kicker. He replaced Michael Badgley, who lasted one game after replacing Sam Ficken, who was placed on injured reserve just before the season opener.

“Randy Bullock has made a bunch of kicks for us, and he’ll continue to make a bunch of big kicks for us,” Vrabel said.

The Titans tried to bring in competition for Bullock. Undrafted rookie Caleb Shudak out of Iowa

appeared ready to make it a good fight until he hurt a leg during the offseason program. He’s currently on the physically unable to perform list, keeping him out the next three games.

The Titans, who didn’t play Ryan Tannehill or two-time NFL rushing champ Derrick Henry in the preseason, also went three-and-out three times and punted six times. Rookie Kyle Philips also muffed a punt.

“I don’t think we finished the way, obviously, that we wanted to,” said Tannehill, who finished with 266 yards and two touchdown passes. “We didn’t move the ball effectively enough throughout the game. And like you said, we had spurts where we did some good things. We’ve just got to be more consistent.”

The defense came up with five sacks and two turnovers, one an interception by Amani Hooker in the end zone. But the Titans who ranked second in the NFL giving up only 84.6 yards rushing per game last season while earning the AFC’s No. 1 seed, gave up 122 of Saquon Barkley’s 164 yards rushing in the second half.

They only sacked Daniel Jones once in the second half after having four by halftime. Cornerback Kristian Fulton completely lost Sterling Shepard on a 65-yard catch-and-run TD.

“We’ve got to come back and fix it, because we’ve got another big game Monday night,” said Pro Bowl defensive tackle Jeffery Simmons, who had two sacks and a forced fumble. “I know they’re going to try to run the ball, running back, quarterback. We’ve got to prepare and get it corrected.”

###

## **INCONSISTENT PLAY COSTS TITANS IN 21-20 LOSS TO GIANTS**

**BY TERRY MCCORMICK  
TITANINSIDER.COM  
SEPTEMBER 11, 2022**

At times, things looked good for the Tennessee Titans on Sunday. But in the end, it was not good enough in a 21-20 loss to the New York Giants in the season opener at Nissan Stadium.

The Titans know from last year's playoff loss to Cincinnati that spotty play does not lead to good endings. And it bit them again on Sunday when a 13-0 halftime lead evaporated with the Giants finally taking the lead with 1:06 to play, and then surviving Randy Bullock's 47-yard field goal try to escape with new head coach Brian Daboll's first victory.

The 13-0 first-half lead looked good on the scoreboard, but honestly should have been more. But Tennessee settled for Bullock field goals on two of the drives - one from 46 yards and the other a chip shot kick from 23 yards.

"We got in the red zone and couldn't score. We've got to be better as a whole on offense. We know when we get in the red zone, we've got to score touchdowns," said running back Derrick Henry, who finished with 82 yards on 21 carries Sunday. "Our coaches put a heavy emphasis on that, and we didn't do that. If we don't hit some of the keys that can help impact a game and win you a game, that's what happens. And we didn't take advantage in the red zone by scoring touchdowns."

Tennessee was strong on its first drive and quickly took a 7-0 lead after rookie Kyle Philips' 46-yard punt return gave them a start at the Giants' 45. Ryan Tannehill finished off the drive with the first of two TD passes to Dontrell Hilliard.

Two other possessions ended in the Bullock field goals and the 13-0 edge.

"Coming into the half, we felt like we left some meat on the bone and didn't score once we were in the red zone and expected to come out and be able to score more points than we did in the second half. Regardless of the opponent, that's just our mentality - that we should be able to score more points than we did in the second half. So, we've got to get a lot of things cleaned up and looking forward to another opportunity next week."

The offense wasn't the only culprit, however, as the defense had no answers in the second half for Saquan Barkley, who turned back the clock several years, with a 164-yard rushing game. Barkley shredded Tennessee for 122 of that in the second half. Add to that, that Tennessee allowed Giants quarterback Daniel Jones, sacked five times in the first half, to get up off the mat and throw for two second-half touchdowns, and it was a forgettable day overall for the defense.

"It starts with myself and the defense, really. They ran all over us the second half," said Rashad Weaver, who had two of the Titans' five first-half sacks. "I looked up and they had 250-something yards. That's just unacceptable if you expect to win a game in the league nowadays. You've got to stop the run and make them pass the ball, especially how we were getting after the quarterback. We talked about it all week. 8 (Jones) and 26 (Barkley) were going to be the ones running the ball, and that's what they did the second half."

The Titans lead began to melt away in the third quarter, first when Barkley broke free for a 68-yard run to the Titans' 22-yard line. Barkley later capped the drive with a 4-yard TD. The point after was botched as the snap rolled back to the holder and the Titans recovered it.

Moments later, though, the Giants struck again, this time with Jones finding a wide open Sterling Shepard, who had gotten behind Kristian Fulton on his route. After catching the ball, Shepard eluded a diving Fulton for a 65-yard touchdown. Fulton admitted fault on the coverage.

"It was just bad eyes, by me. That's really all there was. The receiver didn't really give me nothing," Fulton said. "We were playing our coverage and I just had bad eyes, looking at the quarterback. Pretty much, he didn't run no route, really. He just ran behind me, and I wasn't really looking at him. I know what I did wrong. It's something I've got to fix in the future."

Tennessee's offense did respond with a solid drive after that tying touchdown.

Tannehill directed a nine-play 75-yard march, finding Hilliard again for a touchdown, this time a 23-yard catch and run to push the lead back to seven at 20-13 late the third quarter.

But the Titans weren't home free. The Giants blew one opportunity to tie early in the fourth quarter when Philips muffed a punt and New York recovered at the 11. But Amani Hooker bailed the Titans out, picking off Jones in the end zone.

That reprieve should have been enough, but a peculiar play call on third-and-a-half-yard, handed the ball back to the Giants. Instead of handing the ball to Henry, Tennessee got cute and tried a tight end sweep. Rookie Chig Okonkwo was stuffed for a four-yard loss, and the Titans punted the ball back to the Giants with 5:27 to play.

The Giants methodically marched 73 yards in 12 plays, scoring when Jones found Chris Myarick for 1-yard touchdown. Daboll did not hesitate, and went for two points and the lead. Barkley wriggled his way into the end zone to put New York up 21-20.



Tennessee had a final shot with 1:06 to play, and when Tannehill found Philips for 21 yards to the Giants' 27, it appeared the Titans might pull the game out of the fire. But that ended when Bullock's kick missed to the left as time expired.

"Any time you lose, it's a gut punch," Titans coach Mike Vrabel said. "We put a lot into it. We got started how we wanted to. Give them a lot of credit. We went flat, and we weren't able to get anything going there in the second half.

"It's everybody - execution, third down, we weren't able to convert in the red zone. They hit some big plays, and defensively, we just couldn't stop the run, the number one key to the game. That's why you lose, not because you miss a field goal at the end of the game. It's a lot of things up to that."

Backup safety and special teamer A.J. Moore hopped off the field after the Titans' first punt. Moore did not return to the game and was on crutches and had his left foot in a walking boot.

Outside linebacker Ola Adeniyi left the game with a shoulder injury and did not finish the contest.

Also, Hilliard, who had three catches for 61 yards and the two scores, was not in as the third-down back on the Titans' last drive. Vrabel was asked about Hassan Haskins being in as opposed to Hilliard and said that Hilliard "was unavailable."

In the locker room after the game, Hilliard told reporters he could have gone back in.

Hilliard did not have his helmet on on the sidelines for that final drive.

#### Rookie report

Nicholas Petit-Frere held up well in pass protection as the Titans did not allow a single sack of Tannehill on Sunday. The line had been perhaps the team's biggest question mark

entering camp, but had a solid day in pass protection.

Philips' day was good except for the muffed punt. In addition to his 46-yard return, he had six catches for 66 yards. Treylon Burks was also solid in his first game, with three catches for 55 yards. Okonkwo caught the only pass thrown his way for 11 yards.

###




TENNESSEE TITANS  
**UPDATED BIOS**





# 92 OLA ADENIYI

**OUTSIDE LINEBACKER • 6'1" • 248 LBS • COLLEGE: TOLEDO**  
**ACQUIRED: FREE AGENT - 2021 • NFL EXPERIENCE (NFL/TITANS): 5/2**  
**HOMETOWN: FORT BEND COUNTY, TEXAS**  
**GAMES PLAYED/GAMES STARTED: 49/2 (PLAYOFFS: 2/0)**



**Captain: 2022**

**PRO:** Ola Adeniyi is an outside linebacker that has excelled on special teams coverage units during his NFL career. The 6-foot-1-inch, 248-pounder joined the Titans as a free agent in 2021 after spending his first three seasons with the Pittsburgh Steelers organization. The University of Toledo product made an immediate impact in his first season in Tennessee, registering career-highs with 2.5 sacks, 20 quarterback pressures and 10 special teams tackles. Adeniyi, a former rookie free agent, is a core member of the Titans' special teams units, and provides excellent experience and pass-rush ability from the edge.

## CAREER HIGHLIGHTS:

- In 2021, Adeniyi posted career-bests with 2.5 sacks, 20 quarterback pressures and 10 special teams tackles in his first season with the Titans.
- In 2020, Adeniyi appeared in 15 games for the Steelers and tallied career-highs with 16 tackles and eight special teams stops.

## TITANS TIDBITS:

- Adeniyi was born in Lagos, Nigeria. His mother wanted the best possible life for her family so she moved Ola and his brother, Olamide, to Dallas, Texas, when he was eight years old. He was raised in Fort Bend County, Texas.
- His full name Olasunkanmi means "my wealth is coming."

## CAREER TRANSACTIONS:

- The Lagos, Nigeria, native was originally signed by the Pittsburgh Steelers as a rookie free agent on April 28, 2018.
- Signed by the Titans as a free agent on March 23, 2021.
- Signed by the Titans as an unrestricted free agent on April 4, 2022.

## SEASON RECAPS:

### 2022 (1/1 - Tennessee):

- Against N.Y. Giants (9/11), made his second career start at outside linebacker and posted a quarterback pressure.

**2021 (16/0, 1/0 - Tennessee):** Played in 16 games as a reserve in his first season with the Titans and tied for third on the team with a career-best 10 special teams tackles. Ranked fourth on the squad with a career-high 20 quarterback pressures. Notched 11 tackles, a career-high 2.5 sacks and a pass defended. Was inactive for one contest. Appeared as a reserve in the postseason contest. Led the team in sacks once in 2021 (vs. IND). Led the team in quarterback pressures once in 2021 (at JAX). Led or tied for the team lead in special teams tackles four times in 2021 (vs. ARI, at SEA, at NYJ, vs. BUF). Registered his first career sack at Seattle (9/19/21).

- Against Arizona (9/12), made his Titans debut and led the team with two special teams tackles.
- At Seattle (9/19), played as a reserve at outside linebacker and posted his first career sack with a quarterback pressure. Led the team with two special teams stops. Dropped Russell Wilson for a 12-yard sack at the Seattle one-yard line in overtime.
- Against Indianapolis (9/26), saw significant action as a reserve at outside linebacker and tallied career-highs with four tackles and a team-high 1.5 sacks to go along with three quarterback pressures. Dropped Carson Wentz for a six-yard sack late in the second quarter. Combined with Harold Landry III to sack Wentz for a 10-yard loss on third-and-10 late in the third quarter.
- At Jacksonville (10/10), saw action as a reserve at outside linebacker and on special teams. Compiled a career-high and team-best seven quarterback pressures and a special teams tackle on coverage units.

- Against Kansas City (10/24), saw action as a reserve at outside linebacker and collected three quarterback pressures.
- At Indianapolis (10/31), registered a special teams tackle on coverage units and a quarterback pressure on defense.
- At L.A. Rams (11/7), tallied a tackle on defense and a stop on special teams.
- Against New Orleans (11/14), played as a reserve at outside linebacker and collected two tackles, two quarterback pressures and a pass defended. Batted down a pass intended for Mark Ingram late in the fourth quarter.
- Against Jacksonville (12/12), played as a reserve at outside linebacker and posted a tackle and two quarterback pressures in the shutout victory.

**2020 (15/1, 1/0 - Pittsburgh):** Saw action in 15 games with a start at outside linebacker. Posted a career-best 16 tackles on defense and a then career-high eight special teams tackles on coverage units. Was inactive for one game. Played in his first career postseason contest and registered a stop on defense.

- Against Cincinnati (11/15), forced a Bengals' fumble on Pittsburgh's opening punt of the game that was recovered by the Steelers at the Bengals 32-yard line, setting up a field goal for Chris Boswell.
- At Cleveland (1/3), made his first career start at outside linebacker and collected a tackle.

**2019 (16/0 - Pittsburgh):** Saw action as a reserve in all 16 games, playing mostly on special teams. Registered six tackles and forced two fumbles on special teams coverage units. Posted two stops on defense.

- Against Indianapolis (11/3), forced a fumble on special teams that was recovered by Johnny Holton.
- At Cincinnati (11/24), notched a forced fumble on special teams and two special teams tackles.

**2018 (1/0 - Pittsburgh):** Saw action as a reserve in one contest and registered one tackle as a rookie. Was placed on the injured reserve/designated for return list on Sept. 3. Activated from injured reserve/designated for return on Dec. 1. Was inactive for the final four regular season games.

- Against L.A. Chargers (12/2), made his NFL debut as a reserve outside linebacker and collected a tackle.

## COLLEGE:

- Saw action in 34 games with 25 starts at Toledo (2015-17) and totaled 118 tackles, 28 tackles for loss, 12.5 sacks, three forced fumbles, a fumble recovery and a pass defended in his career.
- As a junior (2017), named second team All-MAC after leading the team and finishing third in MAC with 20 tackles for loss and registering a team-high 8.5 sacks. Finished the year with 66 tackles which tied for fourth on the team. Led the team in tackles in three games and had at least one tackle for loss in all but one game.
- As a sophomore (2016), started 12 games at "Leo" defensive end where he registered 49 tackles, second-most among team's down linemen. Ranked third on the squad with four sacks and tied for third on team with eight tackles for loss.
- As a redshirt freshman (2015), played in seven games as a reserve and recorded three tackles.
- As a freshman (2014), redshirted.
- Majored in marketing at Toledo.

## PERSONAL:

- Attended George Bush (Fort Bend County, Texas) High School.

- As a senior (2013), played linebacker and recorded 76 tackles, 18 tackles for losses and five sacks.
- Has a brother, Olamide.
- His full name is pronounced OH-la-suhn-KAHN-mee ah-DAY-nee.
- Follow Adeniyi on Twitter and Instagram at @Love\_Ola\_9.
- Born Olasunkanmi Adeniyi on Sept. 12, 1997 in Lagos, Nigeria.

## OLA ADENIYI'S TITANS GAME-BY-GAME

### 2021 Tennessee Titans

Date	Opp	W/L	P/S	Tot	Solo	Asst	Sk	- Yds	QBP	TFL	Int	- Yds	-TD	PD	FF	FR	- Yds	SpT
Sept 12	Ari	L	p	0	0	0	0.0	0.0	0	0	0	0	0	0	0	0	0	2
Sept 19	@ Sea	W	p	1	1	0	1.0	12.0	1	1	0	0	0	0	0	0	0	2
Sept 26	Ind	W	p	4	2	2	1.5	11.0	3	1	0	0	0	0	0	0	0	0
Oct 3	@ NYJ	L	p	1	1	0	0.0	0.0	1	0	0	0	0	0	0	0	0	1
Oct 10	@ Jax	W	p	0	0	0	0.0	0.0	7	0	0	0	0	0	0	0	0	1
Oct 18	Buf	W	p	1	1	0	0.0	0.0	0	0	0	0	0	0	0	0	0	1
Oct 24	KC	W	p	0	0	0	0.0	0.0	3	0	0	0	0	0	0	0	0	0
Oct 31	@ Ind	W	p	0	0	0	0.0	0.0	1	0	0	0	0	0	0	0	0	1
Nov 7	@ LAR	W	p	1	1	0	0.0	0.0	0	0	0	0	0	0	0	0	0	1
Nov 14	NO	W	p	2	1	1	0.0	0.0	2	0	0	0	0	1	0	0	0	0
Nov 21	Hou	L	p	0	0	0	0.0	0.0	0	0	0	0	0	0	0	0	0	0
Nov 28	@ NE	L	IA															
Dec 12	Jax	W	p	1	1	0	0.0	0.0	2	0	0	0	0	0	0	0	0	0
Dec 19	@ Pit	L	p	0	0	0	0.0	0.0	0	0	0	0	0	0	0	0	0	0
Dec 23	SF	W	p	0	0	0	0.0	0.0	0	0	0	0	0	0	0	0	0	0
Jan 2	Mia	W	p	0	0	0	0.0	0.0	0	0	0	0	0	0	0	0	0	0
Jan 9	@ Hou	W	p	0	0	0	0.0	0.0	0	0	0	0	0	0	0	0	0	1
<b>Totals</b>				<b>12-5</b>	<b>16/0</b>	<b>11</b>	<b>8</b>	<b>3</b>	<b>2.5</b>	<b>23.0</b>	<b>20</b>	<b>2</b>	<b>0</b>	<b>0</b>	<b>1</b>	<b>0</b>	<b>0</b>	<b>10</b>
<b>Playoffs</b>																		
Jan 22	Cin	L	p	0	0	0	0.0	0.0	0	0	0	0	0	0	0	0	0	0
<b>Totals</b>				<b>0-1</b>	<b>1/0</b>	<b>0</b>	<b>0</b>	<b>0</b>	<b>0.0</b>	<b>0.0</b>	<b>0</b>	<b>0</b>	<b>0</b>	<b>0</b>	<b>0</b>	<b>0</b>	<b>0</b>	<b>0</b>

### 2022 Tennessee Titans

Date	Opp	W/L	P/S	Tot	Solo	Asst	Sk	- Yds	QBP	TFL	Int	- Yds	-TD	PD	FF	FR	- Yds	SpT
Sept 11	NYG	L	S	0	0	0	0.0	0.0	1	0	0	0	0	0	0	0	0	0
Sept 19	@ Buf																	
Sept 25	LV																	
Oct 2	@ Ind																	
Oct 9	@ Was																	
Oct 23	Ind																	
Oct 30	@ Hou																	
Nov 6	@ KC																	
Nov 13	Den																	
Nov 17	@ GB																	
Nov 27	Cin																	
Dec 4	@ Phi																	
Dec 11	Jax																	
Dec 18	@ LAC																	
Dec 24	Hou																	
Dec 29	Dal																	
Jan 7/8	@ Jax																	
<b>Totals</b>				<b>0-1</b>	<b>1/1</b>	<b>0</b>	<b>0</b>	<b>0</b>	<b>0.0</b>	<b>0.0</b>	<b>1</b>	<b>0</b>	<b>0</b>	<b>0</b>	<b>0</b>	<b>0</b>	<b>0</b>	<b>0</b>

## OLA ADENIYI'S NFL STATISTICS

### REGULAR SEASON

Year	Team	GP	GS	TACKLES							INTERCEPTIONS					FUMBLES			
				Tot	Solo	Asst	Sk	Yds	QBP	TFL	No	Yds	Lg	TD	PD	FF	FR	Yds	SpT
2018	Pittsburgh	1	0	1	0	1	0.0	0.0	0	0	0	0	0	0	0	0	0	0	0
2019	Pittsburgh	16	0	2	1	1	0.0	0.0	0	0	0	0	0	0	0	0	0	0	6
2020	Pittsburgh	15	1	16	11	5	0.0	0.0	0	1	0	0	0	0	0	0	0	0	8
2021	Tennessee	16	0	11	8	3	2.5	23.0	20	2	0	0	0	0	1	0	0	0	10
2022	Tennessee	1	1	0	0	0	0.0	0.0	1	0	0	0	0	0	0	0	0	0	0
<b>NFL Totals</b>		<b>49</b>	<b>2</b>	<b>30</b>	<b>20</b>	<b>10</b>	<b>2.5</b>	<b>23.0</b>	<b>21</b>	<b>3</b>	<b>0</b>	<b>0</b>	<b>0</b>	<b>0</b>	<b>1</b>	<b>0</b>	<b>1</b>	<b>0</b>	<b>24</b>

### PLAYOFFS

Year	Team	GP	GS	TACKLES							INTERCEPTIONS					FUMBLES			
				Tot	Solo	Asst	Sk	Yds	QBP	TFL	No	Yds	Lg	TD	PD	FF	FR	Yds	SpT
2020	Pittsburgh	1	0	1	1	0	0.0	0.0	0	0	0	0	0	0	1	0	0	0	1
2021	Tennessee	1	0	0	0	0	0.0	0.0	0	0	0	0	0	0	0	0	0	0	0
<b>NFL Totals</b>		<b>2</b>	<b>0</b>	<b>1</b>	<b>1</b>	<b>0</b>	<b>0.0</b>	<b>0.0</b>	<b>0</b>	<b>0</b>	<b>0</b>	<b>0</b>	<b>0</b>	<b>0</b>	<b>1</b>	<b>0</b>	<b>0</b>	<b>0</b>	<b>1</b>

### Single-Game Highs

Tackles - 4 vs. Indianapolis (9/26/21)  
 Sacks - 1.5 vs. Indianapolis (9/26/21)  
 Quarterback Pressures - 7 at Jacksonville (10/10/21)  
 Tackles For Loss - 1 (Three times, last vs. Indianapolis 9/26/21)  
 Passes Defensed - 1 vs. New Orleans (11/14/21)

### Playoff Single-Game Highs

Tackles - 1 vs. Cleveland (1/10/21)  
 Passes Defensed - 1 vs. Cleveland (1/10/21)  
 Special Teams Tackles - 1 vs. Cleveland (1/10/21)

### Additional Statistics


Special Teams Forced Fumbles - 2 (2019), 1 (2020)





# 32 UGO AMADI

**DEFENSIVE BACK • 5'9" • 201 LBS • COLLEGE: OREGON**  
**ACQUIRED: TRADE (PHI) - 2022 • NFL EXPERIENCE (NFL/TITANS): 4/1**  
**HOMETOWN: NASHVILLE, TENN.**  
**GAMES PLAYED/GAMES STARTED: 48/12 (PLAYOFFS: 3/0)**



**PRO:** The Titans traded for defensive back Ugo Amadi late in the 2022 preseason to add depth and experience to the secondary and nickel position. The 5-foot-9-inch, 201-pounder was originally drafted by the Seattle Seahawks in the fourth round (132nd overall) of the 2019 NFL Draft. He appeared in 47 career games with 12 starts for Seattle, totaling 88 tackles, six tackles for loss, one interception, 13 passes defended, two forced fumbles and one fumble recovery. The Nashville, Tenn., native played in all 51 games over four seasons at Oregon (2015-18), and was a Jim Thorpe Award semifinalist after becoming the first FBS player since 2015 and first Pac-12 player since 2007 with two pick sixes and a punt return for a score in the same season.

## CAREER HIGHLIGHTS:

- In 2020, Amadi set career-high marks in tackles (49), tackles for loss (4), passes defended (7) for the Seahawks.

## TITANS TIDBITS:

- A native of Nashville, Amadi attended high school at nearby John Overton High, where he accounted for 15 touchdowns as a senior en route to helping the Bobcats advance to the 6A playoffs.
- In July 2022, he hosted a youth skills camp at his alma mater, Overton High.
- The son of Nigerian immigrants, Amadi's first name 'Ugochukwu' means 'a precious gift from God' in the Nigerian language of Igbo.
- Amadi's path to Oregon was anything but linear. He initially committed first to Ole Miss, and then to Louisiana State, but de-committed to both schools after each had a staff change. At the time, his trainer in Nashville told Amadi that he had a relationship with John Harbaugh's assistant at Michigan. The trainer reached out to the assistant and said, 'I've got this four-star defensive back interested in your program. I want to get him an offer or a visit.' It turned out to be the wrong phone number for Harbaugh's assistant, but the right number for the defensive backs coach at Oregon, who immediately requested more information on Amadi, who went on to accept a scholarship to Oregon sight unseen.
- Amadi won the Lombardi Award as a senior in 2018, an honor given annually to the best college football player regardless of position, based on performance, leadership, character and resiliency.
- As a senior at Oregon in 2018, Amadi was a Jim Thorpe Award semifinalist, and became the first FBS player since 2015 and first Pac-12 player since 2007 with two pick sixes and a punt return for a score in the same season.
- In 2020, Amadi hosted back-to-school backpack drives in both Nashville and Seattle. He distributed 75 backpacks at Mount View Elementary School where he once attended as a child. Amadi also spent a day distributing lunches to medical center employees at the Alvin C. York Campus of the Tennessee Valley Health System, where his sister works.

## CAREER TRANSACTIONS:

- The Nashville, Tenn., native was originally drafted in the fourth round (132nd overall) of the 2019 NFL Draft by the Seattle Seahawks.
- Traded by the Seahawks to the Philadelphia Eagles in exchange for wide receiver J.J. Arcega-Whiteside on Aug. 15, 2022.
- Traded by the Eagles to the Titans in exchange for a 2024 sixth-round draft pick on Aug. 24, 2022.

## SEASON RECAPS:

### 2022 (1/0 - Tennessee):

- Against N.Y. Giants (9/11), made his Titans debut as a reserve at nickelback and posted five tackles.

**2021 (17/7 - Seattle):** Appeared in all 17 games with seven starts and tallied 39 tackles, two tackles for loss, one interception for 12 yards, six passes defended, a forced fumble and three special teams tackles.

- Against Jacksonville (10/31), posted a career-high nine tackles.
- Against Detroit (1/2), recorded two tackles and his first career interception returned for 12 yards.

**2020 (14/5, 1/0 - Seattle):** Saw action in 14 games with five starts and registered a career-best 49 tackles, four tackles for loss, a forced fumble and five special teams stops. Appeared in the team's lone postseason contest and registered a special teams tackle.

- Against New England (9/20), tallied eight tackles and one tackle for loss.

**2019 (16/0, 2/0 - Seattle):** Appeared in all 16 games as a rookie and recorded seven tackles, a fumble recovery and a career-best 10 special teams tackles.

- At the Los Angeles Rams (12/8), tallied his first career fumble recovery.

## COLLEGE:

• Appeared in 51 games with 34 starts over four seasons at Oregon (2015-18) and tallied 55 tackles, five tackles for loss, 1.5 sacks, three interceptions for 70 yards and two touchdowns, eight passes defended and one forced fumble. Added 14 punt returns for 223 yards and two touchdowns.

• As a senior (2018), started all 13 games and registered career-bests with 55 tackles and five tackles for loss. Added 1.5 sacks, three interceptions for 70 yards and two touchdowns and two passes defended. Also registered 14 punt returns for 223 yards and a score. Won the Lombardi Award and was a semifinalist for the Jim Thorpe Award. Earned second-team all-conference recognition from Associated Press, and all-conference honorable mention accolades from the league's coaches.

• As a junior (2017), saw action in 13 games with eight starts and tied for the team lead with three interceptions and three forced fumbles. Finished the season with 43 tackles, 2.5 tackles for loss, 1.5 sacks, three interceptions for 21 yards, 11 passes defended, three forced fumbles and two fumble recoveries for 47 yards with a touchdown.

• As a sophomore (2016), appeared in all 12 games with nine starts and amassed 42 tackles and six passes defended.

• As a freshman (2015), played in all 13 games and made four starts. Registered 25 tackles, two tackles for loss, two interceptions and five passes defended.

- Graduated from Oregon in 2019 with a degree in history.

## PERSONAL:

• Attended John Overton (Tenn.) High School where he was rated a four-star prospect by ESPN and Rivals.

• As a senior, tallied 25 tackles, two interceptions and five passes defended, and added three punt return touchdowns and one kickoff return score. Accounted for 15 touchdowns for the Bobcats who finished 6-5 while advancing to the 6A playoffs.

• As a junior, posted 49 tackles, five interceptions and nine passes defended to earn a spot on the Tennessean's Dandy Dozen.

- Finalist for the Hume Award, given to Metro-Nashville's top prep scholar athlete.
- Follow Amadi on Twitter @ugoamadi7\_ and on Instagram @uamadi7.
- Born Ugochukwu Amadi on May 16, 1997 in Nashville, Tenn.

## UGO AMADI'S TITANS GAME-BY-GAME

### 2022 Tennessee Titans

Date	Opp	W/L	P/S	Tot	Solo	Asst	Sk	- Yds	QBP	TFL	Int	- Yds	-TD	PD	FF	FR	- Yds	SpT
Sept 11	NYG	L	p	5	4	1	0.0	0.0	0	0	0	0	0	0	0	0	0	0
Sept 19	@ Buf																	
Sept 25	LV																	
Oct 2	@ Ind																	
Oct 9	@ Was																	
Oct 23	Ind																	
Oct 30	@ Hou																	
Nov 6	@ KC																	
Nov 13	Den																	
Nov 17	@ GB																	
Nov 27	Cin																	

Dec 4 @ Phi  
Dec 11 Jax  
Dec 18 @ LAC  
Dec 24 Hou  
Dec 29 Dal  
Jan 7/8 @ Jax

Totals 0-1 1/0 5 4 1 0.0 0.0 0 0 0 0 0 0 0 0 0 0 0

## UGO AMADI'S NFL STATISTICS

### REGULAR SEASON

Year	Team	GP	GS	TACKLES							INTERCEPTIONS					FUMBLES			
				Tot	Solo	Asst	Sk	Yds	QBP	TFL	No	Yds	Lg	TD	PD	FF	FR	Yds	SpT
2019	Seattle	16	0	7	5	2	0.0	0.0	0	0	0	0	0	0	0	0	1	0	10
2020	Seattle	14	5	49	44	5	0.0	0.0	0	4	0	0	0	0	7	1	0	0	5
2021	Seattle	17	7	51	39	12	0.0	0.0	0	2	1	12	12	0	6	1	0	0	3
2022	Tennessee	1	0	5	4	1	0.0	0.0	0	0	0	0	0	0	0	0	0	0	0
NFL Totals		48	12	112	92	20	0.0	0.0	0	6	1	12	12	0	13	2	1	0	18

### PLAYOFFS

Year	Team	GP	GS	TACKLES							INTERCEPTIONS					FUMBLES			
				Tot	Solo	Asst	Sk	Yds	QBP	TFL	No	Yds	Lg	TD	PD	FF	FR	Yds	SpT
2019	Seattle	2	0	3	2	1	0.0	0.0	0	0	0	0	0	0	0	0	0	0	0
2020	Seattle	1	0	0	0	0	0.0	0.0	0	0	0	0	0	0	0	0	0	0	1
NFL Totals		3	0	3	2	1	0.0	0.0	0	0	0	0	0	0	0	0	0	0	1

### Single-Game Highs

Tackles - 9 vs. Jacksonville (10/31/21)


Interceptions - 1 vs. Detroit (1/2/22)

Interception Long - 12 vs. Detroit (1/2/22)

Passes Defensed - 2 (Four times, last at Houston 12/12/21)


### Playoff Single-Game Highs

Tackles - 2 at Philadelphia (1/5/20)



# 96 DENICO AUTRY

**DEFENSIVE LINEMAN • 6'5" • 285 LBS • COLLEGE: MISSISSIPPI STATE**  
**ACQUIRED: UNRESTRICTED FREE AGENT (IND) - 2021**  
**NFL EXPERIENCE (NFL/TITANS): 9/2 • HOMETOWN: ALBEMARLE, N.C.**  
**GAMES PLAYED/GAMES STARTED: 114/67 (PLAYOFFS: 5/4)**



**PRO:** Seeking a physical and disruptive defensive lineman, the Titans signed Denico Autry as an unrestricted free agent from the rival Indianapolis Colts early in the 2021 offseason. The 6-foot-5-inch, 285-pounder amassed 248 tackles, 39.5 sacks and 60 tackles for loss in his first eight NFL campaigns (2014-21) with the Oakland Raiders, Colts and Titans. In 2021, Autry made an immediate impact with Tennessee ranking second on the team with a career-high tying nine sacks and third on the squad with a career-best 44 quarterback pressures. Autry, a former rookie free agent, offers an impressive combination of size, athleticism and power on the defensive front and also excels on special teams where he has recorded nine career blocked kicks.

## CAREER HIGHLIGHTS:

- In 2021, Autry enjoyed a stellar first season with the Titans, playing in all 17 games and ranking second on the team with a career-best tying nine sacks and third on the squad with a career-high 44 quarterback pressures.
- In 2020, Autry collected 7.5 sacks, nine tackles for loss and 10 quarterback hits in 14 games with the Colts.
- In his first campaign with the Colts in 2018, Autry led the squad with a career-best nine sacks to go along with 13 tackles for loss, two forced fumbles and a fumble recovery.
- In 2015, Autry led the NFL with three blocked kicks on special teams, posting the most blocks in a season by a single player since 2011. He has eight career blocked kicks (five extra point attempts, two field goals and one punt).

## TITANS TIDBITS:

- Coming out of Albemarle (N.C.) High School, Autry did not have the collegiate opportunities he initially desired and attended East Mississippi Community College (EMCC). The football program has been featured in a popular Netflix documentary series titled, Last Chance U, which focuses on players' last chance to prove themselves to Division I programs. Autry played for EMCC from 2010-11 and helped the Lions to a 12-0 season and an NJCAA national championship title while being named an NJCAA Football All-America first-team selection his sophomore year. Following his career at EMCC, Autry signed with Mississippi State amid offers from Alabama, Auburn, Florida, Florida State, Ole Miss, Southern California and Texas among others.
- Denico's brother, Lee, played defensive line at EMCC before transferring to Mississippi State as well. He signed with the Chicago Bears as a rookie free agent in 2020 and also spent time with the Los Angeles Chargers and Las Vegas Raiders during his rookie campaign.

## CAREER TRANSACTIONS:

- The Albemarle, N.C., native was originally signed by the Oakland Raiders as a rookie free agent on May 20, 2014.
- Waived by the Raiders on Aug. 30, 2014 and signed to the team's practice squad two days later.
- Signed by the Raiders to their active roster from the team's practice squad on Oct. 25, 2014.
- Signed by the Indianapolis Colts as an unrestricted free agent on March 15, 2018.
- Signed by the Titans as an unrestricted free agent on March 19, 2021.

## SEASON RECAPS:

### 2022 (1/0 - Tennessee):

- Against N.Y. Giants (9/11), played as a reserve on the defensive front and posted four tackles with two quarterback pressures.

**2021 (17/11, 1/1 - Tennessee):** Played in all 17 games with 11 starts in his first season with the Titans. Ranked second on the team with a career-high tying nine sacks and third on the squad with a career-best 44 quarterback pressures. Notched 32 tackles, including 10 stops for loss, six passes defended and a blocked field goal. Started the postseason contest and posted three tackles, including 1.5 sacks, five quarterback pressures and a pass defended. Led or tied for the team lead in sacks six times in 2021 (at SEA, vs. KC, vs. JAX, at PIT, vs. SF, vs. MIA). Led or tied for the team lead in quarterback pressures four times in 2021 (vs. KC, at NE, vs. JAX, vs. CIN). Led or tied for the team lead in passes defended four times in 2021 (vs. BUF, at LAR, vs. HOU, at HOU).

- At Seattle (9/19), played as a reserve at defensive end and posted three tackles, including 1.5 sacks and four quarterback pressures. Sacked Russell Wilson for a four-yard loss early in the second stanza. Halted a Seahawks' drive by combining with Jeffery Simmons for a seven-yard sack of Wilson on third-and-14 in the second quarter.
- Against Indianapolis (9/26), started at defensive end and tallied four quarterback pressures.
- At N.Y. Jets (10/3), started on the defensive front in his 100th career game and notched three tackles, including two stops for loss. Stuffed Michael Carter for a two-yard loss on a rush off right tackle in the third quarter. Forced the Jets to settle for a field goal in overtime by stonewalling Zach Wilson for a three-yard loss on a bootleg run on third-and-goal from the one-yard line.
- Against Buffalo (10/18), started at defensive end and registered four quarterback pressures and a pass defended. Disrupted a Josh Allen pass that was then intercepted by Kevin Byard in the second quarter.
- Against Kansas City (10/24), started at defensive end and collected three tackles, including a team-high two sacks and a team-best seven quarterback pressures. Dropped Patrick Mahomes for a 10-yard sack on third-and-11, forcing a 57-yard field goal that was no good late in the third quarter. Sacked Mahomes for an eight-yard loss on fourth-and-18 midway through the fourth quarter.
- At Indianapolis (10/31), started at defensive end and posted three tackles and four quarterback pressures.
- At L.A. Rams (11/7), started at defensive end and tallied three tackles, including 1.5 sacks, five quarterback pressures and two passes defended. Dropped Matthew Stafford for a nine-yard sack in the opening quarter. Ended a Rams' drive by batting down a third-and-four pass intended for Robert Woods in the first quarter. Halted a Rams' drive by knocking down a pass intended for Woods on third-and-13 late in the second stanza. Teamed with Harold Landry III to sack Stafford for a six-yard loss on third-and-six late in the third quarter.
- Against Jacksonville (12/12), started at defensive end and posted two tackles, including a sack and a team-best four quarterback pressures in the shutout victory. Dropped Trevor Lawrence for a nine-yard sack on the Jaguars' first play from scrimmage in the opening quarter.
- At Pittsburgh (12/19), played as a reserve on the defensive front and notched a sack and a quarterback pressure. Sacked Ben Roethlisberger for a one-yard loss midway through the fourth quarter.
- Against San Francisco (12/23), saw significant action as a reserve on the defensive line and tallied three tackles, including a sack and three quarterback pressures. Stuffed Jeff Wilson Jr. for no gain on a rush off right end in the opening quarter. Halted a 49ers' drive by dropping Jimmy Garoppolo for a seven-yard sack on third-and-10 in the second quarter. Recorded his third consecutive game with at least one sack, marking the third three-game streak of his career.
- Against Miami (1/2), played as a reserve at defensive end and notched three tackles, including a sack and a quarterback pressure. Ended the

Dolphins' first drive by sacking Tua Tagovailoa for a six-yard loss on third-and-10 in the first quarter. Recorded his fourth consecutive game with at least one sack, which is the longest such streak of his career. Partially blocked a Jason Sanders' 53-yard field goal attempt that was no good in the third quarter, marking his ninth career blocked kick.

- Against Cincinnati (1/22), started at defensive end and posted three tackles, including 1.5 sacks, a team-high-tying five quarterback pressures and a pass defended. Registered his third consecutive postseason game with at least one sack. Combined with Naquan Jones to drop Joe Burrow for a three-yard sack on the Bengals' first play from scrimmage. Sacked Burrow for a six-yard loss later in the opening stanza. Teamed with David Long Jr. to stuff Joe Mixon for a three-yard loss on a rush off right end in the second quarter. Batted down a pass intended for Tyler Boyd in the second quarter.

**2020 (14/13, 1/1 - Indianapolis):** Appeared in 14 games with 13 starts and recorded 33 tackles, 7.5 sacks, nine tackles for loss and 10 quarterback hits. Spent two games on the reserve/COVID-19 list. Started the lone postseason contest and registered four tackles, including 1.5 sacks, two quarterback hits and a forced fumble.

- At Jacksonville (9/13), recorded two sacks of Gardner Minshew on opening day. It was his first multi-sack game since Week 2 of 2019 at Tennessee.
- At Detroit (11/1), tallied two sacks of Matthew Stafford in the victory.
- Against Baltimore (11/8), recorded two tackles including a sack of Lamar Jackson.
- At Tennessee (11/12), collected four tackles, including a 10-yard sack of Ryan Tannehill. It was his third consecutive game with a sack.
- Against Houston (12/20), accumulated four tackles, including 1.5 sacks.
- At Buffalo (1/9), started and tallied four tackles, 1.5 sacks and a forced fumble.

**2019 (14/14 - Indianapolis):** Started all 14 games he appeared in and tallied 32 tackles, 3.5 sacks, four tackles for loss, four passes defended and a forced fumble. Was inactive for the final two games of the season.

- At Tennessee (9/15), posted four solo tackles, two sacks of Marcus Mariota and a forced fumble.
- Against Tennessee (12/1), collected a season-best six tackles with a sack and two quarterback hits.

**2018 (12/11, 2/2 - Indianapolis):** Played in 12 games with 11 starts and notched 37 tackles, a career-high and team-leading nine sacks, 13 tackles for loss, two forced fumbles, a fumble recovery, a pass defended, a blocked extra point and a blocked field goal. Was inactive for four contests. Started two postseason games and had four tackles, a sack and two tackles for loss.

- Against Houston (9/30), posted a season-best nine tackles with two sacks, two more tackles for loss and two quarterback hits.
- Against Tennessee (11/18), collected a seven-yard sack of Marcus Mariota late in the second quarter.
- At Jacksonville (12/2), registered seven tackles, including a career-best three sacks for losses of 18 yards, four quarterback hits and two forced fumbles.
- At Houston (12/9), notched four tackles, including two sacks in the victory.
- Against Dallas (12/16), recorded a sack in the third consecutive game by dropping Dak Prescott for a 10-yard loss late in the fourth quarter. Blocked a 48-yard field goal attempt by Brett Maher early in the first quarter.
- At Kansas City (1/12), posted four tackles, including a five-yard sack of Patrick Mahomes on fourth-and-five in the third quarter.

**2017 (16/3 - Oakland):** Played in all 16 games with three starts and totaled 35 tackles. Set then career-highs with five sacks and seven passes defended.

- Against N.Y. Jets (9/17), contributed three tackles, a half sack and a pass defended. Split a sack with Mario Edwards Jr., bringing down Josh McCown for a four-yard loss in the third quarter.
- Against Kansas City (10/19), tallied two tackles and a half sack in the victory. Teamed with Khalil Mack to take down Alex Smith late in the fourth quarter, forcing a punt and getting the ball back to the Raiders' offense to drive down the field for the game-winning score.
- Against Denver (11/26), posted one of the most productive games of his career, tallying three tackles and a career-high two sacks. Brought down Paxton Lynch for a nine-yard loss in the second quarter to force a punt. Dropped Lynch again in the third quarter for an eight-yard loss to force a punt.

- Against N.Y. Giants (12/3), tallied three tackles, a sack and a pass defended in the victory. Brought down Geno Smith for a three-yard loss in the fourth quarter to force a field goal attempt.

- At Kansas City (12/10), made his first start of the season and tallied two passes defended.
- At Philadelphia (12/25), posted his fifth sack of the season, dropping Nick Foles for a 16-yard loss in the fourth quarter.
- At L.A. Chargers (12/31), blocked an extra point attempt by Nick Rose in the second quarter.

**2016 (16/7, 1/0 - Oakland):** Saw playing time in all 16 games for the first time in his career and totaled 37 tackles, while adding 2.5 sacks, three passes defended and the first two fumble recoveries of his career.

- At Tennessee (9/25), teamed with Shilique Calhoun to take down Marcus Mariota for a two-yard sack.
- At Baltimore (10/2), tallied three assisted tackles and registered his first career fumble recovery following a Bruce Irvin sack-fumble of Joe Flacco in the fourth quarter.
- Against Carolina (11/27), tied a then career best with five tackles. Blocked a PAT attempt in the third quarter, his fourth career blocked kick.
- Against Buffalo (12/4), racked up two tackles and his first full sack of the season. His sack came during the fourth quarter on the Bills' last-chance drive.
- At Kansas City (12/8), notched two tackles and one fumble recovery in his fourth start of the year. Pounced on a loose ball after Khalil Mack's strip-sack of Alex Smith.
- At San Diego (12/18), notched his second sack in three games by taking Philip Rivers down for an eight-yard loss.
- At Houston (1/7), played in his first career postseason contest, recording three tackles and a pass defended.

**2015 (14/8 - Oakland):** Played in 14 games with eight starts, including starting the final seven games of the season. Totaled 29 tackles with three sacks and four passes defended. Led the NFL with three blocked kicks on special teams, posting the most blocks in a season by a single player since 2011.

- At Cleveland (9/27), batted down a pass at the line of scrimmage on Cleveland's final drive of the game for his first career pass defended.
- At Chicago (10/4), blocked a first quarter PAT attempt on special teams. Also posted three tackles.
- Against N.Y. Jets (11/1), posted a then career-high five tackles and recorded his first career sack.
- At Detroit (11/22), started at defensive end and notched his second sack of the season.
- At Tennessee (11/29), tipped a Marcus Mariota pass on the game's first play from scrimmage. Blocked his second PAT attempt of the season in the first quarter.
- Against Green Bay (12/20), credited with three tackles. Blocked his third kick of the season, deflecting a 49-yard field goal attempt by Mason Crosby in the fourth quarter.
- Against San Diego (12/24), recorded his first career safety with a sack of Philip Rivers. Also credited with three tackles and a pass defended.

**2014 (10/0 - Oakland):** Saw action in 10 games as a rookie and notched 13 tackles, three tackles for loss and two special teams stops. Spent first six games on the practice squad before being signed to the active roster on Oct. 25.

- At Cleveland (10/26), made his NFL debut, seeing significant action on defense and notched two tackles.
- At Seattle (11/2), came free up the middle on a third-quarter punt, blocking a Jon Ryan effort that was recovered in the end zone by Brice Butler for a Raiders touchdown. Added a tackle on kickoff coverage.
- Against Denver (11/9), recorded a personal-best two solo tackles.

#### COLLEGE:

- Played in 26 games with 23 starts for Mississippi State and finished his two-year Bulldogs career with 73 total tackles, 16 tackles for loss, six sacks and three forced fumbles. Spent his first two collegiate seasons at East Mississippi Community College where he was an NJCAA All-American and national champion.
- As a senior (2013), started all 13 games for the Bulldogs. Finished second on the team with 6.5 tackles for loss. Collected 31 tackles, two sacks and eight quarterback hurries.
- As a junior (2012), signed with Mississippi State and played in all 13 games with 10 starts. Tallied 42 tackles, 9.5 tackles for loss, four sacks,



two forced fumbles and an interception. Came on strong in the final four games of the season, totaling four tackles for loss, two sacks, two forced fumbles, three quarterback hurries, one interception and a pass breakup.

- Attended East Mississippi Community College during his first two collegiate seasons (2010-2011) and collected 141 total tackles, 16.5 sacks and 24 tackles for loss.

- As a sophomore (2011), helped lead Lions to 12-0 record, state championship and NJCAA national title. Named 2011 NJCAA Football All-America first team after posting 81 tackles with 13 tackles for loss, 11 sacks and 41 quarterback hurries. Also credited with four pass breakups and a pair of forced fumbles.

#### PERSONAL:

- Attended Albemarle (N.C.) High School, where he was a standout two-way player at defensive end and tight end.
- As a senior, led Albemarle to a 12-2 record and totaled 142 tackles, nine sacks, five forced fumbles and four fumble recoveries.
- Named the All-SNAP Defensive Player of the Year, as well as the Rocky River Conference Defensive Player of the Year. Played in the NCAA East-West All-Star game.
- Born Denico Autry on July 15, 1990 in Albemarle, N.C.

## DENICO AUTRY'S GAME-BY-GAME

#### 2014 Oakland Raiders

Date	Opp	W/L	P/S	Tot	Solo	Asst	Sk	- Yds	QBP	TFL	Int	- Yds	-TD	PD	FF	FR	- Yds	SpT
Sept 7	@ NYJ	L	PS															
Sept 14	Hou	L	PS															
Sept 21	@ NE	L	PS															
Sept 28	Mia	L	PS															
Oct 12	SD	L	PS															
Oct 19	Ari	L	PS															
Oct 26	@ Cle	L	p	2	1	1	0.0	0.0	0	0	0	0	0	0	0	0	0	NA
Nov 2	@ Sea	L	p	0	0	0	0.0	0.0	0	0	0	0	0	0	0	0	0	NA
Nov 9	Den	L	p	2	2	0	0.0	0.0	1	0	0	0	0	0	0	0	0	NA
Nov 16	@ SD	L	p	2	1	1	0.0	0.0	0	1	0	0	0	0	0	0	0	NA
Nov 20	KC	W	p	2	1	1	0.0	0.0	0	0	0	0	0	0	0	0	0	NA
Nov 30	@ StL	L	p	1	1	0	0.0	0.0	0	1	0	0	0	0	0	0	0	NA
Dec 7	SF	W	p	0	0	0	0.0	0.0	0	0	0	0	0	0	0	0	0	NA
Dec 14	@ KC	L	p	1	0	1	0.0	0.0	0	0	0	0	0	0	0	0	0	NA
Dec 21	Buf	W	p	1	1	0	0.0	0.0	0	0	0	0	0	0	0	0	0	NA
Dec 28	@ Den	L	p	2	1	1	0.0	0.0	0	1	0	0	0	0	0	0	0	NA
<b>Totals</b>			<b>3-13 10/0</b>	<b>13</b>	<b>8</b>	<b>5</b>	<b>0.0</b>	<b>0.0</b>	<b>1</b>	<b>3</b>	<b>0</b>	<b>0</b>	<b>0</b>	<b>0</b>	<b>0</b>	<b>0</b>	<b>0</b>	<b>2</b>

#### 2015 Oakland Raiders

Date	Opp	W/L	P/S	Tot	Solo	Asst	Sk	- Yds	QBP	TFL	Int	- Yds	-TD	PD	FF	FR	- Yds	SpT
Sept 13	Cin	L	p	1	0	1	0.0	0.0	0	0	0	0	0	0	0	0	0	0
Sept 20	Bal	W	p	4	3	1	0.0	0.0	0	0	0	0	0	0	0	0	0	0
Sept 27	@ Cle	W	p	1	1	0	0.0	0.0	1	1	0	0	0	1	0	0	0	0
Oct 4	@ Chi	L	p	3	2	1	0.0	0.0	1	0	0	0	0	0	0	0	0	0
Oct 11	Den	L	IA															
Oct 25	@ SD	W	IA															
Nov 1	NYJ	W	p	5	3	2	1.0	3.0	2	2	0	0	0	0	0	0	0	0
Nov 8	@ Pit	L	S	0	0	0	0.0	0.0	0	0	0	0	0	0	0	0	0	0
Nov 15	Min	L	p	2	2	0	0.0	0.0	0	0	0	0	0	0	0	0	0	0
Nov 22	@ Det	L	S	3	3	0	1.0	8.0	1	1	0	0	0	0	0	0	0	0
Nov 29	@ Ten	W	S	0	0	0	0.0	0.0	0	0	0	0	0	1	0	0	0	0
Dec 6	KC	L	S	2	0	2	0.0	0.0	0	0	0	0	0	0	0	0	0	0
Dec 13	@ Den	W	S	1	1	0	0.0	0.0	1	1	0	0	0	1	0	0	0	0
Dec 20	GB	L	S	3	1	2	0.0	0.0	0	0	0	0	0	0	0	0	0	0
Dec 24	SD	W	S	3	2	1	1.0	6.0	1	1	0	0	0	1	0	0	0	0
Jan 3	@ KC	L	S	1	1	0	0.0	0.0	0	0	0	0	0	0	0	0	0	0
<b>Totals</b>			<b>7-9 14/8</b>	<b>29</b>	<b>19</b>	<b>10</b>	<b>3.0</b>	<b>17.0</b>	<b>7</b>	<b>6</b>	<b>0</b>	<b>0</b>	<b>0</b>	<b>4</b>	<b>0</b>	<b>0</b>	<b>0</b>	<b>0</b>

# DENICO AUTRY'S GAME-BY-GAME CONT.

## 2016 Oakland Raiders

Date	Opp	W/L	P/S	Tot Solo Asst	Sk - Yds	QB	TFL	Int - Yds -TD	PD	FF	FR - Yds	SpT
Sept 11	@ NO	W	p	4 2 2	0.0 0.0	0 0	0 0	0 0 0 0 0 0 0 0	0 0	0 0	0 0	0 0
Sept 18	Atl	L	p	1 0 1	0.0 0.0	0 0	0 0	0 0 0 0 0 0 0 0	0 0	0 0	0 0	0 0
Sept 25	@ Ten	W	p	2 0 2	0.5 1.0	1 0	0 0	0 0 0 0 0 0 0 0	0 0	0 0	0 0	0 0
Oct 2	@ Bal	W	p	3 0 3	0.0 0.0	0 0	0 0	0 0 0 0 0 0 0 1	0 0	0 0	0 0	0 0
Oct 9	SD	W	p	0 0 0	0.0 0.0	0 0	0 0	0 0 0 0 0 0 0 0	0 0	0 0	0 0	0 0
Oct 16	KC	L	p	4 4 0	0.0 0.0	0 0	0 0	0 0 0 0 0 0 0 0	0 0	0 0	0 0	0 0
Oct 23	@ Jax	W	p	1 1 0	0.0 0.0	0 0	0 0	0 0 0 0 1 0 0 0	0 0	0 0	0 0	0 0
Oct 30	@ TB	W	S	3 3 0	0.0 0.0	0 0	0 0	0 0 0 0 0 0 0 0	0 0	0 0	0 0	0 0
Nov 6	Den	W	S	4 3 1	0.0 0.0	1 0	0 0	0 0 0 0 1 0 0 0	0 0	0 0	0 0	0 0
Nov 21	Hou	W	p	2 0 2	0.0 0.0	0 2	0 0	0 0 0 0 1 0 0 0	0 0	0 0	0 0	0 0
Nov 27	Car	W	p	5 2 3	0.0 0.0	0 0	0 0	0 0 0 0 0 0 0 0	0 0	0 0	0 0	0 0
Dec 4	Buf	W	S	2 2 0	0.0 0.0	1 0	0 0	0 0 0 0 0 0 0 0	0 0	0 0	0 0	0 0
Dec 8	@ KC	L	S	1 1 0	0.0 0.0	0 0	0 0	0 0 0 0 0 0 0 1	0 0	0 0	0 0	0 0
Dec 18	@ SD	W	S	1 1 0	1.0 8.0	1 2	0 0	0 0 0 0 0 0 0 0	0 0	0 0	0 0	0 0
Dec 24	Ind	W	S	0 0 0	0.0 0.0	0 0	0 0	0 0 0 0 0 0 0 0	0 0	0 0	0 0	0 0
Jan 1	@ Den	L	S	4 3 1	0.0 0.0	0 2	0 0	0 0 0 0 0 0 0 0	0 0	0 0	0 0	0 0
<b>Totals</b>	<b>12-4</b>	<b>16/7</b>		<b>37 22 15</b>	<b>2.5 9.0</b>	<b>4 6</b>	<b>0 0</b>	<b>0 0 3 0 2 0 0 0</b>				

## Playoffs

Jan 7	@ Hou	L	p	3 2 1	0.0 0.0	0 2	0 0	0 0 1 0 0 0 0 0	0 0	0 0	0 0	0 0
<b>Totals</b>	<b>0-1</b>	<b>1/0</b>		<b>3 2 1</b>	<b>0.0 0.0</b>	<b>0 2</b>	<b>0 0</b>	<b>0 0 1 0 0 0 0 0</b>				

## 2017 Oakland Raiders

Date	Opp	W/L	P/S	Tot Solo Asst	Sk - Yds	QB	TFL	Int - Yds -TD	PD	FF	FR - Yds	SpT
Sept 10	@ Ten	W	p	0 0 0	0.0 0.0	0 0	0 0	0 0 0 0 0 0 0 0	0 0	0 0	0 0	0 0
Sept 17	NYJ	W	p	3 2 1	0.5 2.0	1 0	0 0	0 0 0 0 1 0 0 0	0 0	0 0	0 0	0 0
Sept 24	@ Was	L	p	3 2 1	0.0 0.0	0 1	0 0	0 0 0 0 0 0 0 0	0 0	0 0	0 0	0 0
Oct 1	@ Den	L	p	3 2 1	0.0 0.0	1 0	0 0	0 0 0 0 0 0 0 0	0 0	0 0	0 0	0 0
Oct 8	Bal	L	p	2 2 0	0.0 0.0	1 0	0 0	0 0 0 0 1 0 0 0	0 0	0 0	0 0	0 0
Oct 15	LAC	L	p	3 3 0	0.0 0.0	0 0	0 0	0 0 0 0 1 0 0 0	0 0	0 0	0 0	0 0
Oct 19	KC	W	p	2 2 0	0.5 5.5	1 0	0 0	0 0 0 0 0 0 0 0	0 0	0 0	0 0	0 0
Oct 29	@ Buf	L	p	1 0 1	0.0 0.0	0 0	0 0	0 0 0 0 0 0 0 0	0 0	0 0	0 0	0 0
Nov 5	@ Mia	W	p	4 2 2	0.0 0.0	0 1	0 0	0 0 0 0 1 0 0 0	0 0	0 0	0 0	0 0
Nov 19	NE	L	p	1 1 0	0.0 0.0	0 1	0 0	0 0 0 0 0 0 0 0	0 0	0 0	0 0	0 0
Nov 26	Den	W	p	3 3 0	2.0 17.0	2 2	0 0	0 0 0 0 0 0 0 0	0 0	0 0	0 0	0 0
Dec 3	NYG	W	p	3 2 1	1.0 3.0	1 1	0 0	0 0 0 0 1 0 0 0	0 0	0 0	0 0	0 0
Dec 10	@ KC	L	S	0 0 0	0.0 0.0	0 0	0 0	0 0 0 0 2 0 0 0	0 0	0 0	0 0	0 0
Dec 17	Dal	L	p	3 1 2	0.0 0.0	0 0	0 0	0 0 0 0 0 0 0 0	0 0	0 0	0 0	0 0
Dec 25	@ Phi	L	S	1 1 0	1.0 16.0	2 1	0 0	0 0 0 0 0 0 0 0	0 0	0 0	0 0	0 0
Dec 31	@ LAC	L	S	3 2 1	0.0 0.0	0 2	0 0	0 0 0 0 0 0 0 0	0 0	0 0	0 0	0 0
<b>Totals</b>	<b>6-10</b>	<b>16/3</b>		<b>35 25 10</b>	<b>5.0 43.5</b>	<b>9 9</b>	<b>0 0</b>	<b>0 0 7 0 0 0 0 0</b>				

## 2018 Indianapolis Colts

Date	Opp	W/L	P/S	Tot Solo Asst	Sk - Yds	QB	TFL	Int - Yds -TD	PD	FF	FR - Yds	SpT
Sept 9	Cin	L	S	1 1 0	0.0 0.0	0 0	0 0	0 0 0 0 0 0 0 0	0 0	0 0	0 0	0 0
Sept 16	@ Was	W	IA									
Sept 23	@ Phi	L	IA									
Sept 30	Hou	L	S	9 7 2	2.0 5.0	2 4	0 0	0 0 0 0 0 0 0 0	0 0	0 0	0 0	0 0
Oct 4	@ NE	L	S	3 1 2	0.0 0.0	0 1	0 0	0 0 0 0 0 0 0 0	0 0	0 0	0 0	0 0
Oct 14	@ NYJ	L	IA									
Oct 21	Buf	W	IA									
Oct 28	@ Oak	W	S	2 1 1	0.0 0.0	0 0	0 0	0 0 0 0 0 0 0 0	0 0	0 0	0 0	0 0
Nov 11	Jax	W	S	2 2 0	0.0 0.0	0 0	0 0	0 0 0 0 0 0 0 0	0 0	0 0	0 0	0 0
Nov 18	Ten	W	S	2 2 0	1.0 7.0	1 1	0 0	0 0 0 0 0 0 0 0	0 0	0 0	0 0	0 0
Nov 25	Mia	W	S	3 2 1	0.0 0.0	1 0	0 0	0 0 0 0 0 0 0 1	0 0	0 0	0 0	0 0
Dec 2	@ Jax	L	S	7 6 1	3.0 18.0	4 3	0 0	0 0 0 0 2 0 0 0	0 0	0 0	0 0	0 0
Dec 9	@ Hou	W	S	4 3 1	2.0 18.0	2 2	0 0	0 0 0 0 0 0 0 0	0 0	0 0	0 0	0 0
Dec 16	Dal	W	S	1 1 0	1.0 10.0	1 0	0 0	0 0 0 0 0 0 0 0	0 0	0 0	0 0	0 0
Dec 23	NYG	W	S	2 1 1	0.0 0.0	0 1	0 0	0 0 0 0 0 0 0 0	0 0	0 0	0 0	0 0
Dec 30	@ Ten	W	S	1 1 0	0.0 0.0	0 0	0 0	0 0 0 0 1 0 0 0	0 0	0 0	0 0	0 0
<b>Totals</b>	<b>10-6</b>	<b>12/11</b>		<b>37 28 9</b>	<b>9.0 58.0</b>	<b>11 13</b>	<b>0 0</b>	<b>0 0 1 2 1 0 0 0</b>				

## Playoffs

Jan 5	@ Hou	W	S	0 0 0	0.0 0.0	0 0	0 0	0 0 0 0 0 0 0 0	0 0	0 0	0 0	0 0
Jan 12	@ KC	L	S	4 2 2	1.0 5.0	3 2	0 0	0 0 0 0 0 0 0 0	0 0	0 0	0 0	0 0
<b>Totals</b>	<b>1-1</b>	<b>2/2</b>		<b>4 2 2</b>	<b>1.0 5.0</b>	<b>3 2</b>	<b>0 0</b>	<b>0 0 0 0 0 0 0 0</b>				

## 2019 Indianapolis Colts

Date	Opp	W/L	P/S	Tot Solo Asst	Sk - Yds	QB	TFL	Int - Yds -TD	PD	FF	FR - Yds	SpT
Sept 8	@ LAC	L	S	4 2 2	0.5 3.0	1 0	0 0	0 0 0 0 0 0 0 0	0 0	0 0	0 0	0 0
Sept 15	@ Ten	W	S	4 4 0	2.0 20.0	2 2	0 0	0 0 0 0 1 0 0 0	0 0	0 0	0 0	0 0
Sept 22	Atl	W	S	2 1 1	0.0 0.0	0 0	0 0	0 0 0 0 0 0 0 0	0 0	0 0	0 0	0 0
Sept 29	Oak	L	S	1 1 0	0.0 0.0	1 0	0 0	0 0 0 0 1 0 0 0	0 0	0 0	0 0	0 0
Oct 6	@ KC	W	S	2 1 1	0.0 0.0	1 0	0 0	0 0 0 0 0 0 0 0	0 0	0 0	0 0	0 0
Oct 20	Hou	W	S	1 0 1	0.0 0.0	1 0	0 0	0 0 0 0 1 0 0 0	0 0	0 0	0 0	0 0
Oct 27	Den	W	S	3 3 0	0.0 0.0	1 0	0 0	0 0 0 0 0 0 0 0	0 0	0 0	0 0	0 0
Nov 3	@ Pit	L	S	0 0 0	0.0 0.0	0 0	0 0	0 0 0 0 0 0 0 0	0 0	0 0	0 0	0 0
Nov 10	Mia	L	S	1 0 1	0.0 0.0	1 0	0 0	0 0 0 0 2 0 0 0	0 0	0 0	0 0	0 0
Nov 17	Jax	W	S	0 0 0	0.0 0.0	1 0	0 0	0 0 0 0 0 0 0 0	0 0	0 0	0 0	0 0

Nov 21	@ Hou	L	S	3 1 2	0.0 0.0	0 1	0 0	0 0 0 0 0 0 0 0	0 0	0 0	0 0	0 0
Dec 1	Ten	L	S	6 4 2	1.0 5.5	2 0	0 0	0 0 0 0 0 0 0 0	0 0	0 0	0 0	0 0
Dec 8	@ TB	L	S	4 2 2	0.0 0.0	0 0	0 0	0 0 0 0 0 0 0 0	0 0	0 0	0 0	0 0
Dec 16	@ NO	L	S	1 1 0	0.0 0.0	0 1	0 0	0 0 0 0 0 0 0 0	0 0	0 0	0 0	0 0
Dec 22	Car	W	IA									
Dec 29	@ Jax	L	IA									
<b>Totals</b>	<b>7-9</b>	<b>14/14</b>		<b>32 20 12</b>	<b>3.5 28.5</b>	<b>11 4</b>	<b>0 0</b>	<b>0 0 4 1 0 0 0 0</b>				

## 2020 Indianapolis Colts

Date	Opp	W/L	P/S	Tot Solo Asst	Sk - Yds	QB	TFL	Int - Yds -TD	PD	FF	FR - Yds	SpT
Sept 13	@ Jax	L	S	2 2 0	2.0 9.0	2 2	0 0	0 0 0 0 0 0 0 0	0 0	0 0	0 0	0 0
Sept 20	Min	W	S	1 1 0	0.0 0.0	0 0	0 0	0 0 0 0 0 0 0 0	0 0	0 0	0 0	0 0
Sept 27	NYJ	W	S	5 4 1	0.0 0.0	1 0	0 0	0 0 0 0 0 0 0 0	0 0	0 0	0 0	0 0
Oct 4	@ Chi	W	S	0 0 0	0.0 0.0	0 0	0 0	0 0 0 0 0 0 0 0	0 0	0 0	0 0	0 0
Oct 11	@ Cle	L	S	7 3 4	0.0 0.0	0 1	0 0	0 0 0 0 0 0 0 0	0 0	0 0	0 0	0 0
Oct 18	Cin	W	S	1 0 1	0.0 0.0	0 0	0 0	0 0 0 0 0 0 0 0	0 0	0 0	0 0	0 0
Nov 1	@ Det	W	S	2 2 0	2.0 14.0	2 2	0 0	0 0 0 0 0 0 0 0	0 0	0 0	0 0	0 0
Nov 8	Bal	L	S	2 1 1	1.0 1.0	1 1	0 0	0 0 0 0 0 0 0 0	0 0	0 0	0 0	0 0
Nov 12	@ Ten	W	S	4 2 2	1.0 10.0	1 1	0 0	0 0 0 0 0 0 0 0	0 0	0 0	0 0	0 0
Nov 22	GB	W	R/C									
Nov 29	Ten	L	R/C									
Dec 6	@ Hou	W	S	1 1 0	0.0 0.0	0 0	1 0	0 0 0 0 0 0 0 0	0 0	0 0	0 0	0 0
Dec 13	@ LV	W	S	0 0 0	0.0 0.0	0 0	0 0	0 0 0 0 0 0 0 0	0 0	0 0	0 0	0 0
Dec 20	Hou	W	S	4 3 1	1.5 9.5	2 1	0 0	0 0 0 0 0 0 0 0	0 0	0 0	0 0	0 0
Dec 27	@ Pit	L	S	3 1 2	0.0 0.0	0 0	0 0	0 0 0 0 0 0 0 0	0 0	0 0	0 0	0 0
Jan 3	Jax	W	S	1 0 1	0.0 0.0	1 0	0 0	0 0 0 0 0 0 0 0	0 0	0 0	0 0	0 0
<b>Totals</b>	<b>11-5</b>	<b>14/13</b>		<b>33 20 13</b>	<b>7.5 43.5</b>	<b>10 9</b>	<b>0 0</b>	<b>0 0 0 0 0 0 0 0</b>				

## Playoffs

Jan 9	@ Buf	L	S	4 2 2	1.5 20.5	2 1	0 0	0 0 0 0 1 0 0 0	0 0	0 0	0 0	0 0
<b>Totals</b>	<b>0-1</b>	<b>1/1</b>		<b>4 2 2</b>	<b>1.5 20.5</b>	<b>2 1</b>	<b>0 0</b>	<b>0 0 0 0 1 0 0 0</b>				

## 2021 Tennessee Titans

Sept 26	Ind	W	S	0	0	0	0.0	0.0	4	0	0	0	0	0	0	0	0	0		
Oct 3	@ NYJ	L	S	3	3	0	0.0	0.0	0	2	0	0	0	0	0	0	0	0		
Oct 10	@ Jax	W	S	1	1	0	0.0	0.0	2	0	0	0	0	0	0	0	0	0		
Oct 18	Buf	W	S	0	0	0	0.0	0.0	4	0	0	0	0	1	0	0	0	0		
Oct 24	KC	W	S	3	3	0	2.0	18.0	7	2	0	0	0	0	0	0	0	0		
Oct 31	@ Ind	W	S	3	1	2	0.0	0.0	4	0	0	0	0	0	0	0	0	0		
Nov 7	@ LAR	W	S	3	2	1	1.5	12.0	5	1	0	0	0	2	0	0	0	0		
Nov 14	NO	W	S	1	0	1	0.0	0.0	1	0	0	0	0	1	0	0	0	0		
Nov 21	Hou	L	S	1	1	0	0.0	0.0	0	0	0	0	0	1	0	0	0	0		
Nov 28	@ NE	L	S	0	0	0	0.0	0.0	2	0	0	0	0	0	0	0	0	0		
Dec 12	Jax	W	S	2	2	0	1.0	9.0	4	1	0	0	0	0	0	0	0	0		
Dec 19	@ Pit	L	p	2	1	1	1.0	1.0	1	1	0	0	0	0	0	0	0	0		
Dec 23	SF	W	p	3	2	1	1.0	7.0	3	1	0	0	0	0	0	0	0	0		
Jan 2	Mia	W	p	3	3	0	1.0	6.0	1	1	0	0	0	0	0	0	0	0		
Jan 9	@ Hou	W	p	3	3	0	0.0	0.0	2	0	0	0	0	1	0	0	0	0		
Totals				12-5	17/11	32	25	7	9.0	60.5	44	10	0	0	0	6	0	0	0	
Playoffs																				
Jan 22	Cin	L	S	3	1	2	1.5	7.5	5	1	0	0	0	0	1	0	0	0	0	
Totals				0-1	1/1	3	1	2	1.5	7.5	5	1	0	0	0	0	1	0	0	0

## DENICO AUTRY'S NFL STATISTICS

### REGULAR SEASON

Year	Team	GP GS		TACKLES							INTERCEPTIONS					FUMBLES			
				Tot	Solo	Asst	Sk	Yds	QBP	TFL	No	Yds	Lg	TD	PD	FF	FR	Yds	SpT
2014	Oakland	10	0	13	8	5	0.0	0.0	1	3	0	0	0	0	0	0	0	0	2
2015	Oakland	14	8	29	19	10	3.0	17.0	7	6	0	0	0	0	4	0	0	0	0
2016	Oakland	16	7	37	22	15	2.5	9.0	4	6	0	0	0	0	3	0	2	0	0
2017	Oakland	16	3	35	25	10	5.0	43.5	9	9	0	0	0	0	7	0	0	0	0
2018	Indianapolis	12	11	37	28	9	9.0	58.0	11	13	0	0	0	0	1	2	1	0	0
2019	Indianapolis	14	14	32	20	12	3.5	28.5	11	4	0	0	0	0	4	1	0	0	0
2020	Indianapolis	14	13	33	20	13	7.5	43.5	10	9	0	0	0	0	0	0	0	0	0
2021	Tennessee	17	11	32	25	7	9.0	60.5	44	10	0	0	0	0	6	0	0	0	0
2022	Tennessee	1	0	4	2	2	0.0	0.0	2	0	0	0	0	0	0	0	0	0	0
<b>NFL Totals</b>		<b>114</b>	<b>67</b>	<b>252</b>	<b>169</b>	<b>83</b>	<b>39.5</b>	<b>260.0</b>	<b>99</b>	<b>60</b>	<b>0</b>	<b>0</b>	<b>0</b>	<b>0</b>	<b>25</b>	<b>3</b>	<b>3</b>	<b>0</b>	<b>2</b>

### PLAYOFFS

Year	Team	GP GS		TACKLES							INTERCEPTIONS					FUMBLES			
				Tot	Solo	Asst	Sk	Yds	QBP	TFL	No	Yds	Lg	TD	PD	FF	FR	Yds	SpT
2016	Oakland	1	0	3	2	1	0.0	0.0	0	2	0	0	0	0	1	0	0	0	0
2018	Indianapolis	2	2	4	2	2	1.0	5.0	3	2	0	0	0	0	0	0	0	0	0
2020	Indianapolis	1	1	4	2	2	1.5	20.5	2	1	0	0	0	0	0	1	0	0	0
2021	Tennessee	1	1	3	1	2	1.5	7.5	5	1	0	0	0	0	1	0	0	0	0
<b>NFL Totals</b>		<b>5</b>	<b>4</b>	<b>14</b>	<b>7</b>	<b>7</b>	<b>4.0</b>	<b>33.0</b>	<b>10</b>	<b>6</b>	<b>0</b>	<b>0</b>	<b>0</b>	<b>0</b>	<b>2</b>	<b>1</b>	<b>0</b>	<b>0</b>	<b>0</b>

### Single-Game Highs

Tackles - 9 vs. Houston (9/30/18)  
 Sacks - 3 at Jacksonville (12/2/18)  
 Quarterback Pressures - 7 vs. Kansas City (10/24/21)  
 Forced Fumbles - 2 at Jacksonville (12/2/18)  
 Fumble Recovery - 1 (Three times, last vs. Miami, 11/25/18)  
 Pass Defensed - 2 (Three times, last at L.A. Rams, 11/7/21)  
 Tackles for Loss - 4 vs. Houston (9/30/18)

### Playoff Single-Game Highs

Tackles - 4 (Three times, last at Buffalo, 1/9/21)  
 Sacks - 1.5 (Twice, last vs. Cincinnati 1/22/22)  
 Quarterback Pressures - 5 vs. Cincinnati (1/22/22)  
 Forced Fumbles - 1 at Buffalo (1/9/21)  
 Passes Defensed - 1 (Twice, last vs. Cincinnati 1/22/22)  
 Tackles for Loss - 2 (Twice, last at Kansas City, 1/12/19)


### Additional Career Statistics

Safety - 1 vs. San Diego (12/24/15)  
 Blocked PAT - 2 (2015), 1 (2016), 1 (2017), 1 (2018)  
 Blocked Field Goal - 1 (2015), 1 (2018), 1 (2021)  
 Blocked Punt - 1 (2014)



# 30 TRE AVERY

**CORNERBACK • 5'11" • 181 LBS • COLLEGE: RUTGERS**  
**ACQUIRED: FREE AGENT - 2022 • NFL EXPERIENCE (NFL/TITANS): ROOKIE**  
**HOMETOWN: BALTIMORE, MD.**  
**GAMES PLAYED/GAMES STARTED: 1/0 (PLAYOFFS: 0/0)**



**PRO:** The Titans signed Tre Avery as an undrafted free agent following the 2022 NFL Draft to add speed and depth to the cornerback room. The 5-foot-11-inch, 181-pounder appeared in 35 games with 22 starts over four seasons at Rutgers (2018-21) and totaled 92 career tackles, 4.5 tackles for loss, one sack, four interceptions, 17 passes defended and one forced fumble. The Baltimore, Md., native also registered eight kick returns for 169 yards over his career.

## TITANS TIDBITS:

- Avery initially committed to play football at Ohio State as part of the 2016 signing class, after being recruited by then-defensive coordinator Chris Ash who departed a few months later to become the head coach at Rutgers. Despite not making it to Ohio State and instead enrolling at Toledo, Avery said he built a relationship with Ash. "Even when I (committed) with O-State, he checked on me. We still always had a relationship. When it didn't work at Ohio State, I went to Toledo. I got in contact with him when I got my (transfer) release papers. He said he had a spot for me."

## CAREER TRANSACTIONS:

- The Baltimore, Md., native was signed by the Titans as a rookie free agent on May 13, 2022.

## SEASON RECAPS:

**2022 (1/0):** Has led the team in special teams tackles once in 2022 (vs. NYG).

- Against N.Y. Giants (9/11), made his NFL debut as a reserve on special teams and led the team with three special teams tackles.

## COLLEGE:

- Appeared in 35 games with 22 starts over four seasons at Rutgers (2018-21). Totaled 92 career tackles, 4.5 tackles for loss, one sack, four interceptions, 17 passes defended and one forced fumble. Added eight kick returns for 169 yards. Transferred to Rutgers in 2017 from Toledo where he did not appear in a game. Transferred to Toledo from Ohio State in 2016 prior to the season.

- As a senior (2021), saw action in 12 games with nine starts and tallied a career-high-tying 37 tackles. Added 1.5 tackles for loss, one interception and six passes defended.

- As a junior (2020), started all nine games and recorded career-bests with 37 tackles, two tackles for loss and a team-high-tying eight passes defended. Also tallied one interception. Named third-team All-Big Ten by the league's coaches and media.

- As a sophomore (2019), played in all 12 games and made four starts. Posted 17 tackles, one tackle for loss, one sack, a career-best two interceptions, three passes defended and one forced fumble. Added eight kick returns for 169 yards (21.1-yard avg.) including a long return of 28

yards.

- As a redshirt freshman (2018), appeared in two games and notched one tackle in his first season at Rutgers.

- Transferred to Rutgers in 2017 from Toledo where he did not appear in a game.

- Transferred to Toledo from Ohio State in 2016 prior to the season.

- Graduated from Rutgers in May 2021 with a degree in labor studies and employment relations.

## PERSONAL:

- Attended Franklin (Md.) High School where he was named first team all-state and all-metro as a senior after collecting 91 tackles, seven passes defended and four interceptions.

- Transferred to Franklin from St. Frances Academy (Md.) where he earned honorable mention all-state and all-conference accolades as a junior.

- Son of Talita Avery.

- Follow Avery on Instagram at @t.avery21 and on Twitter @t21avery.

- Born Tre Avery on Feb. 26, 1997 in Baltimore, Md.



TRE AVERY'S GAME-BY-GAME

2022 Tennessee Titans																		
Date	Opp	W/L	P/S	Tot	Solo	Asst	Sk	- Yds	QBP	TFL	Int	- Yds	-TD	PD	FF	FR	- Yds	SpT
Sept 11	NYG	L	p	0	0	0	0.0	0.0	0	0	0	0	0	0	0	0	0	3
Sept 19	@ Buf																	
Sept 25	LV																	
Oct 2	@ Ind																	
Oct 9	@ Was																	
Oct 23	Ind																	
Oct 30	@ Hou																	
Nov 6	@ KC																	
Nov 13	Den																	
Nov 17	@ GB																	
Nov 27	Cin																	
Dec 4	@ Phi																	
Dec 11	Jax																	
Dec 18	@ LAC																	
Dec 24	Hou																	
Dec 29	Dal																	
Jan 7/8	@ Jax																	
Totals				0-1	1/0	0	0	0	0.0	0.0	0	0	0	0	0	0	0	3

TRE AVERY'S NFL STATISTICS

REGULAR SEASON				TACKLES							INTERCEPTIONS					FUMBLES			
Year	Team	GP	GS	Tot	Solo	Asst	Sk	Yds	QBP	TFL	No	Yds	Lg	TD	PD	FF	FR	Yds	SpT
2022	Tennessee	1	0	0	0	0	0.0	0.0	0	0	0	0	0	0	0	0	0	0	3
NFL Totals		1	0	0	0	0	0.0	0.0	0	0	0	0	0	0	0	0	0	0	3


Single-Game Highs

Special Teams Tackles - 3 vs. N.Y. Giants (9/11/22)



# 55 AARON BREWER

**GUARD/CENTER • 6'1" • 295 LBS • COLLEGE: TEXAS STATE**  
**ACQUIRED: FREE AGENT - 2020 • NFL EXPERIENCE (NFL/TITANS): 3/3**  
**HOMETOWN: DALLAS, TEXAS**  
**GAMES PLAYED/GAMES STARTED: 25/7 (PLAYOFFS: 1/0)**



**PRO:** The Titans signed Aaron Brewer as a rookie free agent following the 2020 NFL Draft. The 6-foot-1-inch, 295-pounder earned a roster spot as a rookie, providing depth at guard and center, and has appeared in 24 games with six starts at both left and right guard in his first two seasons. The Dallas, Texas, native appeared in 48 games with 47 consecutive starts over four seasons (2016-19) at Texas State, where he registered starts at all five offensive line positions.

#### CAREER HIGHLIGHTS:

- In 2021, Brewer started a career-best five games, including logging his first three career starts at right guard.

#### TITANS TIDBITS:

- As an extremely versatile athlete, Brewer has even taught himself to do backflips.
- In college, he registered at least one start at all five positions along the offensive line.

#### CAREER TRANSACTIONS:

- The Dallas, Texas, native was signed by the Titans as a rookie free agent on May 7, 2020.

#### SEASON RECAPS:

##### 2021 (1/1):

- Against N.Y. Giants (9/11), started at left guard and was a part of an offensive line that allowed just one sack for zero yards on 33 pass attempts.

**2021 (12/5, 1/0):** Appeared in 12 games with five starts at guard. Placed on injured reserve on Oct. 8 and missed four games before being activated from injured reserve designated to return on Nov. 6. Dressed but did not play in one contest. Saw action as a reserve in the postseason contest.

- At Seattle (9/19), entered the game at left guard after Rodger Saffold left the game in the third quarter with an injury. Helped open holes for Derrick Henry to rush for 182 yards.
- At N.Y. Jets (10/3), played as a reserve at both center and left guard after starters left the contest with injuries.
- At L.A. Rams (11/7), returned to the lineup as a starter at right guard.
- Against New Orleans (11/14), played as a reserve as an extra tight end.
- At New England (11/28), started at right guard and opened holes for Titans ball carriers to amass 270 yards on the ground, including two 100-yard rushers.
- Against Jacksonville (12/12), saw action as a reserve at left guard after Rodger Saffold III left the game with an injury.
- At Pittsburgh (12/19), started at left guard and helped block for Titans' ball carriers to amass 201 rushing yards.
- Against San Francisco (12/23), started at left guard. Helped the Titans convert a season-high nine third downs on 16 attempts in the game, while scoring on four of its five possessions in the second half.
- Against Miami (1/2), saw significant action as a reserve at tight end after MyCole Pruitt left the game in the second quarter with an injury.
- At Houston (1/9), played as a reserve as an extra tight end.
- Against Cincinnati (1/22), made his postseason debut and saw limited action as a reserve as an extra tight end and on special teams.

**2020 (12/1, 0/0):** Played in 12 games with one start at left guard during his rookie campaign. Was inactive for one contest and dressed but did not play in three games. Missed the postseason contest while on the reserve/COVID-19 list. Made his NFL debut at Denver (9/14/20). Started his first career NFL contest at Baltimore (11/22/20).

- At Denver (9/14), saw action as a reserve in his first NFL contest.
- Against Buffalo (10/13), saw limited action as a reserve tight end in the jumbo package.
- Against Indianapolis (11/12), played as a reserve at center late in the game and as an extra tight end.
- At Baltimore (11/22), made his first career NFL start at left guard and helped open holes for Titans' ball carriers to gain 173 yards on the ground.
- At Jacksonville (12/13), played as a reserve at left guard in the second half.
- At Green Bay (12/27), saw limited action at left guard late in the fourth quarter.
- At Houston (1/3), entered the game as a reserve at left guard in the third quarter after Rodger Saffold III left with an injury. Blocked for Derrick Henry to gain a franchise-record 250 rushing yards in the Titans' division-clinching victory and in the process become the eighth player in NFL history to eclipse 2,000 rushing yards in a season.
- Against Baltimore (1/10), missed the game while on reserve/COVID-19.

#### COLLEGE:

- In four seasons at Texas State (2016-19), appeared in 48 games with 47 consecutive starts along the offensive line. Brewer recorded starts at center, left guard, right guard, left tackle and right tackle.
- As a senior (2019), started all 12 games at right tackle. Earned All-Sun Belt second team recognition.
- As a junior (2018), started 12 games with six starts at center and six starts at left tackle. Named to the All-Sun Belt first team Offense by Pro Football Focus and earned honorable mention All-Sun Belt recognition by the league's coaches and media.
- As a sophomore (2017), started all 12 games on the offensive line. Made five starts at center, five games at right guard and two games at left tackle. Earned All-Sun Belt second team honors by Phil Steele and All-Sun Belt third team recognition by the league's coaches and media.
- At Arkansas State (11/18), caught one pass for seven yards.
- As a freshman (2016), played in 12 games and made 11 starts on the offensive line. Started seven games at left guard and four games at center. Earned All-Sun Belt third team honors by Phil Steele and All-Sun Belt honorable mention recognition by the league's coaches and media.
- Majored in general studies at Texas State.

#### PERSONAL:

- Attended Skyline (Texas) High School where he earned All-District 9-6A First-Team honors at guard.
- Rated a two-star recruit by Rivals.
- Also competed in track and field.
- Son of Thedra and Keith Brewer.
- Follow Brewer on Twitter and Instagram @bigtime\_ab.
- Born Aaron Jamal Brewer on Oct. 28, 1997 in Dallas, Texas.

## AARON BREWER'S NFL STATISTICS

### REGULAR SEASON

Year	Team	GP	GS
2020	Tennessee	12	1
2021	Tennessee	12	5
2022	Tennessee	1	1
NFL Totals		25	7

### PLAYOFFS

Year	Team	GP	GS
2020	Tennessee	0	0
2021	Tennessee	1	0
NFL Totals		1	0

### Starts Breakdown:

2020 - LG 1; 2021 - RG 3, LG 2; **2022 - LG 1**

### Additional Career Statistics

Fumble Recoveries - 1 (2021)



# 14 RANDY BULLOCK

KICKER • 5'9" • 210 LBS • COLLEGE: TEXAS A&M

ACQUIRED: FREE AGENT - 2021

NFL EXPERIENCE (NFL/TITANS): 11/2 • HOMETOWN: KLEIN, TEXAS

GAMES PLAYED/GAMES STARTED: 124/0 (PLAYOFFS: 1/0)



**PRO:** The Titans signed Randy Bullock to the team's practice squad during Week 1 of the 2021 season, and he was quickly elevated to the 53-man roster the following week. He spent the remainder of the 2021 season as the team's kicker, connecting on 26 of 31 field goals and a career-best 42 extra points on 45 attempts in 16 games. He also handled all of the team's kickoff duties. Prior to arriving in Tennessee, the 5-foot-9-inch, 210-pounder appeared in 107 games over nine seasons with the Houston Texans (2012-15), N.Y. Jets (2015), N.Y. Giants (2016), Pittsburgh Steelers (2016) and Cincinnati Bengals (2016-20). The Texas A&M product spent the 2021 offseason with the Detroit Lions.

## CAREER HIGHLIGHTS:

- Bullock completed his first season in Tennessee in 2021 and made 26 field goals on 31 attempts (83.9 percent) to go along with a career-high 42 extra points on 45 attempts (93.3 percent). His 120 points ranked ninth in franchise history and were the most by a Titans player since Ryan Succop scored 136 points in 2017. He totaled a career-high three game-winning field goals.
- In 2017, Bullock made good on a career-best 90 percent of his field goals in his first full season with the Bengals.
- In 2014, Bullock collected a career-high 130 points by nailing 30 of 35 field goals and all 40 extra points for the Texans.

## TITANS TIDBITS:

- Bullock is an avid outdoorsman. He enjoys golfing, fishing and hunting during his down time in South Texas.
- Bullock retains many life lessons his father, Richard, taught him and his brother, Rhett. On Dec. 23, 2004, when Randy was 14, the two brothers and their mother, Sally, lost Richard to a heart attack.
- As a senior at Texas A&M, Bullock was received the Lou Groza Award, which is given annually to the nation's top placekicker.

## CAREER TRANSACTIONS:

- The Klein, Texas, native was originally selected by the Houston Texans in the fifth round (161st overall) of the 2012 NFL Draft.
- Waived by the Texans on Sept. 29, 2015.
- Signed by N.Y. Jets as free agent on Nov. 10, 2015.
- Signed by N.Y. Giants as an unrestricted free agent on Aug. 23, 2016.
- Released by the Giants on Sept. 13, 2016.
- Signed by the Pittsburgh Steelers as free agent on Dec. 3, 2016.
- Released by the Steelers on Dec. 12, 2016.
- Claimed off waivers by the Cincinnati Bengals on Dec. 13, 2016.
- Signed by the Detroit Lions as an unrestricted free agent on March 22, 2021.
- Released by the Lions on Aug. 31, 2021.
- Signed by the Titans to their practice squad on Sept. 11, 2021.
- Signed by the Titans to their active roster from the practice squad on Sept. 15, 2021.

## SEASON RECAPS:

### 2021 (1/0 - Tennessee):

- Against N.Y. Giants (9/11), connected on two of three field goals (46, 23) and both extra point attempts. Missed a 47-yard field goal as time expired in the final stanza. Gave the Titans a 10-0 lead with a 46-yard field goal early in the second quarter. Increased the Titans' lead to 13-0 with a 23-yard field goal in the second quarter.

**2021 (16/0, 1/0 - Tennessee):** Appeared in 16 games in his first season

with the Titans and registered 120 points, which was the second-highest total of his career. Connected on 26 of 31 field goals and a career-best 42 extra points on 45 attempts. Spent the season opener on the team's practice squad. Saw action in his first career postseason contest and made good on his lone field goal attempt and his lone extra point chance. Made three game-winning field goals in 2021 (at SEA, at IND, vs. SF) to improve his career total to seven. Registered three games with at least three field goals (at SEA, at NYJ, vs. NO) to bring his career total to 25.

- At Seattle (9/19), made his Titans debut and nailed four of five field goals, including the game-winner in overtime. Made good on all three extra point chances. Evened the score at 3-3 with a 33-yard field goal in the first quarter. Gave the Titans a 6-3 advantage with a 30-yard field goal in the second stanza. Cut the Seahawks lead to 17-9 with a 24-yard field goal late in the second quarter. Ended the game with his fifth career game-winning field goal from 36 yards out with 4:45 remaining in overtime.
- At N.Y. Jets (10/3), made good on three of four field goals (44, 46, 36) and his lone extra point chance. Gave the Titans an early 3-0 lead with a 44-yard field goal in the first quarter. Extended the Titans lead to 6-0 with a 46-yard field goal early in the second quarter. Increased the Titans advantage to 9-0 with a 36-yard field goal in the second stanza.
- Against Buffalo (10/18), connected on both field goals (43, 38) and all four extra point chances. Cut the Bills lead to 13-10 with a 43-yard field goal in the second stanza. Made the score 31-27 in favor of Buffalo with a 38-yard field goal early in the fourth quarter.
- Against Kansas City (10/24), made good on both field goals (34, 51) and all three extra point chances. Booted all six of his kickoffs into the end zone for touchbacks. It was the third time in his career he had six or more kickoffs and had touchbacks on 100 percent of them. Extended the Titans' lead to 17-0 with a 34-yard field goal in the second quarter. Gave the Titans a 27-0 lead with a 51-yard field goal just before halftime.
- At Indianapolis (10/31), connected on both field goals (46, 44), including the game-winner in overtime. Made good on all four extra point chances. Tied the score at 24-24 with a 46-yard field goal early in the fourth quarter. Ended the game with his sixth career game-winning field goal from 44 yards out in overtime.
- Against New Orleans (11/14), connected on all three field goals (28, 36, 36) and both extra point opportunities. Gave the Titans a 3-0 lead with a 28-yard field goal late in the opening quarter. Evened the score at 6-6 with a 36-yard field goal in the second stanza. Increased the Titans' advantage to 23-12 with a 36-yard field goal early in the fourth quarter.
- Against Jacksonville (12/12), made both extra points and two of three field goal attempts (44, 29). Booted four touchbacks on five kickoffs. Extended the Titans' advantage to 10-0 with a 44-yard field goal in the second quarter. Nailed a 29-yard field goal to make the score 20-0 late in the fourth quarter.
- At Pittsburgh (12/19), made good on both field goals (26, 32) and his lone extra point attempt. Increased the Titans lead to 10-0 with a 26-yard field goal late in the opening quarter. Gave the Titans a 13-3 halftime lead with a 32-yard field goal with 21 seconds remaining in the second quarter.
- Against San Francisco (12/23), connected on both field goals (38, 44), including his seventh career game-winner, and both extra point tries. Nailed all five of his kickoffs for touchbacks. Reached the 100-point mark on the season for the fourth time in his career. Got the Titans on the scoreboard with a 38-yard field goal in the third quarter. Connected on the game-winning, 44-yard field goal with four seconds remaining in the contest.
- Against Miami (1/2), made good on both field goals (23, 44) and all four extra point opportunities despite cold, rainy conditions. Booted five of his seven kickoffs into the end zone for touchbacks. Gave the Titans a 10-0



lead with a 23-yard field goal early in the second quarter. Increased the Titans lead to 27-3 with a 44-yard field goal in the final stanza.

- Against Cincinnati (1/22), made his postseason debut and connected on his lone field goal attempt (34) and his lone extra point opportunity. Cut the Bengals' lead to 16-9 with a 34-yard field goal late in the third quarter.

**2020 (12/0 - Cincinnati):** Played in 12 games and went 21 of 26 on field goals (80.7 percent) and 24 of 25 on extra points (96 percent). Was a healthy inactive for the final four contests.

- At Cleveland (9/17), made all three field goal attempts (38, 43, 27).
- At Philadelphia (9/27), connected on all three field goals (48, 31, 25).
- Against Jacksonville (10/4), made a season-high four field goals (35, 40, 46, 30) on four attempts.
- At Indianapolis (10/18), hit a 55-yard field goal, tied for the second-longest in team history.

**2019 (16/0 - Cincinnati):** Played in all 16 games and went 27 of 31 on field goals (87.1 percent) and 24 of 25 (96 percent) on extra points.

- At Cleveland (12/8), went four for four on field goals (34, 44, 28, 46).
- At Miami (12/22), his 57-yard field goal was the longest in Bengals history. Delivered a successful onside kick that yielded a game-tying touchdown drive that capped a 23-point fourth-quarter Bengals comeback. Became the first NFL kicker since 2015 to make a field goal of at least 55 yards and boot a successful onside kick in the same game (Nick Folk).

**2018 (16/0 - Cincinnati):** Played in all 16 games and converted 82.6 percent of his field goal attempts (19 of 23). Two of his four misses were blocked. Made good on 95.1 percent of extra points (39 of 41). Finished the season with a streak of 10 consecutive field goals made.

- Against Baltimore (9/13), made a 40-yarder in fourth quarter to seal a win.
- Against Miami (10/7), nailed a season-long 51-yarder in third quarter.
- Against Tampa Bay (10/28), converted a game-winning 44-yard field goal as time expired.

**2017 (15/0 - Cincinnati):** Played in 15 games in his first full season with the Bengals and converted a career-high 90.0 percent of his field goal attempts (18 of 20) and 31 of 33 extra point chances. Was inactive for one contest.

- Against Detroit (12/24), converted all four of his field goal attempts, including a season-long 51-yarder.

**2016 (1/0 - N.Y. Giants; 1/0 - Pittsburgh; 3/0 - Cincinnati):** Signed by the Giants during training camp and kicked for the team's season opener at Dallas going two for three on extra points. Released by the Giants on Sept. 13. Signed by the Steelers as a replacement for the injured Chris Boswell, and kicked for Steelers on Dec. 4, going three for three on field goals (44, 34, 38) and making his only extra point chance. Did not play in another contest for the Steelers before being waived on Dec. 12. Claimed off waivers by the Bengals on Dec. 13.

- Against Pittsburgh (12/18), made his Bengals debut and went two for two on field goals (23, 22) and connected on both extra points.

**2015 (3/0 - Houston; 8/0 - N.Y. Jets):** Opened the season with the Texans, kicking in the first three games and going five of six on field goals and three of five on extra points before being released on Sept. 29. Signed as free agent with N.Y. Jets on Nov. 10 and kicked in the final eight games, connecting on 14 of 17 on field goals and 19 of 20 extra points.

- At N.Y. Giants (12/6), made a 31-yard field goal in overtime for 23-20 win.
- At Dallas (12/19), nailed a 40-yard field goal with 36 seconds to play to secure a 19-16 win.

**2014 (16/0 - Houston):** Played in all 16 games and made good on 30 for 35 on field goals and 40 for 40 on extra points. Connected on four of five field goal tries of 50 or more yards.

- Against Buffalo (9/28), nailed all three field goals, including kicks of 50 and 55 yards.
- Against Baltimore (12/21); set franchise records for field goals (six) and points (19) in a game during the 25-13 victory.

**2013 (16/0 - Houston):** Played in all 16 games and connected on 26 of 35 field goals and all 26 extra points. Finished the season with 12 straight made field goals.

- At San Diego (9/9), made his NFL debut on Monday Night Football and his 41-yard field goal with 3:53 to play provided final points in 31-28 win.

**2012 (0/0 - Houston):** Spent his rookie season on injured reserve because of a leg injury suffered in the preseason.

#### **COLLEGE:**

- Played four seasons (2008-11) at Texas A&M, leaving with school career records for points (365), field goals (63) and extra points (176).
- As a senior (2011), named first-team All-American and won college football's Lou Groza Award (nation's top placekicker). His 142 point total was a school record, and he led the nation with an average of 2.33 field goals per game. Set a school single-season record with 29 field goals and 55 extra points.
- As a junior (2010), earned All-Big 12 honorable mention after connecting on 16 of 21 field goals and all 50 extra point attempts.
- As a sophomore (2009), took over the starting kicking job and made good on 12 of 19 field goals and 51 extra point tries.
- As a freshman (2008), kicked in the team's final seven games and score 38 points.
- Majored in petroleum engineering at Texas A&M, where he earned academic All-Big 12 honors.

#### **PERSONAL:**

- Attended Klein High School, where he earned first-team All-District honors after connecting on 11 of 14 field goal attempts and was a perfect on 39 extra points in 2007.
- Also earned All-Greater Houston and All-Texas accolades.
- Booted a 54-yard field goal, believed to be at the time the eighth-longest field goal in Texas high school football history.
- Last name is pronounced BULL-luck.
- Follow Bullock on Twitter @randybullock28.
- Born Randy Bullock on Dec. 16, 1989 in Lafayette, La.

# RANDY BULLOCK'S GAME-BY-GAME

## 2013 Houston Texans

Date	Opp	W/L	PAT		FG			1-19		20-29		30-39		40-49		50+		LG	Pts	Kick-by-Kick	Kickoffs			
			Ma	Att	Ma	Att	Pct	Ma	Att	Ma	Att	Ma	Att	Ma	Att	Ma	Att				No	InEZ	TB	PctTB
Sept 9	@ SD	W	4	4	1	2	50.0	0	0	0	0	0	0	1	1	0	1	41	7	51wl, 41	5	-	4	80.0
Sept 15	Ten	W	2	2	0	3	0.0	0	0	0	0	0	0	0	1	0	2	0	2	50wr, 50wr, 46lu	4	-	4	100.0
Sept 22	@ Bal	L	0	0	3	3	100.0	0	0	2	2	0	0	1	1	0	0	47	9	27, 29, 47	3	-	1	33.3
Sept 29	Sea	L	2	2	2	2	100.0	0	0	1	1	0	0	1	1	0	0	42	8	22, 42	5	-	2	40.0
Oct 6	@ SF	L	0	0	1	2	50.0	0	0	0	0	0	0	1	2	0	0	41	3	43wl, 41	2	-	1	50.0
Oct 13	Stl	L	1	1	2	2	100.0	0	0	1	1	1	1	0	0	0	0	35	7	20, 35	4	-	1	25.0
Oct 20	@ KC	L	1	1	3	3	100.0	0	0	1	1	0	0	2	2	0	0	48	10	48, 21, 47	5	-	1	20.0
Nov 3	Ind	L	3	3	1	4	25.0	0	0	0	0	0	0	1	3	0	1	43	6	49wl, 43, 55wl	5	-	2	40.0
Nov. 10	@ Ari	L	3	3	1	2	50.0	0	0	0	0	0	0	1	2	0	0	48	6	48, 40B	5	-	3	60.0
Nov. 17	Oak	L	2	2	3	3	100.0	0	0	1	1	1	1	0	0	1	1	51	11	51, 26, 30	6	-	3	50.0
Nov 24	Jax	L	0	0	2	2	100.0	0	0	1	1	0	0	1	1	0	0	49	6	49, 20	3	-	2	66.7
Dec 1	NE	L	4	4	1	1	100.0	0	0	0	0	0	0	1	1	0	0	43	7	43	6	-	0	0.0
Dec 5	@ Jax	L	2	2	2	2	100.0	0	0	0	0	2	2	0	0	0	0	34	8	34, 31	5	-	3	60.0
Dec 15	@ Ind	L	0	0	1	1	100.0	0	0	0	0	0	0	1	1	0	0	49	3	49	2	-	1	50.0
Dec 22	Den	L	1	1	2	2	100.0	0	0	0	0	1	1	1	1	0	0	45	7	45, 35	4	-	0	0.0
Dec 29	@ Ten	L	1	1	1	1	100.0	1	1	0	0	0	0	0	0	0	0	19	4	19	3	-	1	33.3
<b>Totals</b>		<b>2-14</b>	<b>26</b>	<b>26</b>	<b>26</b>	<b>35</b>	<b>74.3</b>	<b>1</b>	<b>1</b>	<b>7</b>	<b>7</b>	<b>5</b>	<b>5</b>	<b>12</b>	<b>17</b>	<b>1</b>	<b>5</b>	<b>51</b>	<b>104</b>		<b>67</b>	<b>-</b>	<b>29</b>	<b>43.3</b>

## 2014 Houston Texans

Date	Opp	W/L	PAT		FG			1-19		20-29		30-39		40-49		50+		LG	Pts	Kick-by-Kick	Kickoffs			
			Ma	Att	Ma	Att	Pct	Ma	Att	Ma	Att	Ma	Att	Ma	Att	Ma	Att				No	InEZ	TB	PctTB
Sept 7	Was	W	2	2	1	1	100.0	0	0	0	0	0	0	1	1	0	0	42	5	42	4	-	2	50.0
Sept 14	@ Oak	W	3	3	3	4	75.0	0	0	0	1	2	2	1	1	0	0	46	12	33, 39, 46, 27B	7	-	3	42.9
Sept 21	@ NYG	L	2	2	1	1	100.0	0	0	1	1	0	0	0	0	0	0	27	5	27	3	-	2	66.7
Sept 28	Buf	W	2	2	3	3	100.0	0	0	0	0	0	0	1	1	2	2	55	11	41, 55, 50	6	-	3	50.0
Oct 5	@ Dal	L	2	2	1	1	100.0	0	0	1	1	0	0	0	0	0	0	29	5	29	4	-	2	50.0
Oct 9	Ind	L	4	4	0	1	0.0	0	0	0	0	0	1	0	0	0	0	0	4	37wr	5	-	2	40.0
Oct 20	@ Pit	L	2	2	3	3	100.0	0	0	0	0	3	3	0	0	0	0	39	11	39, 38, 31	5	-	2	40.0
Oct 26	@ Ten	W	3	3	3	3	100.0	0	0	1	1	1	1	1	1	0	0	49	12	30, 29, 49	7	-	4	57.1
Nov 2	Phi	L	3	3	0	1	0.0	0	0	0	0	0	1	0	0	0	0	0	3	39wl	4	-	2	50.0
Nov 16	@ Cle	W	2	2	3	4	75.0	0	0	0	0	1	1	1	1	1	2	50	11	52wr, 46, 37, 50	6	-	1	16.7
Nov 23	Cin	L	1	1	2	2	100.0	0	0	1	1	1	1	0	0	0	0	36	7	26, 25	4	-	1	25.0
Nov 30	Ten	W	6	6	1	2	50.0	0	0	0	0	1	1	0	1	0	0	37	9	37, 43BL	8	-	6	75.0
Dec 7	@ Jax	W	3	3	2	2	100.0	0	0	0	0	0	0	2	2	0	0	44	9	44, 44	6	-	2	33.3
Dec 14	@ Ind	L	1	1	1	1	100.0	0	0	0	0	0	0	0	0	1	1	53	4	53	3	-	1	33.3
Dec 21	Bal	W	1	1	6	6	100.0	0	0	2	2	4	4	0	0	0	0	39	19	35, 25, 30, 20, 39, 33	8	-	4	50.0
Dec 28	Jax	W	3	3	0	0	0.0	0	0	0	0	0	0	0	0	0	0	0	3		4	-	3	75.0
<b>Totals</b>		<b>9-7</b>	<b>40</b>	<b>40</b>	<b>30</b>	<b>35</b>	<b>85.7</b>	<b>0</b>	<b>0</b>	<b>6</b>	<b>7</b>	<b>13</b>	<b>15</b>	<b>7</b>	<b>8</b>	<b>4</b>	<b>5</b>	<b>55</b>	<b>130</b>		<b>84</b>	<b>-</b>	<b>40</b>	<b>47.6</b>

## 2015 Houston Texans

Date	Opp	W/L	PAT		FG			1-19		20-29		30-39		40-49		50+		LG	Pts	Kick-by-Kick	Kickoffs			
			Ma	Att	Ma	Att	Pct	Ma	Att	Ma	Att	Ma	Att	Ma	Att	Ma	Att				No	InEZ	TB	PctTB
Sept 13	KC	L	0	1	2	2	100.0	0	0	0	0	1	1	1	1	0	0	47	6	34, 47	4	-	3	75.0
Sept 20	@ Car	L	2	2	1	1	100.0	0	0	0	0	0	0	1	1	0	0	43	5	43	4	-	3	75.0
Sept. 27	TB	W	1	2	2	3	66.7	1	1	0	0	1	1	0	1	0	0	29	7	43lu, 39, 19	5	-	4	80.0
<b>Totals</b>		<b>1-2</b>	<b>3</b>	<b>5</b>	<b>5</b>	<b>6</b>	<b>83.3</b>	<b>1</b>	<b>1</b>	<b>0</b>	<b>0</b>	<b>2</b>	<b>2</b>	<b>2</b>	<b>3</b>	<b>0</b>	<b>0</b>	<b>47</b>	<b>18</b>		<b>13</b>	<b>-</b>	<b>10</b>	<b>76.9</b>

## 2015 New York Jets

Date	Opp	W/L	PAT		FG			1-19		20-29		30-39		40-49		50+		LG	Pts	Kick-by-Kick	Kickoffs			
			Ma	Att	Ma	Att	Pct	Ma	Att	Ma	Att	Ma	Att	Ma	Att	Ma	Att				No	InEZ	TB	PctTB
Nov. 12	Buf	L	2	2	1	1	100.0	0	0	1	1	0	0	0	0	0	0	29	5	29	4	-	3	75.0
Nov. 22	@ Hou	L	2	2	1	1	100.0	0	0	0	0	0	0	1	1	0	0	40	5	40	4	-	4	100.0
Nov. 29	Mia	W	5	5	1	1	100.0	0	0	0	0	0	0	1	1	0	0	41	8	41	7	-	2	28.6
Dec. 6	@ NYG	W	2	2	3	3	100.0	0	0	2	2	1	1	0	0	0	0	31	11	24, 24, 31	6	-	2	33.3
Dec. 13	Ten	W	3	3	3	4	75.0	0	0	1	1	0	0	2	2	0	1	47	12	53wl, 47, 27, 42	7	-	4	57.1
Dec. 19	@ Dal	W	1	2	2	3	66.7	0	0	0	0	1	1	1	2	0	0	40	7	36, 45wr, 40	5	-	0	0.0
Dec. 27	NE	W	2	2	2	2	100.0	0	0	0	0	1	1	1	1	0	0	49	8	30, 49	5	-	3	60.0
Jan. 3.	@ Buf	L	2	2	1	2	50.0	0	0	0	0	1	1	0	1	0	0	39	5	40wr, 39	4	-	4	100.0
<b>Totals</b>		<b>5-3</b>	<b>19</b>	<b>20</b>	<b>14</b>	<b>17</b>	<b>82.4</b>	<b>0</b>	<b>0</b>	<b>4</b>	<b>4</b>	<b>4</b>	<b>4</b>	<b>6</b>	<b>8</b>	<b>0</b>	<b>1</b>	<b>49</b>	<b>79</b>		<b>15</b>	<b>-</b>	<b>11</b>	<b>73.3</b>

## 2016 New York Giants

Date	Opp	W/L	PAT		FG			1-19		20-29		30-39		40-49		50+		LG	Pts	Kick-by-Kick	Kickoffs			
			Ma	Att	Ma	Att	Pct	Ma	Att	Ma	Att	Ma	Att	Ma	Att	Ma	Att				No	InEZ	TB	PctTB
Sept. 11	@ Dal	W	2	3	0	0	0.0	0	0	0	0	0	0	0	0	0	0	0	2		4	-	3	75.0
<b>Totals</b>		<b>1-0</b>	<b>2</b>	<b>3</b>	<b>0</b>	<b>0</b>	<b>0.0</b>	<b>0</b>	<b>0</b>	<b>0</b>	<b>0</b>	<b>0</b>	<b>0</b>	<b>0</b>	<b>0</b>	<b>0</b>	<b>0</b>	<b>0</b>	<b>2</b>		<b>4</b>	<b>-</b>	<b>3</b>	<b>75.0</b>

# RANDY BULLOCK'S GAME-BY-GAME CONT.

## 2016 Pittsburgh Steelers

Date	Opp	W/L	PAT		FG			1-19		20-29		30-39		40-49		50+		LG	Pts	Kick-by-Kick	Kickoffs			
			Ma	Att	Ma	Att	Pct	Ma	Att	Ma	Att	Ma	Att	Ma	Att	Ma	Att				No	InEZ	TB	PctTB
Dec. 4	NYG	W	1	1	3	3	100.0	0	0	0	0	2	2	1	1	0	0	44	10	44, 34, 38	6	-	3	50.0
<b>Totals</b>		<b>1-0</b>	<b>1</b>	<b>1</b>	<b>3</b>	<b>3</b>	<b>100.0</b>	<b>0</b>	<b>0</b>	<b>0</b>	<b>0</b>	<b>2</b>	<b>2</b>	<b>1</b>	<b>1</b>	<b>0</b>	<b>0</b>	<b>44</b>	<b>10</b>		<b>6</b>	<b>-</b>	<b>3</b>	<b>50.0</b>

## 2016 Cincinnati Bengals

Date	Opp	W/L	PAT		FG			1-19		20-29		30-39		40-49		50+		LG	Pts	Kick-by-Kick	Kickoffs			
			Ma	Att	Ma	Att	Pct	Ma	Att	Ma	Att	Ma	Att	Ma	Att	Ma	Att				No	InEZ	TB	PctTB
Dec 18	Pit	L	2	2	2	2	100.0	0	0	2	2	0	0	0	0	0	0	23	8	23, 22	5	-	2	40.0
Dec 24	@ Hou	L	1	1	1	2	50.0	0	0	0	0	0	0	1	2	0	0	43	4	43, 43wr	2	-	2	100.0
Jan. 1	Bal	W	3	3	2	2	100.0	0	0	2	2	0	0	0	0	0	0	24	9	23, 24	6	-	4	66.7
<b>Totals</b>		<b>1-2</b>	<b>6</b>	<b>6</b>	<b>5</b>	<b>6</b>	<b>83.3</b>	<b>0</b>	<b>0</b>	<b>4</b>	<b>4</b>	<b>0</b>	<b>0</b>	<b>1</b>	<b>2</b>	<b>0</b>	<b>0</b>	<b>43</b>	<b>21</b>		<b>13</b>	<b>-</b>	<b>8</b>	<b>61.5</b>

## 2017 Cincinnati Bengals

Date	Opp	W/L	PAT		FG			1-19		20-29		30-39		40-49		50+		LG	Pts	Kick-by-Kick	Kickoffs			
			Ma	Att	Ma	Att	Pct	Ma	Att	Ma	Att	Ma	Att	Ma	Att	Ma	Att				No	InEZ	TB	PctTB
Sept 10	Bal	L	0	0	0	0	0	0	0	0	0	0	0	0	0	0	0	0	0		1	-	1	100.0
Sept 14	Hou	L	0	0	3	3	100.0	0	0	1	1	2	2	0	0	0	0	39	9	29, 29, 30	4	-	3	75.0
Sept 24	@ GB	L	3	3	1	2	50.0	0	0	0	0	0	0	1	2	0	0	46	6	48wr, 46	5	-	4	80.0
Oct 1	@ Cle	W	4	4	1	1	100.0	0	0	0	0	0	0	1	1	0	0	41	7	41	6	-	1	16.7
Oct 8	Buf	W	2	2	2	2	100.0	0	0	1	1	1	1	0	0	0	0	30	8	30, 29	5	-	4	80.0
Oct 22	@ Pit	L	2	2	0	0	0	0	0	0	0	0	0	0	0	0	0	0	2		3	-	2	66.7
Oct 29	Ind	W	3	3	1	2	50.0	0	0	1	1	0	1	0	0	0	0	29	6	29, 34b	5	-	2	40.0
Nov. 5	@ Jax	L										Inactive												
Nov 12	@ Ten	L	2	3	0	0	0.0	0	0	0	0	0	0	0	0	0	0	0	2		4	-	1	25.0
Nov 19	@ Den	W	2	3	0	0	0.0	0	0	0	0	0	0	0	0	0	0	0	2		4	-	4	100.0
Nov 26	Cle	W	3	3	3	3	100.0	0	0	1	1	1	1	1	1	0	0	49	12	31, 49, 21	7	-	2	28.6
Dec 4	Pit	L	2	2	2	2	100.0	0	0	0	0	1	1	1	1	0	0	41	8	35, 41	5	-	3	60.0
Dec 10	Chi	L	1	1	0	0	0	0	0	0	0	0	0	0	0	0	0	0	1		2	-	0	0.0
Dec 17	@ Min	L	1	1	0	0	0	0	0	0	0	0	0	0	0	0	0	0	1		2	-	2	100.0
Dec 24	Det	W	2	2	4	4	100.0	0	0	2	2	1	1	0	0	1	1	51	14	29, 27, 35, 51	6	-	1	16.7
Dec 31	@ Bal	W	4	4	1	1	100.0	0	0	0	0	1	1	0	0	0	0	32	147	32	6	-	0	0.0
<b>Totals</b>		<b>7-8</b>	<b>31</b>	<b>33</b>	<b>18</b>	<b>20</b>	<b>90.0</b>	<b>0</b>	<b>0</b>	<b>6</b>	<b>6</b>	<b>7</b>	<b>8</b>	<b>4</b>	<b>5</b>	<b>1</b>	<b>1</b>	<b>51</b>	<b>85</b>		<b>65</b>	<b>-</b>	<b>30</b>	<b>46.2</b>

## 2018 Cincinnati Bengals

Date	Opp	W/L	PAT		FG			1-19		20-29		30-39		40-49		50+		LG	Pts	Kick-by-Kick	Kickoffs			
			Ma	Att	Ma	Att	Pct	Ma	Att	Ma	Att	Ma	Att	Ma	Att	Ma	Att				No	InEZ	TB	PctTB
Sept 9	@ Ind	W	4	4	2	2	100.0	0	0	0	0	1	1	1	1	0	0	42	10	42, 39	7	-	5	71.4
Sept 13	Bal	W	4	4	2	2	100.0	0	0	1	1	0	0	1	1	0	0	40	10	28, 40	7	-	6	85.7
Sept 23	@ Car	L	3	3	0	1	0.0	0	0	0	0	0	0	0	0	0	1	0	3		4	-	4	100.0
Sept 30	@ Atl	W	4	4	1	1	100.0	0	0	0	0	1	1	0	0	0	0	36	7	36	7	-	3	42.9
Oct 7	Mia	W	3	3	2	3	66.7	0	0	1	1	0	1	0	0	1	1	51	9	37b, 51, 20	6	-	3	50.0
Oct 14	Pit	L	3	3	0	0	0.0	0	0	0	0	0	0	0	0	0	0	0	3		4	-	2	50.0
Oct 21	@ KC	L	1	1	1	1	100.0	0	0	0	0	1	1	0	0	0	0	33	4	33	3	-	2	66.7
Oct 28	TB	W	4	5	1	1	100.0	0	0	0	0	0	0	1	1	0	0	44	7	44	6	-	5	83.3
Nov 11	NO	L	2	2	0	0	0.0	0	0	0	0	0	0	0	0	0	0	0	2		4	-	4	100.0
Nov. 18	@ Bal	L	3	3	0	1	0.0	0	0	0	0	0	0	0	0	0	1	0	3	52wr	4	-	0	0.0
Nov 25	Cle	L	2	3	0	1	0.0	0	0	0	0	0	0	0	0	0	1	0	2	54b	4	-	1	25.0
Dec 2	Den	L	1	1	1	1	100.0	0	0	0	0	1	1	0	0	0	0	35	4	35	3	-	3	100.0
Dec 9	@ LAC	L	0	0	3	3	100.0	0	0	1	1	0	0	2	2	0	0	47	9	47, 23, 46	5	-	2	40.0
Dec 16	Oak	W	3	3	3	3	100.0	0	0	1	1	2	2	0	0	0	0	38	12	34, 38, 23	7	-	4	57.1
Dec 23	@ Cle	L	1	1	1	1	100.0	0	0	0	0	0	0	0	0	1	1	51	4	51	4	-	1	25.0
Dec 30	@ Pit	L	1	1	2	2	100.0	0	0	0	0	1	1	1	1	0	0	49	7	49, 32	4	-	1	25.0
<b>Totals</b>		<b>6-10</b>	<b>39</b>	<b>41</b>	<b>19</b>	<b>23</b>	<b>82.6</b>	<b>0</b>	<b>0</b>	<b>4</b>	<b>4</b>	<b>7</b>	<b>8</b>	<b>6</b>	<b>6</b>	<b>2</b>	<b>5</b>	<b>51</b>	<b>96</b>		<b>78</b>	<b>-</b>	<b>46</b>	<b>58.9</b>

# RANDY BULLOCK'S GAME-BY-GAME CONT.

## 2019 Cincinnati Bengals

Date	Opp	W/L	PAT		FG			1-19		20-29		30-39		40-49		50+		LG	Pts	Kick-by-Kick	Kickoffs			
			Ma	Att	Ma	Att	Pct	Ma	Att	Ma	Att	Ma	Att	Ma	Att	Ma	Att				No	InEZ	TB	PctTB
Sept 8	@ Sea	L	2	2	2	3	66.7	0	0	1	1	1	1	0	1	0	0	39	8	39, 45wl, 27	5	-	4	80.0
Sept 15	SF	L	2	2	1	2	50.0	0	0	0	0	1	1	0	0	0	1	37	5	52wl, 37	4	-	3	75.0
Sept 22	@ Buf	L	2	2	1	1	100.0	0	0	0	0	0	0	1	1	0	0	43	5	43	4	-	3	75.0
Sept 30	@ Pit	L	0	0	1	1	100.0	0	0	1	1	0	0	0	0	0	0	28	3	28	2	-	2	100.0
Oct 6	Ari	L	2	2	3	3	100.0	0	0	2	2	0	0	1	1	0	0	48	11	23, 48, 23	6	-	4	66.7
Oct 13	@ Bal	L	2	2	1	1	100.0	0	0	1	1	0	0	0	0	0	0	22	5	22	3	-	2	66.7
Oct 20	Jax	L	2	2	1	1	100.0	0	0	0	0	1	1	0	0	0	0	38	5	38	3	-	3	100.0
Oct 27	@ LAR	L	1	1	1	1	100.0	0	0	1	1	0	0	0	0	0	0	28	4	28	3	-	2	66.7
Nov. 10	Bal	L	1	1	2	2	100.0	0	0	0	0	1	1	1	1	0	0	42	7	42, 39	4	-	3	75.0
Nov. 17	@ Oak	L	1	1	1	2	50.0	0	0	0	0	0	0	1	1	0	1	40	4	53wl, 40	3	-	3	100.0
Nov. 24	Pit	L	1	1	1	1	100.0	0	0	1	1	0	0	0	0	0	0	27	4	27	3	-	2	66.7
Dec. 1	NYJ	W	2	2	2	3	66.7	0	0	1	1	0	0	1	2	0	0	47	8	24, 48wr, 47	5	-	3	60.0
Dec. 8	@ Cle	L	1	1	4	4	100.0	0	0	1	1	1	1	2	2	0	0	46	13	34, 44, 28, 46	5	-	3	60.0
Dec. 15	NE	L	1	1	2	2	100.0	0	0	0	0	1	1	1	1	0	0	48	7	34, 48	3	-	1	33.3
Dec. 22	@ Mia	L	1	1	2	2	100.0	0	0	1	1	0	0	0	0	1	1	57	7	20, 57	6	-	4	66.7
Dec. 29	Cle	W	3	4	2	2	100.0	0	0	0	0	0	0	2	2	0	0	47	9	47, 46	7	-	4	57.1
<b>Totals</b>		<b>2-14</b>	<b>24</b>	<b>25</b>	<b>27</b>	<b>31</b>	<b>87.1</b>	<b>0</b>	<b>0</b>	<b>10</b>	<b>10</b>	<b>6</b>	<b>6</b>	<b>10</b>	<b>12</b>	<b>1</b>	<b>3</b>	<b>57</b>	<b>105</b>		<b>66</b>	<b>-</b>	<b>46</b>	<b>69.6</b>

## 2020 Cincinnati Bengals

Date	Opp	W/L	PAT		FG			1-19		20-29		30-39		40-49		50+		LG	Pts	Kick-by-Kick	Kickoffs			
			Ma	Att	Ma	Att	Pct	Ma	Att	Ma	Att	Ma	Att	Ma	Att	Ma	Att				No	InEZ	TB	PctTB
Sept 13	LAC	L	1	1	2	3	66.7	0	0	0	0	0	1	1	1	1	1	50	7	50, 43, 31wr	4	-	3	75.0
Sept 17	@ Cle	L	3	3	3	3	100.0	0	0	1	1	1	1	1	1	0	0	43	12	38, 43, 27	6	-	6	100.0
Sept 27	@ Phi	T	2	2	3	3	100.0	0	0	1	1	1	1	1	1	0	0	48	11	48, 31, 25	6	-	5	83.3
Oct 4	Jax	W	3	3	4	4	100.0	0	0	0	0	2	2	2	2	0	0	46	15	35, 40, 46, 30	7	-	7	100.0
Oct 11	@ Bal	L	0	0	1	1	100.0	0	0	0	0	1	1	0	0	0	0	38	3	38	2	-	1	50.0
Oct 18	@ Ind	L	3	3	2	3	66.7	0	0	0	0	0	0	1	2	1	1	55	9	47, 55, 48ru	6	-	5	83.3
Oct 25	Cle	L	4	4	2	2	100.0	0	0	1	1	1	1	0	0	0	0	37	10	37, 23	7	-	5	71.4
Nov 1	Ten	W	4	4	1	1	100.0	0	0	0	0	1	1	0	0	0	0	33	7	33	6	-	4	66.7
Nov 15	@ Pit	L	1	1	1	1	100.0	0	0	0	0	1	1	0	0	0	0	37	4	37	3	-	0	0.0
Nov 22	@ Was	L	0	1	1	3	33.3	0	0	0	0	0	1	0	0	1	2	53	3	34ru, 53, 58ru	3	-	2	66.7
Nov 29	NYG	L	2	2	1	1	100.0	0	0	0	0	0	0	1	1	0	0	44	5	44	4	-	2	50.0
Dec 6	@ Mia	L	1	1	0	1	0.0	0	0	0	0	0	0	0	0	0	1	0	1	53wl	2	-	2	100.0
Dec 13	Dal	L										Inactive												
Dec 21	Pit	W										Inactive												
Dec 27	@ Hou	W										Inactive												
Jan 3	Bal	L										Inactive												
<b>Totals</b>		<b>2-9-1</b>	<b>24</b>	<b>25</b>	<b>21</b>	<b>26</b>	<b>80.8</b>	<b>0</b>	<b>0</b>	<b>3</b>	<b>3</b>	<b>8</b>	<b>10</b>	<b>7</b>	<b>8</b>	<b>3</b>	<b>5</b>	<b>55</b>	<b>87</b>		<b>56</b>	<b>-</b>	<b>42</b>	

## 2021 Tennessee Titans

Date	Opp	W/L	PAT		FG			1-19		20-29		30-39		40-49		50+		LG	Pts	Kick-by-Kick	Kickoffs			
			Ma	Att	Ma	Att	Pct	Ma	Att	Ma	Att	Ma	Att	Ma	Att	Ma	Att				No	InEZ	TB	PctTB
Sept 12	Ari	L										Practice Squad												
Sept 19	@ Sea	W	3	3	4	5	80.0	0	0	1	1	3	3	0	1	0	0	36	15	33, 30, 24, 44wr, 36	7	4	4	57.1
Sept 26	Ind	W	2	2	1	1	100.0	0	0	0	0	1	1	0	0	0	0	32	5	32	5	3	3	60.0
Oct 3	@ NYJ	L	1	1	3	4	75.0	0	0	0	0	1	1	2	3	0	0	46	10	44, 46, 36, 49wl	7	5	3	42.9
Oct 10	@ Jax	W	4	5	1	1	100.0	0	0	0	0	1	1	0	0	0	0	34	7	34	7	5	3	42.9
Oct 18	Buf	W	4	4	2	2	100.0	0	0	0	0	1	1	1	1	0	0	43	10	43, 38	7	7	4	57.1
Oct 24	KC	W	3	3	2	2	100.0	0	0	0	0	1	1	0	0	1	1	51	9	34, 51	6	6	6	100.0
Oct 31	@ Ind	W	4	4	2	2	100.0	0	0	0	0	0	0	2	2	0	0	46	10	46, 44	7	7	4	57.1
Nov 7	@ LAR	W	4	4	0	0	-	0	0	0	0	0	0	0	0	0	0	-	4		5	3	3	60.0
Nov 14	NO	W	2	2	3	3	100.0	0	0	1	1	2	2	0	0	0	0	36	11	28, 36, 36	6	2	0	0.0
Nov 21	Hou	L	1	2	0	0	-	0	0	0	0	0	0	0	0	0	0	-	1		3	2	2	66.7
Nov 28	@ NE	L	1	2	0	1	0.0	0	0	0	0	0	0	0	1	0	0	-	1	44ru	3	2	0	0.0
Dec 12	Jax	W	2	2	2	3	66.7	0	0	1	1	0	0	1	2	0	0	44	8	47wr, 44, 29	5	5	4	80.0
Dec 19	@ Pit	L	1	1	2	2	100.0	0	0	1	1	1	1	0	0	0	0	32	7	26, 32	4	2	2	50.0
Dec 23	SF	W	2	2	2	2	100.0	0	0	0	0	1	1	1	1	0	0	44	8	33, 44	5	5	5	100.0
Jan 2	Mia	W	4	4	2	2	100.0	0	0	1	1	0	0	1	1	0	0	44	10	23, 44	7	5	5	71.4
Jan 9	@ Hou	W	4	4	0	1	0.0	0	0	0	0	0	0	0	1	0	0	-	4	42wl	5	3	2	40.0
<b>Totals</b>		<b>12-5</b>	<b>42</b>	<b>45</b>	<b>26</b>	<b>31</b>	<b>83.9</b>	<b>0</b>	<b>0</b>	<b>5</b>	<b>5</b>	<b>12</b>	<b>12</b>	<b>8</b>	<b>13</b>	<b>1</b>	<b>1</b>	<b>51</b>	<b>120</b>		<b>89</b>	<b>66</b>	<b>50</b>	<b>56.2</b>
<b>Playoffs</b>																								
Jan 22	Cin	L	1	1	1	1	100.0	0	0	0	0	1	1	0	0	0	0	34	4	34	4	1	1	25.0
<b>Totals</b>		<b>0-1</b>	<b>1</b>	<b>1</b>	<b>1</b>	<b>1</b>	<b>100.0</b>	<b>0</b>	<b>0</b>	<b>0</b>	<b>0</b>	<b>1</b>	<b>1</b>	<b>0</b>	<b>0</b>	<b>0</b>	<b>0</b>	<b>34</b>	<b>4</b>		<b>4</b>	<b>1</b>	<b>1</b>	<b>25.0</b>



## RANDY BULLOCK'S GAME-BY-GAME CONT.

### 2022 Tennessee Titans

Date	Opp	W/L	PAT		FG			1-19		20-29		30-39		40-49		50+		LG	Pts	Kick-by-Kick	Kickoffs			
			Ma	Att	Ma	Att	Pct	Ma	Att	Ma	Att	Ma	Att	Ma	Att	Ma	Att				No	InEZ	TB	PctTB
Sept 11	NYG	L	2	2	2	3	66.7	0	0	1	1	0	0	1	2	0	0	46	8	46, 23, 47wl	5	5	3	60.0
Sept 19	@ Buf																							
Sept 25	LV																							
Oct 2	@ Ind																							
Oct 9	@ Was																							
Oct 23	Ind																							
Oct 30	@ Hou																							
Nov 6	@ KC																							
Nov 13	Den																							
Nov 17	@ GB																							
Nov 27	Cin																							
Dec 4	@ Phi																							
Dec 11	Jax																							
Dec 18	@ LAC																							
Dec 24	Hou																							
Dec 29	Dal																							
Jan 7/8	@ Jax																							
<b>Totals</b>		<b>0-1</b>	<b>2</b>	<b>2</b>	<b>2</b>	<b>3</b>	<b>66.7</b>	<b>0</b>	<b>0</b>	<b>1</b>	<b>1</b>	<b>0</b>	<b>0</b>	<b>1</b>	<b>2</b>	<b>0</b>	<b>0</b>	<b>46</b>	<b>8</b>		<b>5</b>	<b>5</b>	<b>3</b>	<b>60.0</b>

## RANDY BULLOCK'S NFL STATISTICS

REGULAR SEASON			PAT		FG			1-19		20-29		30-39		40-49		50+		Kickoffs			
Date	Team	GP	Ma	Att	Ma	Att	Pct	Ma	Att	Ma	Att	Ma	Att	Ma	Att	Ma	Att	No	InEZ	TB	PctTB
2012	Houston	0	Injured		Reserve																
2013	Houston	16	26	26	26	35	74.3	1	1	7	7	5	5	12	17	1	5	67	55	29	43.3
2014	Houston	16	40	40	30	35	85.7	0	0	6	7	13	15	7	8	4	5	84	73	40	47.6
2015	HOU/NYJ	11	22	25	19	23	82.6	1	1	4	4	6	6	8	11	0	1	55	54	30	54.5
2016	NYG/PIT/CIN	5	9	10	8	9	88.9	0	0	4	4	2	2	2	3	0	0	23	16	14	60.9
2017	Cincinnati	15	31	33	18	20	90.0	0	0	6	6	7	8	4	5	1	1	65	39	30	46.2
2018	Cincinnati	16	39	41	19	23	82.6	0	0	4	4	7	8	6	6	2	5	78	61	45	57.7
2019	Cincinnati	16	24	25	27	31	87.1	0	0	10	10	6	6	10	12	1	3	66	55	46	69.7
2020	Cincinnati	12	24	25	21	26	80.8	0	0	3	3	8	10	7	8	3	5	56	46	42	75.0
2021	Tennessee	16	42	45	26	31	83.9	0	0	5	5	12	12	8	13	1	1	89	66	50	56.2
2022	Tennessee	1	2	2	2	3	66.7	0	0	1	1	0	0	1	2	0	0	5	5	3	60.0
<b>NFL Totals</b>		<b>124</b>	<b>259</b>	<b>272</b>	<b>196</b>	<b>236</b>	<b>83.1</b>	<b>2</b>	<b>2</b>	<b>50</b>	<b>51</b>	<b>66</b>	<b>72</b>	<b>65</b>	<b>85</b>	<b>13</b>	<b>26</b>	<b>588</b>	<b>470</b>	<b>329</b>	<b>56.0</b>

PLAYOFFS			PAT		FG			1-19		20-29		30-39		40-49		50+		Kickoffs			
Date	Team	GP	Ma	Att	Ma	Att	Pct	Ma	Att	Ma	Att	Ma	Att	Ma	Att	Ma	Att	No	InEZ	TB	PctTB
2021	Tennessee	1	1	1	1	1	100.0	0	0	0	0	1	1	0	0	0	0	4	1	1	25.0
<b>Playoff Totals</b>		<b>1</b>	<b>1</b>	<b>1</b>	<b>1</b>	<b>1</b>	<b>100.0</b>	<b>0</b>	<b>0</b>	<b>0</b>	<b>0</b>	<b>1</b>	<b>1</b>	<b>0</b>	<b>0</b>	<b>0</b>	<b>0</b>	<b>4</b>	<b>1</b>	<b>1</b>	<b>25.0</b>

### Single-Game Highs

Field Goals Made - 6 vs. Baltimore (12/21/14)  
 Field Goal Attempts - 6 vs. Baltimore (12/21/14)  
 Longest Field Goal - 57 at Miami (12/22/19)  
 PATs Made - 6 vs. Tennessee (11/30/14)  
 PATs Attempted - 6 vs. Tennessee (11/30/14)  
 Points - 19 vs. Baltimore (12/21/14)  
 Special Teams Tackles - 1 (2013), 1 (2014), 1 (2016)

### Playoff Single-Game Highs

Field Goals Made - 1 vs. Cincinnati (1/22/22)  
 Field Goal Attempts - 1 vs. Cincinnati (1/22/22)  
 Longest Field Goal - 34 vs. Cincinnati (1/22/22)  
 PATs Made - 1 vs. Cincinnati (1/22/22)  
 PATs Attempted - 1 vs. Cincinnati (1/22/22)  
 Points - 4 vs. Cincinnati (1/22/22)

### Game-Winning Field Goals\*

9/9/13 at San Diego (41 yards)  
 12/6/15 at N.Y. Giants (31 yards, OT)  
 12/19/15 at Dallas (40 yards)  
 10/28/18 vs. Tampa Bay (44 yards)  
 9/19/21 at Seattle (36 yards, OT)  
 10/31/21 at Indianapolis (44 yards, OT)  
 12/23/21 vs. San Francisco (44 yards)

\* A game-winning field goal is defined as one that was the final score of the game and gave the kicker's team the lead at any time in the fourth quarter or overtime.



# 16 TREYTON BURKS

WIDE RECEIVER • 6'2" • 225 LBS • COLLEGE: ARKANSAS

ACQUIRED: 1ST ROUND - 2022

NFL EXPERIENCE (NFL/TITANS): ROOKIE • HOMETOWN: WARREN, ARK.

GAMES PLAYED/GAMES STARTED: 1/0 (PLAYOFFS: 0/0)



**PRO:** The Titans selected Treyton Burks in the first round (18th overall) of the 2022 NFL Draft. The 6-foot-2-inch, 225-pounder brings a rare combination of size, speed and sure hands. The Arkansas product is a powerful runner with the ball in his hands, and he can be used all over the offensive formation as well as in the return game. In three college seasons (2019-21), he became the sixth all-time leading receiver in Razorbacks history (146 receptions for 2,399 yards) and tied for the fifth-most touchdown catches in school annals (18). He was drafted with the highest pick of any Arkansas player since Darren McFadden was taken fourth overall in 2008, and he was the first Arkansas wide receiver to be selected in the first round since Matt Jones was taken 21st overall by Jacksonville in 2006.

## CAREER HIGHLIGHTS:

- As a junior at Arkansas in 2021, Burks was named first-team All-SEC after totaling 66 receptions (seventh in the SEC) for 1,104 yards (fourth) and 11 touchdowns (fourth). His 92.0 receiving yards per game ranked third in the SEC behind only Jameson Williams (104.8) and Wan'Dale Robinson (102.6).
- As a sophomore in 2020, he was named second-team All-SEC after contributing 51 receptions for 820 yards and seven touchdowns. His 91.1 receiving yards per game ranked third in the SEC behind only Elijah Moore (149.1) and DeVonta Smith (142.8).

## TITANS TIDBITS:

- Burks is a hunting and fishing enthusiast. He is an experienced wild boar hunter, which involves hunting the animals with only his dogs and a knife.
- He lists "The Sandlot" and "Home Alone" among his favorite movies.
- Some of Burks' work ethic was developed on the farm of his great-grandfather, Joe Burks, as he would do everything from bailing hay to working in the chicken house.
- Burks has two dogs, a pair of American bullies named Zara and Zazu.

## CAREER TRANSACTIONS:

- The Warren, Ark., native was selected by the Titans in the first round (18th overall) of the 2022 NFL Draft.

## SEASON RECAPS:

### 2022 (1/0):

- Against N.Y. Giants (9/11), made his NFL debut as a reserve at wide receiver and snared three receptions for 55 yards. Since 1970, his 55 receiving yards ranked sixth among Titans/Oilers rookies and first-year players in a Week 1 game. Snared his first career reception for 20 yards to set up the Titans' first touchdown of the season in the opening stanza. Set up the Titans' second touchdown with a 27-yard reception in the third quarter.

## COLLEGE:

- One of the most accomplished wide receivers in Arkansas history, Burks appeared in 32 career games with 30 starts in three seasons with the Razorbacks. He totaled 146 receptions for 2,399 yards and 18 touchdowns to go along with 32 rushing attempts for 222 yards and one score. He returned 13 punts for 134 yards (10.3-yard average) and returned 11 kickoff returns for 226 yards (20.5 avg.). At the conclusion of his collegiate career, he ranked sixth in Razorbacks history in career receptions and receiving yards, and his touchdown reception total tied for fifth all-time. He set an Arkansas record with 10 career 100-yard receiving games, including a school-record six 100-yard receiving performances in his final year. He

earned All-SEC honors in each of his three seasons: in 2019, second-team All-SEC as a returner and All-Freshman as a receiver; second-team All-SEC in 2020; and first-team All-SEC in 2021.

**AS A JUNIOR (2021),** started 12 games, totaling 66 catches for 1,104 yards and 11 touchdowns to earn first-team All-SEC honors. He became the fourth pass catcher in Arkansas history to post a 1,000-yard receiving season and the first since 2012.

- Against Georgia Southern (9/18), notched his first 100-yard game of the season with 127 yards on three catches, including a 91-yard touchdown.
- Against Texas A&M (9/25), posted his second straight 100-yard game in the Southwest Classic victory, catching six passes for 167 yards, including an 85-yard touchdown.
- At Ole Miss (10/9), posted seven catches for 136 yards and a score.
- Against Auburn (10/16), registered his fourth 100-yard game in a five-game span with nine receptions for 109 yards and two touchdowns.
- Against Arkansas-Pine Bluff (10/23), established career highs with 56 rushing yards and one rushing touchdown, including a career-long 49-yard rushing score. He added 89 yards on four receptions.
- At Alabama (11/20), totaled a season-best 179 yards receiving on eight catches and matched a career-best with two touchdowns.
- Against Missouri (11/26), set a school record with his sixth 100-yard game of the season with 179 yards on seven catches in the Battle Line Rivalry win.

**AS A SOPHOMORE (2020),** played and started in nine games. Earned second-team All-SEC honors and named to the 2020 Fall SEC Academic Honor Roll. Led the team with 51 catches, 820 yards (16.1 avg.) and seven touchdowns. Also returned one punt for four yards. Finished third in the SEC with an average of 91.1 receiving yards per game and ranked fifth in total receiving yards, despite missing one game. Was one of only two FBS receivers, joining Florida's Kadarius Toney, to log 800-plus receiving yards and 70-plus rushing yards. Accrued six games with at least 90 receiving yards and four games of 100-plus receiving yards. Became the first Arkansas receiver to record four 100-yard receiving games in the same season since Cobi Hamilton in 2012. Totaled four catches of 50-plus yards, which tied for sixth-most in FBS.

- Against Georgia (9/26), recorded seven receptions for 102 yards in the season opener, including a 49-yard touchdown reception that was the first scoring reception of his career.
- Against Ole Miss (10/17), returned from an injury to notch a career-high 11 catches for 137 yards with a touchdown. Also rushed for a career-high 46 yards in the win. Became the first Razorback receiver to have at least 11 catches since Cobi Hamilton in 2012 against Texas A&M.
- At Texas A&M (10/31), recorded seven catches for 117 yards and two touchdowns, notching his second consecutive 100-yard game. Recorded the first two-touchdown game of his career and became the first Razorback to log back-to-back 100-yard receiving games since Keon Hatcher in 2016.
- Against Tennessee (11/7), caught a 57-yard touchdown pass to become the first Razorback to record a receiving touchdown in three straight games since Jonathan Nance in 2017.
- Against Louisiana State (11/21), hauled in five catches for 90 yards and a 65-yard touchdown.
- At Missouri (12/5), totaled 10 catches for 206 yards with a touchdown, while also rushing three times for 14 yards. Tallied the fifth-most single-game receiving yards in program history. Scored his seventh touchdown of the year on a 68-yard reception.

**AS A FRESHMAN (2019)**, played in 11 games with nine starts. Named second-team All-SEC as a returner and added SEC All-Freshman honors as a receiver. Hauled in 29 passes for a team-high 475 yards. Averaged 16.4 yards per catch and 43.2 yards per game, both ranking second among conference freshmen. As the team's main punt returner, fielded 12 punts for 130 yards, averaging 10.8 yards per return. Also returned 10 kickoffs for 226 yards. Finished second on the team in all-purpose yards with 866, averaging 78.7 per game.

- Against Portland State (8/31), began his collegiate career with three catches for 52 yards and two punt returns for 16 yards.
- Against Colorado State (9/14), posted a season-high four catches and 92 receiving yards.
- Against Texas A&M (9/28), put up four receptions for 58 yards and a career-long 32-yard punt return.
- Against Mississippi State (11/2), posted career highs with five kickoff returns and 134 kickoff return yards, including a career-long 42-yard kickoff return.
- At Louisiana State (11/23), totaled 80 yards on three catches, including receptions of 31 and 38 yards.
- Majored in communications at Arkansas.

#### PERSONAL:

- Engaged to Shelby Pearlman.
- Attended Warren (Ark.) High School, where he closed his high school career with 151 receptions for 3,403 yards and 43 touchdowns for the Lumberjacks. Rated a four-star prospect by Rivals, 247Sports and ESPN, and billed as the top player in the state of Arkansas by 247Sports. Slotted as the No. 11 wide receiver in the nation by ESPN.
- Also lettered in basketball, baseball and track.
- As a high school senior, hauled in eight catches for 244 yards, scoring four times before a season-ending injury. Also passed for three touchdowns. Played on both sides of the ball, tallying 17 tackles with one sack, two forced fumbles and a fumble recovery.
- As a high school junior, totaled 1,090 receiving yards and 12 touchdowns on 45 catches in 2017. Also rushed for 936 yards on 114 carries, scoring 27 touchdowns and helping the team to a 13-2 mark and a berth in the Arkansas 4A state championship game.
- Son of Shafreda Strickland and has one brother and two sisters.
- Follow Burks on Twitter at @TreytonBurks.

- Follow Burks on Instagram at @treyton\_burks13.
- Born Treyton Burks on March 23, 2000 in Flint, Mich.

## TREYTON BURKS' COLLEGE STATISTICS

Year	Team	GP	GS	RECEIVING					TD	RUSHING				
				No	Yds	Avg	Lg			Att	Yds	Avg	Lg	TD
2019	Arkansas	11	9	29	475	16.4	38		0	9	35	3.9	11	0
2020	Arkansas	9	9	51	820	16.1	68t		7	15	75	5.0	18	0
2021	Arkansas	12	12	66	1,104	16.7	91t		11	14	112	8.0	49t	1
<b>College Totals</b>		<b>32</b>	<b>30</b>	<b>146</b>	<b>2,399</b>	<b>16.4</b>	<b>91t</b>		<b>18</b>	<b>32</b>	<b>222</b>	<b>5.8</b>	<b>49t</b>	<b>1</b>

Year	Team	PUNT RETURNS					KICKOFF RETURNS				
		No	Yds	Avg	Lg	TD	No	Yds	Avg	Lg	TD
2019	Arkansas	12	130	10.8	32	0	10	226	22.6	42	0
2020	Arkansas	1	4	4.0	4	0	0	0	-	-	0
2021	Arkansas	0	0	-	-	0	1	0	0.0	0	0
<b>College Totals</b>		<b>13</b>	<b>134</b>	<b>10.3</b>	<b>32</b>	<b>0</b>	<b>11</b>	<b>226</b>	<b>20.5</b>	<b>42</b>	<b>0</b>

#### Single-Game Highs

Receptions - 11 vs. Mississippi (10/17/20)  
 Receiving Yards - 206 vs. Missouri (12/5/20)  
 Long Reception - 91 vs. Georgia Southern (9/18/21)  
 Receiving Touchdowns - 2 (Four times, last at Alabama 11/20/21)  
 Rushing Attempts - 4 (Twice, last vs. Mississippi 10/17/20)  
 Rushing Yards - 56 vs. Arkansas-Pine Bluff (10/23/21)  
 Rushing Touchdowns - 1 vs. Arkansas-Pine Bluff (10/23/21)  
 Long Rush - 49 vs. Arkansas-Pine Bluff (10/23/21)

Punt Returns - 3 vs. Colorado State (9/14/19)  
 Punt Return Yards - 35 vs. Texas A&M (9/28/19)  
 Long Punt Return - 32 vs. Texas A&M (9/28/19)  
 Kickoff Returns - 5 vs. Mississippi State (11/2/19)  
 Kickoff Return Yards - 134 vs. Mississippi State (11/2/19)  
 Long Kickoff Return - 42 vs. Mississippi State (11/2/19)

TREYLON BURKS' GAME-BY-GAME

2022 Tennessee Titans					RECEIVING									
Date	Opp.	W/L	P/S	No	Yds	Avg	Lg	TD						
Sept 11	NYG	L	p	3	55	18.3	27	0	Dec 4	@	Phi			
Sept 19	@ Buf								Dec 11		Jax			
Sept 25	LV								Dec 18	@	LAC			
Oct 2	@ Ind								Dec 24		Hou			
Oct 9	@ Was								Dec 29		Dal			
Oct 23	Ind								Jan 7/8	@	Jax			
Oct 30	@ Hou								Totals			0-1	1/0	3
Nov 6	@ KC													55
Nov 13	Den													18.3
Nov 17	@ GB													27
Nov 27	Cin													0

TREYLON BURKS' NFL STATISTICS

REGULAR SEASON				RECEIVING					RUSHING				
Year	Team	GP	GS	No	Yds	Avg	Lg	TD	Att	Yds	Avg	Lg	TD
2022	Tennessee	1	0	3	55	18.3	27	0	0	0	-	0	0
NFL Totals		1	0	3	55	18.3	27	0	0	0	-	0	0


Single-Game Highs  
Receptions - 3 vs. N.Y. Giants (9/11/22)  
Receiving Yards - 55 vs. N.Y. Giants (9/11/22)  
Long Reception - 27 vs. N.Y. Giants (9/11/22)  
Receiving Touchdowns -





# 31 KEVIN BYARD

**SAFETY • 5'11" • 212 LBS • COLLEGE: MIDDLE TENNESSEE STATE**  
**ACQUIRED: 3RD ROUND - 2016**  
**NFL EXPERIENCE (NFL/TITANS): 7/7 • HOMETOWN: LITHONIA, GA.**  
**GAMES PLAYED/GAMES STARTED: 98/89 (PLAYOFFS: 7/7)**



**Captain: 2019, 2020, 2021, 2022**



**Pro Bowl: 2017, 2021**



**Community Man of the Year: 2020**

**PRO:** Since the Titans selected Kevin Byard with the first pick of the third round in the 2016 NFL Draft, he has established himself as one of the premier safeties in the NFL and one of the best at his position in franchise history. During his first six seasons, he contributed to six consecutive winning seasons and did not miss a single game. He finished the 2021 campaign as a three-time team captain, two-time Pro Bowl selection and a two-time Associated Press first-team All-Pro. His interception total was 11th on the franchise's all-time list and sixth among all Titans/Oilers safeties. From 2017 through 2021, Byard led all NFL safeties and ranked third among all players with 23 interceptions. The 5-foot-11-inch, 212-pound defender is a product of Middle Tennessee State University, where he earned a reputation as a sideline-to-sideline, ball-hawking safety who plays with tremendous intelligence and effort.

## CAREER HIGHLIGHTS:

- In 2021, Byard was announced as a starter to his second career Pro Bowl and earned first-team Associated Press All-Pro honors for the second time in his career. He joined Bruce Matthews (1999–2000) and Albert Haynesworth (2007–2008) as the franchise's only players in its "Titans era" (since 1999) to earn multiple first-team AP All-Pro honors.
- At the conclusion of 2021, Byard's 88 consecutive starts in the regular season was the leading current streak among all Titans players, ranked first in the NFL among defenders, and was the sixth-longest active streak among all players.
- Byard led the Titans in 2021 with five interceptions and 88 tackles, becoming the franchise's first player to lead the team in tackles and interceptions in the same season since the team began tracking individual tackle statistics in 1974. It was his second consecutive season to lead the club in tackles and the fourth time in his career he was the interceptions leader. Additionally, his 13 passes defended made up the highest total among NFL safeties.
- He scored his first two career touchdowns in 2021—one on a fumble return and one on an interception return—to become the first Titans player with two defensive touchdowns in the same season since linebacker Zach Brown in 2012.
- In 2020, Byard was named the team's Walter Payton Man of the Year for his work in the community.
- Byard led the team and set a career-high in 2020 with 111 tackles.
- From 2017 through 2019, Byard led the NFL with 17 interceptions.
- In 2019, Byard led the team in interceptions (five) for the third consecutive season, while starting every contest for the third consecutive season.
- In 2018, Byard led the team with four interceptions and ranked third on the team with 96 tackles and 10 passes defended.
- In 2017, Byard was named to the Pro Bowl and earned first-team Associated Press All-Pro honors after tying Detroit's Darius Slay for the NFL lead with eight interceptions. He added a pair of fumble recoveries to pace the league with 10 total takeaways.
- His eight interceptions in 2017 tied for seventh in franchise history and made up the highest total by any franchise player since Oilers cornerback Richard Johnson picked off eight passes in 1990.
- In 2016, Byard saw action in all 16 games with seven starts and compiled 63 tackles, a sack, five tackles for loss, three quarterback pressures, four passes defended and 10 special teams tackles. His seven starts were the most by a Titans rookie safety since Michael Griffin (10) in 2007.

## TITANS TIDBITS:

- In May 2022, Martin Luther King Jr. High School in Lithonia, Ga., renamed its updated athletic facilities in Byard's honor. Byard graduated from the school in 2011.

- Along with his wife, Clarke, Byard has made a profound impact in the Nashville community through the Byard Family Legacy Fund. With the mission to "provide ALL families and individuals in our community with hope, making sure everyone who needs it gets a second chance," the organization annually holds a back-to-school program, Thanksgiving dinner, Christmas fundraiser and football camp. It also changes lives through the "Grace Grant," which provides funds to individuals or organizations who need a second chance.
- In 2021, the Byard Family Legacy Fund used its "Grace Grant" to renovate the Davidson County Department of Children's Services' Safe Room. The room is designed to help reduce trauma for children who come into custody for child abuse and/or child neglect.
- In April 2022, Byard served as the honorary chair for the Rally Foundation for Childhood Cancer Research's annual event called "Rally On the Runway," which helped raise more than \$556,000 to fund research and aid families with children fighting cancer.
- In July 2020, Byard was named the official spokesperson for the United Way of Greater Nashville. His first order of business was to participate in the organization's virtual Stuff the Bus school supply drive.
- In August 2020, Byard assisted his wife, Clarke, in the unintentional home birth of their son, Kevin Leon Byard IV. After realizing they were not going to be able to make it to the hospital and their doula needing 30 minutes to get to their home, Byard sprung into action with instructions from the doula. The first: "Let's try and get her in the bathtub." But by this time, his son's head was already visible. The doula told him, "Tell her to start pushing. The baby is coming." Byard recalled: "His face was pointing upward, so I could see his face was real purple. I was nervous about that, so she told me to support his head." In less than 15 minutes, he was holding Kevin IV in his arms. "Once he got his head out, his shoulders and everything just kind of slipped out, and I kind of caught him in my arms. He waited about five seconds, coughed about two or three times, and started crying."
- Byard credits his mother, the late Artina Stanley, for much of his success. Following a divorce when Byard was in ninth grade, his mother moved with the children from Philadelphia to Atlanta. Although it was a financial struggle, Stanley worked long hours to make sure her children received what they needed. Byard claims he and his older brother "had to grow up really fast" as they helped their mother with taking care of the younger kids in the family. In May 2020, Byard was able to accomplish a goal of helping to purchase his mother a new home. She passed away in June 2022.
- The Titans had an inside track in their scouting of Byard. Titans general manager Jon Robinson received glowing reports on Byard from his friend and MTSU recruiting coordinator Steve Ellis. When Robinson was a linebackers coach at Nicholls State, Ellis was one of his pupils, and the two remained close through the years. Additionally, Patrick Callaway, college scout for the Titans, was Byard's high school teammate.
- Byard says his football role models are Ed Reed, Brian Dawkins and Troy Polamalu.
- Byard has aspirations to travel the world, and his bucket list includes setting foot on every continent.

## CAREER TRANSACTIONS:

- The Lithonia, Ga., native was selected by the Titans in the third round (64th overall) of the 2016 NFL Draft.

## SEASON RECAPS:

- 2022 (1/1):** Has led the team in tackles once in 2022 (vs. NYG).
- Against N.Y. Giants (9/11), led the team with 12 tackles.

- 2021 (17/17, 1/1):** Named Associated Press first-team All-Pro and selected

to his second career Pro Bowl. Started all 17 games at safety and tied for fourth in the NFL with a team-leading five interceptions. Led the team with 88 tackles and ranked second on the squad 13 passes defended. Notched a sack, two quarterback pressures, two forced fumbles and a fumble returned for a touchdown. Started the postseason contest and registered three tackles. Ranks third in the NFL with 23 regular season interceptions since the beginning of the 2017 season. Named AFC Defensive Player of the Month for October after registering 27 tackles, three interceptions, including one returned for a touchdown, a fumble recovery for a touchdown, a forced fumble and seven passes defended. Led or tied for the team lead in passes defended five times (vs. IND, at NYJ, at JAX, vs. BUF, at IND). Led the team in tackles once (at NE). Led the team in sacks once (at NE). Tied for the team lead in quarterback pressures once (at NE). Recorded his first career touchdown on a fumble return at Jacksonville (10/10/21). Posted his first career pick six at L.A. Rams (11/7/21).

- Against Arizona (9/12), started at safety and collected two tackles and an interception. Intercepted a Kyler Murray pass intended for Demetrius Harris and returned it 12 yards on third-and-three early in the third quarter.
- Against Indianapolis (9/26), tallied five tackles and a team-best two passes defended. Defended a pass intended for Zach Pascal at the goalline in the third quarter. Broke up a pass intended for Pascal over the middle late in the fourth quarter.
- At Jacksonville (10/10), compiled 11 tackles, an interception, another pass defended and a fumble return for a touchdown. Became the ninth player in Titans/Oilers history with a fumble return for a touchdown and an interception in the same game. Gave the Titans an early 7-0 lead by recovering a Dan Arnold fumble that was forced by Elijah Molden and returning 30 yards for a touchdown early in the first quarter. Broke up a pass intended for Marvin Jones Jr. in the end zone in the fourth quarter. Ended the game with an interception of Trevor Lawrence in the end zone. With his 20th career interception, he moved past Keith Bulluck (19) and Miller Farr (19) for sole possession of 15th place on the franchise's career interception list.
- Against Buffalo (10/18), registered two tackles and an interception. Intercepted a Josh Allen pass that was deflected by Denico Autry and returned it to the Bills' 11-yard line in the second quarter. With an interception in back-to-back games, it marked the fourth time in his career he intercepted at least one pass in consecutive contests.
- Against Kansas City (10/24), collected four tackles with a forced fumble. Forced a Patrick Mahomes fumble that was recovered by Matthias Farley at the Titans' 48-yard line late in the second quarter.
- At Indianapolis (10/31), posted four tackles and three passes defended, including an interception. Batted down a pass intended for Michael Pittman Jr. in the end zone in the first quarter. Broke up a pass intended for Mo Alie-Cox in the third quarter. Set up the Titans' game-winning field goal in overtime by intercepting a Carson Wentz pass intended for Pittman Jr. and returning it 14 yards to the Colts' 32-yard line.
- At L.A. Rams (11/7), tallied three tackles and an interception return for a touchdown. Increased the Titans lead to 14-3 by intercepting a Matthew Stafford pass intended for Robert Woods and returning 24 yards for a touchdown for his first career pick six. Logged his fifth consecutive game with either an interception, forced fumble or fumble recovery.
- Against New Orleans (11/14), collected five tackles with a pass defended. Ended a Saints' drive by breaking up a third-and-seven pass intended for Kevin White late in the third quarter.
- Against Houston (11/21), totaled seven tackles. Registered his 500th career tackle.
- At New England (11/28), led the team with 12 tackles, including his first sack of the season. Teamed with Monty Rice to stuff Damien Harris for no gain on a rush up the middle in the first quarter. Halted a Patriots' drive by sacking Mac Jones for an 11-yard loss on third-and-eight in the third quarter.
- Against Jacksonville (12/12), posted five tackles and a pass defended in the shutout victory. Broke up a deep pass intended for James O'Shaughnessy on a trick play in the third quarter.
- Against San Francisco (12/23), tallied six tackles with a forced fumble while helping limit All-Pro tight end George Kittle to just two receptions for 21 yards. Forced a JaMychal Hasty fumble that went out of bounds in the fourth quarter.
- Against Cincinnati (1/22), started his seventh career postseason contest and posted three tackles.

**2020 (16/16, 1/1):** Started all 16 games at safety and led the team with a career-high 111 tackles. Posted an interception, two quarterback pressures, a stop for loss, seven passes defended and a forced fumble.

Started the postseason contest and collected five tackles and a pass defended. Led or tied for the team lead in tackles four times in 2020 (at DEN, vs. IND, at JAX, at GB). Led or tied for the team lead in passes defended three times in 2020 (at DEN, at CIN, vs. DET). Tied for the team lead in quarterback pressures once in 2020 (at CIN).

- At Denver (9/14), started at safety and led the team with nine tackles. Also posted his first career forced fumble and a pass defended. Gave the Titans offense great field position by forcing a Melvin Gordon III fumble that was recovered by Jeffery Simmons at the Broncos' 23-yard line early in the second quarter. Stuffed Gordon III for no gain on a rush off left end in the final stanza. Broke up a pass intended for Noah Fant late in the fourth quarter.
- At Minnesota (9/27), started at safety and registered four tackles and a pass defended. Sealed the victory by popping loose a deep pass intended for Adam Thielen that was then intercepted by Amani Hooker late in the fourth quarter.
- Against Houston (10/18), started at safety and produced eight tackles. Stopped Brandin Cooks for no gain on a short pass near the goalline in the third quarter. Teamed with Jayon Brown to stonewall David Johnson for a two-yard loss on a rush off right tackle in the third stanza.
- Against Indianapolis (11/12), started at safety and led the team with 10 tackles. Teamed with Kenny Vaccaro to stuff Jonathan Taylor for no gain on a rush off left guard in the third quarter.
- At Baltimore (11/22), started at safety and totaled seven tackles and a pass defended. Broke up a pass intended for Mark Andrews in the end zone in the first quarter.
- At Jacksonville (12/13), started at safety and led the team with 11 tackles.
- Against Detroit (12/20), started at safety and produced 11 tackles, including his first interception of the season, a stop for loss and another pass defended. Teamed with David Long Jr. to stuff Adrian Peterson for a one-yard loss on a rush off left guard in the first quarter. Broke up a pass intended for T.J. Hockenson late in the first quarter. Intercepted a Chase Daniel pass intended for Danny Amendola late in the fourth quarter.
- At Green Bay (12/27), started at safety and tied for the team lead with nine tackles.
- Against Baltimore (1/10) in the Wild Card game, started at safety and posted five tackles, a pass defended and a quarterback pressure. Ended a Ravens' drive by breaking up a third-and-five pass intended for Mark Andrews in the first quarter.

**2019 (16/16, 3/3):** Started all 16 games for the third consecutive season and led the team and tied for fourth in the NFL with five interceptions. Tied for second on the squad with 10 passes defended. Also posted 91 tackles, including two stops for loss, a quarterback pressure and five special teams tackles. Also caught one pass for 11 yards in 2019. Started all three postseason contests and registered 20 tackles, an interception and a special teams tackle. Led or tied for the team lead in passes defended four times (at ATL, vs. BUF, at IND, at HOU).

- At Cleveland (9/8), collected seven tackles and an interception. Intercepted a Baker Mayfield pass intended for Odell Beckham Jr. and returned it 28 yards early in the fourth quarter.
- At Atlanta (9/29), registered eight tackles and a team-best two passes defended. Broke up a pass intended for Austin Hooper late in the third quarter.
- Against Buffalo (10/6), notched seven tackles and two passes defended, including an interception. Set up the Titans' touchdown by intercepting a Josh Allen third-and-five pass in the third quarter. Halted a Bills' drive by knocking down a third-and-six pass intended for Dawson Knox late in the third quarter.
- At Denver (10/13), recorded three tackles and an interception. Notched a special teams tackle on coverage units. Halted a Broncos' drive by intercepting Joe Flacco's deep pass intended for Noah Fant and returning it 25 yards in the third quarter.
- Against L.A. Chargers (10/20), posted eight tackles and a pass defended. Posted his first career reception on a fake punt. Halted the Chargers' opening drive by breaking up a fourth-and-two pass intended for Hunter Henry. Extended the Titans' opening scoring drive with an 11-yard reception from Brett Kern on the fake punt on fourth-and-eight in the opening stanza.
- Against Jacksonville (11/24), notched a season-high 11 tackles and a special teams tackle on coverage units.
- At Indianapolis (12/1), posted four tackles, an interception and a quarterback pressure. Intercepted a Jacoby Brissett pass and returned it 21 yards to the Colts' 14-yard line setting up a Titans' field goal in the third quarter.
- At Houston (12/29), recorded six tackles and an interception. Intercepted

an A.J. McCarron pass intended for Jordan Akins late in the fourth quarter.

- At New England (1/4), posted five tackles. Tied for the team lead with a special teams tackle on coverage units.
- At Baltimore (1/11), recorded 11 tackles and an interception. Intercepted a Lamar Jackson pass intended for Mark Andrews and returned it 31 yards setting up the Titans' opening touchdown in the first quarter. Stuffed Andrews for no gain on a short pass in the right flat early in the fourth quarter.
- At Kansas City (1/19), registered four tackles.

**2018 (16/16):** Started all 16 games for the second consecutive season and led the team with four interceptions. Ranked third on the team with 96 tackles and 10 passes defended. Collected two sacks, four quarterback pressures and six special teams tackles. Also posted a 66-yard touchdown pass on a fake punt. Led the team in tackles once (vs. WAS). Tied for the team lead in passes defended six times (at MIA, vs. PHI, at DAL, vs. NE, at NYG, vs. WAS). Tied for the team lead in quarterback pressures once (vs. NYJ). Tied for the team lead in sacks once (at NYG). Set a career-high with 16 tackles against Washington (12/22/18).

- Against Houston (9/16), tallied four tackles. Gave the Titans a 7-0 lead with a 66-yard touchdown pass to Dane Cruikshank on a fake punt early in the first quarter. It was the longest touchdown pass by a defensive player in the Super Bowl era. Byard became the first primarily defensive player in franchise history to record a touchdown pass. Posted a special teams stop on coverage units.
- Against Philadelphia (9/30), tied a then career-high with 10 tackles, and added a quarterback pressure and a pass defended.
- Against Baltimore (10/14), amassed five tackles, an interception and two quarterback pressures. Registered two special teams stops on coverage units. Teamed with Jayon Brown to stop Hayden Hurst for no gain on a jet sweep in the first quarter. Collected his first interception of the season on a Joe Flacco pass that was deflected by Logan Ryan late in the second quarter.
- At Dallas (11/5), posted five tackles with an interception. Stuffed Ezekiel Elliott for a one-yard loss on a rush off right end early in the first quarter. Halted a potential Cowboys' scoring drive by intercepting a pass intended for Amari Cooper in the back of the end zone in the first quarter.
- Against New England (11/11), notched five tackles and two passes defended. Halted a Patriots' drive by knocking down a third-and-four pass intended for Jacob Hollister in the third quarter.
- Against Jacksonville (12/6), amassed three tackles, including a sack and a quarterback pressure. Ended a Jaguars' drive by sacking Cody Kessler for an eight-yard loss on third-and-nine in the first quarter.
- At N.Y. Giants (12/16), posted three tackles, including a sack, an interception and another pass defended in the Titans' first shutout win since 2000. Collected a special teams tackle on coverage units. Ended the first half by sacking Eli Manning for a 10-yard loss on third-and-10. Halted a potential Giants' scoring drive by intercepting an Eli Manning pass intended for Russell Shepard on third-and-20 in the third quarter. Sealed the shutout by breaking up a fourth-and-goal pass intended for Evan Engram late in the fourth quarter.
- Against Washington (12/22), led the team with a career-best 16 tackles, an interception and another pass defended. Broke up a deep pass over the middle intended for Michael Floyd in the third quarter. Intercepted a Josh Johnson third-and-three pass intended for Josh Doctson late in the fourth quarter.

**2017 (16/16, 2/2):** Selected first-team Associated Press All-Pro at safety and named to his first career Pro Bowl. Started all 16 games and tied for the NFL lead with eight interceptions. Ranked second on the team with 18 passes defended and third on the squad with a career-high 87 tackles. Notched three quarterback pressures, four tackles for loss and two fumble recoveries. Started both postseason contests and led the team with 16 tackles. Named AFC Defensive Player of the Week after tallying eight tackles and two interceptions against Jacksonville (12/31/17). Named AFC Defensive Player of the Week after tying a single-game franchise record with three interceptions at Cleveland (10/22/17). His eight interceptions in 2017 were the most by any franchise player since Oilers cornerback Richard Johnson picked off eight passes in 1990. Collected his first career NFL interception at Houston (10/1/17). Tied a career-high with 10 tackles at Houston (10/1/17). Led or tied for the team lead in passes defended six times (at JAX, at HOU, at CLE, vs. CIN, at PIT, vs. JAX).

- At Jacksonville (9/17), collected nine tackles and a pass defended. Combined with Derrick Morgan to stonewall Leonard Fournette for no gain on a rush off left end in the second quarter. Halted a Jaguars' drive by

batting down a pass intended for Mercedes Lewis on third-and-14 in the third quarter.

- At Houston (10/1), tied a career-high with 10 tackles while posting a team-best two passes defended, including his first career interception. Broke up a pass intended for DeAndre Hopkins in the second quarter. Halted a potential Texans' scoring drive by intercepting a Deshaun Watson pass intended for DeAndre Hopkins just before halftime.
- At Miami (10/8), totaled four tackles, including two stops for loss and a fumble recovery. Stuffed Jarvis Landry for no gain on a short pass in the first quarter. Recovered a Jay Ajayi fumble that was forced by Adoree' Jackson and returned it six yards in the second quarter. Stuffed Ajayi for a one-yard loss on a rush off right guard in the final stanza.
- At Cleveland (10/22), named AFC Defensive Player of the Week after posting two tackles, including a stop for loss and a career-high three interceptions. Tied a single-game franchise record with three interceptions and the feat had only happened nine previous times in team annals. Stonewalled Duke Johnson for a three-yard loss on a short pass in the second quarter. Halted a potential Browns' scoring drive by intercepting a DeShone Kizer pass intended for Rashard Higgins late in the second quarter. Intercepted Kizer for a second time by jumping in front of a pass intended for Bryce Treggs early in the third quarter. Collected his third interception of the afternoon by picking off a Cody Kessler pass intended for David Njoku on third-and-13 in the fourth quarter.
- Against Baltimore (11/5), collected six tackles, two interceptions and another pass defended. With three interceptions at Cleveland and two interceptions against the Ravens, became the first player in franchise history to record five interceptions in a two-game span. Intercepted a Joe Flacco pass intended for Breshad Perriman after Logan Ryan deflected the ball in the first quarter. Hauled in his second interception of the afternoon by picking off a deep pass intended for Benjamin Watson early in the third quarter. Batted down a deep pass intended for Mike Wallace in the end zone late in the fourth quarter.
- At Indianapolis (11/26), registered four tackles and a fumble recovery. Set up the Titans' first touchdown by pouncing on a Marlon Mack fumble on the Colts' four-yard line in the third quarter.
- Against Jacksonville (12/31), named AFC Defensive Player of the Week after tallying eight tackles and two interceptions. Picked off a Blake Bortles pass intended for Allen Hurns on third-and-nine early in the fourth quarter. Sealed the victory by intercepting a Bortles pass intended for James O'Shaughnessy with 10 seconds left in the game.
- At Kansas City (1/6), started at safety and recorded six tackles in his first career postseason game. Stuffed Kareem Hunt for no gain on a short pass in the left flat in the second quarter.
- At New England (1/13), started at safety and finished second on the team with 10 tackles. Teamed with Avery Williamson to stop James White for no gain on a rush up the middle early in the second quarter.

**2016 (16/7):** Played in all 16 games with seven starts as a rookie and finished fifth on the team with 63 tackles. Ranked second on the squad with 10 special teams tackles. Collected a sack, five tackles for loss, three quarterback pressures and four passes defended. Led or tied for the team lead in tackles twice in 2016 (at SD, vs. GB). Tied for the team lead in passes defended twice in 2016 (vs. IND, at SD). Led or tied for the team lead in special teams tackles seven times in 2016 (vs. MIN, at DET, at MIA, vs. JAX, at SD, at CHI, vs. DEN). Appeared in his first career NFL game against Minnesota (9/11/16). Made his first NFL start at safety against Green Bay (11/13/16).

- Against Minnesota (9/11), made his NFL debut as a reserve safety and collected four tackles, including a stop for loss. Notched a special teams tackle on coverage units. Burst through the line and stuffed Adrian Peterson for a five-yard loss on a rush off right tackle at the end of the third quarter.
- Against Jacksonville (10/27), played significant snaps as a reserve at safety and posted five tackles, including two stops for loss. Tied for the team lead with a special teams tackle. Pounced on Chris Ivory for no gain after the running back recovered his own fumble late in the first quarter. Stuffed Blake Bortles for a one-yard loss on a rush off left end in the final quarter.
- At San Diego (11/6), saw significant action as a reserve at safety and tied for the team lead with a career-best 10 tackles, including a stop for loss and a pass defended. Tied for the team lead with a special teams tackle on coverage units. Ended a Chargers' drive by breaking up a third-and-two pass intended for Antonio Gates late in the second quarter. Stuffed Melvin Gordon for a two-yard loss on a rush off left guard late in the second quarter.
- Against Green Bay (11/13), made his first career NFL start at safety and



notched a team-leading nine tackles, including a sack. Ended a Packers' drive by registering his first career sack when he dropped Aaron Rodgers for an eight-yard loss on third-and-eight in the opening stanza.

- At Chicago (11/27), started at safety and registered seven tackles. Led the team with two special teams tackles on coverage units. Defended a deep pass intended for Cameron Meredith in the fourth quarter.
- Against Denver (12/11), started at safety and collected five tackles, two quarterback pressures and a pass defended. Tied for the team lead with a special teams stop.
- Against Houston (1/1), started at safety and registered five tackles, including a stop for loss and a pass defended. Broke up a pass intended for Alfred Blue in the first quarter. Stuffed Jonathan Grimes for no gain on a rush off left tackle on the final play of the first quarter. Stuffed Alfred Blue for no gain on a third-and-goal rush off right tackle in the fourth quarter.

#### **COLLEGE:**

- During a four-year career at Middle Tennessee State, he appeared in 49 games and notched 46 starts at safety. He set school records with 19 career interceptions, 377 interception return yards and four interception returns for touchdowns. He finished sixth in MTSU history with 312 career tackles. In 49 career games, he had a hand in 25 turnovers (19 interceptions, five forced fumbles and one fumble recovery). Had 17 additional career passes defended and five tackles for loss. He was twice named first-team All-Conference USA.
- As a senior (2015), appeared in 12 games with nine starts as a permanent team captain. Ranked fourth on the team with 66 tackles and led the squad with four interceptions and six additional pass breakups. Ranked second among safeties with 718 snaps played. Named first-team All-Conference USA for the second consecutive season. Against North Texas on Nov. 21, 2015, he set the Middle Tennessee State record with his 18th career interception. He picked off another pass the following week to finish his career with 19 interceptions.
- As a junior (2014), played and started all 12 games and led the team with six interceptions. Ranked fourth on the team with 66 tackles, including three tackles for loss, and added four pass breakups, two forced fumbles and a blocked kick. Ranked seventh nationally and first in Conference USA in interceptions. Played a team-high 980 snaps. Named first-team All-Conference USA.
- As a sophomore (2013), played and started all 13 games. Registered a career-best 106 tackles to finish second on the team. Led the team with five interceptions. Also finished with an additional five pass breakups, a forced fumble and a fumble recovery. Equaled his own school mark with two interceptions returned for touchdowns. Led the team with 996 snaps played. Voted honorable mention All-Conference USA.
- As a redshirt freshman (2012), started all 12 games and led the team with four interceptions. Tied for third on the team with 74 tackles and added two pass breakups, two forced fumbles and a hurry. Equaled the school record with two interception returns for touchdowns and set the single-season record for interception return yards with 167. Led the entire team with 925 total snaps played and had 80 or more snaps four times. Named FWAA Freshman All-American, second-team All-SBC. Against Troy (11/24), forced three turnovers in win with two interceptions and a forced fumble to go with a pass breakup and six tackles. Second pick went for 77 yards and game-winning score late in fourth quarter. Named the SBC Defensive Player of the Week and the College Performance Awards National Defensive Back of the Week.

- As a freshman (2011), redshirted.
- Graduated in May 2015 with a degree in liberal studies.

#### **PERSONAL:**

- He splits time between Nashville and Lithonia, Ga., with his wife, Clarke, their daughter, Eliana, and their son, Kevin Leon Byard IV.
- Attended M.L. King (Lithonia, Ga.), where as a senior he totaled 94 tackles, two interceptions, two blocked punts, and two fumble recoveries on defense. On offense, he recorded 35 receptions for 723 yards and six touchdowns, as well as 245 rushing yards and two rushing touchdowns. Also returned 12 kickoffs for 350 yards and a touchdown.
- Voted Class AAAAA first-team all-state by the Atlanta Journal Constitution and the Associated Press. Earned all-region honors on offense and defense, while also garnering all-area and all-county accolades.
- Also lettered in track as a high school athlete.
- Byard has three brothers and three sisters and is the second oldest of the group.
- List of favorites: (TV show) "Martin"; (movie) "Wolf of Wall Street" and "Paid in Full"; (musician or band) Future; (food) Philadelphia cheesesteaks and hot wings; (childhood sports teams) Philadelphia 76ers; (athlete as a child) Allen Iverson; and (guilty pleasure) late-night snacks.
- Follow Byard on Twitter at @KevinByard.
- Follow Byard on Instagram at @kb31\_savage.
- Born Kevin Leon Byard Jr. on Aug. 17, 1993 in Philadelphia, Pa.



# KEVIN BYARD'S GAME-BY-GAME

## 2016 Tennessee Titans

Date	Opp	W/L	P/S	Tot Solo Asst	Sk - Yds	QBP	TFL	Int - Yds -TD	PD	FF	FR - Yds	SpT
Sept 11	Min	L	p	4 3 1	0.0 0.0	0	1	0 0 0	0	0	0 0	1
Sept 18	@ Det	W	p	2 2 0	0.0 0.0	0	0	0 0 0	0	0	0 0	2
Sept 25	Oak	L	p	3 3 0	0.0 0.0	0	0	0 0 0	0	0	0 0	1
Oct 2	@ Hou	L	p	1 1 0	0.0 0.0	0	0	0 0 0	0	0	0 0	0
Oct 9	@ Mia	W	p	2 2 0	0.0 0.0	0	0	0 0 0	0	0	0 0	1
Oct 16	Cle	W	p	2 2 0	0.0 0.0	0	0	0 0 0	0	0	0 0	0
Oct 23	Ind	L	p	0 0 0	0.0 0.0	0	0	0 0 0	1	0	0 0	0
Oct 27	Jax	W	p	5 3 2	0.0 0.0	0	2	0 0 0	0	0	0 0	1
Nov 6	@ SD	L	p	10 5 5	0.0 0.0	0	1	0 0 0	1	0	0 0	1
Nov 13	GB	W	S	9 7 2	1.0 8.0	0	0	0 0 0	0	0	0 0	0
Nov 20	@ Ind	L	S	2 1 1	0.0 0.0	0	0	0 0 0	0	0	0 0	0
Nov 27	@ Chi	W	S	7 4 3	0.0 0.0	0	0	0 0 0	0	0	0 0	2
Dec 11	Den	W	S	5 3 2	0.0 0.0	2	0	0 0 0	1	0	0 0	1
Dec 18	@ KC	W	S	4 2 2	0.0 0.0	1	0	0 0 0	0	0	0 0	0
Dec 24	@ Jax	L	S	2 2 0	0.0 0.0	0	0	0 0 0	0	0	0 0	0
Jan 1	Hou	W	S	5 2 3	0.0 0.0	0	1	0 0 0	1	0	0 0	0
<b>Totals</b>				<b>9-7 16/7</b>	<b>63 42 21 1.0 8.0</b>	<b>3</b>	<b>5</b>	<b>0 0 0</b>	<b>4</b>	<b>0</b>	<b>0 0</b>	<b>10</b>

## 2017 Tennessee Titans

Date	Opp	W/L	P/S	Tot Solo Asst	Sk - Yds	QBP	TFL	Int - Yds -TD	PD	FF	FR - Yds	SpT
Sept 10	Oak	L	S	9 7 2	0.0 0.0	1	0	0 0 0	0	0	0 0	0
Sept 17	@ Jax	W	S	9 8 1	0.0 0.0	0	0	0 0 0	1	0	0 0	0
Sept 24	Sea	W	S	1 0 1	0.0 0.0	1	0	0 0 0	1	0	0 0	0
Oct 1	@ Hou	L	S	10 5 5	0.0 0.0	0	0	1 7 0	2	0	0 0	0
Oct 8	@ Mia	L	S	4 3 1	0.0 0.0	0	2	0 0 0	0	0	1 6	0
Oct 16	Ind	W	S	3 3 0	0.0 0.0	0	0	0 0 0	0	0	0 0	0
Oct 22	@ Cle	W	S	2 2 0	0.0 0.0	0	1	3 60 3	0	0	0 0	0
Nov 5	Bal	W	S	6 4 2	0.0 0.0	0	0	2 33 0	3	0	0 0	0
Nov 12	Cin	W	S	5 3 2	0.0 0.0	0	1	0 0 0	2	0	0 0	0
Nov 16	@ Pit	L	S	1 1 0	0.0 0.0	0	0	0 0 0	3	0	0 0	0
Nov 26	@ Ind	W	S	4 3 1	0.0 0.0	0	0	0 0 0	0	0	1 0	0
Dec 3	Hou	W	S	8 6 2	0.0 0.0	0	0	0 0 0	1	0	0 0	0
Dec 10	@ Ari	L	S	6 4 2	0.0 0.0	0	0	0 0 0	0	0	0 0	0
Dec 17	@ SF	L	S	5 4 1	0.0 0.0	0	0	0 0 0	0	0	0 0	0
Dec 24	LAR	L	S	6 4 2	0.0 0.0	1	0	0 0 0	0	0	0 0	0
Dec 31	Jax	W	S	8 7 1	0.0 0.0	0	0	2 30 0	2	0	0 0	0
<b>Totals</b>				<b>9-7 16/16</b>	<b>87 64 23 0.0 0.0</b>	<b>3</b>	<b>4</b>	<b>8 130 0</b>	<b>18</b>	<b>0</b>	<b>2 6</b>	<b>0</b>
<b>Playoffs</b>												
Jan 6	@ KC	W	S	6 5 1	0.0 0.0	0	0	0 0 0	0	0	0 0	0
Jan 13	@ NE	L	S	10 9 1	0.0 0.0	0	0	0 0 0	0	0	0 0	0
<b>Totals</b>				<b>1-1 2/2</b>	<b>16 14 2 0.0 0.0</b>	<b>0</b>	<b>0</b>	<b>0 0 0</b>	<b>0</b>	<b>0</b>	<b>0 0</b>	<b>0</b>

## 2018 Tennessee Titans

Date	Opp	W/L	P/S	Tot Solo Asst	Sk - Yds	QBP	TFL	Int - Yds -TD	PD	FF	FR - Yds	SpT
Sept 9	@ Mia	L	S	5 4 1	0.0 0.0	0	0	0 0 0	1	0	0 0	0
Sept 16	Hou	W	S	4 3 1	0.0 0.0	0	0	0 0 0	0	0	0 0	1
Sept 23	@ Jax	W	S	2 1 1	0.0 0.0	0	0	0 0 0	0	0	0 0	0
Sept 30	Phi	W	S	10 7 3	0.0 0.0	1	0	0 0 0	1	0	0 0	0
Oct 7	@ Buf	L	S	7 6 1	0.0 0.0	0	0	0 0 0	0	0	0 0	0
Oct 14	Bal	L	S	5 2 3	0.0 0.0	1	0	1 0 0	1	0	0 0	2
Oct 21	@ LAC	L	S	4 2 2	0.0 0.0	0	0	0 0 0	0	0	0 0	0
Nov 5	@ Dal	W	S	5 4 1	0.0 0.0	0	0	1 0 0	1	0	0 0	0
Nov 11	NE	W	S	5 4 1	0.0 0.0	0	0	0 0 0	2	0	0 0	0
Nov 18	@ Ind	L	S	8 7 1	0.0 0.0	0	0	0 0 0	0	0	0 0	0
Nov 26	@ Hou	L	S	4 2 2	0.0 0.0	0	0	0 0 0	0	0	0 0	1
Dec 2	NYJ	W	S	5 2 3	0.0 0.0	1	0	0 0 0	0	0	0 0	1
Dec 6	Jax	W	S	3 2 1	1.0 8.0	1	0	0 0 0	0	0	0 0	0
Dec 16	@ NYG	W	S	3 2 1	1.0 10.0	0	0	1 0 0	2	0	0 0	1
Dec 22	Was	W	S	16 10 6	0.0 0.0	0	0	1 1 0	2	0	0 0	0
Dec 30	Ind	L	S	10 6 4	0.0 0.0	0	0	0 0 0	0	0	0 0	0
<b>Totals</b>				<b>9-7 16/16</b>	<b>96 64 32 2.0 18.0</b>	<b>4</b>	<b>0</b>	<b>4 1 0</b>	<b>10</b>	<b>0</b>	<b>0 0</b>	<b>6</b>

## 2019 Tennessee Titans

Date	Opp	W/L	P/S	Tot Solo Asst	Sk - Yds	QBP	TFL	Int - Yds -TD	PD	FF	FR - Yds	SpT
Sept 8	@ Cle	W	S	7 3 4	0.0 0.0	0	0	1 28 0	1	0	0 0	0
Sept 15	Ind	L	S	4 4 0	0.0 0.0	0	0	0 0 0	0	0	0 0	1
Sept 19	@ Jax	L	S	5 4 1	0.0 0.0	0	1	0 0 0	0	0	0 0	0
Sept 29	@ Atl	W	S	8 5 3	0.0 0.0	0	0	0 0 0	2	0	0 0	0
Oct 6	Buf	L	S	7 5 2	0.0 0.0	0	0	1 5 0	2	0	0 0	0
Oct 13	@ Den	L	S	3 3 0	0.0 0.0	0	0	1 25 0	1	0	0 0	1
Oct 20	LAC	W	S	8 4 4	0.0 0.0	0	0	0 0 0	1	0	0 0	0
Oct 27	TB	W	S	3 3 0	0.0 0.0	0	1	0 0 0	0	0	0 0	0
Nov 3	@ Car	L	S	6 3 3	0.0 0.0	0	0	0 0 0	1	0	0 0	1
Nov 10	KC	W	S	6 5 1	0.0 0.0	0	0	0 0 0	0	0	0 0	0
Nov 24	Jax	W	S	11 4 7	0.0 0.0	0	0	0 0 0	0	0	0 0	1
Dec 1	@ Ind	W	S	4 1 3	0.0 0.0	1	0	1 21 0	1	0	0 0	0
Dec 8	@ Oak	W	S	8 5 3	0.0 0.0	0	0	0 0 0	0	0	0 0	0
Dec 15	Hou	L	S	2 1 1	0.0 0.0	0	0	0 0 0	0	0	0 0	0

Dec 22	NO	L	S	3 3 0	0.0 0.0	0	0	0 0 0	0	0	0 0	1
Dec 29	@ Hou	W	S	6 4 2	0.0 0.0	0	0	0 1 0	0	0	0 0	0
<b>Totals</b>				<b>9-7 16/16</b>	<b>91 57 34 0.0 0.0</b>	<b>1</b>	<b>2</b>	<b>5 79 0</b>	<b>10</b>	<b>0</b>	<b>0 0</b>	<b>5</b>

## Playoffs

Jan 4	@ NE	W	S	5 4 1	0.0 0.0	0	0	0 0 0	0	0	0 0	1
Jan 11	@ Bal	W	S	11 8 3	0.0 0.0	0	0	1 31 0	1	0	0 0	0
Jan 19	@ KC	L	S	4 3 1	0.0 0.0	0	0	0 0 0	0	0	0 0	0
<b>Totals</b>				<b>2-1 3/3</b>	<b>20 15 5 0.0 0.0</b>	<b>0</b>	<b>0</b>	<b>1 31 0</b>	<b>1</b>	<b>0</b>	<b>0 0</b>	<b>1</b>

## 2020 Tennessee Titans

Date	Opp	W/L	P/S	Tot Solo Asst	Sk - Yds	QBP	TFL	Int - Yds -TD	PD	FF	FR - Yds	SpT
Sept 14	@ Den	W	S	9 8 1	0.0 0.0	0	0	0 0 0	1	1	0 0	0
Sept 20	Jax	W	S	3 2 1	0.0 0.0	0	0	0 0 0	0	0	0 0	0
Sept 27	@ Min	W	S	4 1 3	0.0 0.0	0	0	0 0 0	0	1	0 0	0
Oct 13	Buf	W	S	2 2 0	0.0 0.0	0	0	0 0 0	0	1	0 0	0
Oct 18	Hou	W	S	8 6 2	0.0 0.0	0	0	0 0 0	0	0	0 0	0
Oct 25	Pit	L	S	6 6 0	0.0 0.0	0	0	0 0 0	0	0	0 0	0
Nov 1	@ Cin	L	S	7 4 3	0.0 0.0	1	0	0 0 0	1	0	0 0	0
Nov 8	Chi	W	S	7 4 3	0.0 0.0	1	0	0 0 0	0	0	0 0	0
Nov 12	Ind	L	S	10 6 4	0.0 0.0	0	0	0 0 0	0	0	0 0	0
Nov 22	@ Bal	W	S	7 5 2	0.0 0.0	0	0	0 0 0	0	1	0 0	0
Nov 29	@ Ind	W	S	7 7 0	0.0 0.0	0	0	0 0 0	0	0	0 0	0
Dec 6	Cle	L	S	6 4 2	0.0 0.0	0	0	0 0 0	0	0	0 0	0
Dec 13	@ Jax	W	S	11 8 3	0.0 0.0	0	0	0 0 0	0	0	0 0	0
Dec 20	Det	W	S	11 6 5	0.0 0.0	0	1	1 0 0	2	0	0 0	0
Dec 27	@ GB	L	S	9 6 3	0.0 0.0	0	0	0 0 0	0	0	0 0	0
Jan 3	@ Hou	W	S	4 4 0	0.0 0.0	0	0	0 0 0	0	0	0 0	0
<b>Totals</b>				<b>11-5 16/16</b>	<b>111 79 32 0.0 0.0</b>	<b>2</b>	<b>1</b>	<b>1 0 0</b>	<b>7</b>	<b>1</b>	<b>0 0</b>	<b>0</b>

## Playoffs

Jan 10	Bal	L	S	5 2 3	0.0 0.0	1	0	0 0 0	0	1	0 0	0
<b>Totals</b>				<b>0-1 1/1</b>	<b>5 2 3 0.0 0.0</b>	<b>1</b>	<b>0</b>	<b>0 0 0</b>	<b>0</b>	<b>1</b>	<b>0 0</b>	<b>0</b>

## 2021 Tennessee Titans

Date	Opp	W/L	P/S	Tot Solo	Asst	Sk - Yds	QBP	TFL	Int - Yds	-TD	PD	FF	FR - Yds	SpT		
Sept 12	Ari	L	S	2	2	0 0.0	0.0	0	0	1	12	0	1	0	0	0
Sept 19	@ Sea	W	S	3	2	1 0.0	0.0	0	0	0	0	0	0	0	0	0
Sept 26	Ind	W	S	5	4	1 0.0	0.0	0	0	0	0	2	0	0	0	0
Oct 3	@ NYJ	L	S	6	3	3 0.0	0.0	0	0	0	0	1	0	0	0	0
Oct 10	@ Jax	W	S	11	8	3 0.0	0.0	0	0	1	0	2	0	1	30t	0
Oct 18	Buf	W	S	2	1	1 0.0	0.0	0	0	1	16	0	1	0	0	0
Oct 24	KC	W	S	4	4	0 0.0	0.0	0	0	0	0	0	1	0	0	0
Oct 31	@ Ind	W	S	4	4	0 0.0	0.0	0	0	1	14	0	3	0	0	0
Nov 7	@ LAR	W	S	3	0	3 0.0	0.0	0	0	1	24	1	1	0	0	0
Nov 14	NO	W	S	5	2	3 0.0	0.0	0	0	0	0	0	1	0	0	0
Nov 21	Hou	L	S	7	3	4 0.0	0.0	0	0	0	0	0	0	0	0	0
Nov 28	@ NE	L	S	12	9	3 1.0	11.0	2	1	0	0	0	0	0	0	0
Dec 12	Jax	W	S	5	2	3 0.0	0.0	0	0	0	0	0	1	0	0	0
Dec 19	@ Pit	L	S	4	3	1 0.0	0.0	0	0	0	0	0	0	0	0	0
Dec 23	SF	W	S	6	4	2 0.0	0.0	0	0	0	0	0	1	0	0	0
Jan 2	Mia	W	S	4	3	1 0.0	0.0	0	0	0	0	0	0	0	0	0
Jan 9	@ Hou	W	S	5	3	2 0.0	0.0	0	0	0	0	0	0	0	0	0

## KEVIN BYARD'S NFL STATISTICS

REGULAR SEASON		TACKLES									INTERCEPTIONS					FUMBLES			
Year	Team	GP	GS	Tot	Solo	Asst	Sk	Yds	QBP	TFL	No	Yds	Lg	TD	PD	FF	FR	Yds	SpT
2016	Tennessee	16	7	63	42	21	1.0	8.0	3	5	0	0	0	0	4	0	0	0	10
2017	Tennessee	16	16	87	64	23	0.0	0.0	3	4	8	130	33	0	18	0	2	6	0
2018	Tennessee	16	16	96	64	32	2.0	18.0	4	0	4	1	1	0	10	0	0	0	6
2019	Tennessee	16	16	91	57	34	0.0	0.0	1	2	5	79	28	0	10	0	0	0	5
2020	Tennessee	16	16	111	79	32	0.0	0.0	2	1	1	0	0	0	7	1	0	0	0
2021	Tennessee	17	17	88	57	31	1.0	11.0	2	1	5	66	24t	1	13	2	1	30t	0
2022	Tennessee	1	1	12	8	4	0.0	0.0	0	0	0	0	0	0	0	0	0	0	0
NFL Totals		98	89	548	371	177	4.0	37.0	15	13	23	276	33	1	62	3	3	36	21

PLAYOFFS		TACKLES									INTERCEPTIONS					FUMBLES			
Year	Team	GP	GS	Tot	Solo	Asst	Sk	Yds	QBP	TFL	No	Yds	Lg	TD	PD	FF	FR	Yds	SpT
2017	Tennessee	2	2	16	14	2	0.0	0.0	0	0	0	0	0	0	0	0	0	0	0
2019	Tennessee	3	3	20	15	5	0.0	0.0	0	0	1	31	31	0	1	0	0	0	1
2020	Tennessee	1	1	5	2	3	0.0	0.0	1	0	0	0	0	0	1	0	0	0	0
2021	Tennessee	1	1	3	3	0	0.0	0.0	0	0	0	0	0	0	0	0	0	0	0
NFL Totals		7	7	44	34	10	0.0	0.0	1	0	1	31	31	0	2	0	0	0	1

### Single-Game Highs

Tackles - 16 vs. Washington (12/22/18)  
 Interceptions - 3 at Cleveland (10/22/17)  
 Sacks - 1 (Four times, last at New England 11/28/21)  
 Tackles for Loss - 2 (Twice, last at Miami 10/8/17)  
 Quarterback Pressures - 2 (Twice, last at New England 12/11/16)  
 Forced Fumble - 1 (Three times, last vs. San Francisco 12/23/21)  
 Fumble Recovery - 1 (Three times, last at Jacksonville 10/10/21)  
 Passes Defensed - 3 (Four times, last at Indianapolis 10/31/21)  
 Special Teams Tackles - 2 (Three times, last vs. Baltimore 10/14/18)

### Playoff Single-Game Highs

Tackles - 11 at Baltimore (1/11/20)  
 Interceptions - 1 at Baltimore (1/11/20)  
 Passes Defensed - 1 (Twice, last vs. Baltimore 1/10/21)  
 Special Teams Tackles - 1 at New England (1/4/20)


### Additional Statistics

Pass Attempts - 1 for 66 yards and a touchdown vs. Houston (9/16/18)  
 Receptions - 1 for 11 yards vs. L.A. Chargers (10/20/19)  
 Touchdowns - 2 (30-yard fumble return at Jacksonville, 10/10/21; 24-yard interception return at L.A. Rams, 11/7/21)



# 23 TRENTON CANNON

**RUNNING BACK • 5'11" • 185 LBS • COLLEGE: VIRGINIA STATE**  
**ACQUIRED: UNRESTRICTED FREE AGENT (SF) - 2022**  
**NFL EXPERIENCE (NFL/TITANS): 5/1 • HOMETOWN: HAMPTON, VA.**  
**GAMES PLAYED/GAMES STARTED: 47/0 (PLAYOFFS: 1/0)**



**PRO:** The Titans signed Trenton Cannon during the 2022 offseason to add depth and special teams experience to the running back corps. The Virginia State product was originally a 2018 sixth-round selection of the N.Y. Jets. The 5-foot-11-inch, 185-pounder is a versatile back that also excels on special teams units. Cannon led the Jets with 16 special teams tackles as a rookie and ranked second on the San Francisco 49ers with 10 special teams stops in 2021. He has also spent time with the Carolina Panthers and Baltimore Ravens during his NFL career.

## CAREER HIGHLIGHTS:

- In 2021, Cannon saw action in just 11 games with the 49ers, but finished second on the squad with 10 special teams tackles.
- In 2018, Cannon led the Jets with 16 special teams tackles, becoming the first rookie to lead the Jets in special teams tackles since 2011. He finished tied for second among all NFL running backs in special teams tackles.

## TITANS TIDBITS:

- Cannon was selected in the sixth round of the 2018 NFL Draft, becoming the first player from Virginia State drafted in over 20 years.

## CAREER TRANSACTIONS:

- The Hampton, Va., native was originally selected by the N.Y. Jets in the sixth round (204th overall) of the 2018 NFL Draft.
- Waived by the Jets on Aug. 3, 2020.
- Claimed off waivers by the Carolina Panthers on Aug. 4, 2020.
- Waived by the Panthers on Sept. 2, 2021.
- Signed by the Baltimore Ravens as a free agent on Sept. 8, 2021.
- Waived by the Ravens on Sept. 14, 2021.
- Claimed off waivers by the San Francisco 49ers on Sept. 15, 2021.
- Signed by the Titans as an unrestricted free agent on March 16, 2022.

## SEASON RECAPS:

### 2022 (1/0 - Tennessee):

- Against N.Y. Giants (9/11), made his Titans debut as a reserve on special teams. Posted two special teams tackles on coverage units and returned two kickoffs for 33 yards.

**2021 (1/0 - Baltimore; 11/0, 1/0 - San Francisco):** Saw action in the Ravens' regular season opener and rushed twice for five yards, while collecting a special teams tackle. Released by the Ravens and claimed off waivers by the 49ers. Played in 11 games as a reserve with the 49ers and ranked second on the squad with 10 special teams stops. Placed on injured reserve on Dec. 11 and missed the final five regular season contests and the first two playoff games before playing in his first career postseason contest in the NFC Championship Game.

**2020 (14/0 - Carolina):** Played in 14 games as a reserve primarily on special teams. Registered 10 kickoff returns for an average of 29.8 yards per return and posted six special teams tackles. Collected 28 rushing yards and 16 receiving yards. Was inactive for two contests.

- Against Chicago (10/18), rushed three times for 12 yards and caught two passes for 15 yards.
- Against Tampa Bay (11/15), returned three kickoffs for 151 yards, including a career-long 98-yard return.

**2019 (4/0 - N.Y. Jets):** Saw action in four games as a reserve and posted five special teams tackles. Returned five kickoffs for 96 yards. Was inactive for three games before being placed on injured reserve on Nov. 1.

**2018 (16/0 - N.Y. Jets):** Played in all 16 games as a rookie and rushed 38 times for 113 yards, while catching 17 passes for 144 yards. Added a team-leading 16 special teams tackles, the most special teams tackles by a Jets running back since 2000 and the second most tackles among NFL running backs.

- Against Minnesota (10/21), posted career-highs with four catches and 69 receiving yards with a career-long 35-yard reception.
- At Buffalo (12/9), recorded his first career NFL touchdown on a four-yard run.

## COLLEGE:

- Appeared in 32 games over three seasons at Virginia State after transferring from Shephard University following his freshman year. Totaled 4,035 rushing yards and 44 touchdowns during his career at Virginia State, topping the school's record books in both categories. Added 48 receptions for 610 yards and seven touchdowns.
- As a senior (2017), appeared in 11 games, breaking Virginia State's single-season rushing record for the third consecutive season after totaling 1,638 yards and 17 touchdowns while also hauling in 21 receptions for 225 yards and three scores. Also returned kickoffs, averaging 32.8 yards per return.
- Led his team to a CIAA Championship and earned All-CIAA honors for the second time as a senior. Received the Lanier Award, given to the top Division II/Division III player in the state of Virginia.
- As a junior (2016), played in 11 games, earning All-CIAA Honors after totaling 1,214 rushing yards and a career-high 18 rushing touchdowns. Posted 203 receiving yards and two receiving touchdowns.
- As a sophomore (2015), broke Virginia State's record for single-season rushing yards (he would later break the record in 2016 and 2017), posting 1,183 yards and nine touchdowns on the ground and nine catches for 182 yards and two receiving touchdowns.
- As a true freshman (2014), appeared in six games at Shephard University (W.Va.) and recorded 216 rushing yards and two touchdowns rushing and three receptions for 28 yards.
- Majored in criminal justice at Virginia State.

## PERSONAL:

- Attended Kecoughtan (Hampton, Va.) High School.
- Follow Cannon on Twitter and Instagram at @cannonn25.
- Born Trenton Cannon on July 23, 1994 in Hampton, Va.

## TRENTON CANNON'S RETURN GAME-BY-GAME

2022 Tennessee Titans				PUNT RETURNS							KICKOFF RETURNS																	
Date	Opp	W-L	P/S	No	FC	Yds	Avg	Lg	TD	No	Yds	Avg	Lg	TD														
Sept 11	NYG	L	p	0	0	0	-	0	0	2	33	16.5	19	0														
Sept 19	@ Buf																											
Sept 25	LV																											
Oct 2	@ Ind																											
Oct 9	@ Was																											
Oct 23	Ind																											
Oct 30	@ Hou																											
Nov 6	@ KC																											
Nov 13	Den																											
Nov 17	@ GB																											
Nov 27	Cin																											
Dec 4	@ Phi																											
Dec 11	Jax																											
Dec 18	@ LAC																											
Dec 24	Hou																											
Dec 29	Dal																											
Jan 7/8	@ Jax																											
Totals											0-1	1/0	0	0	0	-	0	0	2	33	16.5	19	0					

## TRENTON CANNON'S NFL STATISTICS

REGULAR SEASON				RUSHING					RECEIVING				
Year	Team	GP	GS	Att	Yds	Avg	Lg	TD	No	Yds	Avg	Lg	TD
2018	N.Y. Jets	16	0	38	113	3.0	21	1	17	144	8.5	35	0
2019	N.Y. Jets	4	0	0	0	-	0	0	0	0	-	0	0
2020	Carolina	14	0	10	33	3.3	13	0	3	16	5.3	19	0
2021	BAL/SF	12	0	3	4	1.3	3	0	0	0	-	0	0
2022	Tennessee	1	0	0	0	-	0	0	0	0	-	0	0
NFL Totals		47	0	51	150	2.9	21	1	20	160	8.0	35	0

REGULAR SEASON				PUNT RETURNS				KICKOFF RETURNS				
Year	Team	No	FC	Yds	Avg	Lg	TD	No	Yds	Avg	Lg	TD
2018	N.Y. Jets	0	1	0	-	0	0	1	20	20.0	20	0
2019	N.Y. Jets	0	0	0	-	0	0	5	96	19.2	28	0
2020	Carolina	0	0	0	-	0	0	10	298	29.8	98	0
2021	BAL/SF	0	0	0	-	0	0	16	328	20.5	68	0
2022	Tennessee	0	0	0	-	0	0	2	33	16.5	19	0
NFL Totals		0	1	0	-	0	0	34	775	22.8	98	0

PLAYOFFS				RUSHING					RECEIVING				
Year	Team	GP	GS	Att	Yds	Avg	Lg	TD	No	Yds	Avg	Lg	TD
2021	San Francisco	1	0	0	0	-	0	0	0	0	-	0	0
NFL Totals		1	0	0	0	-	0	0	0	0	-	0	0

### Single-Game Highs

Rushes - 7 vs. Houston (12/15/18)

Rushing Yards - 30 vs. Buffalo (11/11/18)

Long Rush - 21 vs. Buffalo (11/11/18)

Rushing Touchdowns - 1 at Buffalo (12/9/18)

Receptions - 4 vs. Minnesota (10/21/18)

Receiving Yards - 69 vs. Minnesota (10/21/18)

Long Reception - 35 vs. Minnesota (10/21/18)

Kickoff Returns - 3 (Six times, last vs. Indianapolis 10/24/21)

Kickoff Return Yards - 151 vs. Tampa Bay (11/15/20)

Kickoff Return Long - 98 vs. Tampa Bay (11/15/20)

### Additional Career Statistics

Special Teams Tackles - 16 (2018), 5 (2019), 6 (2020), 11 (2021), **2 (2022)**

Special Teams Fumble Recoveries - 1 (2019)





# 44 TORY CARTER

**FULLBACK • 6'0" • 229 LBS • COLLEGE: LOUISIANA STATE**  
**ACQUIRED: FREE AGENT - 2021**  
**NFL EXPERIENCE (NFL/TITANS): 2/2 • HOMETOWN: VALDOSTA, GA.**  
**GAMES PLAYED/GAMES STARTED: 9/3 (PLAYOFFS: 1/0)**



**PRO:** The Titans signed Tory Carter as a rookie free agent following the 2021 NFL Draft. As a rookie, he played in eight games with two starts. The 6-foot, 229-pounder played in 42 games as a tight end/fullback at Louisiana State and helped the Tigers win a national championship in 2019.

## CAREER HIGHLIGHTS:

- As a rookie in 2021, Carter recorded two special teams tackles and one fumble recovery on special teams.

## TITANS TIDBITS:

- Carter's father, James, played fullback and linebacker at Georgia Southern.
- In July 2022, Carter hosted his first annual youth football camp in his hometown of Leesburg, Ga.
- One of Carter's hobbies is hunting wild hogs.

## CAREER TRANSACTIONS:

- The Valdosta, Ga., native was signed by the Titans as an undrafted free agent on May 14, 2021.
- Waived by the Titans on Aug. 31, 2021 and signed to the team's practice squad a day later.
- Activated from the practice squad to the active roster standard elevation on Sept. 25, 2021.
- Activated from the practice squad to the active roster standard elevation on Oct. 3, 2021.
- Activated from the practice squad to the active roster COVID-19 replacement on Oct. 18, 2021.
- Signed by the Titans to their active roster from the practice squad on Oct. 30, 2021.

## SEASON RECAPS:

### 2022 (1/1):

- Against N.Y. Giants (9/11), started at fullback.

**2021 (8/2, 0/0):** Saw action in eight games with two starts at fullback as a rookie. Collected two special teams tackles and a fumble recovery on coverage units. Spent four weeks on the practice squad. Was inactive for one contest. Placed on injured reserve on Dec. 18 and missed the final four regular season games and the playoff contest. Tied for the team lead in special teams tackles once in 2021 (vs. HOU). Made his NFL debut against Indianapolis (9/26/21). Made his first career NFL start against Houston (11/21/21).

- Against Indianapolis (9/26), saw action in his first NFL contest as a reserve on special teams and at fullback.
- At N.Y. Jets (10/3), saw limited action as a reserve at fullback and on special teams.
- Against Buffalo (10/18), played as a reserve on special teams and saw limited action at fullback.
- At Indianapolis (10/31), saw action as a reserve at fullback and on special teams. Posted a special teams tackle on coverage units.
- At L.A. Rams (11/7), was inactive.
- Against New Orleans (11/14), played as a reserve at fullback and on special teams. Set up the Titans' offense with great field position by recovering a Deonte Harris fumble at the Saints' 19-yard line that was forced by Dylan Cole on the opening kickoff of the second half. The Titans scored a touchdown five plays later to increase their lead to 20-6.
- Against Houston (11/21), made his first career NFL start as a fullback. Registered a tackle on special teams coverage units.
- At New England (11/28), started at fullback and helped open holes for

Titans ball carriers to amass 270 yards on the ground, including two 100-yard rushers.

- Against Jacksonville (12/12), saw action as a reserve at fullback before leaving the game in the second quarter with an injury.

## COLLEGE:

- Appeared in 42 games with six starts at fullback/tight end over four seasons at Louisiana State (2017-20) and caught 16 passes for 157 yards and two touchdowns, while adding two carries for four yards.
- As a senior (2020), saw action in seven games with one start at fullback and caught four passes for 42 yards including a long of 15 yards.
- As a junior (2019), appeared in 11 games and caught two passes for 15 yards while helping the Tigers to a National Championship.
- As a sophomore (2018), played in 12 games with four starts at fullback. Made four catches for 39 yards and one touchdown and added two carries for four yards.
- As a freshman (2017), saw action in 12 games with one start and tallied six catches for 61 yards and a score.
- Graduated from Louisiana State with a degree in interdisciplinary studies.

## PERSONAL:

- Attended Lee County (Leesburg, Ga.) High School where he earned all-area recognition and was a consensus three-star prospect. Tabbed the No. 1 fullback by Scout and No. 3 by 247Sports.
- Also played defensive end where he recorded 52 tackles and nine sacks as a senior.
- Son of Robin and James Carter.
- Follow Carter on Instagram at @t.money\_44 and on Twitter at @tory44carter.
- Born Tory Carter on March 16, 1999 in Valdosta, Ga.

## TORY CARTER'S GAME-BY-GAME

2021 Tennessee Titans					RUSHING					RECEIVING				
Date	Opp	W/L	P/S		Att	Yds	Avg	Lg	TD	No	Yds	Avg	Lg	TD
Sept 12	Ari	L	PS											
Sept 19	@ Sea	W	PS											
Sept 26	Ind	W	p		0	0	-	0	0	0	0	-	0	0
Oct 3	@ NYJ	L	p		0	0	-	0	0	0	0	-	0	0
Oct 10	@ Jax	W	PS											
Oct 18	Buf	W	p		0	0	-	0	0	0	0	-	0	0
Oct 24	KC	W	PS											
Oct 31	@ Ind	W	p		0	0	-	0	0	0	0	-	0	0
Nov 7	@ LAR	W	IA											
Nov 14	NO	W	p		0	0	-	0	0	0	0	-	0	0
Nov 21	Hou	L	S		0	0	-	0	0	0	0	-	0	0
Nov 28	@ NE	L	S		0	0	-	0	0	0	0	-	0	0
Dec 12	Jax	W	p		0	0	-	0	0	0	0	-	0	0
Dec 19	@ Pit	L	IR											
Dec 23	SF	W	IR											
Jan 2	Mia	W	IR											
Jan 9	@ Hou	W	IR											
Totals	12-5	8/2			0	0	-	0	0	0	0	-	0	0
Playoffs														
Jan 22	Cin	L	IR											
Totals	0-1	0/0			0	0	-	0	0	0	0	-	0	0

2022 Tennessee Titans					RUSHING					RECEIVING				
Date	Opp	W/L	P/S		Att	Yds	Avg	Lg	TD	No	Yds	Avg	Lg	TD
Sept 11	NYG	L	S		0	0	-	0	0	0	0	-	0	0
Sept 19	@ Buf													
Sept 25	LV													
Oct 2	@ Ind													
Oct 9	@ Was													
Oct 23	Ind													
Oct 30	@ Hou													
Nov 6	@ KC													
Nov 13	Den													
Nov 17	@ GB													
Nov 27	Cin													
Dec 4	@ Phi													
Dec 11	Jax													
Dec 18	@ LAC													
Dec 24	Hou													
Dec 29	Dal													
Jan 7/8	@ Jax													
Totals	0-1	1/1			0	0	-	0	0	0	0	-	0	0

## TORY CARTER'S NFL STATISTICS

REGULAR SEASON				RUSHING					RECEIVING				
Year	Team	GP	GS	No	Yds	Avg	Lg	TD	Att	Yds	Avg	Lg	TD
2021	Tennessee	8	2	0	0	-	0	0	0	0	-	0	0
2022	Tennessee	1	1	0	0	-	0	0	0	0	-	0	0
NFL Totals		9	3	0	0	-	0	0	0	0	-	0	0

### Additional Statistics


Special Teams Tackles - 2 (2021)

Special Teams Fumble Recovery - 1 vs. New Orleans (11/14/21)



# 36 JULIUS CHESTNUT

**RUNNING BACK • 5'11" • 228 LBS • COLLEGE: SACRED HEART**  
**ACQUIRED: FREE AGENT - 2022 • NFL EXPERIENCE (NFL/TITANS): ROOKIE**  
**HOMETOWN: BOWIE, MD.**  
**GAMES PLAYED/GAMES STARTED: 0/0 (PLAYOFFS: 0/0)**



**PRO:** The Titans signed Julius Chestnut as an undrafted free agent following the 2022 NFL Draft to provide depth to the running back rotation. The 5-foot-11-inch, 228-pounder possesses excellent play strength as a bigger-bodied running back and also adds value on special teams. The Bowie, Md., native logged 593 carries for 3,467 yards (5.8-yard avg.) and 29 touchdowns over four seasons at Sacred Heart (2018-21).

#### CAREER HIGHLIGHTS:

- In 2021, Chestnut averaged 205.2 all-purpose yards per contest, which ranked first in the FCS.
- As a sophomore in 2019, Chestnut set career-highs with 293 carries for 1,495 yards and 11 touchdowns. His 1,495 rushing yards were the second-most in program history and third-most in the nation.

#### TITANS TIDBITS:

- While at Sacred Heart, Chestnut interned for the school's athletic department and assisted with statistical analysis, marketing, and ticket sales.
- His father, Keith, owns a landscaping company. Throughout high school and college summer breaks, Chestnut would wake up at 5 a.m. to help load trucks and lay mulch.
- Despite having the opportunity enter the transfer portal and play for a larger program, Chestnut chose to remain at FCS-level Sacred Heart because of his relationships at the school and within the program. "Everybody thinks about it," Chestnut said. "But I was like, why would I leave a place where people love me and care about me? If I left, would I get the same love that I get here? I don't think so. The coaches care about me — and I care about them, as well. I've made a lot of good friends here, met a lot of good people, and there are a lot of connections I can make in the outside world from here. So I was like, no — no way I can do that."

#### CAREER TRANSACTIONS:

- The Bowie, Md., native was signed by the Titans as an undrafted free agent on May 13, 2022.

#### SEASON RECAPS:

##### 2022 (0/0):

- Against N.Y. Giants (9/11), was inactive.

##### COLLEGE:

- Appeared in 32 games over four seasons at Sacred Heart (2018-21) and logged 593 carries for 3,467 yards (5.8-yard avg.), including a career-long 86-yard carry, with 29 touchdowns. Made 28 receptions for 412 yards (14.7-yard avg.) and five scores. Added 10 kick returns for 108 yards and two punt returns for 10 yards.
- As a senior (2021), played in five games and posted 91 rushes for 542 yards (6.0-yard avg.) and three touchdowns. Recorded a season-long rush of 39 yards. Caught two passes for 15 yards.
- As a junior (2020), appeared in four games and rushed 93 times for 717 yards (7.7-yard avg.) and eight scores. Posted a season-long rush of 69 yards and averaged 205.2 all-purpose yards per contest which led the FCS. Added eight catches for 171 yards and three touchdowns including a career-long 60-yard reception. Earned first-team All-American recognition by AP and FCS. Named Northeast Conference Offensive Player of the Year.
- As a sophomore (2019), saw action in 12 games and set career-highs with 293 carries for 1,495 yards and 11 touchdowns. His 1,495 rushing yards were the second-most in program history and third-most in the nation. Logged a career-long 86-yard rush. Also caught a career-high 14 passes

for a career-best 179 yards and two scores and added two punt returns for 10 yards. Earned third-team All-American recognition by AP and first-team All-NEC honors. Recorded 100-yard rushing games in nine contests.

- As a freshman (2018), played in 11 games and rushed 116 times for 713 yards with seven touchdowns. Rushed for a season-long gain of 75 yards. Made four catches for 47 yards and added 10 kick returns for 108 yards including a long of 29 yards. Also made six tackles and one forced fumble on defense. Named the NEC Offensive Rookie of the Year
- Graduated from Sacred Heart in May 2022 with a degree in economics.

#### PERSONAL:

- Attended Archbishop Spalding (Md.) High School where he carried the ball 133 times for 817 yards and 13 touchdowns as a senior.
- Son of Nichelle and Keith Chestnut.
- Has one older sister, Torri.
- Follow Chestnut on Instagram at @j.chestnut7 and on Twitter at @juliuschestnut.
- Born Julius Chestnut on Oct. 26, 2000 in Bowie, Md.

[illegible]


JULIUS CHESTNUT'S NFL STATISTICS

REGULAR SEASON		RUSHING								RECEIVING				
Year	Team	GP	GS	No	Yds	Avg	Lg	TD	Att	Yds	Avg	Lg	TD	
2022	Tennessee	0	0	0	0	-	0	0	0	0	-	0	0	
NFL Totals		0	0	0	0	-	0	0	0	0	-	0	0	

Additional Statistics


Special Teams Tackles -





# 53 DYLAN COLE

**LINEBACKER • 6'0" • 237 LBS • COLLEGE: MISSOURI STATE**  
**ACQUIRED: FREE AGENT - 2021 • NFL EXPERIENCE (NFL/TITANS): 6/2**  
**HOMETOWN: SPRINGFIELD, MO.**  
**GAMES PLAYED/GAMES STARTED: 47/1 (PLAYOFFS: 2/0)**



**PRO:** The Titans originally signed free agent Dylan Cole to the practice squad on Oct. 13, 2021. The 6-foot, 237-pounder appeared in nine games in his first season with the Titans in 2021 and tied for third on the squad with 10 special teams tackles to go with one forced fumble on coverage units. Prior to arriving in Tennessee, Cole saw action in 37 regular season games with one start for the Houston Texans (2017-20) and recorded 67 tackles, one sack, two interceptions, one touchdown, five tackles for loss and one fumble recovery. Cole originally entered the NFL after signing with the Texans as an undrafted college free agent in 2017.

## CAREER HIGHLIGHTS:

- In 2021, Cole tallied a career-best 10 special teams tackles in his first season with the Titans, which also ranked third on the team.
- In 2017, Cole became the first rookie in NFL history to record at least five total tackles, a sack and an interception returned for a touchdown during a single game against Tennessee (10/1/17).

## TITANS TIDBITS:

- Cole once ran 21 miles per hour that was clocked by a street speed limit sign.

## CAREER TRANSACTIONS:

- The Springfield, Mo., native was originally signed by the Houston Texans as an undrafted college free agent on May 12, 2017.
- Re-signed with the Texans as a restricted free agent on March 18, 2020.
- Signed by the Titans to their practice squad on Oct. 13, 2021.
- Released by the Titans from their practice squad on Oct. 26, 2021.
- Signed by the Titans to their practice squad on Nov. 6, 2021.
- Activated from the practice squad to the active roster standard elevation on Nov. 6, 2021.
- Activated from the practice squad to the active roster standard elevation on Nov. 13, 2021.
- Signed by the Titans to their active roster from the practice squad on Nov. 16, 2021.

## SEASON RECAPS:

### 2022 (1/0 - Tennessee):

- Against N.Y. Giants (9/11), played as a reserve on special teams and at linebacker. Posted a special teams stop on coverage units.

**2021 (9/0, 1/0 - Tennessee):** Saw action in nine games and tied for third on the team with 10 special teams tackles to go along with a forced fumble on coverage units. Notched six tackles, a quarterback pressure, a tackle for loss and a pass defended on defense. Spent two weeks on the practice squad and one week off the roster after being signed by the Titans on Oct. 13. Played as a reserve in the postseason contest. Tied for the team lead in passes defended once in 2021 (at NE). Led or tied for the team lead in special teams tackles five times in 2021 (vs. HOU, at NE, at PIT, vs. SF, vs. MIA).

- At L.A. Rams (11/7), made his Titans debut as a reserve on special teams.
- Against New Orleans (11/14), collected two special teams tackles and a forced fumble on coverage units. Set up the Titans' offense with great field position by forcing a Deonte Harris fumble that was recovered by Tory Carter at the Saints' 19-yard line on the opening kickoff of the second half. The Titans scored a touchdown five plays later to increase their lead to 20-6.
- Against Houston (11/21), saw action as a reserve at linebacker and totaled four tackles, including a stop for loss and a quarterback pressure.

Registered a special teams tackle on coverage units. Combined with Harold Landry III to stop Rex Burkhead for no gain on a rush off left tackle late in the fourth quarter.

- At New England (11/28), played as a reserve at linebacker and recorded two tackles with a pass defended. Tied for the team lead with two special teams stops. Knocked down a pass intended for Jonnu Smith in the third quarter.
- At Pittsburgh (12/19), led the team with two special teams tackles on coverage units.
- Against San Francisco (12/23), led the team with a special teams stop on coverage units.
- Against Miami (1/2), tied for the team lead with a special teams stop on coverage units.

**2020 (6/0 - Houston):** Appeared in six games and recorded two tackles on defense and four stops on special teams coverage units. Was inactive for the regular season opener. Missed the final nine games after being placed on injured reserve/non football injury (COVID-19) on Nov. 5, 2020.

**2019 (11/0 Houston):** Played in 11 games before being placed on injured reserve on Nov. 23. Finished the season with eight tackles, a pass defended and a fumble recovery. Ranked third on the team with eight special teams tackles.

- Against Jacksonville (11/3), tallied two tackles on defense, one special teams tackle and notched his first career fumble recovery on the last play of the game in London.
- At Baltimore (11/17), registered two tackles.

**2018 (8/0, 1/0 - Houston):** Saw action in eight regular season games and compiled 13 tackles, a tackle for loss and three passes defended. Placed on injured reserve and missed eight games. Also appeared as a reserve in the postseason contest.

- At New England (9/9), tallied a season-high five tackles and one pass defended.
- Against Jacksonville (12/30), compiled one tackle, one tackle for loss and one pass defended.
- Against Indianapolis (1/5), made his postseason debut and recorded four tackles.

**2017 (12/1 - Houston):** Appeared in 12 games with one start and tallied 25 tackles, four tackles for loss, three passes defended, two interceptions, one touchdown, two quarterback hits and a sack. Registered seven special teams stops. Became the first rookie to record an interception for a touchdown in franchise history.

- Against Jacksonville (9/10), made his NFL debut and recorded one quarterback hit.
- At Cincinnati (9/14), notched his first five career tackles.
- Against Tennessee (10/1), became the first rookie in NFL history to record at least five total tackles, one sack and one interception returned for a touchdown. Intercepted a Matt Cassel pass intended for Delanie Walker and returned it 25 yards for a touchdown in the fourth quarter. He was the only college free agent in the NFL with a pick-six in 2017.
- Against Kansas City (10/8), started his first career game and matched his career high with five tackles.
- Against Cleveland (10/15), registered one tackle for loss and recorded his second interception of the season.

## COLLEGE:

- Played four seasons (2013-16) at Missouri State after redshirting the

2012 campaign. He finished his Bears career with 46 starts and recorded 457 tackles (third-most in MSU history), 40.5 tackles for loss, 21 passes defended, five sacks, five interceptions, three forced fumbles and two fumble recoveries. Posted 22 double-figure tackle games, including 15 in a row to end his career.

- As a senior (2016), appeared in 11 games and was credited with 142 total tackles, eight tackles for loss, six passes defended, three forced fumbles and two interceptions. Earned NCAA Division I FCS Consensus All-America honors as one of the nation's top linebackers his senior year.
- As a junior (2015), started all 11 games and tallied 152 tackles, four pass defended and one fumble recovery. Earned All-MVFC first-team honors and led the club in total tackles in every game.
- As a sophomore (2014), started all 12 games and recorded 92 tackles, 14.5 tackles for loss, 2.5 sacks, two interceptions, eight pass defended and one fumble recovery.
- As a freshmen (2013), started all 12 games and collected 71 tackles, six tackles for loss, one interception and three pass defended.
- Earned a bachelor's degree in sales management from Missouri State.

#### PERSONAL:

- Attended Logan-Rogersville (Mo.) High School and was a Missouri Class 3 consensus all-state running back after compiling 2,002 rushing yards on 225 carries for 33 touchdowns for the state champions in 2011.
- Registered 102 total tackles, seven stops for loss and a pair of interceptions as a senior at linebacker.
- Son of Tacoma Bailey and Traci Cole of Rogersville, Mo.
- Has three siblings: Devon, Daelyn and Danae.
- Follow Cole on Twitter at @dylancole31.
- Born Dylan McKalob Cole on May 19, 1994 in Springfield, Mo.

## DYLAN COLE'S GAME-BY-GAME

### 2017 Houston Texans

Date	Opp	W/L	P/S	Tot Solo Asst	Sk	- Yds	QB	TFL	Int - Yds	-TD	PD	FF	FR - Yds	SpT		
Sept. 10	Jax	L	p	0	0	0	0.0	0.0	1	0	0	0	0	0	0	
Sept. 14	@ Cin	W	p	5	1	4	0.0	0.0	0	0	0	0	0	0	2	
Sept. 24	@ NE	L	p	1	0	1	0.0	0.0	0	0	0	0	0	0	0	
Oct. 1	Ten	W	p	5	3	2	1.0	1.0	1	1	1	25	1	1	0	0
Oct. 8	KC	L	LB	5	2	3	0.0	0.0	0	1	0	0	0	0	0	1
Oct. 15	Cle	W	p	2	2	0	0.0	0.0	0	1	1	3	0	1	0	0
Oct. 29	@ Sea	L	IA													
Nov. 5	Ind	L	IA													
Nov. 12	@ Lar	L	IA													
Nov. 19	Ari	W	IA													
Nov. 27	@ Bal	L	p	2	2	0	0.0	0.0	0	0	0	0	0	0	0	1
Dec. 3	@ Ten	L	p	0	0	0	0.0	0.0	0	0	0	0	0	0	0	0
Dec. 10	SF	L	p	1	1	0	0.0	0.0	0	0	0	0	0	0	0	1
Dec. 17	@ Jax	L	p	2	2	0	0.0	0.0	0	0	0	0	0	0	0	1
Dec. 25	Pit	L	p	5	1	4	0.0	0.0	0	0	0	0	1	0	0	0
Dec. 31	@ Ind	L	p	3	1	2	0.0	0.0	0	1	0	0	0	0	0	0
Totals		3-9	12/1	31	15	16	1.0	1.0	2	4	1	25	1	3	0	7

### 2018 Houston Texans

Date	Opp	W/L	P/S	Tot	Solo	Asst	Sk	- Yds	QBP	TFL	Int - Yds	-TD	PD	FF	FR - Yds	SpT
Sept. 9	@ NE	L	p	5	5	0	0.0	0.0	0	0	0	0	1	0	0	0
Sept. 16	@ Ten	L	p	3	3	0	0.0	0.0	0	0	0	0	0	0	0	0
Sept. 23	NYG	L	p	1	1	0	0.0	0.0	0	0	0	0	0	0	0	0
Sept. 30	@ Ind	W	IR													
Oct. 7	Dal	W	IR													
Oct. 14	Buf	W	IR													
Oct. 21	@ Jax	W	IR													
Oct. 25	Mia	W	IR													
Nov. 4	@ Den	W	IR													
Nov. 18	@ Was	W	IR													
Nov. 26	Ten	W	IR													
Dec. 2	Cle	W	p	1	1	0	0.0	0.0	0	0	0	0	0	0	0	0
Dec. 9	Ind	L	p	0	0	0	0.0	0.0	0	0	0	0	0	0	0	0
Dec. 15	@ NYJ	W	p	2	2	0	0.0	0.0	0	0	0	0	0	0	0	0
Dec. 23	@ Phi	L	p	0	0	0	0.0	0.0	0	0	0	0	1	0	0	0
Dec. 30	Jax	W	p	1	1	0	0.0	0.0	0	1	0	0	0	1	0	0
Jan. 5	Ind	L	p	4	2	2	0.0	0.0	0	0	0	0	0	0	0	0
Totals		3-6	0/9	17	15	2	0.0	0.0	0	1	0	0	3	0	0	0
Playoffs																
Jan 5	Ind	L	p	4	2	2	0.0	0.0	0	0	0	0	0	0	0	0
Totals		0-1	1/0	4	2	2	0.0	0.0	0	0	0	0	0	0	0	0

### 2019 Houston Texans

Date	Opp	W/L	P/S	Tot	Solo	Asst	Sk	- Yds	QB	TFL	Int	- Yds	-TD	PD	FF	FR	- Yds	SpT
Sept. 9	@ No	L	p	1	0	1	0.0	0.0	0	0	0	0	0	0	0	0	0	1
Sept. 15	Jax	W	p	0	0	0	0.0	0.0	0	0	0	0	0	0	0	0	0	1
Sept. 22	@ Lac	W	p	0	0	0	0.0	0.0	0	0	0	0	0	0	0	0	0	1
Sept. 29	Car	L	p	2	1	1	0.0	0.0	0	0	0	0	0	0	0	0	0	1
Oct. 6	Atl	W	p	0	0	0	0.0	0.0	0	0	0	0	0	0	0	0	0	0
Oct. 13	@ KC	W	p	1	1	0	0.0	0.0	0	0	0	0	0	0	0	0	0	2
Oct. 20	@ Ind	L	p	0	0	0	0.0	0.0	0	0	0	0	0	0	0	0	0	0
Oct. 27	Oak	W	p	0	0	0	0.0	0.0	0	0	0	0	0	1	0	0	0	1
Nov. 3	@ Jax	W	p	2	2	0	0.0	0.0	0	0	0	0	0	0	0	1	27	1
Nov. 17	@ Bal	L	p	2	2	0	0.0	0.0	0	0	0	0	0	0	0	0	0	0
Nov. 21	Ind	W	p	0	0	0	0.0	0.0	0	0	0	0	0	0	0	0	0	0

Dec. 1	NE	W	IR
Dec. 8	Den	L	IR
Dec. 15	@ Ten	W	IR
Dec. 21	@ TB	W	IR
Dec. 29	Ten	L	IR
<b>Totals</b>	<b>7-4</b>	<b>0/11</b>	<b>8 6 2 0.0 0.0 0 0 0 0 0 1 1 1 27 8</b>

### 2020 Houston Texans

Date	Opp	W/L	P/S	Tot	Solo	Asst	Sk	- Yds	QBP	TFL	Int	- Yds	TD	PD	FF	FR	- Yds	SpT
Sept. 10	@ KC	L	IA															
Sept. 20	Bal	L	p	0	0	0	0.0	0.0	0	0	0	0	0	0	0	0	0	0
Sept. 27	@ Pit	L	p	3	0	3	0.0	0.0	0	0	0	0	0	0	0	0	0	1
Oct. 4	Min	L	p	0	0	0	0.0	0.0	0	0	0	0	0	0	0	0	0	0
Oct. 11	Jax	W	p	0	0	0	0.0	0.0	0	0	0	0	0	0	0	0	0	0
Oct. 18	@ Ten	L	p	2	2	0	0.0	0.0	0	0	0	0	0	0	0	0	0	2
Oct. 25	GB	L	p	1	1	0	0.0	0.0	0	0	0	0	0	0	0	0	0	1
Nov. 8	@ Jax			Placed on injured reserve on Nov. 5, 2020														
Totals		1-5	0/11	6	3	3	0.0	0.0	0	0	0	0	0	0	0	0	0	4

### 2021 Tennessee Titans

Date	Opp	W/L	P/S	Tot	Solo	Asst	Sk	- Yds	QBP	TFL	Int	- Yds	TD	PD	FF	FR	- Yds	SpT
Nov 7	@ LAR	W	p	0	0	0	0.0	0.0	0	0	0	0	0	0	0	0	0	0
Nov 14	NO	W	p	0	0	0	0.0	0.0	0	0	0	0	0	0	0	0	0	2
Nov 21	Hou	L	p	4	2	2	0.0	0.0	1	1	0	0	0	0	0	0	0	1
Nov 28	@ NE	L	p	2	0	2	0.0	0.0	0	0	0	0	0	1	0	0	0	2
Dec 12	Jax	W	p	0	0	0	0.0	0.0	0	0	0	0	0	0	0	0	0	0
Dec 19	@ Pit	L	p	0	0	0	0.0	0.0	0	0	0	0	0	0	0	0	0	2
Dec 23	SF	W	p	0	0	0	0.0	0.0	0	0	0	0	0	0	0	0	0	1
Jan 2	Mia	W	p	0	0	0	0.0	0.0	0	0	0	0	0	0	0	0	0	1
Jan 9	@ Hou	W	p	0	0	0	0.0	0.0	0	0	0	0	0	0	0	0	0	1
Totals		6-3	9/0	6	2	4	0.0	0.0	1	1	0	0	0	1	0	0	0	10
Playoffs																		
Jan 22	Cin	L	p	0	0	0	0.0	0.0	0	0	0	0	0	0	0	0	0	0
Totals		0-1	1/0	0	0	0	0.0	0.0	0	0	0	0	0	0	0	0	0	0

### 2022 Tennessee Titans

Date	Opp	W/L	P/S	Tot	Solo	Asst	Sk	- Yds	QBP	TFL	Int -	Yds	-TD	PD	FF	FR -	Yds	SpT
Sept 11	NYG	L	p	0	0	0	0.0	0.0	0	0	0	0	0	0	0	0	0	1
Sept 19	@ Buf																	
Sept 25	LV																	
Oct 2	@ Ind																	
Oct 9	@ Was																	
Oct 23	Ind																	
Oct 30	@ Hou																	
Nov 6	@ KC																	
Nov 13	Den																	
Nov 17	@ GB																	
Nov 27	Cin																	
Dec 4	@ Phi																	
Dec 11	Jax																	
Dec 18	@ LAC																	
Dec 24	Hou																	
Dec 29	Dal																	
Jan 7/8	@ Jax																	
Totals		0-1	1/0	0	0	0	0.0	0.0	0	0	0	0	0	0	0	0	0	1

## DYLAN COLE'S NFL STATISTICS

REGULAR SEASON		TACKLES									INTERCEPTIONS					FUMBLES			
Year	Team	GP	GS	Tot	Solo	Asst	Sk	Yds	QBP	TFL	No	Yds	Lg	TD	PD	FF	FR	Yds	SpT
2017	Houston	12	1	32	16	16	1.0	1.0	2	4	2	28	25	1	3	0	0	0	7
2018	Houston	8	0	13	13	0	0.0	0.0	0	1	0	0	0	0	3	0	0	0	0
2019	Houston	11	0	16	13	3	0.0	0.0	0	0	0	0	0	0	1	0	1	27	8
2020	Houston	6	0	6	3	3	0.0	0.0	0	0	0	0	0	0	0	0	0	0	4
2021	Tennessee	9	0	6	2	4	0.0	0.0	1	1	0	0	0	0	1	0	0	0	10
2022	Tennessee	1	0	0	0	0	0.0	0.0	0	0	0	0	0	0	0	0	0	0	1
NFL Totals		47	1	73	47	26	1.0	1.0	3	6	2	28	25	1	8	0	1	27	30

PLAYOFFS		TACKLES									INTERCEPTIONS					FUMBLES			
Year	Team	GP	GS	Tot	Solo	Asst	Sk	Yds	QBP	TFL	No	Yds	Lg	TD	PD	FF	FR	Yds	SpT
2018	Houston	1	0	4	2	2	0.0	0.0	0	0	0	0	0	0	0	0	0	0	0
2021	Tennessee	1	0	0	0	0	0.0	0.0	0	0	0	0	0	0	0	0	0	0	0
NFL Totals		2	0	4	2	2	0.0	0.0	0	0	0	0	0	0	0	0	0	0	0

### Single-Game Highs

Tackles - 5 (Three times, last at New England, 9/9/18)

Sacks - 1 vs. Tennessee (10/1/17)

Interceptions - 1 (Twice, last vs.Cleveland, 10/10/17)

### Playoff Single-Game Highs

Tackles - 4 vs. Indianapolis (1/5/19)


### Additional Statistics

Special Teams Forced Fumble - 1 vs. New Orleans (11/14/21)



# 46 MORGAN COX

**LONG SNAPPER • 6'4" • 235 LBS • COLLEGE: TENNESSEE**  
**ACQUIRED: UNRESTRICTED FREE AGENT (BAL) - 2021**  
**NFL EXPERIENCE (NFL/TITANS): 13/2 • HOMETOWN: COLLIERVILLE, TENN.**  
**GAMES PLAYED/GAMES STARTED: 183/0 (PLAYOFFS: 11/0)**



**Super Bowl: 2012**



**Pro Bowl: 2015, 2016, 2019, 2020**

**PRO:** The Titans signed unrestricted free agent Morgan Cox during the 2021 offseason to add a veteran presence and experience to the long snapping position. In his first 12 NFL seasons, the 6-foot-4-inch, 235-pounder appeared in 182 regular season games, including all 17 games with the Titans in 2021 and was selected to four Pro Bowls as a member of the Baltimore Ravens. The Collierville, Tenn., native was originally signed as a rookie free agent by the Ravens following the 2010 NFL Draft.

## CAREER HIGHLIGHTS:

- Cox, a four-time Pro Bowler, spent his first 11 NFL seasons (2010-20) with the Baltimore Ravens and appeared in 165 games and 10 postseason contests with the club.
- In 2011, Cox earned the team's Ed Block Courage Award after returning from a significant injury suffered in 2010.

## TITANS TIDBITS:

- March 7, 2013 was proclaimed "Morgan Cox Day" in his hometown of Collierville, Tenn.
- Cox played an integral part in the Baltimore Ravens' social justice initiatives. In 2018, he participated in the announcement of the HVAC donation from the Players' Social Justice Fund at Lakewood Elementary in Baltimore. In 2017, Cox took part in a police ride along with law enforcement officials in West Baltimore to meet with local youth and discuss topics surrounding social justice.
- Cox's wife, Lauren, is an actress and has appeared in Baltimore filmed TV shows "House of Cards" and "Veep" and on the drama "To-Do."
- Cox served as his high school's newspaper sports editor his final two years at Evangelical Christian High School in Memphis.

## CAREER TRANSACTIONS:

- The Collierville, Tenn., native was originally signed by the Baltimore Ravens as a rookie free agent on May 6, 2010.
- Signed by the Titans as an unrestricted free agent on March 19, 2021.

## SEASON RECAPS:

### 2022 (1/0 - Tennessee):

- Against N.Y. Giants (9/11), played as a reserve at long snapper.

**2021 (17/0, 1/0 - Tennessee):** Saw action in all 17 games at long snapper in his first season with the Titans. Registered a special teams tackle. Played as a reserve in the postseason contest.

- Against Arizona (9/12), made his Titans debut handling snapping duties.
- At Seattle (9/19), served as the team's long snapper and produced the snap for Randy Bullock's game-winning 36-yard field goal in overtime.
- At Indianapolis (10/31), saw action as the team's long snapper and executed the snap for Randy Bullock's game-winning 44-yard field goal in overtime.
- Against New Orleans (11/14), saw action as a reserve at long snapper in his 175th career regular season contest.
- At New England (11/28), saw action at long snapper and collected a special teams tackle on coverage units.
- Against San Francisco (12/23), saw action as the team's long snapper and executed the snap for Randy Bullock's game-winning 44-yard field goal.
- Against Miami (1/2), served as the team's long snapper and executed the snaps for Randy Bullock's two field goals and four extra point makes.
- Against Cincinnati (1/22), played as a reserve at long snapper in his 11th career postseason contest.

**2020 (15/0, 2/0 - Baltimore):** Earned his fourth career Pro Bowl selection, helped Justin Tucker record his fifth consecutive season with at least 130 points, tying the NFL record of consecutive seasons with 130-plus points. Tucker connected on 26 of 29 field goals (89.7 percent) and was 52 of 53 on extra points (98.1 percent). Also snapped on all 51 of Sam Koch's 51 punts, who produced a 44.5 gross average and 42.5 net average. Koch was the NFL's only punter to place at least 20 punts (22) inside in the 20-yard line and have no more than one touchback.

- At Cleveland (12/14), snapped to holder Sam Koch on Justin Tucker's 55-yard game-winning field goal with two seconds remaining to give Baltimore a 45-42 lead in the victory.
- At Tennessee (1/10), snapped for Justin Tucker who drilled two of three field goals, including a 51-yarder to give Baltimore a 20-13 lead in the fourth quarter.

**2019 (16/0, 1/0 - Baltimore):** Selected to his third career Pro Bowl. Saw action in all 16 games and helped Justin Tucker record his fourth consecutive season scoring 141 points, connecting on 28 of 29 field goal attempts and 57 of 59 extra points. The Ravens produced the NFL's No. 1 scoring offense (33.2 ppg) and set a franchise record for points (531).

- Against Arizona (9/15), snapped for Justin Tucker to connect on all three field goal attempts, hitting from 33, 28 and 51 yards in the 23-17 win.
- At Pittsburgh (10/6), snapped for Justin Tucker, who kicked a 46-yard field goal in overtime to seal the Ravens' victory in the 26-23 win.
- Against Cincinnati (10/13), snapped for Justin Tucker, who booted a 40-yard field goal to become the fastest kicker in NFL history (118 games) to score 1,000 career points in the 23-17 victory.
- Against San Francisco (12/1), snapped for Justin Tucker, who nailed a 49-yard boot that marked his second game-winning field goal of the season.

**2018 (16/0, 1/0 - Baltimore):** Played in all 16 games and snapped on 65 punts, 36 extra points and 39 field goal attempts, helping the Ravens once again produce one of the NFL's top kicking units with Sam Koch and Justin Tucker. Also posted a special teams tackle.

- Against Buffalo (9/9), snapped on two made field goals from Justin Tucker and helped Sam Koch register five punts for 257 yards (51.4 gross avg.), including three punts inside the 20, in the 47-3 season-opening win.
- Against Denver (9/23), snapped on each of Justin Tucker's two 52-yard field goals in the 27-14 win. Tucker now has six-career games with multiple 50-plus-yard field goals, the most in NFL history.
- At L.A. Chargers (12/22), snapped on three made field goals, including a season-long-tying 56-yarder from Justin Tucker. Recorded a special teams tackle in the victory.

**2017 (16/0 - Baltimore):** Appeared in all 16 games. Snapped on punts and kicks, helping Sam Koch place a franchise-record and NFL-best 40 punts inside the 20-yard line and Justin Tucker make 34 of 37 field goals (91.9 percent), tying his franchise record of 141 points.

- At Cincinnati (9/10), snapped on two made field goals from Justin Tucker and helped Sam Koch register six punts for 250 yards (41.3 gross avg), including two punts inside the 20-yard line, in the 20-0 season-opening victory.
- Against Chicago (10/15), handled snapping duties, helping Justin Tucker connect on three field goals and Sam Koch boot seven punts for 386 yards (55.0 avg.).
- At Minnesota (10/22), snapped on three made field goals, including a season-long 57-yarder from Justin Tucker. Added a special teams tackle



on coverage.

- At Green Bay (11/19), served as the long snapper and helped Sam Koch place five of seven punts inside the 20, in a shutout victory.
- At Cleveland (12/17), handled snapping duties, helping Sam Koch place four punts inside the 20-yard line, including three punts inside the five-yard line.

**2016 (16/0 - Baltimore):** Earned his second straight Pro Bowl nod after handling all snapping duties and helping Justin Tucker score a franchise record 141 points by connecting on 37 of 38 field goal attempts (lone miss was a block), including 10 of 10 from 50-plus yards. Helped Tucker earn a second Pro Bowl invitation and become a unanimous first-team All-Pro selection.

- Against Cincinnati (11/27), snapped on four made field goals from Justin Tucker, who became the first kicker in NFL history to make three field goals of 50-plus yards in the first half of a game.
- Against Philadelphia (12/18), appeared in his 100th career game.

**2015 (16/0 - Baltimore):** Named to his first career Pro Bowl after snapping on 74 punts, 29 extra points and 40 field goal attempts. Helped Sam Koch earn first career Pro Bowl invite with 46.7 gross and 42.9 net averages.

- At Miami (12/6), snapped on two field goals and an extra point from Justin Tucker, who became the fastest kicker in NFL history to reach the 500-point milestone (60 games).

**2014 (7/0 - Baltimore):** Saw action in the first seven games of the season, snapping on 21 punts, extra points and 18 field goal attempts, before being placed on injured reserve on Oct. 20.

- Against Atlanta (10/19), snapped on punts, field goal attempts and extra points before leaving the game with a knee injury in the 29-7 victory.

**2013 (16/0 - Baltimore):** Played in all 16 games for the third consecutive season and snapped on 91 punts, 41 field goal attempts and 26 extra points. Tied a career high with two special teams stops.

- At Detroit (12/16), snapped on a franchise-record six made field goals, including a franchise record 61-yard game-winner by Justin Tucker, in the 18-16 victory.

**2012 (16/0, 4/0 - Baltimore):** Saw action in all 16 games at long snapper and tied a career-high with two special teams tackles while snapping on 83 punts, 42 extra points and 33 field goal attempts. Played in all four postseason games, snapping on 16 extra points, 22 punts and four field goal attempts in the Ravens' Super Bowl XLVII title run.

- Against Oakland (11/11), snapped on a franchise-record extra points, punts and field goal attempts, and was a part of the successful fake field goal attempt that Sam Koch ran in for a touchdown in the 55-20 win.

**2011 (16/0, 2/0 - Baltimore):** Saw action in all 16 games for the first time in his career and snapped on 73 punts, 40 extra point attempts and 39 field goal attempts. Appeared as a reserve in both postseason contests.

- Against Pittsburgh (9/11), snapped on punts, field goal attempts and extra points, including a fake punt Sam Koch ran in for a two-point conversion.

**2010 (15/0 - Baltimore):** Saw action in 15 games and posted two special teams tackles before being placed on injured reserve on Dec. 29 missing the final regular season game.

- At N.Y. Jets (9/13), snapped on six punts and a field goal attempt in his NFL debut.
- At Cleveland (12/26), snapped on three punts, both extra point attempts and two field goal attempts after significantly injuring his knee in the second quarter.

#### COLLEGE:

- Played 38 games in three seasons as the primary long snapper at Tennessee.
- As a senior (2009), handled deep snapper duties on punts, extra points and field goals, the third consecutive year in which he served that role. Often led the charge down field on punts and finished the season with three tackles.
- As a junior (2008), saw action in 12 games. Served as Tennessee's deep snapper for all punts and placements for the second year in a row. Contributed four tackles on special teams, tying for seventh in that category.
- As a sophomore (2007), saw action as the deep snapper in all 14 games and helped placekicker Daniel Lincoln to All-America status and consensus

Freshman All-SEC honors.

- In 2006, was a squad member.
- As a true freshman (2005), redshirted.
- Graduated with a degree in accounting from Tennessee.

#### PERSONAL:

- Attended Evangelical Christian (Memphis, Tenn.) High School, helping guide the Eagles to a state championship appearance as a senior and the semifinal game as a junior.
- As a senior, played center and long snapper earning All-State honorable mention and the Memphis Commercial Appeal Best of Preps Award.
- Began his role as the deep snapper during his junior season of high school.
- Played on the defensive and offensive lines as freshman and sophomore.
- Follow Cox on Twitter and Instagram at @morgancox46.
- Born Morgan Cox on April 26, 1986 in Collierville, Tenn.

## MORGAN COX'S NFL STATISTICS

### REGULAR SEASON

Year	Team	GP	GS	SpT Tackles
2010	Baltimore	15	0	1
2011	Baltimore	16	0	0
2012	Baltimore	16	0	2
2013	Baltimore	16	0	2
2014	Baltimore	7	0	0
2015	Baltimore	16	0	0
2016	Baltimore	16	0	2
2017	Baltimore	16	0	1
2018	Baltimore	16	0	1
2019	Baltimore	16	0	0
2020	Baltimore	15	0	2
2021	Tennessee	17	0	1
2022	Tennessee	1	0	0
NFL Totals		183	0	12

### PLAYOFFS

Year	Team	GP	GS	SpT Tackles
2011	Baltimore	2	0	0
2012	Baltimore	4	0	0
2018	Baltimore	1	0	0
2019	Baltimore	1	0	0
2020	Baltimore	2	0	0
2021	Tennessee	1	0	0
NFL Totals		11	0	0

### Additional Statistics

Fumble Recovery - 1 (2013)



# 41 ZACH CUNNINGHAM

LINEBACKER • 6'3" • 238 LBS • COLLEGE: VANDERBILT

ACQUIRED: WAIVERS (HOU) - 2021 • NFL EXPERIENCE (NFL/TITANS): 6/2

HOMETOWN: PINSON, ALA.

GAMES PLAYED/GAMES STARTED: 77/71 (PLAYOFFS: 4/4)



**PRO:** The Titans claimed Zach Cunningham off waivers in early December 2021 to provide experience and depth in the linebacker corps. The 6-foot-3-inch, 238-pound defender possesses tremendous instincts and speed for the position and led the NFL in tackles in 2020. The Vanderbilt product entered the NFL as a second-round pick of the Houston Texans and spent his first four and a half seasons with the club. He was coached by Titans head coach Mike Vrabel and Titans defensive coordinator Shane Bowen as a rookie in 2017, and was also coached by Titans inside linebackers coach Bobby King from 2017-20.

## CAREER HIGHLIGHTS:

- In 2021, Cunningham saw action in 14 combined games with the Texans and Titans and registered 92 tackles, seven stops for loss, three passes defended and a forced fumble.
- In 2020, Cunningham led the NFL with 163 total tackles. He tied Ray Lewis (2003) and Darius Leonard (2018) for the 10th-most tackles in a single season since 2000.
- In 2019, Cunningham led the AFC with 137 total tackles, including seven tackles for loss, two sacks, three quarterback hits, two passes defended and two fumble recoveries.
- In 2017, Cunningham finished tied for second among all NFL rookies with 87 total tackles.

## TITANS TIDBITS:

- Cunningham became Vanderbilt's first unanimous All-American with a stellar junior campaign in 2016.

## CAREER TRANSACTIONS:

- The Pinson, Ala., native was selected by the Houston Texans in the second round (57th overall) of the 2017 NFL Draft.
- Waived by the Texans on Dec. 8, 2021.
- Claimed by the Titans off waivers from the Texans on Dec. 9, 2021.

## SEASON RECAPS:

### 2022 (1/1 - Tennessee):

- Against N.Y. Giants (9/11), started at linebacker and posted six tackles with an additional stop on special teams.

**2021 (10/7 - Houston; 4/4, 1/1 - Tennessee):** Claimed off waivers from the Texans on Dec. 9. Started four games at inside linebacker for the Titans and registered 25 tackles, three stops for loss and a special teams stop. Was inactive for one contest with the Titans. Started the postseason contest and led the team with 10 tackles, including a stop for loss. Led or tied for the Titans team lead in tackles four times in 2021 (at PIT, vs. MIA, at HOU, vs. CIN). Played in 10 games with seven starts for the Texans and compiled 67 tackles, including four stops for loss, three passes defended and a forced fumble. Was inactive for one contest and missed another game on the reserve/COVID-19 list while with the Texans.

- Against Carolina (9/23), registered a team-best 14 tackles for the Texans.
- At Tennessee (11/21), posted 11 tackles, including a stop for loss, a forced fumble and a pass defended.
- At Pittsburgh (12/19), made his Titans debut as a starter at linebacker and led the team with six tackles. Stuffed Najee Harris for no gain on a rush off right tackle in the second quarter.
- Against Miami (1/2), started at linebacker and tied for the team lead with six tackles. Combined with Harold Landry III to stuff Phillip Lindsay for no gain on a rush up the middle in the first stanza.
- At Houston (1/9), started at linebacker and led the team with nine tackles,

including two stops for loss. Posted a special teams stop on coverage units. Teamed with David Long Jr. to drop Rex Burkhead for a one-yard loss on a rush up the middle in the second stanza. Stonewalled David Johnson for a five-yard loss on a short pass in the third quarter.

- Against Cincinnati (1/22), led the team and set a career postseason high with 10 tackles, including a stop for loss. Dropped Joe Mixon for no gain on a rush up the middle in the second quarter. Combined with Kyle Peko to drop Mixon for a one-yard loss on a rush off left guard in the final stanza.

**2020 (16/16 - Houston):** Started all 16 games and led the NFL with 163 total tackles, while also notching a single-season career high with three sacks.

- Against Baltimore (9/20), recorded a team-high 15 total tackles and logged a sack, a tackle for loss and a quarterback hit. Became the fourth player in franchise history with at least 15 total tackles and a sack in a game.
- Against Minnesota (10/4), tied for the team lead with 10 total tackles, recording consecutive games with at least 10 total tackles for the seventh time in his career.
- Against Jacksonville (10/11), posted 10 total tackles, two tackles for loss, a sack and a quarterback hit. Became just the sixth player in the NFL since 2010 with at least 50 total tackles and two sacks in the first five games of a season.
- At Jacksonville (11/8), tallied seven total tackles, a pass defended and a sack, which set a single season career high (three).
- Against New England (11/22), tied for the team lead with nine total tackles and a quarterback hit, becoming the fourth player in franchise history with at least 100 total tackles in three consecutive seasons.
- Against Tennessee (1/3), joined J.J. Watt (Week 15 of 2012) as the only players in Texans history with at least 10 total tackles, a tackle for loss and a forced fumble in a single game. Snuffed out the screen pass and stopped Jeff Wilson Jr. for a two-yard loss in the second quarter.

**2019 (16/16, 2/2 - Houston):** Started in all 16 regular season games and finished the season with 137 total tackles, including seven tackles for loss, two sacks, three quarterback hits, two passes defended, two fumble recoveries and five special teams tackles. His 137 tackles led the AFC and ranked seventh in the NFL. Was the only player in the NFL in 2019 to record over 100 tackles on defense and at least five tackles on special teams. Started both postseason contests and tallied 16 tackles, including two stops for loss and two passes defended.

- Against Jacksonville (9/15), led the team with 10 total tackles. Sacked Gardner Minshew II for a loss of eight yards.
- Against Carolina (9/29), led the team with 14 total tackles and added a tackle for loss. His 14 tackles were the most by a Texan since Benardrick McKinney recorded 15 in Week 3 of 2016.
- Against Indianapolis (11/21), led the team with a single-game career-high 16 total tackles, which ties for the fourth-most total tackles recorded in a game in Texans history.
- Against New England (12/1), tied for the team lead with seven tackles and added a half sack and a quarterback hit.
- Against Denver (12/8), led the team with 16 total tackles and added two tackles for loss and a special teams tackle.
- At Tennessee (12/15), led the team with 14 total tackles, including a half sack and a quarterback hit. Registered his fourth game with at least 14 tackles in 2019, which set a single-season franchise record and tied DeMeco Ryans (four) for the most such games in a career in franchise history.
- Against Buffalo (1/4), finished second on the team with nine total tackles,

a tackle for loss and a pass defended in the wild card round win. Became the third player in Texans history to record at least five total tackles, a tackle for loss and a pass defended in a postseason game, joining Johnathan Joseph (2011) and J.J. Watt (2012).

- At Kansas City (1/12), led the team with seven total tackles and had a quarterback hit, a tackle for loss and a pass defended in the divisional round.

**2018 (14/14, 1/1 - Houston):** Started 14 games at linebacker and tied for the team lead with a then career-high 105 total tackles. Added five passes defended, an interception returned for a touchdown, three tackles for loss, two forced fumbles and a fumble recovery. Was inactive for two contests. Started his first career postseason contest and registered seven tackles with a pass defended.

- At New England (9/9), finished tied for second on the team with seven total tackles and a pass defended.

- At Indianapolis (9/30), recorded seven total tackles, a stop for loss and two passes defended. Passed Dunta Robinson (105) for the fourth-most total tackles by a player through his first 20 career games in franchise history.

- Against Buffalo (10/14), tallied a then career-high 13 total tackles. Ranked fifth in franchise history for the most total tackles (50) through a player's first six games of a season.

- At Jacksonville (10/21), led the team with 10 total tackles and a forced fumble. Became the first Texans player to record three consecutive games with at least 10 total tackles since DeMeco Ryans and Bernard Pollard in 2010 season.

- Against Cleveland (12/2), notched two total tackles and his first career interception that he returned 38 yards for a touchdown.

- At Philadelphia (12/23), recorded 12 total tackles and a forced fumble. Joined Kiko Alonso and Bobby Wagner as the only players in the NFL to record multiple games with at least 10 total tackles and a forced fumble in 2018.

- Against Indianapolis (1/5), posted seven total tackles, a quarterback hit, a pass defended and a special teams tackle in his postseason debut in the wild card round.

**2017 (16/13 - Houston):** Saw action in all 16 games with 13 starts as a rookie and finished second on the team with 82 total tackles, to go along with six passes defended, five tackles for loss, two quarterback hits, 1.5 sacks and a forced fumble. Finished tied for second among all NFL rookies in total tackles and fourth in franchise history among rookies. Became the first player in franchise history to record 80 total tackles and eight special teams tackles in a single season.

- Against Jacksonville (9/10), recorded four defensive tackles, a pass defended and a special teams stop in his NFL debut.

- At Cincinnati (9/14), made his first career start at linebacker and recorded four solo stops.

- Against Kansas City (10/8), made nine combined tackles and added his first career forced fumble.

- At Tennessee (12/3), notched four total tackles while producing his first career quarterback hit, first two tackles for loss and first career sack.

- Against San Francisco (12/10), posted nine tackles, including a stop for loss and a sack in consecutive weeks for the first time in his career.

- Against Pittsburgh (12/25), notched 10 total tackles, while recording a career-high three passes defended.

#### **COLLEGE:**

- Played three seasons (2014-16) at Vanderbilt after redshirting the 2013 campaign. Finished his Commodores career ranked third in program history with 39.5 tackles for loss and notched 295 career tackles.

- Earned coaches first-team All-SEC honors (2015-16) and was named an Associated Press First-Team All-SEC selection (2015-16).

- As a junior (2016), swept first-team All-America honors from every prestigious outlet, including Associated Press, Football Writers of America (FWAA), Walter Camp Foundation, American Football Coaches Association (AFCA), ESPN, Sports Illustrated, CBS Sports, The Sporting News and USA Today. Became just the third player in Vanderbilt history to earn first-team All-America honors from the Walter Camp Foundation. Finished the regular season leading the SEC with 125 total tackles (9.6 per game), ranking sixth nationally in 2016.

- As a sophomore (2015), played in all 12 games and earned nine starts at inside linebacker and ranked among the league leaders in numerous statistical categories, including tackles for loss, solo tackles, total tackles, forced fumbles and fumble recoveries.

- As a redshirt freshman (2014), compiled 67 total tackles, 1.5 sacks, 6.5 tackles for loss and a forced fumble.

- As a true freshman (2013), redshirted participating as a scout team linebacker.

- Majored in economics at Vanderbilt.

#### **PERSONAL:**

- Attended Pinson (Ala.) Valley High School where he was a senior captain and three-year starter at linebacker for the Indians. Amassed 448 total tackles during his three-year varsity career.

- Concluded his prep career by receiving Alabama 5A Lineman of the Year and Birmingham News' Lineman of the Year honors after 2012 campaign.

- As a senior (2012), earned first-team all-state honors after leading PVHS to an 8-4 record and the second round of the 5A playoffs. Contributed 194 total tackles, including 41 tackles for loss and 12 sacks along with four blocked punts during the season.

- Participated in postseason Semper Fidelis All-American Bowl.

- As junior (2011), earned all-state recognition after registering 152 tackles.

- Son of Fred and Sophie Cunningham. Has four brothers: Frederick, Ethan, Nathan and Zapheth; and two sisters, Gabriel and Danica.

- Enjoys playing the guitar.

- Follow Cunningham on Twitter and Instagram at @ZCunningham\_LB.

- Born Zachary Daniel Cunningham on Dec. 12, 1994 in Pinson, Ala.

## ZACH CUNNINGHAM'S GAME-BY-GAME

Date	Opp	W/L	P/S	Tot	Solo	Asst	Sk	- Yds	QBP	TFL	Int - Yds	-TD	PD	FF	FR - Yds	SpT
Sept 11	NYG	L	S	6	5	1	0.0	0.0	0	0	0	0	0	0	0	1
Sept 19	@ Buf															
Sept 25	LV															
Oct 2	@ Ind															
Oct 9	@ Was															
Oct 23	Ind															
Oct 30	@ Hou															
Nov 6	@ KC															
Nov 13	Den															
Nov 17	@ GB															
Nov 27	Cin															
Dec 4	@ Phi															
Dec 11	Jax															
Dec 18	@ LAC															
Dec 24	Hou															
Dec 29	Dal															
Jan 7/8	@ Jax															
Totals		0-1	1/1	6	5	1	0.0	0.0	0	0	0	0	0	0	0	1



## ZACH CUNNINGHAM'S NFL STATISTICS

### REGULAR SEASON

		TACKLES									INTERCEPTIONS					FUMBLES			
Year	Team	GP	GS	Tot	Solo	Asst	Sk	Yds	QBP	TFL	No	Yds	Lg	TD	PD	FF	FR	Yds	SpT
2017	Houston	16	13	82	45	37	1.5	7.5	2	5	0	0	0	0	6	1	0	0	8
2018	Houston	14	14	105	73	32	0.0	0.0	2	3	1	38	38t	1	5	2	1	0	2
2019	Houston	16	16	137	95	42	2.0	11.0	3	7	0	0	0	0	2	0	2	24	5
2020	Houston	16	16	163	105	58	3.0	16.0	4	7	0	0	0	0	2	1	0	0	1
2021	HST/TEN	14	11	92	50	42	0.0	0.0	1	7	0	0	0	0	3	1	0	0	1
2022	Tennessee	1	1	6	5	1	0.0	0.0	0	0	0	0	0	0	0	0	0	0	1
NFL Totals		77	71	585	373	212	6.5	34.5	12	29	1	38	38t	1	18	5	3	24	17

### PLAYOFFS

		TACKLES									INTERCEPTIONS					FUMBLES			
Year	Team	GP	GS	Tot	Solo	Asst	Sk	Yds	QBP	TFL	No	Yds	Lg	TD	PD	FF	FR	Yds	SpT
2018	Houston	1	1	7	5	2	0.0	0.0	1	0	0	0	0	0	1	0	0	0	1
2019	Houston	2	2	16	10	6	0.0	0.0	1	2	0	0	0	0	2	0	0	0	0
2021	Tennessee	1	1	10	8	2	0.0	0.0	0	1	0	0	0	0	0	0	0	0	0
NFL Totals		4	4	33	23	10	0.0	0.0	2	3	0	0	0	0	3	0	0	0	1

### Single-Game Highs

Tackles - 16 (Twice, last vs. Denver 12/8/19)  
 Sacks - 1 (Five times, last at Jacksonville 11/8/20)  
 Interceptions - 1 vs. Cleveland (12/2/18)  
 Passes Defensed - 3 vs. Pittsburgh (12/25/17)  
 Forced Fumble - 1 (Five times, last at Tennessee 11/21/21)  
 Fumble Recovery - 1 (Three times, last at Jacksonville 11/3/19)  
 Special Teams Tackles - 2 at Cincinnati (9/14/17)

### Playoff Single-Game Highs

Tackles - 10 vs. Cincinnati (1/22/22)  
 Tackles For Loss - 1 vs. Cincinnati (1/22/22)  
 Passes Defensed - 1 (Three times, last at Kansas City 1/12/20)  
 Special Teams Tackles - 1 vs. Indianapolis (1/5/19)


### Additional Statistics

Touchdowns - 1 (38-yard interception return vs. Cleveland, 12/2/18)



# 71 DENNIS DALEY

OFFENSIVE LINE • 6'6" • 326 LBS • COLLEGE: SOUTH CAROLINA  
ACQUIRED: TRADE (CAR) - 2022  
NFL EXPERIENCE (NFL/TITANS): 4/1 • HOMETOWN: COLUMBIA, S.C.  
GAMES PLAYED/GAMES STARTED: 35/21 (PLAYOFFS: 0/0)



**PRO:** The Titans traded for Dennis Daley prior to the start of the 2022 regular season to add experience and versatility to the offensive front. The 6-foot-6-inch, 326-pounder was originally selected by the Carolina Panthers in the sixth round of the 2019 NFL Draft. Daley appeared in 34 games with 21 starts over three seasons with the Panthers (2019-21). The Columbia, S.C., native has started at three positions during his career: left tackle (13), left guard (5) and right guard (3).

#### TITANS TIDBITS:

• Daley attended Georgia Military College after graduating high school. He says, "it was the toughest two years of my life. It was a big change for me. I'm just glad I was able to make it out... It made me 10 times more disciplined. If I can go through that I feel like I can go through anything. That helped me achieve everything at the University of South Carolina and make it to the NFL."

#### CAREER TRANSACTIONS:

- The Columbia, S.C., native was originally selected by the Carolina Panthers in the sixth round (212th overall) of the 2019 NFL Draft.
- Traded by the Panthers to the Titans with a 2024 seventh-round pick in exchange for a 2024 fifth-round draft pick on Aug. 30, 2022.

#### SEASON RECAPS:

##### 2022 (1/0 - Tennessee):

- Against N.Y. Giants (9/11), made his Titans debut as a reserve on special teams.

**2021 (15/9 - Carolina):** Saw action in 15 games with nine starts (one at right guard, five at left guard, three at left tackle). Did not play in one contest and was on reserve/COVID-19 for another game.

**2020 (5/3 - Carolina):** Played in five games with three starts (two at right guard, one at left tackle). Was inactive for the first six games. Was inactive for three more games before being placed on injured reserve on Dec. 22.

**2019 (14/9 - Carolina):** Played in 14 games with nine starts in his rookie campaign. Started nine games at left tackle and was part of an offensive line that helped Christian McCaffrey become the third player in NFL history with over 1,000 yards rushing and 1,000 yards receiving. Was inactive for two games.

#### COLLEGE:

- Played two seasons at South Carolina after transferring from Georgia Military College. Started 23 of the last 24 games for the Gamecocks.
- As a senior (2018), started the first seven games of the 2018 season and was back in the lineup for the last five games. Left midway through the Tennessee victory with an ankle injury and did not travel to Ole Miss.
- Was one of four seniors selected by their peers for the Unselfish Teammate Award for the offense.
- Invited to the Senior Bowl all-star game following his senior campaign.
- As a junior (2017), played in 12 games with 11 starts as a junior college transfer in his first season with the Gamecocks. Did not play in the season-opening win over NC State, but made his South Carolina debut in the Missouri win, seeing extensive time at left tackle in the second half. Moved into the starting lineup at left tackle against Kentucky and remained in that position for the remainder of the season. Named to the SEC Fall Academic Honor Roll.
- Attended Georgia Military College where he started in 2015 and 2016.
- Graduated in December 2018 with a degree in interdisciplinary studies

from South Carolina.

#### PERSONAL:

- Attended Ridge View (Columbia, S.C.) High School and played left tackle and defensive end for the Ridge View Blazers.
- Follow Daley on Instagram at @dennisdaley74.
- Born Dennis Daley on August 7, 1996 in Fort Lauderdale, Fla.

## DENNIS DALEY'S NFL STATISTICS

### REGULAR SEASON

Year	Team	GP	GS
2019	Carolina	14	9
2020	Carolina	5	3
2021	Carolina	15	9
2022	Tennessee	1	0
NFL Totals		35	21

### Starts Breakdown:

2019 - LT 9; 2020 - RG 2, LT 1; 2021 - LG 5, LT 3, RG 1




# 64 NATE DAVIS

OFFENSIVE LINEMAN • 6'3" • 316 LBS • COLLEGE: CHARLOTTE

ACQUIRED: 3RD ROUND - 2019

NFL EXPERIENCE (NFL/TITANS): 4/4 • HOMETOWN: ASHBURN, VA.

GAMES PLAYED/GAMES STARTED: 44/43 (PLAYOFFS: 5/5)



**PRO:** The Titans selected Nate Davis in the third round (82nd overall) of the 2019 NFL Draft. The 6-foot-3-inch, 316-pounder brings quick feet and physicality to the trenches of the offensive line. The Ashburn, Va., native started 42 games during his first three NFL seasons with an additional five playoff starts. The Titans finished in the NFL's top five in rushing in each of those three campaigns.

## CAREER HIGHLIGHTS:

- In 2020, Davis started all 16 games at right guard as part of an offense that tied for the second-overall ranking in the NFL (396.4 yards per game), finished second in rushing (168.1), and allowed the sixth-fewest sacks (25). Davis helped pave the way for Derrick Henry to produce the NFL's eighth all-time 2,000-yard rushing season (2,027).
- As a rookie in 2019, Davis appeared in 13 games with 12 starts at right guard, assuming starting duties in Week 5. Davis also started all three playoff games.

## TITANS TIDBITS:

- Growing up, Davis was 'always a pretty big kid.' He played on the offensive or defensive line during Pop Warner, and estimates that in the fourth grade he weighed around 200 pounds.
- Davis was invited to the 2019 Senior Bowl, which he credits for helping him during the draft process. He went head-to-head with defensive linemen from larger conferences, and as an athlete from a smaller conference, he credits his performance at the Senior Bowl for helping put his name into the conversation ahead of the draft.
- Davis' father purchased him a fishing rod as a child and would take him to the pond near their home in Ashburn, Va., to fish and relax.
- Davis is a car enthusiast who has a knack for identifying the year, make and model of a car. He lists his dream car as a Rolls-Royce.

## CAREER TRANSACTIONS:

- The Ashburn, Va., native was selected by the Titans in the third round (82nd overall) of the 2019 NFL Draft.

## SEASON RECAPS:

### 2022 (1/1):

- Against N.Y. Giants (9/11), started at right guard and was a part of an offensive line that allowed just one sack for zero yards on 33 pass attempts.

**2021 (14/14, 1/1):** Started 14 games at right guard and blocked for the NFL's fifth-ranked rushing attack. Was inactive for three contests. Started the postseason contest at right guard.

- At Seattle (9/19), started at right guard and helped open holes for Derrick Henry to rush for 182 yards.
- Against Indianapolis (9/26), started at right guard and blocked for Titans' rushers to gain 180 yards on the ground.
- At Jacksonville (10/10), started at right guard and helped block for Derrick Henry to amass 130 yards on the ground with three rushing touchdowns.
- Against Buffalo (10/18), started at right guard and was a part of an offensive front that did not allow a sack on 29 pass attempts. Helped open holes for Derrick Henry to amass 143 rushing yards and three scores on 23 carries.
- Against Kansas City (10/24), started at right guard and helped block for an offense that registered 369 total yards while only allowing one sack on 28 pass attempts.
- At Indianapolis (10/31), started at right guard and helped the offense amass 340 total yards in the victory. Left the game late in the third quarter

with an injury.

- At Pittsburgh (12/19), started at right guard and helped block for Titans' ball carriers to amass 201 rushing yards.
- Against San Francisco (12/23), started at right guard. Helped the Titans convert a season-high nine third downs on 16 attempts in the game, while scoring on four of its five possessions in the second half.
- Against Miami (1/2), started at right guard and helped open holes for Titans' ball carriers to gain 198 yards on the ground with two rushing scores.
- At Houston (1/9), started at right guard and helped block for an offense that registered 405 total yards while only allowing one sack on 32 pass attempts.
- Against Cincinnati (1/22), started at right guard and helped open holes for Titans' rushers to amass 140 yards on the ground on 27 carries.

**2020 (16/16, 1/1):** Started all 16 games at right guard and helped Derrick Henry become the eighth player in NFL history to eclipse 2,000 rushing yards in a season. Started the postseason contest at right guard.

- At Denver (9/14), started at right guard and was a part of an offensive front that allowed the Titans to amass 377 total yards. Member of a line that allowed just one sack on 43 pass attempts.
- Against Buffalo (10/13), started at right guard and was a part of an offensive line that blocked for Titans' rushers to gain 139 yards on the ground while not allowing a sack on 28 pass attempts.
- Against Houston (10/18), started at right guard and helped the offense become the first unit in NFL history to have a passer reach 350 yards (364 by Ryan Tannehill) and a rusher reach 200 yards (212 by Derrick Henry) in a game.
- At Cincinnati (11/1), started at right guard and blocked for Titans' rushers to gain 218 yards on 29 carries.
- At Indianapolis (11/29), started at right guard and blocked for Titans' rushers to gain 229 yards on 45 carries. Member of an offensive front that allowed just one sack on 22 pass attempts.
- At Jacksonville (12/13), started at right guard and helped open holes for Titans' rushers to gain 249 yards on the ground, including a 215-yard performance by Derrick Henry.
- Against Detroit (12/20), started at right guard and helped block for Titans' ball carriers to gain 195 yards and score three touchdowns on the ground.
- At Houston (1/3), started at right guard and blocked for Derrick Henry to gain a franchise-record 250 rushing yards in the Titans' division-clinching victory and in the process become the eighth player in NFL history to eclipse 2,000 rushing yards in a season.
- Against Baltimore (1/10), started at right guard.

**2019 (13/12, 3/3):** Played in 13 games with 12 starts at right guard and helped Derrick Henry lead the NFL with 1,540 rushing yards. Was inactive for the first three regular season contests. Started all three postseason contests at right guard. Appeared in his first career NFL contest at Atlanta (9/29/19). Made his first career NFL start against Buffalo (10/6/19).

- At Atlanta (9/29), made his NFL debut as a reserve at right guard. Was a part of an offensive front that did not allow a sack on 27 pass attempts, while opening holes for Titans' ball carriers to gain 138 yards on the ground.
- Against Buffalo (10/6), started his first career NFL contest at right guard.
- Against Kansas City (11/10), started at right guard and helped open holes for Titans' rushers to gain 225 yards on the ground.
- Against Jacksonville (11/24), started at right guard and blocked for Titans' ball carriers to gain 219 rushing yards.
- At Indianapolis (12/1), started at right guard and helped open holes for Derrick Henry to collect 149 rushing yards on 26 carries.

- At Oakland (12/8), started at right guard and was a part of an offensive front that blocked for Titans' ball carriers to gain 161 yards on the ground, while also not allowing a sack on 27 pass attempts.
- Against Houston (12/15), started at right guard and was a member of an offensive line that opened holes for Titans' rushers to gain 163 yards on the ground.
- Against New Orleans (12/22), started at right guard and helped the Titans amass 149 rushing yards on 26 carries.
- At Houston (12/29), started at right guard and was a part of an offensive front that blocked for Derrick Henry to amass 211 yards on the ground and become the NFL's leading rusher in 2019.
- At New England (1/4), started at right guard in his first career postseason game and was a member of an offensive front that opened holes for Derrick Henry to collect 182 yards on the ground.
- At Baltimore (1/11), started at right guard and was a part of an offensive line that blocked for Derrick Henry to collect a franchise postseason record 195 rushing yards.

#### COLLEGE:

- In four seasons at Charlotte (2015-18), Davis appeared in 41 career games with 37 starts. A four-year starter on the offensive line, Davis started at guard from 2015-17 before switching to right tackle for his senior season in 2018.
- As a senior (2018), appeared in eight games with seven starts at tackle. Blocked for the league's fifth-best rushing attack which averaged 159.9 yards per game. Helped create lanes for running back Benny LeMay to record a 1,000-yard season. Earned First Team All-C-USA recognition by Phil Steele and Second Team All-C-USA recognition by the league's coaches. Named Charlotte's Best Offensive Player for 2018 by SB Nation.
- As a junior (2017), started all 12 games at right guard. Helped the 49ers rushing offense rank eighth in C-USA, averaging 166.2 yards per game. Was part of an offensive line that ranked fifth in sacks allowed with 22. Earned Honorable Mention All-C-USA honors.
- As a sophomore (2016), saw action in nine games with eight starts at right guard and helped the 49ers run game rank sixth in C-USA averaging 176.2 yards per game. Earned Honorable Mention All-C-USA honors.
- As a freshman (2015), appeared in all 12 games with 10 starts at right guard.
- Redshirted in 2014.
- Majored in Africana studies and minored in American studies at Charlotte.

#### PERSONAL:

- Attended Stone Bridge (Va.) High School and was a first team all-state and 5A North All-Region First Team lineman. Davis was a four-year letterman in high school.
- Helped lead the Bulldogs to a Liberty District Championship as a senior in 2014.
- In 2013, he was named team MVP, captain, and first team All-Liberty conference en route to helping the Bulldogs win the Virginia AAA Div. 5 Championship.
- Has one older sister, Kimberley.
- Son of Ken and Natalie Davis.
- Follow Davis on Twitter at @Nate\_Davis73.
- Follow Davis on Instagram at @Nate.Davis64.
- List of favorites: (TV show) "Black-ish"; (movie) "The Dark Knight"; (musician) Drake; (food) chicken wings; and (dessert) ice cream.
- Born Nathaniel Matthew Eugene Davis on Sept. 23, 1996 in York, Maine.

## NATE DAVIS' NFL STATISTICS

### REGULAR SEASON

Year	Team	GP	GS
2019	Tennessee	13	12
2020	Tennessee	16	16
2021	Tennessee	14	14
2022	Tennessee	1	1
<b>NFL Totals</b>		<b>44</b>	<b>43</b>

### PLAYOFFS

Year	Team	GP	GS
2019	Tennessee	3	3
2020	Tennessee	1	1
2021	Tennessee	1	1
<b>NFL Totals</b>		<b>5</b>	<b>5</b>

### Starts Breakdown:

2019 - RG 12 (Playoffs - RG 3); 2020 - RG 16 (Playoffs - RG 1); 2021 - RG 14 (Playoffs - RG 1); **2022 - RG 1**

### Additional Career Statistics


Misc. Tackles - 3 (2019), 1 (2021)





# 48 BUD DUPREE

**OUTSIDE LINEBACKER • 6'4" • 269 LBS • COLLEGE: KENTUCKY**  
**ACQUIRED: UNRESTRICTED FREE AGENT (PIT) - 2021**  
**NFL EXPERIENCE (NFL/TITANS): 8/2 • HOMETOWN: IRWINTON, GA.**  
**GAMES PLAYED/GAMES STARTED: 93/73 (PLAYOFFS: 7/6)**



**PRO:** The Titans entered the 2021 NFL free agency period looking to add pass rushing talent and an edge presence from the outside linebacker spot in their 3-4 defensive alignment. The club found just that when they signed veteran Bud Dupree as an unrestricted free agent on March 19, 2021. The 6-foot-4-inch, 269-pounder returned from a season-ending injury with the Pittsburgh Steelers in 2020 to play in 11 games with six starts and totaled 17 tackles, three sacks, 15 quarterback pressures and one forced fumble during his first season in Tennessee. Prior to joining the Titans, Dupree registered 39.5 career sacks and 64 quarterback hits in six seasons (2015-20) with the Steelers. The University of Kentucky product was originally drafted by the Steelers in the first round (22nd overall) of the 2015 NFL Draft.

## CAREER HIGHLIGHTS:

- In 2021, Dupree posted a single-game postseason career-best with one sack.
- In 2019, Dupree set a single-season career-high and ranked tied for ninth in the NFL with 11.5 sacks. He also set a single-season career-high and ranked tied for fourth in the NFL with 16 tackles for loss.
- In 2018, Dupree collected 42 tackles, 5.5 sacks, 13 quarterback hits, three passes defended, a forced fumble and an interception returned for a touchdown.
- Dupree finished his Steelers career with 39.5 sacks, which is the 10th most in franchise history.

## TITANS TIDBITS:

- During the offseason, Dupree hosts an annual charity weekend in his home state of Georgia with the aim of raising money to alleviate families of financial burdens when a child is facing medical issues. Events include a celebrity basketball game, which has included members of the Harlem Globetrotters, as well as 'Riding for a Cause,' which in one year alone raised \$30,000 for Macon Children's Hospital and single-mother homes. The weekend began in his home county, Wilkinson County, but as participation grew, Dupree relocated the weekend to Macon, Ga.
- Dupree has a street named after him, Bud Dupree Drive, in his hometown of Toombsboro, Ga.
- Dupree wore uniform No. 2 at the University of Kentucky because: "I'm trying to be No. 1, but I am working like I am No. 2."

## CAREER TRANSACTIONS:

- The Irwinton, Ga., native was selected by the Pittsburgh Steelers in the first round (22nd overall) of the 2015 NFL Draft.
- Signed by the Steelers as the franchise tag player on April 23, 2020.
- Signed by the Titans as an unrestricted free agent on March 19, 2021.

## SEASON RECAPS:

**2022 (1/1 - Tennessee):** Has tied for the team lead in quarterback pressures once in 2022 (vs. NYG).

- Against N.Y. Giants (9/11), posted a sack, a fumble recovery and tied for the team lead with six quarterback pressures. Dropped Daniel Jones for a six-yard sack in the first quarter. Recovered a Daniel Jones that was forced by a Jeffery Simmons' strip-sack in the second stanza.

**2021 (11/6, 1/0 - Tennessee):** Played in 11 games with six starts at outside linebacker in his first season with the Titans. Ranked fourth on the team with three sacks and fifth on the squad with 15 quarterback pressures. Notched 17 tackles, including two stops for loss, a pass defended and a forced fumble. Was inactive for two games and did not play in another

contest. Placed on injured reserve on Nov. 20 and missed three games before being activated from injured reserve designated to return on Dec. 18. Saw action as a reserve in the postseason contest and registered two tackles, including a sack and two quarterback pressures. Tied for the team lead in sacks twice in 2021 (at PIT, vs. SF). Tied for the team lead in passes defended once in 2021 (vs. BUF).

- Against Arizona (9/12), made his Titans debut as a starter at outside linebacker. Collected a solo tackle and a quarterback pressure.
- Against Buffalo (10/18), saw significant action as a reserve at outside linebacker and registered two tackles, a quarterback pressure and a pass defended. Batted back a pass intended for Cole Beasley in the fourth quarter.
- Against Kansas City (10/24), played as a reserve at outside linebacker and collected a sack, a forced fumble and two quarterback pressures. Ended the Chiefs' first possession by dropping Patrick Mahomes for a seven-yard sack and forcing a fumble that was recovered by Kansas City on third-and-seven in the first quarter.
- At Indianapolis (10/31), saw significant action as a reserve at outside linebacker and posted two tackles and a quarterback pressure. Pressured Carson Wentz causing him to throw a pick-six to Elijah Molden late in the fourth quarter.
- At L.A. Rams (11/7), played as a reserve at outside linebacker and tallied a quarterback pressure. Ended a Rams' drive by pressuring Matthew Stafford and causing an errant throw on fourth-and-one in the fourth quarter.
- At Pittsburgh (12/19), started at outside linebacker against his former team and notched two tackles, including a sack and two quarterback pressures. Dropped Ben Roethlisberger for a nine-yard sack early in the third quarter.
- Against San Francisco (12/23), started at outside linebacker and tallied four tackles, including a sack and two quarterback pressures. Stonewalled Jeff Wilson Jr. for no gain on a rush off right end in the second stanza. Dropped Jimmy Garoppolo for a nine-yard sack early in the fourth quarter.
- At Houston (1/9), started at outside linebacker and compiled three tackles and two quarterback pressures. Combined with Larrell Murchison to stop David Johnson for no gain on a rush off left guard in the first quarter.
- Against Cincinnati (1/22), saw significant action as a reserve at outside linebacker and posted two tackles, including a sack and two quarterback pressures. Ended a Bengals' drive by dropping Joe Burrow for a 16-yard sack on third-and-three in the fourth quarter.

**2020 (11/11, 0/0 - Pittsburgh):** Started 11 games before an injury ended his season. Posted 31 tackles and ranked second on the team in forced fumbles (two), third in sacks (eight), fourth in tackles for loss (eight) and fourth in quarterback hits (15). Placed on injured reserve on Dec. 3.

- At N.Y. Giants (9/14), finished the game with four tackles, two tackles for loss, a quarterback hit and a pass defended. Deflected a pass from Daniel Jones that was picked off in the end zone by Cameron Heyward.
- Against Denver (9/20), registered two tackles, three quarterback hits and strip-sacked Drew Lock in the first quarter, which resulted in a Steelers' takeaway and led to a touchdown for Pittsburgh on the ensuing drive.
- Against Houston (9/27), recorded two tackles, 1.5 sacks and two quarterback hits. Collected his fourth multi-sack game of his career.
- Against Philadelphia (10/11), registered two tackles, two quarterback hits and split a sack of Carson Wentz with Stephon Tuitt.
- Against Cleveland (10/18), registered the fifth multi-sack game of his career, taking down Baker Mayfield twice. Surpassed Kevin Greene and Lawrence Timmons to take over 10th-place on the Steelers' all-time sacks list.

- At Baltimore (11/1), registered four solo tackles and strip-sacked Lamar Jackson in the first quarter at the Steelers' 13-yard line.
- Against Cincinnati (11/15), notched three tackles, two quarterback hits, a tackle for loss and a sack. Sacked Joe Burrow for a seven-yard loss in the fourth quarter on third down.
- At Jacksonville (11/22), posted three tackles, two quarterback hits, a tackle for loss and a nine-yard sack of Jake Luton.
- Against Baltimore (12/2), recorded five solo tackles and two tackles for loss. Left the game in the fourth quarter with an injury and did not return.

**2019 (16/16 - Pittsburgh):** Started all 16 games for the first time in his career and recorded career-highs in tackles (68), solo tackles (49), sacks (11.5 – marking his first career double-digit sack season), quarterback hits (17), tackles for loss (16), passes defended (three – tied in 2018), forced fumbles (four) and fumble recoveries (two). Ranked either first or second on the team in sacks (second), tackles for loss (first) and forced fumbles (second). His 11.5 sacks ranked ninth in the NFL in 2019. His 16 tackles for loss ranked fourth in the NFL in 2019. T.J. Watt (14.5) and Dupree (11.5) were one of three duos in the NFL with at least 11.5 sacks apiece in 2019. Watt and Dupree along with Aaron Donald and Dante Fowler were the only two sets of teammates in the NFL with at least 11.5 sacks, 16 quarterback hits and 14 tackles for loss apiece in 2019. Watt and Dupree became the sixth Steelers tandem in franchise history with 10 or more sacks in a single season and first since James Harrison (10.5) and LaMarr Woodley (10.0) in 2010.

- At New England (9/8), registered a seven-yard sack of Tom Brady in the third quarter and registered four solo tackles, including two tackles for loss.
- Against Cincinnati (9/30), posted six tackles and recorded a strip-sack of Andy Dalton that was recovered by T.J. Watt in the second quarter.
- Against Baltimore (10/6), produced five tackles and recorded a sack for the second week in a row, taking down Lamar Jackson in overtime to set up third-and-long for the Ravens.
- Against Miami (10/28), tallied five tackles and sacked Ryan Fitzpatrick in the second quarter.
- Against Indianapolis (11/3), recorded three solo tackles, three quarterback hits, two sacks, two tackles for loss, a forced fumble and a fumble recovery. Became the fourth player in the NFL this season to have at least two sacks, a forced fumble, a fumble recovery and three quarterback hits in the same game (joining Chandler Jones, Arizona; Nick Bosa, San Francisco; and teammate T.J. Watt). Recorded the second multiple sack game of his career (had 2.5 sacks at Buffalo on Dec. 11, 2016).
- At Cleveland (11/14), recorded four tackles, including two tackles for loss.
- At Cincinnati (11/24), posted two solo tackles, a tackle for loss and strip-sacked Ryan Finley, recovering his own forced fumble, within three minutes of the end of the game to seal the Steelers' win.
- Against Cleveland (12/1), registered six tackles, 1.5 sacks, two quarterback hits, a pass defended and a forced fumble.
- At Arizona (12/8), posted five tackles, three tackles for loss and a four-yard sack of Kyler Murray.
- At N.Y. Jets (12/22), tallied seven tackles, with two tackles for loss and added a one-yard sack of Sam Darnold, registering the first double-digit sack season of his NFL career.
- At Baltimore (12/29), registered four solo tackles with a tackle for loss, two quarterback hits and a sack of Robert Griffin III.

**2018 (16/15 - Pittsburgh):** Played in all 16 games with 15 starts and recorded a then career-high 42 tackles. Added 5.5 sacks, 13 quarterback hits, three passes defended, a forced fumble and an interception, which he returned for a touchdown.

- At Cleveland (9/9), registered a sack and forced fumble on Tyrod Taylor on the final play of the first half.
- At Tampa Bay (9/24), picked off Ryan Fitzpatrick in the second quarter and returned the first interception of his NFL career 10 yards for a touchdown. Added a four-yard sack in the third quarter.
- Against Baltimore (9/30), sacked Joe Flacco in the second quarter for a six-yard loss.
- At Baltimore (11/4), split a sack with Vince Williams of Joe Flacco in the third quarter.
- Against Carolina (11/8), brought down Cam Newton for an 11-yard sack in the third quarter.
- At Oakland (12/9), recorded five tackles and brought down Derek Carr for a seven-yard sack, the 20th of his NFL career.

**2017 (15/15, 1/1 - Pittsburgh):** Started 15 games at outside linebacker and recorded 40 tackles and a then career-high six sacks. Added seven

quarterback hits, a pass defended and a fumble recovery. Was inactive for the regular season opener. Started the postseason contest and tallied four tackles.

- Against Minnesota (9/17), made his season debut and recorded a sack of Case Keenum for a loss of 11 yards.
- Against Cincinnati (10/22), posted his third sack of the season, bringing down Andy Dalton for a loss of 13 yards in the fourth quarter.
- At Indianapolis (11/12), totaled four tackles, a 13-yard sack of Jacoby Brissett and three tackles for loss.
- At Cincinnati (12/4), established a single-season career high with his fifth sack, bringing down Andy Dalton in the fourth quarter.
- At Houston (12/25), made six tackles and recovered a fumble forced by Cameron Heyward in the second quarter, the first defensive fumble recovery of his NFL career.

**2016 (7/4, 3/3 - Pittsburgh):** Saw action in seven games with four starts and posted 24 tackles, 4.5 sacks, six quarterback hits, a forced fumble and a pass defended. Was activated from the team's reserve/injured; designated for return list on Nov. 19. Led all AFC linebackers with 4.5 sacks in December/January. Started all three postseason contests and recorded 15 tackles, a half sack and a pass defended.

- At Buffalo (12/11), made his first start of the season and recorded his first career multi-sack game (2.5), taking down Tyrod Taylor.
- Against Baltimore (12/25), collected four tackles, including a six-yard sack of Joe Flacco.
- Against Cleveland (1/1), recorded a sack and forced fumble on Robert Griffin III.
- Against Miami (1/8), split a sack with James Harrison in the AFC Wild Card game.

**2015 (16/5, 2/2 - Pittsburgh):** Played in all 16 games with five starts as a rookie and registered 26 tackles, four sacks, six quarterback hits and a pass defended. His four sacks tied for fifth among NFL rookies. Became the first rookie since 2013 to record at least one sack in each of his first two NFL games. Started both postseason contests and collected six tackles. Earned the Joe Greene Great Performance Award given annually to the Steelers' top rookie. Named to Gil Brandt's 2015 NFL All-Rookie Team and was selected to the PFWA's All-AFC Team.

- At New England (9/10), made his NFL debut, recording his first career sack on Tom Brady in the first quarter.
- Against San Francisco (9/20), recorded his second sack of the season becoming the first Steelers rookie to have sacks in back-to-back games since 2007 (LaMarr Woodley).
- At San Diego (10/12), collected two tackles and sacked Philip Rivers for a four-yard loss.
- Against Cincinnati (11/1), brought down Andy Dalton for a sack, tying LaMarr Woodley for the third-most sacks by a Steelers rookie since sacks became an official statistic in 1982.
- At Seattle (11/29), made his first career NFL start at outside linebacker and posted a tackle.

#### COLLEGE:

- Played in 47 games with 38 starts at Kentucky (2011-14) and finished with 247 tackles, 23.5 sacks, 38.0 tackles for loss and four forced fumbles.
- Ranked second in Wildcat history at the time he left school with 23.5 career sacks.
- Earned All-SEC honorable mention each of his final three seasons (2012-14), playing both defensive end and linebacker throughout his Kentucky career. Finished in the top-10 in the SEC in quarterback sacks three straight years (2012-14).
- As a senior (2014), was voted team captain and started all 12 games. Notched 74 tackles, 12.5 tackles for loss, eight sacks and his first career interception which he returned for a game-winning touchdown.
- As a junior (2013), started all 11 games he played and finished second on the team with 61 tackles, adding a team-best 9.5 tackles for loss and seven sacks. Also forced two fumbles, had three quarterback hurries and a pass breakup. Had a tackle for loss or a sack in eight of the 11 games and finished the season sixth in the SEC in sacks.
- As a sophomore (2012), started all 12 games and totaled 91 tackles, which ranked 10th in the SEC. Posted 12.5 tackles for loss and 6.5 quarterback sacks, ranking seventh in the league in both categories.
- As a freshman (2011), played in all 12 games, starting the last three and recorded 21 tackles, 14 of which came in his three starting assignments. Collected 2.5 quarterback sacks, two pass breakups and a fumble recovery.
- Graduated with a degree in community and leadership development from

Kentucky in 2015.

**PERSONAL:**

- Attended Wilkinson County (Irwinton, Ga.) High School and was a four-year starter at tight end and three-year starter at defensive end.
- As a senior, was named first team All-State as chosen by the Georgia Sports Writers Association and the Atlanta Journal-Constitution. Totaled more than 1,000 receiving yards with 10 touchdowns, to go along with 62 tackles and 10.0 quarterback sacks.
- His team went 11-3 his senior year and 10-4 as a sophomore, advancing to the Class-A state semifinals each season.
- Was also a basketball standout in high school, helping lead Wilkinson County to the Class-A state championship his senior year.
- Is a member of the Future Business Leaders of America.
- Follow Dupree on Twitter and Instagram at @Bud\_Dupree.

- Born Alvin "Bud" Dupree, Jr. on Feb. 12, 1993 in Macon, Ga.

# BUD DUPREE'S GAME-BY-GAME

## 2015 Pittsburgh Steelers

Date	Opp	W/L	P/S	Tot Solo Asst	Sk - Yds	QBP	TFL	Int - Yds -TD	PD	FF	FR - Yds	SpT
Sept 10	@ NE	L	p	2 2 0	1.0 0.0	1	0	0 0 0 0 0 0 0 0	0	0	0	0
Sept 20	SF	W	p	4 3 1	1.0 3.0	1	1	0 0 0 0 0 0 0 0	0	0	0	0
Sept 27	@ StL	W	p	2 0 2	0.0 0.0	0	0	0 0 0 0 0 0 0 0	0	0	0	0
Oct 1	Bal	L	p	3 2 1	0.0 0.0	0	0	0 0 0 0 0 0 0 0	0	0	0	0
Oct 12	@ SD	W	p	2 2 0	1.0 4.0	1	1	0 0 0 0 0 0 0 0	0	0	0	0
Oct 18	Ari	W	p	1 0 1	0.0 0.0	0	0	0 0 0 0 0 0 0 0	0	0	0	0
Oct 25	@ KC	L	p	1 1 0	0.0 0.0	0	1	0 0 0 0 1 0 0 0	0	0	0	0
Nov 1	Cin	L	p	1 1 0	1.0 0.0	1	0	0 0 0 0 0 0 0 0	0	0	0	0
Nov 8	Oak	W	p	0 0 0	0.0 0.0	0	0	0 0 0 0 0 0 0 0	0	0	0	0
Nov 15	Cle	W	p	3 2 1	0.0 0.0	1	0	0 0 0 0 0 0 0 0	0	0	0	0
Nov 29	@ Sea	L	S	1 1 0	0.0 0.0	0	1	0 0 0 0 0 0 0 0	0	0	0	0
Dec 6	Ind	W	S	1 1 0	0.0 0.0	0	0	0 0 0 0 0 0 0 0	0	0	0	0
Dec 13	@ Cin	W	S	1 0 1	0.0 0.0	1	0	0 0 0 0 0 0 0 0	0	0	0	0
Dec 20	Den	W	p	1 0 1	0.0 0.0	0	0	0 0 0 0 0 0 0 0	0	0	0	0
Dec 27	@ Bal	L	S	1 0 1	0.0 0.0	0	0	0 0 0 0 0 0 0 0	0	0	0	0
Jan 3	@ Cle	W	S	2 2 0	0.0 0.0	0	0	0 0 0 0 0 0 0 0	0	0	0	0
<b>Totals</b>			<b>10-6 16/5</b>	<b>26 17 9</b>	<b>4.0 7.0</b>	<b>6 4</b>	<b>0 0</b>	<b>0 0 1 0 0 0 0 0</b>	<b>0</b>	<b>0</b>	<b>0 0</b>	<b>0 0</b>
<b>Playoffs</b>												
Jan 9	@ Cin	W	S	3 2 1	0.0 0.0	0	1	0 0 0 0 0 0 0 0	0	0	0	0
Jan 17	@ Den	L	S	3 2 1	0.0 0.0	0	1	0 0 0 0 0 0 0 0	0	0	0	0
<b>Totals</b>		<b>1-1 2/2</b>		<b>6 4 2</b>	<b>0.0 0.0</b>	<b>0 2</b>	<b>0 0</b>	<b>0 0 0 0 0 0 0 0</b>	<b>0</b>	<b>0</b>	<b>0 0</b>	<b>0 0</b>

## 2016 Pittsburgh Steelers

Date	Opp	W/L	P/S	Tot Solo Asst	Sk - Yds	QBP	TFL	Int - Yds -TD	PD	FF	FR - Yds	SpT
Activated from injured reserve/designated for return on Nov. 19												
Nov 20	@ Cle	W	p	0 0 0	0.0 0.0	0	0	0 0 0 0 0 0 0 0	0	0	0	0
Nov 24	@ Ind	W	p	2 2 0	0.0 0.0	1	0	0 0 0 0 0 0 0 0	0	0	0	0
Dec 4	NYG	W	p	2 2 0	0.0 0.0	0	0	0 0 0 0 0 0 0 0	0	0	0	0
Dec 11	@ Buf	W	S	6 5 1	2.5 11.0	3	3	0 0 0 0 0 0 0 0	0	0	0	0
Dec 18	@ Cin	W	S	3 2 1	0.0 0.0	0	1	0 0 0 0 0 0 0 0	0	0	0	0
Dec 25	Bal	W	S	4 3 1	1.0 6.0	1	1	0 0 0 0 1 0 0 0	0	0	0	0
Jan 1	Cle	W	S	7 5 2	1.0 7.0	1	0	0 0 0 0 0 1 0 0	0	0	0	0
<b>Totals</b>		<b>7-0 7/4</b>		<b>24 19 5</b>	<b>4.5 24.0</b>	<b>6 5</b>	<b>0 0</b>	<b>0 0 1 1 0 0 0 0</b>	<b>0</b>	<b>0</b>	<b>0 0</b>	<b>0 0</b>
<b>Playoffs</b>												
Jan 8	Mia	W	S	6 3 3	0.5 3.0	2	0	0 0 0 0 0 0 0 0	0	0	0	0
Jan 15	@ KC	W	S	4 4 0	0.0 0.0	1	0	0 0 0 0 0 1 0 0	0	0	0	0
Jan 22	@ NE	L	S	5 3 2	0.0 0.0	0	1	0 0 0 0 0 0 0 0	0	0	0	0
<b>Totals</b>		<b>2-1 3/3</b>		<b>15 10 5</b>	<b>0.5 3.0</b>	<b>3 1</b>	<b>0 0</b>	<b>0 0 1 0 0 0 0 0</b>	<b>0</b>	<b>0</b>	<b>0 0</b>	<b>0 0</b>

## 2017 Pittsburgh Steelers

Date	Opp	W/L	P/S	Tot Solo Asst	Sk - Yds	QBP	TFL	Int - Yds -TD	PD	FF	FR - Yds	SpT
Sept 10	@ Cle	W	IA									
Sept 17	Min	W	S	2 1 1	1.0 11.0	1	1	0 0 0 0 1 0 0 0	0	0	0	0
Sept 24	@ Chi	L	S	4 4 0	0.0 0.0	1	2	0 0 0 0 0 0 0 0	0	0	0	0
Oct 1	@ Bal	W	S	4 4 0	1.0 9.0	1	2	0 0 0 0 0 0 0 0	0	0	0	0
Oct 8	Jax	L	S	1 0 1	0.0 0.0	0	0	0 0 0 0 0 0 0 0	0	0	0	0
Oct 15	@ KC	W	S	1 1 0	0.0 0.0	0	0	0 0 0 0 0 0 0 0	0	0	0	0
Oct 22	Cin	W	S	3 1 2	1.0 13.0	1	1	0 0 0 0 0 0 0 0	0	0	0	0
Oct 29	@ Det	W	S	4 3 1	0.0 0.0	0	0	0 0 0 0 0 0 0 0	0	0	0	0
Nov 12	@ Ind	W	S	4 4 0	1.0 13.0	1	3	0 0 0 0 0 0 0 0	0	0	0	0
Nov 16	Ten	W	S	2 1 1	0.0 0.0	0	0	0 0 0 0 0 0 0 0	0	0	0	0
Nov 26	GB	W	S	4 3 1	0.0 0.0	0	0	0 0 0 0 0 0 0 0	0	0	0	0
Dec 4	@ Cin	W	S	2 1 1	1.0 3.0	1	1	0 0 0 0 0 0 0 0	0	0	0	0
Dec 10	Bal	W	S	1 1 0	0.0 0.0	0	0	0 0 0 0 0 0 0 0	0	0	0	0
Dec 17	NE	L	S	2 2 0	1.0 7.0	1	2	0 0 0 0 0 0 0 0	0	0	0	0
Dec 25	@ Hou	W	S	6 5 1	0.0 0.0	0	0	0 0 0 0 0 0 1 0	0	0	0	0
Dec 31	Cle	W	S	0 0 0	0.0 0.0	0	0	0 0 0 0 0 0 0 0	0	0	0	0
<b>Totals</b>		<b>13-3 15/15</b>		<b>40 31 9</b>	<b>6.0 56.0</b>	<b>7 12</b>	<b>0 0</b>	<b>0 0 1 0 1 0 0 0</b>	<b>0</b>	<b>0</b>	<b>0 0</b>	<b>0 0</b>
<b>Playoffs</b>												
Jan 14	Jax	L	S	4 3 1	0.0 0.0	0	0	0 0 0 0 0 0 0 0	0	0	0	0
<b>Totals</b>		<b>0-1 1/1</b>		<b>4 3 1</b>	<b>0.0 0.0</b>	<b>0 0</b>	<b>0 0</b>	<b>0 0 0 0 0 0 0 0</b>	<b>0</b>	<b>0</b>	<b>0 0</b>	<b>0 0</b>

## 2018 Pittsburgh Steelers

Date	Opp	W/L	P/S	Tot Solo Asst	Sk - Yds	QBP	TFL	Int - Yds -TD	PD	FF	FR - Yds	SpT
Sept 9	@ Cle	T	S	5 4 1	1.0 8.0	2	1	0 0 0 0 2 1 0 0	0	0	0	0
Sept 16	KC	L	S	2 2 0	0.0 0.0	0	0	0 0 0 0 0 0 0 0	0	0	0	0
Sept 24	@ TB	W	S	3 2 1	1.0 4.0	3	1	1 10 1 1 0 0 0 0	0	0	0	0
Sept 30	Bal	L	S	1 1 0	1.0 6.0	1	1	0 0 0 0 0 0 0 0	0	0	0	0
Oct 7	Atl	W	S	6 3 3	0.0 0.0	0	1	0 0 0 0 0 0 0 0	0	0	0	0
Oct 14	@ Cin	W	S	2 2 0	0.0 0.0	0	0	0 0 0 0 0 0 0 0	0	0	0	0
Oct 28	Cle	W	S	4 1 3	0.0 0.0	2	0	0 0 0 0 0 0 0 0	0	0	0	0
Nov 4	@ Bal	W	S	1 0 1	0.5 3.5	1	0	0 0 0 0 0 0 0 0	0	0	0	0
Nov 8	Car	W	S	2 2 0	1.0 11.0	1	2	0 0 0 0 0 0 0 0	0	0	0	0
Nov 18	@ Jax	W	S	3 3 0	0.0 0.0	0	1	0 0 0 0 0 0 0 0	0	0	0	0
Nov 25	@ Den	L	S	0 0 0	0.0 0.0	0	0	0 0 0 0 0 0 0 0	0	0	0	0
Dec 2	LAC	L	S	4 3 1	0.0 0.0	1	1	0 0 0 0 0 0 0 0	0	0	0	0
Dec 9	@ Oak	L	S	4 2 2	1.0 7.0	0	0	0 0 0 0 0 0 0 0	0	0	0	0
Dec 16	NE	W	S	0 0 0	0.0 0.0	0	0	0 0 0 0 0 0 0 0	0	0	0	0
Dec 23	@ NO	L	p	2 2 0	0.0 0.0	1	0	0 0 0 0 0 0 0 0	0	0	0	0
Dec 30	Cin	W	S	3 3 0	0.0 0.0	1	0	0 0 0 0 0 0 0 0	0	0	0	0
<b>Totals</b>		<b>9-6 16/15</b>		<b>42 30 12</b>	<b>5.5 39.5</b>	<b>13 8</b>	<b>1 10</b>	<b>1 3 1 0 0 0 0 0</b>	<b>0</b>	<b>0</b>	<b>0 0</b>	<b>0 0</b>

## 2019 Pittsburgh Steelers

Date	Opp	W/L	P/S	Tot Solo Asst	Sk - Yds	QBP	TFL	Int - Yds -TD	PD	FF	FR - Yds	SpT
Sept 8	@ NE	L	S	4 4 0	1.0 7.0	1	2	0 0 0 0 0 0 0 0	0	0	0	0
Sept 15	Sea	L	S	4 2 2	0.0 0.0	2	0	0 0 0 0 0 0 0 0	0	0	0	0
Sept 22	@ SF	L	S	3 3 0	0.0 0.0	1	1	0 0 0 0 1 0 0 0	0	0	0	0
Sept 30	Cin	W	S	6 5 1	1.0 11.0	1	0	0 0 0 0 0 1 0 0	0	0	0	0
Oct 6	Bal	L	S	5 4 1	1.0 4.0	1	1	0 0 0 0 1 0 0 0	0	0	0	0
Oct 13	@ LAC	W	S	2 1 1	0.0 0.0	0	1	0 0 0 0 0 0 0 0	0	0	0	0
Oct 28	Mia	W	S	5 3 2	1.0 0.0	1	1	0 0 0 0 0 0 0 0	0	0	0	0
Nov 3	Ind	W	S	3 3 0	2.0 15.0	3	2	0 0 0 0 0 0 1 1	0	0	0	0
Nov 10	LAR	W	S	4 3 1	0.0 0.0	0	0	0 0 0 0 0 0 0 0	0	0	0	0
Nov 14	@ Cle	L	S	6 4 2	0.0 0.0	0	2	0 0 0 0 0 0 0 0	0	0	0	0
Nov 24	@ Cin	W	S	2 2 0	1.0 8.0	1	0	0 0 0 0 0 0 1 1	0	0	0	0
Dec 1	Cle	W	S	6 4 2	1.5 7.0	2	0	0 0 0 0 1 1 0 0	0	0	0	0
Dec 8	@ Ari	W	S	5 4 1	1.0 4.0	1	3	0 0 0 0 0 0 0 0	0	0	0	0
Dec 15	Buf	L	S	3 1 2	0.0 0.0	0	0	0 0 0 0 0 0 0 0	0	0	0	0
Dec 22	@ NYJ	L	S	6 2 4	1.0 1.0	1	2	0 0 0 0 0 0 0 0	0	0	0	0
Dec 29	@ Bal	L	S	4 4 0	1.0 0.0	2	1	0 0 0 0 0 0 0 0	0	0	0	0
<b>Totals</b>		<b>8-8 16/16</b>		<b>68 49 19</b>	<b>11.5 57.0</b>	<b>17 16</b>	<b>0 0</b>	<b>0 0 0 3 4 2 0 0</b>	<b>0</b>	<b>0</b>	<b>0 0</b>	<b>0 0</b>

## 2020 Pittsburgh Steelers

Date	Opp	W/L	P/S	Tot	Solo	Asst	Sk	- Yds	QBP	TFL	Int -	Yds	-TD	PD	FF	FR -	Yds	SpT
Sept 14	@ NYG	W	S	4	3	1	0.0	0.0	1	2	0	0	0	1	0	0	0	0
Sept 20	Den	W	S	2	1	1	1.0	8.0	3	0	0	0	0	0	1	0	0	0
Sept 27	Hou	W	S	3	1	2	1.5	3.0	2	0	0	0	0	0	0	0	0	0
Oct 11	Phi	W	S	2	0	2	0.5	5.0	2	0	0	0	0	0	0	0	0	0
Oct 18	Cle	W	S	4	4	0	2.0	13.0	2	2	0	0	0	0	0	0	0	0
Oct 25	@ Ten	W	S	0	0	0	0.0	0.0	0	0	0	0	0	0	0	0	0	0
Nov 1	@ Bal	W	S	4	4	0	1.0	1.0	0	0	0	0	0	0	1	0	0	0
Nov 8	@ Dal	W	S	1	1	0	0.0	0.0	1	0	0	0	0	0	0	0	0	0
Nov 15	Cin	W	S	3	2	1	1.0	7.0	2	1	0	0	0	0	0	0	0	0
Nov 22	@ Jax	W	S	3	2	1	1.0	9.0	2	1	0	0	0	1	0	0	0	0
Dec 2	Bal	W	S	5	5	0	0.0	0.0	0	2	0	0	0	0	0	0	0	0
Dec 7	Was	Placed on injured reserve on Dec. 3, 2020																
Totals		11-0	11/11	31	23	8	8.0	46.0	15	8	0	0	0	2	2	0	0	0



## BUD DUPREE'S NFL STATISTICS

REGULAR SEASON		TACKLES									INTERCEPTIONS					FUMBLES			
Year	Team	GP	GS	Tot	Solo	Asst	Sk	Yds	QBP	TFL	No	Yds	Lg	TD	PD	FF	FR	Yds	SpT
2015	Pittsburgh	16	5	26	17	9	4.0	7.0	6	4	0	0	0	0	1	0	0	0	0
2016	Pittsburgh	7	4	24	19	5	4.5	24.0	6	5	0	0	0	0	1	1	0	0	0
2017	Pittsburgh	15	15	40	31	9	6.0	56.0	7	12	0	0	0	0	1	0	1	0	0
2018	Pittsburgh	16	15	42	30	12	5.5	39.5	13	8	1	10	10t	1	3	1	0	0	0
2019	Pittsburgh	16	16	68	49	19	11.5	57.0	17	16	0	0	0	0	3	4	2	0	0
2020	Pittsburgh	11	11	31	23	8	8.0	46.0	15	8	0	0	0	0	2	2	0	0	0
2021	Tennessee	11	6	17	13	4	3.0	23.0	15	2	0	0	0	0	1	1	0	0	0
2022	Tennessee	1	1	1	1	0	1.0	6.0	6	1	0	0	0	0	0	0	1	0	0
<b>NFL Totals</b>		<b>93</b>	<b>73</b>	<b>249</b>	<b>183</b>	<b>66</b>	<b>43.5</b>	<b>258.5</b>	<b>85</b>	<b>56</b>	<b>1</b>	<b>10</b>	<b>10t</b>	<b>1</b>	<b>12</b>	<b>9</b>	<b>4</b>	<b>0</b>	<b>0</b>

PLAYOFFS		TACKLES									INTERCEPTIONS					FUMBLES			
Year	Team	GP	GS	Tot	Solo	Asst	Sk	Yds	QBP	TFL	No	Yds	Lg	TD	PD	FF	FR	Yds	SpT
2015	Pittsburgh	2	2	6	4	2	0.0	0.0	0	2	0	0	0	0	0	0	0	0	0
2016	Pittsburgh	3	3	15	10	5	0.5	3.0	3	1	0	0	0	0	1	0	0	0	0
2017	Pittsburgh	1	1	4	3	1	0.0	0.0	0	0	0	0	0	0	0	0	0	0	0
2021	Tennessee	1	0	2	2	0	1.0	16.0	2	1	0	0	0	0	0	0	0	0	0
<b>NFL Totals</b>		<b>7</b>	<b>6</b>	<b>27</b>	<b>19</b>	<b>8</b>	<b>1.5</b>	<b>19.0</b>	<b>5</b>	<b>4</b>	<b>0</b>	<b>0</b>	<b>0</b>	<b>0</b>	<b>1</b>	<b>0</b>	<b>0</b>	<b>0</b>	<b>0</b>

### Single-Game Highs

Tackles - 7 vs. Cleveland (1/1/17)  
 Sacks - 2.5 at Buffalo (12/11/16)  
 Interceptions - 1 at Tampa Bay (9/24/18)  
 Forced Fumbles - 1 (Nine times, last vs. Kansas City 10/24/21)  
 Fumble Recovery - **1 (Four times, last vs. N.Y. Giants 9/11/22)**  
 Passes Defensed - 2 at Cleveland (9/9/18)

### Playoff Single-Game Highs

Tackles - 6 vs. Miami (1/8/17)  
 Sacks - 1 vs. Cincinnati (1/22/22)  
 Passes Defensed - 1 at Kansas City (1/15/17)

### Additional Statistics


Touchdown - 1 (10-yard interception return at Tampa Bay, 9/24/18)



# 3

## CALEB FARLEY

**CORNERBACK • 6'2" • 197 LBS • COLLEGE: VIRGINIA TECH**  
**ACQUIRED: 1ST ROUND - 2021 • NFL EXPERIENCE (NFL/TITANS): 2/2**  
**HOMETOWN: MAIDEN, N.C.**  
**GAMES PLAYED/GAMES STARTED: 4/1 (PLAYOFFS: 0/0)**



**PRO:** The Titans selected Caleb Farley with the 22nd overall pick in the first round of the 2021 NFL Draft. The 6-foot-2 inch, 197-pound defender possesses a rare combination of size and speed for an athlete at his position. The Maiden, N.C., native appeared in three contests with one start during his rookie campaign, totaling four tackles and one pass defended before suffering a season-ending injury.

### CAREER HIGHLIGHTS:

- As a rookie in 2021, Farley saw action in three contests and made his first career start. He totaled four tackles and one pass defended before suffering a season-ending injury.
- In 2019, Farley's final season at Virginia Tech, he was named first team All-ACC after he led the conference with 16 passes defended. His four interceptions tied for second place in the conference.
- Farley intercepted two passes in his first collegiate game—and his first game ever playing cornerback—at Florida State on Sept. 3, 2018.

### TITANS TIDBITS:

- Farley credits his late mother, Robin Farley, for instilling in him the faith that has carried him through hard times. Robin lost her life to breast cancer on Jan. 2, 2018, but not before providing him lessons that continue to instruct his life. "She filled my heart with the love of God," Caleb says, "and that's why I am where I am today."
- Farley only began playing cornerback as a redshirt freshman at Virginia Tech after switching from wide receiver. He took to his new position quickly, intercepting six passes in 24 games with the Hokies.
- Growing up he was a big fan of boxer Floyd Mayweather and made it a point to watch all of Mayweather's fights.
- Farley was the third Virginia Tech cornerback selected in the first round in the NFL's "common draft" era (since 1967), joining DeAngelo Hall (2004) and Kyle Fuller (2014). At the age of nine, he met Hall at a youth track-and-field event and got Hall to sign one of the medals he won. He still has the memento.
- Farley is a movie buff. His favorites include "Braveheart," "Troy" and "The Count of Monte Cristo."
- In 2021, Farley made a "childhood dream" come true when he surprised his grandmother by gifting her a new car.

### CAREER TRANSACTIONS:

- The Maiden, N.C., native was selected by the Titans in the first round (22nd overall) of the 2021 NFL Draft.

### SEASON RECAPS:

#### 2022 (1/0):

- Against N.Y. Giants (9/11), played as a reserve at cornerback and posted a tackle.

**2021 (3/1):** Played in three games with a start at cornerback during his rookie campaign and collected four tackles and a pass defended. Was inactive for three contests. Placed on injured reserve on Oct. 19 and missed the final 11 regular season games and the postseason contest. Made his NFL debut against Arizona (9/12/21). Made his first career start against Buffalo (10/18/21).

- Against Arizona (9/12), saw action in his first NFL contest as a reserve at cornerback and on special teams.
- At Jacksonville (10/10), saw significant action as a reserve at cornerback and compiled two tackles and a pass defended. Broke up a pass intended for Laviska Shenault Jr. late in the fourth quarter.
- Against Buffalo (10/18), made his first career start at cornerback and

registered two tackles before leaving the game in the second quarter with an injury.

### COLLEGE:

- During two seasons at Virginia Tech, Farley appeared in 24 games with 23 starts, seeing action in his redshirt sophomore and redshirt junior campaigns. His career totals included six interceptions, 25 passes defended, 56 tackles, one sack, two quarterback hits and seven kickoff returns for 152 yards (21.7 avg.). He was a medical redshirt as a true freshman and opted out of the 2020 campaign due to COVID-19 concerns.
- As a redshirt junior (2020), opted out of the season during the COVID-19 pandemic.
- As a redshirt sophomore (2019), started all 11 games in which he appeared. Named first team All-ACC after leading the conference with 16 passes defended and tying for second in the conference with four interceptions. Also totaled 20 tackles and a quarterback hit.
- As a redshirt freshman (2018), appeared in 13 games with 12 starts. Earned honorable mention for the Mayo Clinic Comeback Player of the Year Award. Registered 36 tackles, one tackle for loss, one sack, two interceptions, nine passes defended and one quarterback hit. Also added seven kickoff returns for 152 total yards (21.7 avg.).
- As a true freshman (2017), redshirted.
- Majored in communication studies at Virginia Tech.

### PERSONAL:

- Attended Maiden (N.C.) High School, where he played quarterback for the Blue Devils. His 124 career touchdowns ranked sixth in the state's record book at the time of his graduation.
- As a senior in 2016, he was named the Southern District 7 Player of the Year. Earned second team All-State honors and set a Maiden school record for rushing in a single season with 2,574 yards. Rushed for 37 touchdowns in addition to his 1,776 passing yards and 21 passing touchdowns. His 58 total touchdowns in a single season ranked third in North Carolina history. Set the state record for touchdowns in a game twice, in back-to-back games, with eight in each contest.
- As a junior, passed for 1,831 yards and 20 touchdowns and rushed for 1,534 yards and 18 touchdowns.
- Also participated in track and field (100, 200, 4x100, long jump) and basketball (point guard).
- Follow Farley on Twitter at @IamCalebFarley and on Instagram at @cr\_farley.
- Son of Robert and the late Robin Farley.
- Has a dog, a Presa Canario named Legend.
- Has one brother, Joshua, who competed in track and field at Appalachian State.
- Born Caleb Ray Farley on Nov. 2, 1998 in Maiden, N.C.

CALEB FARLEY'S GAME-BY-GAME

2021 Tennessee Titans																																					
Date	Opp	W/L	P/S	Tot	Solo	Asst	Sk	- Yds	QBP	TFL	Int	- Yds	-TD	PD	FF	FR	- Yds	SpT																			
Sept 12	Ari	L	p		0	0	0	0.0	0.0	0	0	0	0	0	0	0	0	0	0																		
Sept 19	@ Sea	W	IA																																		
Sept 26	Ind	W	IA																																		
Oct 3	@ NYJ	L	IA																																		
Oct 10	@ Jax	W	p	2	2	0	0.0	0.0	0	0	0	0	0	1	0	0	0	0	0	0	0																
Oct 18	Buf	W	S	2	2	0	0.0	0.0	0	0	0	0	0	0	0	0	0	0	0	0	0																
Oct 24	KC			Placed on injured reserve on Oct. 19																																	
Totals		4-2	3/1	4	4	0	0.0	0.0	0	0	0	0	0	1	0	0	0	0	0	0	0																
2022 Tennessee Titans																																					
Date	Opp	W/L	P/S	Tot	Solo	Asst	Sk	- Yds	QBP	TFL	Int	- Yds	-TD	PD	FF	FR	- Yds	SpT																			
Sept 11	NYG	L	p	1	1	0	0.0	0.0	0	0	0	0	0	0	0	0	0	0	0	0	0																
Sept 19	@ Buf																																				
Sept 25	LV																																				
Oct 2	@ Ind																																				
Oct 9	@ Was																																				
Oct 23	Ind																																				
Oct 30	@ Hou																																				
Nov 6	@ KC																																				
Nov 13	Den																																				
Nov 17	@ GB																																				
Nov 27	Cin																																				
Dec 4	@ Phi																																				
Dec 11	Jax																																				
Dec 18	@ LAC																																				
Dec 24	Hou																																				
Dec 29	Dal																																				
Jan 7/8	@ Jax																																				
Totals				0-1	1/0	1	1	0	0.0	0.0	0	0	0	0	0	0	0	0	0	0	0																

CALEB FARLEY'S NFL STATISTICS

REGULAR SEASON				TACKLES							INTERCEPTIONS						FUMBLES			
Year	Team	GP	GS	Tot	Solo	Asst	Sk	Yds	QBP	TFL	No	Yds	Lg	TD	PD	FF	FR	Yds	SpT	
2021	Tennessee	3	1	4	4	0	0.0	0.0	0	0	0	0	0	0	1	0	0	0	0	
2022	Tennessee	1	0	1	1	0	0.0	0.0	0	0	0	0	0	0	0	0	0	0	0	
NFL Totals		4	1	5	5	0	0.0	0.0	0	0	0	0	0	0	1	0	0	0	0	


Single-Game Highs

Tackles - 2 (Twice, last vs. Buffalo 10/18/21)  
Passes Defensed - 1 at Jacksonville (10/10/21)



# 26 KRISTIAN FULTON

**CORNERBACK • 5'11" • 197 LBS • COLLEGE: LOUISIANA STATE**  
**ACQUIRED: 2ND ROUND - 2020 • NFL EXPERIENCE (NFL/TITANS): 3/3**  
**HOMETOWN: NEW ORLEANS, LA.**  
**GAMES PLAYED/GAMES STARTED: 20/16 (PLAYOFFS: 2/1)**



**PRO:** The Titans selected Kristian Fulton with the 61st overall pick in the second round of the 2020 NFL Draft. The 5-foot-11 inch, 197-pound defender displays excellent speed when defending vertical routes and has the versatility to play both outside and in the slot. In his first two NFL seasons, Fulton appeared in 19 games with 15 starts and tallied 56 tackles, one sack, three interceptions and 15 passes defended. The New Orleans, La., native helped guide Louisiana State to a CFP National Championship title as a senior in 2019.

## CAREER HIGHLIGHTS:

- In 2021, Fulton recorded career-highs in games played (13), games started (13), tackles (40), interceptions (2), and led the team in passes defended (14), which also tied for 11th place in the NFL.

## TITANS TIDBITS:

- Fulton and his older brother, Keith, opened an urban-wear boutique in Nashville called "The Trenches," in March 2021. The store, which is located on Buchanan Street, features a unique blend of fashion, footwear and art. None of the clothing brands in The Trenches are mainstream names. Instead, the store features rising designers from New Orleans and other cities across the country. A large variety of sneakers make up another part of the boutique's unique formula.
- Fulton's older brother, Keith, played wide receiver at Louisiana State. Kristian and Keith were teammates in 2018.
- Fulton wears jersey No. 26 to fuel his competitive fire. "It just reminds me every day that I had eight corners selected before me," Fulton told the Official Titans Podcast. Two plus six equals eight, "So, if you add it up, it's a reminder for me every day."
- His grandfather, Louis Fulton, passed away from coronavirus complications on April 6, 2020, just 18 days before Fulton was drafted.
- Fulton was college roommates with current Titans wide receiver Racye McMath while they were at Louisiana State.

## CAREER TRANSACTIONS:

- The New Orleans, La., native was selected by the Titans in the second round (61st overall) of the 2020 NFL Draft.

## SEASON RECAPS:

### 2022 (1/1):

- Against N.Y. Giants (9/11), posted a career-high six tackles and a forced fumble. Forced a Saquon Barkley fumble that went out of bounds in the fourth quarter.

**2021 (13/13, 1/1):** Started 13 games at cornerback and led the team with 14 passes defended. Registered 40 tackles and two interceptions. Placed on injured reserve on Oct. 18 and missed four games before being activated from injured reserve designated to return on Nov. 10. Started the postseason contest and posted six tackles. Led or tied for the team lead in passes defended eight times in 2021 (vs. ARI, at SEA, at NYJ, vs. NO, at NE, vs. JAX, vs. SF, vs. MIA).

- Against Arizona (9/12), collected three tackles and a team-high two passes defended. Defended a pass intended for A.J. Green in the end zone midway through the first quarter. Broke up a pass intended for Green in the third stanza.
- At Seattle (9/19), posted a tackle and a pass defended. Ended a Seahawks' drive by breaking up a deep pass intended for D.K. Metcalf on third-and-two in the fourth quarter.
- Against Indianapolis (9/26), tallied four tackles and a pass defended.

Halted a Colts' drive by breaking up a pass intended for Michael Pittman Jr. in the first quarter.

- At N.Y. Jets (10/3), notched three tackles and an interception. Intercepted a Zach Wilson pass intended for Corey Davis in the second quarter.
- At Jacksonville (10/10), compiled five tackles and a pass defended before leaving the game in the fourth quarter with an injury. Defended a third-and-eight pass intended for Jamal Agnew late in the second quarter.
- Against New Orleans (11/14), returned to the lineup as a starter at cornerback and collected two tackles and a team-best two passes defended. Broke up a pass intended for Taysom Hill early in the third quarter. Defended a pass intended for Tre'Quan Smith in the final quarter.
- At New England (11/28), recorded four tackles with a pass defended. Broke up a pass intended for Jakobi Meyers in the third stanza.
- Against Jacksonville (12/12), posted four tackles, an interception and another pass defended in the shutout victory. Intercepted a Trevor Lawrence deep pass intended for Jaydon Mickens on third-and-eight in the fourth quarter. Broke up a pass intended for Laquon Treadwell in the final stanza.
- Against Miami (1/2), notched three tackles and a team-best two passes defended. Broke up a pass intended for DeVante Parker in the first quarter. Knocked loose a pass intended for Mike Gesicki in the second quarter.
- Against Cincinnati (1/22), made his first career postseason start at cornerback and posted six tackles.

**2020 (6/2, 1/0):** Played in six games with two starts at cornerback as a rookie and registered 16 tackles, an interception and a sack. Was inactive for three games. Placed on injured reserve on Oct. 31 and missed seven games. Activated from injured reserve designated to return on Dec. 15. Saw action as a reserve in the postseason contest. Made his NFL debut at Denver (9/14/20). Collected his first career interception against Jacksonville (9/20/20). Made his first career start against Houston (10/18/20). Tied for the team lead in sacks once in 2020 (at MIN).

- At Denver (9/14), played as a reserve at cornerback in his first NFL contest and collected four tackles.
- Against Jacksonville (9/20), saw action as a reserve at cornerback and posted three tackles and his first career NFL interception. Registered his first career interception off a deflected Gardner Minshew II pass and raced 44 yards to the Jaguars' 30-yard line setting up the Titans second touchdown.
- At Minnesota (9/27), played as a reserve at cornerback and registered two tackles, a sack and a quarterback pressure. Posted his first career sack by dropping Kirk Cousins for a seven-yard loss in the final quarter.
- Against Houston (10/18), made his first career start at cornerback and produced three tackles.
- Against Pittsburgh (10/25), started at cornerback and registered three tackles before leaving the game late in the second quarter with an injury.
- At Houston (1/3), returned to the lineup as a reserve at cornerback and notched a tackle in the Titans' division-clinching victory.
- Against Baltimore (1/10), played as a reserve at cornerback in his postseason debut.

## COLLEGE:

- During a three-year career at Louisiana State, played in 28 games with 25 starts and totaled 65 tackles, two tackles for loss, 25 passes defended, two interceptions and one forced fumble.
- As a senior (2019), started all 15 games and posted 38 tackles, one tackle for loss, 15 passes defended and one interception. Earned second team All-SEC by the Associated Press. Helped LSU secure a National Championship victory over Clemson with a career-high six tackles and one



pass defended.

- As a junior (2018), started 10 games and tallied 25 tackles, one tackle for loss, 10 passes defended, one interception and one forced fumble.
- As a sophomore (2017), did not see game action.
- As a freshman (2016), appeared in three games and totaled two tackles.
- Graduated from Louisiana State in December 2019 with a degree in sports administration.

#### PERSONAL:

- Attended Archbishop Rummel (Metairie, La.) High School where he was a five-star prospect by 247Sports and a four-star prospect by Rivals, Scouts and ESPN.
- Listed as the No. 1 overall prospect in Louisiana by Rivals and 247 Sports, and the No. 3 corner in the nation by ESPN and Scout.
- Earned Defensive Player of the Year honors on the New Orleans Times Picayune All-Metro list as a senior.
- Named the New Orleans Advocate's Defensive Player of the Year as a junior after tallying 11 interceptions.
- Also played basketball and ran track (hurdles, long jump and triple jump).
- List of favorites: (TV show) "Snowfall," "Power," "Ozark," and "Martin"; (movies) "Harlem Nights," "Maze Runner," and "Harry Potter"; (musicians) Meek Mill and Kodak Black.
- Follow Fulton on Twitter and Instagram at @Kriss1\_.
- Son of Michelle and Keith Fulton.
- Has two brothers and one sister.
- Born Kristian Michael Shaw Fulton on Sept. 3, 1998 in New Orleans, La.

## KRISTIAN FULTON'S GAME-BY-GAME

### 2020 Tennessee Titans

Date	Opp	W/L	P/S	Tot	Solo	Asst	Sk	- Yds	QBP	TFL	Int	- Yds	-TD	PD	FF	FR	- Yds	SpT
Sept 14	@ Den	W	p	4	3	1	0.0	0.0	0	0	0	0	0	0	0	0	0	0
Sept 20	Jax	W	p	3	3	0	0.0	0.0	0	0	1	44	0	1	0	0	0	0
Sept 27	@ Min	W	p	2	2	0	1.0	7.0	1	1	0	0	0	0	0	0	0	0
Oct 13	Buf	W	R/C															
Oct 18	Hou	W	S	3	3	0	0.0	0.0	0	0	0	0	0	0	0	0	0	0
Oct 25	Pit	L	S	3	2	1	0.0	0.0	0	0	0	0	0	0	0	0	0	0
Nov 1	@ Cin	L	IR															
Nov 8	Chi	W	IR															
Nov 12	Ind	L	IR															
Nov 22	@ Bal	W	IR															
Nov 29	@ Ind	W	IR															
Dec 6	Cle	L	IR															
Dec 13	@ Jax	W	IR															
Dec 20	Det	W	IA															
Dec 27	@ GB	L	IA															
Jan 3	@ Hou	W	p	1	1	0	0.0	0.0	0	0	0	0	0	0	0	0	0	0
Totals		11-5	6/2	16	14	2	1.0	7.0	1	1	1	44	0	1	0	0	0	0
Playoffs																		
Jan 10	Bal	L	p	0	0	0	0.0	0.0	0	0	0	0	0	0	0	0	0	0
Totals		0-1	1/0	0	0	0	0.0	0.0	0	0	0	0	0	0	0	0	0	0

### 2021 Tennessee Titans

Date	Opp	W/L	P/S	Tot	Solo	Asst	Sk	- Yds	QBP	TFL	Int	- Yds	-TD	PD	FF	FR	- Yds	SpT
Sept 12	Ari	L	S	3	3	0	0.0	0.0	0	0	0	0	0	2	0	0	0	0
Sept 19	@ Sea	W	S	1	1	0	0.0	0.0	0	0	0	0	0	1	0	0	0	0
Sept 26	Ind	W	S	4	2	2	0.0	0.0	0	0	0	0	0	1	0	0	0	0
Oct 3	@ NYJ	L	S	3	3	0	0.0	0.0	0	0	1	13	0	1	0	0	0	0
Oct 10	@ Jax	W	S	5	4	1	0.0	0.0	0	0	0	0	0	1	0	0	0	0
Oct 18	Buf	W	IR															
Oct 24	KC	W	IR															
Oct 31	@ Ind	W	IR															
Nov 7	@ LAR	W	IR															
Nov 14	NO	W	S	2	1	1	0.0	0.0	0	0	0	0	0	2	0	0	0	0

Nov 21	Hou	L	S	3	1	2	0.0	0.0	0	0	0	0	0	0	0	0	0	0
Nov 28	@ NE	L	S	4	3	1	0.0	0.0	0	0	0	0	0	0	1	0	0	0
Dec 12	Jax	W	S	4	3	1	0.0	0.0	0	0	1	0	0	2	0	0	0	0
Dec 19	@ Pit	L	S	3	3	0	0.0	0.0	0	0	0	0	0	0	0	0	0	0
Dec 23	SF	W	S	2	1	1	0.0	0.0	0	0	0	0	0	1	0	0	0	0
Jan 2	Mia	W	S	3	3	0	0.0	0.0	0	0	0	0	0	2	0	0	0	0
Jan 9	@ Hou	W	S	3	2	1	0.0	0.0	0	0	0	0	0	0	0	0	0	0
Totals		12-5	13/13	40	30	10	0.0	0.0	0	0	2	13	0	14	0	0	0	0
Playoffs																		
Jan 22	Cin	L	S	6	4	2	0.0	0.0	0	0	0	0	0	0	0	0	0	0
Totals		0-1	1/1	6	4	2	0.0	0.0	0	0	0	0	0	0	0	0	0	0

### 2022 Tennessee Titans

Date	Opp	W/L	P/S	Tot	Solo	Asst	Sk	- Yds	QBP	TFL	Int	- Yds	-TD	PD	FF	FR	- Yds	SpT
Sept 11	NYG	L	S	6	5	1	0.0	0.0	0	0	0	0	0	0	1	0	0	0
Sept 19	@ Buf																	
Sept 25	LV																	
Oct 2	@ Ind																	
Oct 9	@ Was																	
Oct 23	Ind																	
Oct 30	@ Hou																	
Nov 6	@ KC																	
Nov 13	Den																	
Nov 17	@ GB																	
Nov 27	Cin																	
Dec 4	@ Phi																	
Dec 11	Jax																	
Dec 18	@ LAC																	
Dec 24	Hou																	
Dec 29	Dal																	
Jan 7/8	@ Jax																	
Totals		0-1	1/1	6	5	1	0.0	0.0	0	0	0	0	0	0	1	0	0	0

## KRISTIAN FULTON'S NFL STATISTICS

### REGULAR SEASON

				TACKLES							INTERCEPTIONS					FUMBLES			
Year	Team	GP	GS	Tot	Solo	Asst	Sk	Yds	QBP	TFL	No	Yds	Lg	TD	PD	FF	FR	Yds	SpT
2020	Tennessee	6	2	16	14	2	1.0	7.0	1	1	1	44	44	0	1	0	0	0	0
2021	Tennessee	13	13	40	30	10	0.0	0.0	0	0	2	13	13	0	14	0	0	0	0
2022	Tennessee	1	1	6	5	1	0.0	0.0	0	0	0	0	0	0	0	1	0	0	0
NFL Totals		20	16	62	49	13	1.0	7.0	1	1	3	57	44	0	15	1	0	0	0

### PLAYOFFS

				TACKLES							INTERCEPTIONS					FUMBLES			
Year	Team	GP	GS	Tot	Solo	Asst	Sk	Yds	QBP	TFL	No	Yds	Lg	TD	PD	FF	FR	Yds	SpT
2020	Tennessee	1	0	0	0	0	0.0	0.0	0	0	0	0	0	0	0	0	0	0	0
2021	Tennessee	1	1	6	4	2	0.0	0.0	0	0	0	0	0	0	0	0	0	0	0
NFL Totals		2	1	6	4	2	0.0	0.0	0	0	0	0	0	0	0	0	0	0	0

### Single-Game Highs

Tackles - **6 vs. N.Y. Giants (9/11/22)**

Interceptions - 1 (Three times, last vs. Jacksonville 12/12/21)

Interception Long - 44 vs. Jacksonville (9/20/20)

Passes Defensed - 2 (Four times, last vs. Miami 1/2/22)

Sacks - 1 at Minnesota (9/27/20)

Forced Fumbles - **1 vs. N.Y. Giants (9/11/22)**


### Playoff Single-Game Highs

Tackles - 6 vs. Cincinnati (1/22/22)



# 94 Da'SHAWN HAND

**DEFENSIVE END • 6'3" • 297 LBS • COLLEGE: ALABAMA**  
**ACQUIRED: FREE AGENT - 2021 • NFL EXPERIENCE (NFL/TITANS): 5/2**  
**HOMETOWN: WOODBRIDGE, VA.**  
**GAMES PLAYED/GAMES STARTED: 31/11 (PLAYOFFS: 0/0)**



**PRO:** The Titans signed Da'Shawn Hand to their practice squad prior to the final week of the 2021 regular season to add depth and experience to the defensive front. The 6-foot-3-inch, 297-pounder came to the Titans having collected 54 tackles, three sacks, three forced fumbles and one fumble recovery during four seasons (2018-21) with the Detroit Lions. The University of Alabama product has also spent time on the Indianapolis Colts' practice squad. Hand originally entered the NFL as a fourth-round pick (114th overall) of the Detroit Lions in the 2018 NFL Draft.

## CAREER HIGHLIGHTS:

- Hand tallied a career-high six tackles in his second career game at San Francisco in 2018.
- Hand recorded all three of his career sacks during his rookie campaign in 2018 becoming the first Lions rookie to record at least three sacks in a season since 2013.

## TITANS TIDBITS:

- Hand bought his mother a brand new 2019 CLA 250 Mercedes-Benz for her birthday in April of 2019.

## CAREER TRANSACTIONS:

- The Woodbridge, Va., native was originally selected by the Detroit Lions in the fourth round (114th overall) of the 2018 NFL Draft.
- Waived by the Lions with an injury settlement on Nov. 30, 2021.
- Signed by the Indianapolis Colts to their practice squad on Dec. 21, 2021.
- Waived by the Colts from their practice squad on Dec. 31, 2021.
- Signed by the Titans to their practice squad on Jan. 5, 2022.
- Activated from the practice squad to the active roster standard elevation on Jan. 8, 2022.

## SEASON RECAPS:

### 2022 (1/0 - Tennessee):

- Against N.Y. Giants (9/11), saw limited action as a reserve at defensive end and posted a quarterback pressure.

**2021 (3/0 - Detroit; 1/0, 0/0 - Tennessee):** Saw action as a reserve in one contest with the Titans after being signed as a free agent on Jan. 5. Was a member of the Titans' practice squad for the postseason contest. Appeared in three games with the Lions and tallied two tackles. Placed on injured reserve by the Lions on Sept. 2. Activated from injured reserve designated to return by the Lions on Oct. 30. Placed on season-ending injured reserve by the Lions on Nov. 23. Released by the Lions with an injury settlement on Nov. 30.

- At Pittsburgh (11/14), saw action as a reserve on the defensive front and posted two tackles.
- At Houston (1/9), made his Titans debut as a reserve on the defensive front.

**2020 (10/1 - Detroit):** Played in 10 games with one start and totaled 19 tackles, one tackle for loss and one forced fumble. Was inactive for three games. Placed on injured reserve on Dec. 19.

- At Green Bay (9/20), made his lone start of the season and picked up two tackles.
- At Arizona (9/27), tallied three tackles.
- At Atlanta (10/25), recorded a season-high four tackles and one forced fumble.
- Against Indianapolis (11/1), registered a season high with four tackles, including a stop for loss.
- Against Green Bay (12/13), posted three tackles.

**2019 (3/2 - Detroit):** Appeared in three games with two starts and collected six tackles and one tackle for loss. Was inactive for 10 contests. Placed on injured reserve on Dec. 12.

- Against N.Y. Giants (10/27), posted four tackles and one pass defended.

**2018 (13/8 - Detroit):** Appeared in 13 games with eight starts and recorded career highs in tackles (27), sacks (three), tackles for loss (four) and forced fumbles (two) during his rookie campaign. Was inactive for one contest. Placed on injured reserve on Dec. 18.

- Against the N.Y. Jets (9/10), made his NFL debut and totaled four tackles.
- At San Francisco (9/16), made his first career NFL start and totaled a career-high six tackles to go along with one tackle for loss.
- At Dallas (9/30), recorded his first career sack and added three tackles and a forced fumble.
- Against Green Bay (10/7), tallied four tackles, one sack, one forced fumble and one fumble recovery.
- At Chicago (11/11), recorded one sack making him the first Lions rookie to record at least three sacks in a season since 2013.

## COLLEGE:

- Appeared in 50 games at the University of Alabama (2015-17) and recorded 64 career tackles, eight sacks, 13.5 tackles for loss, one forced fumble and one fumble recovery.
- As a senior (2017), saw action in 11 games with nine starts and collected 27 tackles with 3.5 tackles for loss, three sacks and recovered a fumble. Earned second-team All-SEC honors from the conference coaches.
- As a junior (2016), appeared in 15 games and totaled 21 tackles with two sacks, five quarterback hurries and one forced fumble. Was selected to the Lombardi Award Preseason Watch List, given annually to the nation's top lineman.
- As a sophomore (2015), saw action in 15 games and collected 16 tackles, three sacks, 6.5 tackles for loss and two quarterback hurries. Was named one of the team's coaching staff's defensive players of the week for his efforts against ULM.
- As a true freshman (2014), played in nine games and finished with seven tackles and two sacks.

## PERSONAL:

- Attended Woodbridge High School and earned Virginia all-state selections as a junior and senior while amassing 56 sacks during his four-year high school career.
- Was ranked the number one player in the Rivals100 and earned first-team USA Today All-American honors in 2012 and 2013. Was a unanimous five-star prospect and rated the number one strong-side defensive end by Rivals.com and top player in the state of Virginia.
- A dual-sport athlete in high school, he was also a Virginia state champion wrestler.
- Follow Hand on Twitter at @TheHand54 and on Instagram at @dhand\_9.
- Born Da'Shawn Hand on Nov. 14, 1995 in Philadelphia, Pa.

## Da'SHAWN HAND'S GAME-BY-GAME

### 2018 Detroit Lions

Date	Opp	W/L	P/S	Tot Solo Asst	Sk - Yds	QBP	TFL	Int - Yds -TD	PD	FF	FR - Yds	SpT
Sept 10	NYJ	L	p	4 3 1	0.0 0.0	0	0	0 0 0 0 0 0 0 0	0	0	0	0
Sept 16	@ SF	L	S	6 5 1	0.0 0.0	0	1	0 0 0 0 0 0 0 0	0	0	0	0
Sept 23	NE	W	S	2 0 2	0.0 0.0	0	0	0 0 0 0 0 0 0 0	0	0	0	0
Sept 30	@ Dal	L	S	3 3 0	1.0 1.0	0	2	0 0 0 0 0 1 0 0	0	0	0	0
Oct 7	GB	W	S	4 4 0	1.0 6.0	1	0	0 0 0 0 0 1 1 0	0	0	0	0
Oct 21	@ Mia	W	S	1 1 0	0.0 0.0	0	0	0 0 0 0 0 0 0 0	0	0	0	0
Oct 28	Sea	L	S	2 1 1	0.0 0.0	0	0	0 0 0 0 0 0 0 0	0	0	0	0
Nov. 4	@ Min	L	S	1 1 0	1.0 7.0	0	0	0 0 0 0 0 0 0 0	0	0	0	0
Nov 11	@ Chi	L	p	1 1 0	0.0 0.0	1	1	0 0 0 0 0 0 0 0	0	0	0	0
Nov 18	Car	W	p	1 1 0	0.0 0.0	0	0	0 0 0 0 0 0 0 0	0	0	0	0
Nov 22	Chi	L	p	0 0 0	0.0 0.0	0	0	0 0 0 0 0 0 0 0	0	0	0	0
Dec 2	LAR	L	p	2 2 0	0.0 0.0	0	0	0 0 0 0 0 0 0 0	0	0	0	0
Dec 9	@ Ari	W	S	0 0 0	0.0 0.0	0	0	0 0 0 0 0 0 0 0	0	0	0	0
Dec 16	@ Buf	L	IA									
Dec 23	Min			Placed on injured reserve on Dec. 18, 2018								
Totals			5-9 13/8	27 22 5	3.0 14.0	2	4	0 0 0 0 0 2 1 0	0	0	0	0

### 2019 Detroit Lions

Date	Opp	W/L	P/S	Tot Solo Asst	Sk - Yds	QBP	TFL	Int - Yds -TD	PD	FF	FR - Yds	SpT
Sept 8	@ Ari	T	IA									
Sept 15	LAC	W	IA									
Sept 22	@ Phi	W	IA									
Sept 29	KC	L	IA									
Oct 14	@ GB	L	IA									
Oct 20	Min	L	IA									
Oct 27	NYG	W	p	4 4 0	0.0 0.0	0	1	0 0 0 0 1 0 0 0	0	0	0	0
Nov 3	@ Oak	L	S	1 0 1	0.0 0.0	0	0	0 0 0 0 0 0 0 0	0	0	0	0
Nov 10	@ Chi	L	IA									
Nov 17	Dal	L	IA									
Nov 24	@ Was	L	IA									
Nov 28	Chi	L	S	1 0 1	0.0 0.0	0	0	0 0 0 0 0 0 0 0	0	0	0	0
Dec 8	@ Min	L	IA									
Dec 15	TB			Placed on injured reserve on Dec. 12, 2019								
Totals			3-9-1 2/3	6 4 2	0.0 0.0	0	1	0 0 0 0 1 0 0 0	0	0	0	0

### 2020 Detroit Lions

Date	Opp	W/L	P/S	Tot Solo Asst	Sk - Yds	QBP	TFL	Int - Yds -TD	PD	FF	FR - Yds	SpT
Sept 13	Chi	L	p	1 1 0	0.0 0.0	0	0	0 0 0 0 0 0 0 0	0	0	0	0
Sept 20	@ GB	L	p	2 1 1	0.0 0.0	0	0	0 0 0 0 0 0 0 0	0	0	0	0
Sept 27	@ Ari	W	p	3 2 1	0.0 0.0	0	0	0 0 0 0 0 0 0 0	0	0	0	0
Oct 4	NO	L	p	1 0 1	0.0 0.0	0	0	0 0 0 0 0 0 0 0	0	0	0	0
Oct 18	@ Jax	W	S	0 0 0	0.0 0.0	0	0	0 0 0 0 0 0 0 0	0	0	0	0
Oct 25	@ Atl	W	S	4 3 1	0.0 0.0	0	0	0 0 0 0 0 1 0 0	0	0	0	0
Nov. 1	Ind	L	p	4 2 2	0.0 0.0	0	1	0 0 0 0 0 0 0 0	0	0	0	0
Nov 8	@ Min	L	p	1 0 1	0.0 0.0	0	0	0 0 0 0 0 0 0 0	0	0	0	0
Nov 15	Was	W	p	0 0 0	0.0 0.0	0	0	0 0 0 0 0 0 0 0	0	0	0	0
Nov 22	@ Car	L	IA									
Nov 26	Hou	L	IA									
Dec 6	@ Chi	W	IA									
Dec 13	GB	L	p	3 3 0	0.0 0.0	0	0	0 0 0 0 0 0 0 0	0	0	0	0

Dec 20 @ Ten

Placed on injured reserve on Dec. 19, 2020

Totals	5-8 10/1	19 12 7	0.0 0.0	0 1 0	0 0 0 0 1 0 0 0
--------	----------	---------	---------	-------	-----------------

### 2021 Detroit Lions

Date	Opp	W/L	P/S	Tot Solo Asst	Sk - Yds	QBP	TFL	Int - Yds -TD	PD	FF	FR - Yds	SpT
Sept 12	SF	L	IR									
Sept 20	@ GB	L	IR									
Sept 26	Bal	L	IR									
Oct 3	@ Chi	L	IR									
Oct 10	@ Min	L	IR									
Oct 17	Cin	L	IR									
Oct 24	@ LAR	L	IR									
Oct 31	Phi	L	p	0 0 0	0.0 0.0	0	0	0 0 0 0 0 1 0 0	0	0	0	0
Nov. 14	@ Pit	T	p	2 1 1	0.0 0.0	0	0	0 0 0 0 0 0 0 0	0	0	0	0
Nov. 21	@ Cle	L	p	0 0 0	0.0 0.0	0	0	0 0 0 0 0 0 0 0	0	0	0	0
Nov. 25	Chi			Placed on injured reserve on Nov. 23, 2021								
Totals			0-9-1 3/0	2 1 1	0.0 0.0	0	0	0 0 0 0 0 1 0 0	0	0	0	0

### 2021 Tennessee Titans

Date	Opp	W/L	P/S	Tot Solo Asst	Sk - Yds	QBP	TFL	Int - Yds -TD	PD	FF	FR - Yds	SpT
Jan 9	@ Hou	W	p	0 0 0	0.0 0.0	0	0	0 0 0 0 0 0 0 0	0	0	0	0
Totals			1-0 1/0	0 0 0	0.0 0.0	0	0	0 0 0 0 0 0 0 0	0	0	0	0

### 2022 Tennessee Titans

Date	Opp	W/L	P/S	Tot Solo Asst	Sk - Yds	QBP	TFL	Int - Yds -TD	PD	FF	FR - Yds	SpT
Sept 11	NYG	L	p	0 0 0	0.0 0.0	0	1	0 0 0 0 0 0 0 0	0	0	0	0
Sept 19	@ Buf											
Sept 25	LV											
Oct 2	@ Ind											
Oct 9	@ Was											
Oct 23	Ind											
Oct 30	@ Hou											
Nov 6	@ KC											
Nov 13	Den											
Nov 17	@ GB											
Nov 27	Cin											
Dec 4	@ Phi											
Dec 11	Jax											
Dec 18	@ LAC											
Dec 24	Hou											
Dec 29	Dal											
Jan 7/8	@ Jax											
Totals			0-1 1/0	0 0 0	0.0 0.0	1	0	0 0 0 0 0 0 0 0	0	0	0	0

## Da'SHAWN HAND'S NFL STATISTICS

### REGULAR SEASON

Year	Team	GP GS		TACKLES					INTERCEPTIONS					FUMBLES			
				Tot	Solo	Asst	Sk	Yds	QBP	TFL	No	Yds	Lg	TD	PD	FF	FR Yds SpT
2018	Detroit	13	8	27	22	5	3.0	14.0	2	4	0	0	0	0	0	2	1 0 0
2019	Detroit	3	2	6	4	2	0.0	0.0	0	1	0	0	0	0	1	0	0 0 0
2020	Detroit	10	1	19	12	7	0.0	0.0	0	1	0	0	0	0	0	1	0 0 0
2021	DET/TEN	4	0	2	1	1	0.0	0.0	0	0	0	0	0	0	1	0	0 0 0
2022	Tennessee	1	0	0	0	0	0.0	0.0	1	0	0	0	0	0	0	0	0 0 0
NFL Totals		31	11	54	39	15	3.0	14.0	3	6	0	0	0	0	2	3	1 0 0

### Single-Game Highs

Tackles - 6 at San Francisco (9/16/18)  
 Sacks - 1 (Three times, last at Chicago 9/11/18)  
 Pass Defensed - 1 (Twice, last vs. Philadelphia 10/31/21)  
 Forced Fumbles - 1 (Three times, last at Atlanta 10/25/20)  
 Fumble Recoveries - 1 vs. Green Bay (10/7/18)





# 25 HASSAN HASKINS

**RUNNING BACK • 6'2" • 228 LBS • COLLEGE: MICHIGAN**  
**ACQUIRED: 4TH ROUND - 2022 • NFL EXPERIENCE: ROOKIE**  
**HOMETOWN: ST. LOUIS, MO.**  
**GAMES PLAYED/GAMES STARTED: 1/0 (PLAYOFFS: 0/0)**



**PRO:** The Titans selected Hassan Haskins in the fourth round (131st overall) of the 2022 NFL Draft. The 6-foot-2-inch, 228-pounder is a stout running back that has a physical, grinding approach to his carries that wears down opposing defenses. The St. Louis, Mo., native gets the most out of his rushes as evidence by only having six negative rushing yards during his senior campaign. He is also a reliable ball carrier with no fumbles during his collegiate career. Haskins recorded 2,324 rushing yards and 30 scores in his four seasons in Ann Arbor.

## CAREER HIGHLIGHTS:

- In 2021, Haskins was named first-team All Big Ten after rushing 270 times for 1,327 yards with a school-record 20 rushing touchdowns.
- As a senior, Haskins enjoyed quite the final game against rival Ohio State, posting a career-best 169 rushing yards while tying a Michigan record with five rushing touchdowns. His five rushing scores against the Buckeyes are the most for any opponent ever against Ohio State.
- Haskins had only 26 negative rushing yards his entire career and did not fumble in 452 rushing attempts.

## TITANS TIDBITS:

- Hassan's brother, Maurice Alexander, was a fourth-round pick by the Rams in 2014 and has also played for the Seahawks and Bills.
- Haskins was also a defensive standout in high school. He registered 21 sacks in his final two prep seasons and actually practiced at linebacker during part of his freshman season at Michigan.
- Haskins' hidden talent is that he can do a standing backflip.

## CAREER TRANSACTIONS:

- The St. Louis, Mo., native was selected by the Titans in the fourth round (131st overall) of the 2022 NFL Draft.

## SEASON RECAPS:

### 2022 (1/0):

- Against N.Y. Giants (9/11), made his NFL debut as a reserve at running back and on special teams.

### COLLEGE:

- During four seasons at Michigan, Haskins appeared in 36 career games with 22 starts at running back and carried the ball 452 times for 2,324 yards and scored 30 rushing touchdowns. Named 2021 first-team All-Big Ten and earned honorable mention all-conference in 2019 and 2020. Registered 10 career 100-yard rushing games. Became the 24th running back in school history to surpass 2,000 rushing yards. Had only 26 negative rushing yards his entire career and did not fumble in 452 rushing attempts.

**AS A SENIOR (2021),** started all 14 games at running back and carried the ball 270 times for 1,327 yards and scored a school-record 20 rushing touchdowns. Added 18 receptions for 131 yards. Posted four 150-yard rushing efforts and six overall games with more than 100 rushing yards. Had only six negative rushing yards all season. Selected All-Big Ten first team by the coaches and media and Associated Press All-American third team. Received Michigan's Offensive Player of the Year award and was voted by his teammates as the Toughest Player Award winner. Credited with 96 runs resulting in a first down (No. 1 in FBS) and forced 50 missed tackles. Ranked fourth in the NCAA in rushing touchdowns (20) and broke former Wolverine Ron Johnson's school record of 19 which was set in 1968.

- Against Washington (9/11), racked up a then career-high 155 rushing yards on 27 carries with a touchdown.

- At Nebraska (10/9), totaled 123 rushing yards on 21 carries with two touchdowns.
- Against Northwestern (10/23), led the team with 23 carries for 110 yards and two touchdowns.
- Against Indiana (11/6), produced then career high numbers with 27 carries for 168 yards and a touchdown, while adding a 20-yard catch.
- At Penn State (11/13), gained over 200 all-purpose yards, rushing a career-high 31 times for 156 yards while adding 45 yards receiving.
- Against Ohio State (11/27), posted a career-best 169 rushing yards on 28 carries and tied a Michigan record with five rushing touchdowns. His five rushing scores against the Buckeyes are the most for any opponent ever against Ohio State. Was named the Big Ten Offensive Player of the Week for his performance against the Buckeyes.
- Against Iowa (12/4), rushed 17 times for 56 yards and two touchdowns in the Big Ten Championship Game victory. Added three receptions for 22 yards against the Hawkeyes.

**AS A JUNIOR (2020),** saw action in six games with two starts and received All-Big Ten honorable mention from the coaches and media. Was the team's leading rusher with 375 yards on 61 carries and a team-high six rushing scores. Produced back-to-back 100-yard rushing efforts to conclude the abbreviated campaign.

- At Minnesota (10/24), led the team with two touchdowns and 82 rushing yards on six carries with a career-long 66-yard run.
- Against Michigan State (10/31), posted eight carries for 56 yards with one rushing score.
- At Rutgers (11/21), handled 25 carries and produced 109 yards with one touchdown in his first starting assignment of the season.
- Against Penn State (11/28), started in the backfield, gaining 101 yards on 17 carries with a pair of two-yard rushing touchdowns.

**AS A SOPHOMORE (2019),** played in 13 games and started six contests at tailback. Named the Most Improved Player on offense and received All-Big Ten honorable mention from the coaches and media. Was the team's second-leading rusher with 121 carries for 622 yards with four touchdowns. Caught six passes for 40 yards out of the backfield.

- At Illinois (10/12), rushed for 125 yards on 12 carries and scored his first career touchdown on a 29-yard run to open the scoring against the Illini. Amassed three 20-yard-plus runs in the contest (29, 28 and 24).
- Against Notre Dame (10/26), made his first career start and racked up 149 yards on 20 carries, including a long run of 49 yards.
- At Maryland (11/2), started and produced 60 yards and one score on 13 carries.
- Against Ohio State (11/30), gained 78 yards on 12 carries with a touchdown, while adding a nine-yard catch.

**AS A TRUE FRESHMAN (2018),** earned first varsity letter after playing in three contests. Spent time working with both the running backs and linebackers during the season.

- Majored in American culture at Michigan.

## PERSONAL:

- Attended Eureka Senior (St. Louis, Mo.) High School and helped lead the team to the 2017 6A State semifinals.
- Selected the 2017 Missouri Football Coaches Association Class 6A Offensive Player of the Year as well as USA Today's Missouri Offensive Player of the Year. Named 2017 Class 6A first-team all-state running back by the Missouri Football Coaches Association and Missouri Media.
- Was a two-time Suburban West American Offensive Player of the Year

- (2016-17). Selected to the 2017 St. Louis Dispatch All-Metro first team as a senior and earned second-team honors at running back as a junior.
- As a senior (2017), rushed 255 times for 2,197 yards and 31 touchdowns, averaging 8.6 yards per carry. Rushed for 100 yards or more in 12 of 13 contests, including five games with 200 or more rushing yards. Also caught 12 passes for 165 yards and two touchdowns and returned a punt 50 yards for a touchdown. Added 25 tackles with nine sacks and two fumble recoveries on defense.
  - As a junior (2016), rushed 242 times for 1,509 yards and 19 touchdowns. Posted nine 100-yard rushing efforts during the season, including seven straight games. Caught 36 passes for 294 yards and two touchdowns. Also registered 34 tackles and 12 sacks.
  - Also played basketball and track in high school, finishing second in the high jump in the state championships.
  - Follow Haskins on Twitter at @h2\_3125 and on Instagram at @h2\_2535.
  - Son of Hassan Haskins and Lynette McAlpine.
  - His nickname is H2.
  - Born Hassan Askiali Haskins Jr. on Nov. 26, 1999 in St. Louis, Mo.

HASSAN HASKINS' COLLEGE STATISTICS														
Year	Team	RUSHING								RECEIVING				
		GP	GS	Att	Yds	Avg	Lg	TD		No	Yds	Avg	Lg	TD
2018	Michigan	3	0	0	0	-	0	0		0	0	-	0	0
2019	Michigan	13	6	121	622	5.1	49	4		6	40	6.7	19	0
2020	Michigan	6	2	61	375	6.1	66	6		0	0	-	0	0
2021	Michigan	14	14	270	1,327	4.9	62	20		18	131	7.3	20	0
College Totals		36	22	452	2,324	5.1	66	30		24	171	7.1	20	0
<div> <div>Single-Game Highs</div> <div> Rushes - 33 at Penn State (11/13/21)  Rushing Yards - 169 vs. Ohio State (11/27/21)  Long Rush - 66 at Minnesota (10/24/20)  Rushing Touchdowns - 5 vs. Ohio State (11/27/21)  Receptions - 5 at Penn State (11/13/21)  Receiving Yards - 45 at Penn State (11/13/21)  Long Reception - 20 vs. Indiana (11/6/21) </div> </div> <div> <div>Additional Statistics</div> <div> Special Teams Tackles - 2 (2019), 1 (2020), 2 (2021)  Misc. Tackles - 3 (2019), 1 (2020), 2 (2021) </div> </div>														

HASSAN HASKINS' GAME-BY-GAME																			
2022 Tennessee Titans																			
		RUSHING							RECEIVING										
Date	Opp	W/L	P/S	Att	Yds	Avg	Lg	TD	No	Yds	Avg	Lg	TD						
Sept 11	NYG	L	p	0	0	-	0	0	0	0	-	0	0						
Sept 19	@ Buf																		
Sept 25	LV																		
Oct 2	@ Ind																		
Oct 9	@ Was																		
Oct 23	Ind																		
Oct 30	@ Hou																		
Nov 6	@ KC																		
Nov 13	Den																		
Nov 17	@ GB																		
Nov 27	Cin																		
									Dec 4 @ Phi										
									Dec 11 Jax										
									Dec 18 @ LAC										
									Dec 24 Hou										
									Dec 29 Dal										
									Jan 7/8 @ Jax										
Totals									0-1	1/0	0	0	-	0	0	0	0	0	0

HASSAN HASKINS' NFL STATISTICS

REGULAR SEASON

REGULAR SEASON				RUSHING					RECEIVING				
Year	Team	GP	GS	No	Yds	Avg	Lg	TD	Att	Yds	Avg	Lg	TD
2022	Tennessee	1	0	0	0	-	0	0	0	0	-	0	0
NFL Totals		1	0	0	0	-	0	0	0	0	-	0	0


Additional Statistics

Special Teams Tackles -



# 22 DERRICK HENRY

**RUNNING BACK • 6'3" • 247 LBS • COLLEGE: ALABAMA**  
**ACQUIRED: 2ND ROUND - 2016 • NFL EXPERIENCE (NFL/TITANS): 7/7**  
**HOMETOWN: YULEE, FLA.**  
**GAMES PLAYED/GAMES STARTED: 87/56 (PLAYOFFS: 7/7)**



**Pro Bowl: 2019, 2020**



**Captain: 2020, 2021, 2022**



**Community Man of the Year: 2021**

**PRO:** The Titans selected Heisman Trophy winner Derrick Henry in the second round of the 2016 NFL Draft out of the University of Alabama. The 6-foot-3-inch, 247-pounder is a powerful, downhill runner who displays tremendous speed and balance. The Yulee, Fla., native led the NFL from 2017 to 2021 in rushing yards (6,307), rushing touchdowns (60), rushing yards per game (88.8) and rushing attempts of 10-plus yards (160). In 2021, he led the NFL with 937 rushing yards and 10 rushing touchdowns in the first eight weeks of the season before missing the final nine games of the regular season. In 2020, Henry secured the NFL's rushing title for the second consecutive year after recording 2,027 rushing yards and 17 rushing touchdowns, becoming the eighth player in NFL history to eclipse 2,000 rushing yards in a season. In 2019, Henry was the NFL's leading rusher with 1,540 yards and 16 rushing scores. He racked up 5,860 rushing yards and scored 55 rushing touchdowns during his first five NFL seasons, including consecutive 1,000-yard seasons each year from 2018-20. At Alabama, the Heisman Trophy winner set numerous school and SEC records while leading his team to a National Championship in 2015.

## CAREER HIGHLIGHTS:

- In 2021, Henry led the NFL with 937 rushing yards and 10 rushing touchdowns in the first eight weeks of the season before missing the final nine games of the regular season with a foot injury. He returned to start in the team's divisional playoff contest and rushed for 62 yards and one score.
- From 2017-2021, Henry led the NFL in rushing yards (6,307), rushing touchdowns (60), rushing yards per game (88.8) and rushing attempts of 10-plus yards (160).
- Entering 2022, his 6,797 career rushing yards ranked fourth in franchise annals behind Eddie George (10,009), Earl Campbell (8,574) and Chris Johnson (7,965). Henry's career rushing touchdowns (65) ranked second behind only Campbell (73).
- Entering 2022, Henry ranked second in franchise postseason history for career rushing attempts (156), rushing yards (732), and tied for third in rushing touchdowns (four).
- In 2020, Henry was named the NFL Offensive Player of the Year, Associated Press first-team All-Pro, and FedEx Ground Player of the Year for the second consecutive season after leading the NFL with a franchise-record 2,027 rushing yards, becoming the eighth player in NFL history to eclipse 2,000 rushing yards in a season. His 2,027 rushing yards gave him the fifth-highest total in NFL history behind Eric Dickerson's 2,105 (1984), Adrian Peterson's 2,097 (2012), Jamal Lewis' 2,066 (2003) and Barry Sanders' 2,053 (1997). Henry broke Chris Johnson's franchise mark of 2,006 rushing yards in 2009.
- Additionally, in 2020 he earned first-team All-Pro honors from Pro Football Focus, Pro Football Writers of America and Sporting News and was the 101 Awards AFC Offensive Player of the Year.
- Henry became the first player to lead the NFL in rushing yards in consecutive seasons (2019-20) since LaDainian Tomlinson (2006-07).
- In 2020, Henry became the fifth all-time NFL player to lead the NFL in rushing yards, attempts and rushing touchdowns in consecutive seasons. The last to do so prior to Henry was Cleveland's Leroy Kelly from 1967 to 1968. The only other players to achieve it are Jim Brown (1958-59), Steve Van Buren (1947-49) and Bill Paschal (1943-44).
- In 2020, Henry recorded three 200-yard rushing games in a season, becoming the fifth player in NFL history to do so, joining Earl Campbell (four in 1980), O.J. Simpson (1973), Tiki Barber (2005) and Jay Ajayi (2016). He became the first player in NFL history with five career games with at least 200 rushing yards and two rushing touchdowns.
- In the 2020 regular season finale at Houston (1/3/21), set the franchise

record with 250 rushing yards, breaking his own club record of 238 rushing yards (12/6/18 vs. Jacksonville). Henry's 250 rushing yards tied for the 13th-best single-game total in the NFL since 1948.

- Henry set a career high with 17 rushing touchdowns in 2020, finishing with the second-best total in franchise history behind Earl Campbell's 19 rushing touchdowns in 1979.
- In 2020, Henry totaled 1,221 rushing yards in road games, the most by any NFL running back since 1948. The previous high was held by Eric Dickerson (1,087 in 1984). Dating back to 2019, he had a streak of nine consecutive road games with at least 100 rushing yards, passing Chris Johnson (eight games from 2009-10) for the second-longest such streak in NFL history behind only Barry Sanders' 10-game road streak (from 1996-97).
- Henry totaled 2,141 scrimmage yards (2,027 rushing and 114 receiving) in 2020 to finish second in franchise history behind Chris Johnson's 2,509 scrimmage yards in 2009.
- Recorded 10 total 100-yard rushing games in 2020 to tie Earl Campbell (1980) for the third-most in franchise history. Only Campbell in 1979 (11) and Chris Johnson in 2009 (12) had more.
- Henry became the NFL's first player to rush for at least 175 and two touchdowns four times in a season in 2020.
- In 2020, Henry joined Terrell Davis (1997-98), Shaun Alexander (2004-05) and Larry Johnson (2005-06) as the only players in NFL history to rush for 1,500 yards and 15 touchdowns in two consecutive seasons.
- From 2019-20, Henry established a streak of 20 consecutive games in the regular season and playoffs with at least 18 rushing attempts, the second-longest streak of its kind in the NFL since 1948. The only player with more consecutive 18-carry games in the regular season and postseason was Emmitt Smith, whose streak was 23 games with the Dallas Cowboys from 1995 to 1996.
- In 2020, he became the first player in NFL history to produce more than one overtime touchdown run in a season. He joined LaDainian Tomlinson as the NFL's only players with multiple career touchdown runs in overtime. Tomlinson had three during his career.
- In 2020, Henry joined Bo Jackson, Ahman Green, Chris Johnson and Lamar Miller as the only NFL players to record two career rushing touchdowns of at least 90 yards. Henry joined Miller (two 97-yard touchdown runs) as the only players to ever record multiple touchdown runs of at least 94 yards.
- In 2019, Henry was the NFL's leading rusher with a then career-best 1,540 rushing yards on a career-high 303 carries for a career-high 16 rushing touchdowns.
- In 2019, Henry received numerous awards and recognition, including the NFL's FedEx Ground Player of the Year, second-team All-Pro by the Associated Press and his first career Pro Bowl selection.
- In 2019, led the AFC, ranked third in the NFL, and led the team with a career-high 18 total touchdowns.
- Ranked second in the AFC and fourth in the NFL with a career-high 1,746 yards from scrimmage in 2019.
- In 2019, Henry recorded eight 100-yard rushing performances including the postseason.
- In 2019, moved into fifth place on the franchise's all-time rushing touchdowns list after passing Lorenzo White (29) against Kansas City (11/10/19). In the same game, Henry also became the ninth player in franchise history to reach 3,000 career rushing yards.
- In Week 17 of the 2019 season, he was named AFC Offensive Player of the Week after his performance at Houston (12/29/19), where he rushed a



season-high 32 times for a season-best 211 yards with three touchdowns to secure the NFL's rushing title.

- In 2019, became the sixth player in franchise history with at least 12 touchdowns in two or more consecutive seasons.
- In 2019, joined Napoleon Kaufman (1997-99) and Robert Smith (1997-2000) as the only players in NFL history to record a rushing touchdown of at least 70 yards in three consecutive seasons.
- Passed Steve McNair (3,439 career rushing yards) for sixth place on the team's all-time rushing list, and later passed Hoyle Granger (3,514) for fifth place on the team's all-time rushing list in 2019.
- In 2019, Henry started all three of the team's playoff games and finished the postseason with 83 carries for a league-best 446 yards and two touchdowns, all of which set career-highs. His 446 rushing yards in the postseason ranked second in franchise playoff history behind Eddie George's 449 rushing yards during the 1999 playoffs.
- In 2019, during Wild Card Weekend at New England (1/4/20), Henry set a then-franchise playoff record with 182 rushing yards on 34 carries and a touchdown, which marked the second-most yards on the road in an NFL playoff game since 1950. The following week during the Divisional Round at Baltimore (1/11/20), set a franchise playoff record with 195 rushing yards on 30 carries.
- In 2018, Henry was named to the PFWA All-AFC team after setting then single-season career highs in carries (215), rushing yards (1,059), rushing long (99t), and touchdowns (12).
- 2018 marked Henry's first career 1,000-yard season. He finished sixth in the NFL in rushing yards.
- In 2018, named AFC Offensive Player of the Week for Week 13 after collecting a franchise-best 238 rushing yards with a franchise-tying four rushing touchdowns against Jacksonville on Thursday Night Football (12/6). In the same game, he scored four rushing touchdowns to tie the franchise's single-game record (Earl Campbell, Lorenzo White).
- In Week 13 of the 2018 season, recorded the second 99-yard touchdown run in NFL history (Tony Dorsett). The run also set the mark for the longest touchdown run in franchise history and tied for the longest scrimmage play in NFL history. He also became the second player in NFL history with a rushing touchdown of at least 90 yards and a rushing touchdown of at least 50 yards in the same game (Chris Johnson).
- In 2018, named AFC Offensive Player of the Month for December after registering 97 carries for 625 yards and eight touchdowns.
- In 2018, became the seventh NFL player since the 1970 AFL-NFL merger with at least four rushing touchdowns and at least 200 rushing yards in a game (Clinton Portis, Barry Sanders, Doug Martin, Jonas Gray, Mike Anderson and Corey Dillon). Henry became the first to accomplish the feat in fewer than 20 carries (17).
- In 2017, Henry led the Titans with 744 rushing yards on 176 carries, and he rushed for five touchdowns for the second consecutive season.
- In the team's Wild Card playoff victory at Kansas City on Jan. 6, 2018, Henry recorded a franchise postseason record of 191 scrimmage yards (156 rushing, 35 receiving), breaking a 57-year-old postseason record set on Jan. 1, 1961, when Billy Cannon had 178 scrimmage yards against the Los Angeles Chargers. Henry's 156 rushing yards ranked second in franchise postseason history (162 by Eddie George on Jan. 16, 2000).
- In 2016, Henry rushed for 490 yards and five touchdowns to become the third rookie for the franchise in the "Titans era" to score at least five touchdowns in a season, joining Vince Young (seven rushing touchdowns in 2006) and Chris Johnson (nine rushing and one receiving in 2008).
- Despite playing just three seasons and not seeing extensive action in his first campaign at Alabama, Henry finished his career as the school's all-time rushing leader with 3,591 yards.
- As a senior in 2015, Henry claimed the Heisman Trophy and led his team to the College Football Playoff National Championship. He also won the Doak Walker and Maxwell Award and was selected as the Walter Camp Player of the Year after rushing for an Alabama and Southeastern Conference record 2,219 yards.

#### TITANS TIDBITS:

- In high school, Henry broke the 51-year-old national high school rushing record with 12,124 yards after compiling 4,261 rushing yards as a senior.
- Henry sealed an Iron Bowl victory with an epic, career-best 271 rushing yards against the Tigers in 2015. He put the Crimson Tide on his back by carrying the ball a school-record 46 times. His 271 rushing yards were 11 more yards than Auburn had in total offense (260). He ended the game

with 14 consecutive rushes to run out the clock.

- His late grandmother, Gladys Henry, helped raise him and played a key inspirational role in his development. In 2018, he fulfilled a promise to her and graduated from Alabama with his bachelor's degree. He has a portrait tattoo of her on his chest.
- Gladys Henry nicknamed him "Shocka" as a baby because he "shocked the whole family" when he was born.
- Henry has been growing out his hair since he was in elementary school.
- In 2021, Henry was named the Titans nominee for the Walter Payton Man of the Year. Henry is the founder of the Two All Foundation, which exists to level the playing field for today's youth by giving back to both the Nashville community and Henry's hometown of Yulee, Fla.

#### CAREER TRANSACTIONS:

- The Yulee, Fla., native was selected by the Titans in the second round (45th overall) the 2016 NFL Draft.

#### SEASON RECAPS:

**2022 (1/1):** Has led the team in rushing yards once in 2022 (vs. NYG).

- Against N.Y. Giants (9/11), carried the ball 21 times for 82 yards.

**2021 (8/8, 1/1):** Honored as the team's Walter Payton Man of the Year nominee. Started the first eight games of the season and led the NFL with 937 rushing yards, 1,091 yards from scrimmage, 10 touchdowns and 56 total first downs before being placed on injured reserve on Nov. 1. Hauled in 18 receptions for 154 yards. Missed the final nine regular season games before returning as a starter for the postseason contest and rushing for 62 yards on 20 carries with a touchdown. Has 28 career 100-yard rushing performances (including the playoffs), including five in 2021 (at SEA, vs. IND, at NYJ, at JAX, vs. BUF). Henry joined Eddie George (10,009), Earl Campbell (8,574) and Chris Johnson (7,965) as the only players in franchise history to reach 6,000 career rushing yards. Led the team in rushing yards eight times in 2021 (vs. ARI, at SEA, vs. IND, at NYJ, at JAX, vs. BUF, vs. KC, at IND). Tied for the team lead in receptions once in 2021 (at SEA). Ranks second in franchise history with 65 career rushing touchdowns.

- Against Arizona (9/12), carried the ball 17 times for 58 yards and hauled in three passes for 19 yards.
- At Seattle (9/19), named AFC Offensive Player of the Week after leading the team with 182 rushing yards on a career-high 35 carries with three touchdowns. Snared a career-best six receptions for 55 yards. Kept the Titans' first touchdown drive alive with a four-yard run on third-and-one in the third quarter. Became the fourth player in NFL history with 10 career games with at least 150 rushing yards and two rushing touchdowns, joining Jim Brown (13), LaDainian Tomlinson (12) and Barry Sanders (10). Cut the Seahawks' lead to 24-16 with a nine-yard touchdown run in the third stanza. On his first touchdown of the day, he passed Chris Johnson (58) for third place on the team's all-time touchdowns list. Rumbled for a 60-yard touchdown run down the left sideline early in the fourth quarter. Converted a key third-and-one late in the fourth quarter with a four-yard run down to the Seahawks' one-yard line. Tied the score at 30-30 with a one-yard touchdown plunge with 29 seconds remaining in regulation. Rushed four times for 21 yards during the game-winning scoring drive in overtime.
- Against Indianapolis (9/26), led the team with 113 rushing yards on 28 carries. Snared three receptions for 31 yards. Extended the Titans' second touchdown drive with an eight-yard run on third-and-one in the second quarter. Made it a two-possession game at 22-13 with a two-point conversion run in the fourth quarter.
- At N.Y. Jets (10/3), led the team with 157 rushing yards on 33 carries with a score. Became the third player in NFL history with at least 150 rushing yards in three consecutive road games, joining Earl Campbell and O.J. Simpson. Hauled in two passes for 20 yards out of the backfield. Rushed four times for 50 yards during the Titans' initial touchdown drive. Gave the Titans a 17-10 lead with a one-yard touchdown plunge early in the fourth quarter.
- At Jacksonville (10/10), led the team with 130 rushing yards on 29 carries with three rushing scores. Increased the Titans' lead to 14-6 with a one-yard touchdown plunge on the first play of the second quarter. Made the score 31-13 with a nine-yard touchdown run in the third stanza. Sealed the victory with a 10-yard touchdown jaunt late in the fourth quarter. With his first rushing touchdown of the day, he became the third player in franchise history to reach 60 rushing touchdowns, joining Earl Campbell (73) and Eddie George (64).
- Against Buffalo (10/18), named AFC Offensive Player of the Week for

the second time in 2021. Carried the ball 20 times for a team-best 143 rushing yards with three rushing scores, while setting a career-best with his fifth consecutive 100-yard rushing performance. Joined Eric Dickerson as the NFL's only players since 1960 with 750 rushing yards and 10 rushing touchdowns in the first six games of a season. Hauled in two passes for 13 yards. Gave the Titans a 7-6 lead with a 76-yard touchdown run up the middle in the second quarter. It was the third-longest touchdown run of his career. The run was his fourth career rushing touchdown of at least 75 yards and his fifth overall touchdown of at least 75 yards (one receiving). Helped the Titans re-gain the lead with a three-yard touchdown rumble off left tackle in the third quarter. Scored the eventual game-winning touchdown on a 13-yard blast off left tackle in the fourth quarter. Passed Eddie George (64) for second place on the franchise rushing touchdowns list.

- Against Kansas City (10/24), led the team with 86 rushing yards on 29 carries. Threw his first career regular season touchdown pass. Hauled in two receptions for 16 yards. Gave the Titans an early 7-0 lead with a five-yard touchdown pass to MyCole Pruitt in the first quarter. Extended the Titans' final scoring drive with a four-yard run on third-and-one late in the second quarter.
- At Indianapolis (10/31), led the team with 68 rushing yards on 28 carries. Of all players in NFL history with a 2,000-yard rushing season, his 937 rushing yards in 2021 are the most of any player in their first eight games in the season after hitting the 2,000-yard mark. Kept a Titans' fourth-quarter scoring drive alive with a three-yard run on third-and-one early in the final quarter.
- Against Cincinnati (1/22), returned to the lineup for the first time since Oct. 31 and rushed 20 times for 62 yards with a touchdown. Ranks second in franchise postseason history with 732 career rushing yards. Evened the score at 6-6 by taking a direct snap and rumbling for a three-yard touchdown run in the second quarter.

**2020 (16/16, 1/1):** Named NFL Offensive Player of the Year, selected Associated Press first-team All-Pro and named to his second career Pro Bowl. Name NFL's FedEx Ground Player of the Year for the second consecutive season. Started all 16 games and led the NFL with a franchise-record 2,027 rushing yards becoming the eighth player in NFL history to eclipse 2,000 rushing yards in a season. Became the first player since LaDainian Tomlinson (2006-07) to lead the NFL in rushing yards in consecutive seasons. Became the fifth all-time NFL player to lead the NFL in rushing yards, attempts and rushing touchdowns in consecutive seasons and the first since 1967-68. Led the NFL with 2,141 yards from scrimmage which ranks second in franchise history. Led the NFL with a career-high 17 rushing touchdowns. Started the postseason contest and rushed 18 times for 40 yards with three receptions for 11 yards. Led the team in rushing yards 17 times in 2020 (at DEN, vs. JAX, at MIN, vs. BUF, vs. HOU, vs. PIT, at CIN, vs. CHI, vs. IND, at BAL, at IND, vs. CLE, at JAX, vs. DET, at GB, at HOU, vs. BAL). Named AFC Offensive Player of the Month for October after averaging a league-high 114.7 rushing yards per game, totaling an AFC-high 344 yards on 61 attempts and scoring an NFL-best five rushing touchdowns. Became the third player in franchise history to rush for 1,200 yards and 10 touchdowns in at least two consecutive seasons. Passed Lorenzo White (4,079 career rushing yards) for fourth place on the franchise's all-time rushing list at Minnesota (9/27/20). Became the fourth player in franchise history to hit 40 career rushing touchdowns at Minnesota (9/27/20). Registered his 50th career touchdown (rushing and receiving) at Baltimore (11/22/20), becoming the fifth player in franchise history to score at least 50 career touchdowns of any kind. Became the first player in NFL history with multiple game-winning overtime touchdowns in a single season (vs. HOU, at BAL). Went over the 5,000-yard career rushing mark and became the fourth player in franchise history to reach the plateau at Indianapolis (11/29/20). Logged his fourth career game with at least 200 rushing yards and two touchdowns at Jacksonville (12/13/20), becoming the NFL's first player to record four such performances, breaking Jim Brown's NFL record of three games that was later matched by Barry Sanders and LaDainian Tomlinson. Became the NFL's fifth player to rush for at least 175 and two touchdowns three times in a season, joining Baltimore's Jamal Lewis (2003), the New York Giants' Joe Morris (1986), San Diego's LaDainian Tomlinson (2006) and Miami's Ricky Williams (2002).

- At Denver (9/14), led the team with 116 rushing yards on 31 carries. Caught three passes for 15 yards out of the backfield. Became the third player in franchise history to record 10 consecutive regular season games with at least 80 scrimmage yards. Extended the Titans' initial scoring drive with an 11-yard rush on third-and-one in the second quarter.

- Against Jacksonville (9/20), rushed 25 times for 84 yards. Became the second player in franchise history to record 11 consecutive regular season games with at least 80 scrimmage yards. Extended the Titans' third touchdown drive with a seven-yard run on third-and-three in the second quarter.
- At Minnesota (9/27), rushed 26 times for 119 yards with two touchdowns. Snared two passes for 11 yards. Extended the Titans' scoring drive in the second quarter with a one-yard rush on fourth-and-one. Cut the Vikings' lead to 24-19 with a one-yard touchdown plunge in the third quarter. Gave the Titans a 25-24 lead with a one-yard touchdown rumble late in the third stanza.
- Against Buffalo (10/13), started at running back and carried the ball 19 times for 57 yards with two touchdowns. It was his 10th career game with at least two rushing touchdowns. Caught one pass for six yards. Gave the Titans a 14-7 advantage with a one-yard touchdown plunge on the third play of the second quarter. Increased the Titans lead to 35-16 with a nine-yard touchdown jaunt off right end in the final quarter.
- Against Houston (10/18), named AFC Offensive Player of the Week after recording 22 carries for a team-best 212 yards and two touchdowns, recording his third career 200-yard rushing game. His 212 rushing yards rank fifth in franchise history, and he now owns three of the top six single-game rushing performances in team annals. Kickstarted the Titans' second touchdown drive with a 34-yard run up the middle in the first quarter. Extended the Titans' second touchdown drive with a two-yard rumble on third-and-one in the opening quarter. Allowed the Titans to regain the lead with a 94-yard touchdown run in the fourth quarter. Became the fifth NFL player to record two career rushing touchdowns of 90 or more yards. Kickstarted the Titans' game-winning drive with a 53-yard catch-and-run down the right sideline in overtime. Sealed the 42-36 victory with a game-winning five-yard touchdown run out the Wildcat formation in overtime.
- Against Pittsburgh (10/25), started at running back and rushed 20 times for 75 yards with a score. Caught two passes out of the backfield. Cut the Steelers lead to 27-24 with a one-yard touchdown plunge in the fourth quarter.
- At Cincinnati (11/1), led the team with 112 rushing yards on 18 carries with a score. Rushed seven times for 46 yards during the Titans' initial scoring drive in the second quarter. Extended the Titans initial touchdown drive with a four-yard run on third-and-one. Cut the Bengals' lead to 10-7 with a three-yard touchdown jaunt off right guard in the second quarter. Kept the Titans' second touchdown drive alive with a seven-yard run on third-and-one in the fourth quarter.
- Against Chicago (11/8), rushed 21 times for a team-high 68 yards. Extended the Titans' first touchdown drive with a two-yard run on third-and-two in the second quarter. Kickstarted the Titans' final touchdown drive with a 26-yard jaunt off right end in the fourth quarter.
- Against Indianapolis (11/12), led the team with 103 rushing yards on 19 carries. Hauled in one pass for six yards.
- At Baltimore (11/22), carried the ball 28 times for 133 yards with the game-winning score, his 50th career touchdown. Extended a Titans' scoring drive with a three-yard run on third-and-one late in the second quarter. Ran for a 24-yard gain in the fourth quarter, which put him over the 1,000-yard rushing mark for the third consecutive season. Gave the Titans a 30-24 victory with a 29-yard game-winning, walkoff touchdown run in overtime.
- At Indianapolis (11/29), led the team with 178 rushing yards on 27 carries with three rushing scores. Extended his streak to eight consecutive regular season road games with at least 100 rushing yards. Registered his third career game with at least three rushing touchdowns. Caught two passes for seven yards. Gave the Titans an early 7-0 lead by taking a sweep lateral and sprinting 12 yards for the opening touchdown. Increased the Titans lead to 21-14 with a one-yard touchdown run off right end in the second quarter. On his second touchdown of the day, he passed Charlie Hennigan (51) for fourth place on the franchise's all-time touchdowns list. Kickstarted the Titans' fourth touchdown drive with a 31-yard jaunt off right tackle in the second stanza. Slashed his way to an 11-yard touchdown run and a 28-14 lead with less than two minutes remaining in the first half.
- At Jacksonville (12/13), carried the ball 26 times for 215 yards (8.3 avg.) with two touchdowns. Logged his fourth career game with at least 200 rushing yards and two touchdowns, becoming the NFL's first player to record four such performances, breaking Jim Brown's NFL record of three games that was later matched by Barry Sanders and LaDainian Tomlinson. Registered his ninth consecutive road game with at least 100 rushing yards. Caught two passes for seven yards out of the backfield. Increased the Titans lead to 14-3 with a 36-yard touchdown run up the middle late in the second quarter. Set up the Titans third touchdown of the day with a 47-yard scamper down to the Jaguars' five-yard line early in the third stanza. Gave

the Titans a commanding 31-3 advantage with a one-yard touchdown plunge in the third quarter.

- Against Detroit (12/20), rushed 24 times for 147 yards with a touchdown. Caught two passes for five yards. Gave the Titans an early 7-0 lead with a three-yard score off left end for his 15th rushing touchdown of the season. With the touchdown, he joined Terrell Davis (1997-98), Shaun Alexander (2004-05) and Larry Johnson (2005-06) as the only players in NFL history to rush for 1,500 yards and 15 touchdowns in two consecutive seasons. Set up a Titans' touchdown with a 33-yard run down to the Lions' three-yard line on third-and-one on the first play of the fourth quarter. Increased the Titans' lead to 32-18 with a two-point conversion plunge early in the fourth quarter.
- At Green Bay (12/27), rushed 23 times for 98 yards.
- At Houston (1/3), named AFC Offensive Player of the Week after carrying the ball 34 times for a franchise-record 250 rushing yards with two touchdowns in the Titans' division-clinching victory and in the process became the eighth player in NFL history to eclipse 2,000 rushing yards in a season. Became the first player in NFL history with five career games with at least 200 rushing yards and two rushing touchdowns. Gave the Titans a 10-3 lead with a 52-yard touchdown jaunt off right tackle on the first play of the second quarter. Set up the Titans' second touchdown of the afternoon with a 28-yard run to the Texans' one-yard line in the second stanza. Extended the Titans' lead to 24-9 with a six-yard touchdown run off left end in the third quarter. Set up a Titans' touchdown in the third quarter with a 45-yard rumble down the right sideline to the Houston five-yard line in the third quarter.
- Against Baltimore (1/10) in the Wild Card game, rushed 18 times for 40 yards and caught three passes for 11 yards.

**2019 (15/15, 3/3):** Named the NFL's FedEx Ground Player of the Year. Named second-team All-Pro by the Associated Press. Selected to his first career Pro Bowl. Started 15 games at running back and led the NFL with a career-best 1,540 rushing yards. Led the AFC, ranked third in NFL and led the squad with a career-high 18 total touchdowns. Hauled in 18 receptions for 206 yards with two receiving touchdowns. Ranked second in the AFC and fourth in the NFL with a career-best 1,746 yards from scrimmage. Has posted 24 rushing touchdowns in his past 20 regular season games, which leads the NFL in that time period. Finished with the fourth-best rushing yardage total in franchise history and second in franchise history with 16 rushing touchdowns. Was inactive for one contest. Started all three playoff contests and finished the postseason with 83 rushing attempts for a league-best 446 yards and two touchdowns. His rushing yardage total ranked second in franchise postseason history behind Eddie George's 449 rushing yards during the 1999 playoffs. Hauled in five passes for 21 yards and threw a three-yard touchdown pass. Led the team in rushing yards 17 times in 2019 (at CLE, vs. IND, at ATL, vs. BUF, at DEN, vs. LAC, vs. TB, at CAR, vs. KC, vs. JAX, at IND, at OAK, vs. HOU, at HOU, at NE, at BAL, at KC). Tied for the team lead in receptions once in 2019 (at BAL). With two rushing touchdowns against Kansas City (11/10/19), passed Lorenzo White (29) for fifth place on the franchise's all-time rushing touchdowns list. Became the sixth player in franchise history with at least 12 touchdowns in two or more consecutive seasons. With his 74-yard touchdown run against Jacksonville (11/24/19), he joined Napoleon Kaufman (1997-1999) and Robert Smith (1997-2000) as the only players in NFL history to record a rushing touchdown of at least 70 yards in three consecutive seasons. Passed Steve McNair (3,439 career rushing yards) for sixth place on the team's all-time rushing list and later passed Hoyle Granger (3,514) for fifth place on the team's all-time rushing list at Oakland (12/8/19). Set a franchise playoff record with 182 rushing yards at New England (1/4/20) and then reset it with 195 rushing yards at Baltimore (1/11/20).

- At Cleveland (9/8), started at running back and rushed a game-high 19 times for a team-best 84 yards with a touchdown. Snared one reception for a career-best 75-yard touchdown. It was his first career performance with a rushing touchdown and receiving touchdown in a game. Gave the Titans a 10-6 lead with a one-yard touchdown plunge in the second quarter. Answered a Browns touchdown with a 75-yard touchdown reception on a screen to give the Titans a 22-13 lead late in the third quarter.
- Against Indianapolis (9/15), started at running back and led the team with 82 rushing yards on 15 carries with a touchdown. Caught two passes for 12 yards. Gave the Titans a 14-13 lead with a one-yard touchdown plunge in the third stanza.
- At Atlanta (9/29), started at running back and led the team with 100 rushing yards on 27 carries. Hauled in one reception for eight yards out of the backfield.
- Against Buffalo (10/6), started at running back and led the team with 78

rushing yards on 20 carries with a touchdown. Rumbled for 24 yards on a rush off right end late in the first quarter. Evened the score at 7-7 with a one-yard touchdown plunge on third-and-one in the third quarter.

- Against L.A. Chargers (10/20), started at running back and led the team with 90 rushing yards on 22 rushes with a touchdown. Snagged one reception for 18 yards. Extended the Titans' lead to 23-13 with an 11-yard touchdown rumble off left end in the fourth quarter. On an eight-yard run in the fourth quarter, he passed Ronnie Coleman (2,769 career rushing yards) for ninth place on the franchise's all-time rushing list.
- At Carolina (11/3), started at running back and carried the ball 13 times for 63 yards with a touchdown. Snared three passes for 36 yards with a receiving score. During the Titans' initial touchdown drive in the third quarter, rushed seven times for 47 yards and finished the march with an eight-yard touchdown run up the middle. Cut the Panthers' lead to 24-14 with a 23-yard touchdown reception on a screen early in the final quarter.
- Against Kansas City (11/10), started at running back and rushed 23 times for a then-season-best 188 rushing yards with two touchdowns. Caught two passes for three yards. Gave the Titans a 20-19 with a 68-yard touchdown run up the middle in the third quarter. On his 68-yard touchdown, became the ninth player in franchise history to reach 3,000 career rushing yards. Cut the Chiefs' lead to 29-27 with a one-yard touchdown plunge midway through the fourth quarter.
- Against Jacksonville (11/24), started at running back and rushed 19 times for 159 yards with two touchdowns. Caught one pass for 16 yards. Set up the Titans' second touchdown with a pass to Jonnu Smith which drew a 16-yard pass interference penalty in the end zone in the third quarter. Broke the game open with a 74-yard touchdown run down the left sideline in the third quarter. Less than 30 seconds later after a Titans' fumble recovery on the ensuing kickoff, gave the team a commanding 28-3 lead with a seven-yard touchdown plunge.
- At Indianapolis (12/1), started at running back and carried the ball 26 times for 149 yards with a touchdown. Tied for the team lead with three receptions for 17 yards. Posted his third consecutive 100-yard+ rushing performance. Kept the Titans' opening touchdown drive alive with a three-yard run on third-and-one in the first quarter. Kickstarted the Titans' second touchdown march with a 34-yard run off right end in the third stanza. Cut the Colts lead to 17-14 with a 13-yard touchdown jaunt on fourth-and-one in the third quarter.
- At Oakland (12/8), started at running back and posted his fourth consecutive 100-yard rushing performance with a team-best 103 yards on the ground on 18 carries with two rushing scores. Caught one pass for six yards. Extended the Titans' first touchdown drive with a 12-yard rumble on third-and-one in the opening quarter. Evened the score at 7-7 with a 12-yard touchdown run off left end in the opening quarter. Gave the Titans a 28-21 lead with a 10-yard touchdown jaunt up the middle in the third stanza.
- At Houston (12/29), named AFC Offensive Player of the Week. Rushed a season-high 32 times for a season-best 211 yards with three touchdowns to become the NFL's leading rusher in 2019. Carried the ball seven times for 46 yards during the Titans' touchdown march to start the second half. Increased the Titans lead to 21-7 with a three-yard touchdown plunge in the third quarter. Gave the Titans a 28-14 advantage with a one-yard touchdown run early in the final stanza. Sealed the victory and captured the 2019 NFL rushing title with a 53-yard touchdown jaunt late in the fourth quarter.
- At New England (1/4), started at running back and led the team with a then franchise playoff record 182 rushing yards on 34 carries with a touchdown. Snared a 22-yard reception out of the backfield. Rushed for the second-most yards on the road in an NFL playoff game since 1950. Fueled the Titans' opening touchdown march with seven carries for 49 yards. Kickstarted the Titans' second touchdown drive with a 29-yard jaunt off right tackle in the second quarter. Set up the Titans' second touchdown with a 22-yard catch on a screen down to the Patriots' one-yard line late in the second quarter. Gave the Titans a 14-13 lead with a one-yard touchdown plunge late in the second stanza. Accounted for all 75 yards during the Titans' second touchdown drive.
- At Baltimore (1/11), started at running back. Collected a franchise postseason record 195 rushing yards on 30 carries and threw his first career touchdown pass. Tied for the team lead with two catches for seven yards. Set up the Titans' third touchdown of the afternoon with a 66-yard jaunt up the middle to the Ravens' six-yard line in the third quarter. Extended the Titans lead to 21-6 with a three-yard touchdown pass to Corey Davis out of the wildcat formation midway through the third stanza.
- At Kansas City (1/19), started at running back and rushed 19 times for 69 yards with a touchdown. Hauled in two passes for minus-eight yards.



Gave the Titans a 10-0 lead with a four-yard touchdown run on a direct snap in the first quarter. Extended the Titans' second touchdown drive with a three-yard run on third-and-one in the second stanza.

**2018 (16/12):** Named to the PFWA's All-AFC team. Played in all 16 games with 12 starts at running back. Led the team and tied for the AFC lead with a then career-best 12 rushing touchdowns. Led the team and ranked second in the AFC with a then career-high 1,059 rushing yards on 215 carries. Hauled in 15 receptions for 99 yards. Completed two of three passes for 14 yards. Set a franchise record with 238 rushing yards and tied a franchise mark with four rushing touchdowns, including an NFL-record-tying 99-yard rushing score against Jacksonville (12/6/18). Led the team in rushing yards eight times in 2018 (vs. HOU, at JAX, at BUF, vs. NE, at IND, vs. JAX, at NYG, vs. WAS). Named AFC Offensive Player of the Week after collecting a franchise-best 238 rushing yards with a franchise-tying four rushing touchdowns against Jacksonville (12/6/18). Named AFC Offensive Player of the Month for December 2018 after registering 97 carries for 625 yards and eight touchdowns. Henry authored one of only four calendar months for the franchise since 1970 in which a player rushed for at least 600 yards.

- Against Houston (9/16), started at running back and led the team with 18 carries and 56 rushing yards. Posted his first career completion with a toss to Taywan Taylor for eight yards on a play out of the Wildcat formation. Extended the Titans' second scoring drive with a five-yard jaunt out of the Wildcat on third-and-one in the first quarter.

- At Los Angeles Chargers in London (10/21), started at running back and carried the ball 12 times for 33 yards with a touchdown. Snared two receptions for 32 yards out of the backfield. Ignited the Titans' second scoring drive with a 21-yard catch in the second stanza. Cut the Chargers' lead to 17-13 with a one-yard touchdown plunge with 9:43 left to play in the third quarter. Kept the Titans' final touchdown drive alive with a three-yard run on third-and-one in the fourth quarter.

- Against New England (11/11), started at running back and led the team with 58 rushing yards on 11 carries with a then career-high-tying two rushing scores. Extended the Titans lead to 24-10 with a one-yard touchdown plunge late in the second quarter. Sealed the Titans' victory with a 10-yard touchdown run out of the Wildcat to make the score 34-10 in the fourth quarter.

- Against Jacksonville (12/6), named AFC Offensive Player of the Week after rushing 17 times for a franchise-best 238 rushing yards with a franchise-tying four rushing touchdowns. His 238 rushing yards set a new franchise record, breaking Chris Johnson's mark of 228 yards against the Jaguars on Nov. 1, 2009. Became the seventh NFL player since the 1970 AFL-NFL merger with at least four rushing touchdowns and at least 200 rushing yards in a game. Matched Johnson as the only players in NFL history with a rushing touchdown of at least 90 yards and a rushing touchdown of at least 50 yards in the same game. Gave the Titans an early 7-0 lead with a three-yard touchdown plunge in the first quarter. Gave the Titans a commanding 13-2 lead with an NFL record-tying long 99-yard touchdown jaunt that featured multiple stiff arms in the second quarter. Notched his third rushing touchdown of the evening with a 16-yard rumble up the middle in the third quarter. Tied the franchise record with his fourth rushing score on a 54-yard sprint down the right sideline in the third stanza. With his four touchdowns in the game, he set a new career high with nine rushing touchdowns on the season.

- At N.Y. Giants (12/16), started at running back and posted a career-high 33 rushes for 170 yards and two touchdowns. Grabbed one reception out of the backfield. Recorded a team-best 10 first downs. Gave the Titans an early 7-0 lead with a one-yard touchdown plunge on fourth-and-goal in the first stanza. On a 22-yard run in the second quarter, surpassed 2,000 career rushing yards. Increased the Titans lead to 14-0 with his second one-yard touchdown run of the afternoon with 2:20 left to play in the third quarter.

- Against Washington (12/22), started at running back and rushed 21 times for 84 yards with a touchdown. Caught one pass for eight yards. Gave the Titans an early 6-3 lead with a one-yard touchdown plunge in the first quarter. Set up the Titans' game-winning touchdown with an 18-yard rumble down to the Redskins' two-yard line in the final stanza.

- Against Indianapolis (12/30), started at running back and led the team with 93 rushing yards on 16 carries. Hauled in one reception for 13 yards. Set up a Titans' touchdown by rumbling 33 yards to the Colts' 22-yard line late in the third quarter.

**2017 (16/2, 2/2):** Saw action in all 16 games with two starts at running back and led the team with a career-best 744 rushing yards on 176 carries. Tied

for second on the squad with five rushing touchdowns. Caught 11 passes for 136 yards with a touchdown. Started his first two career postseason contests and led the squad with 184 rushing yards on 35 carries with a touchdown. Recorded five catches for 56 yards. Led the team in rushing yards eight times in 2017 (at JAX, vs. IND, vs. BAL, vs. CIN, at PIT, at IND, vs. HOU, at KC). Had three 100-yard rushing performances (including the playoffs) in 2017 (vs. IND, vs. HOU, at KC). Collected a career-best 131 rushing yards against Indianapolis (10/16/17). Set a new single-game postseason franchise record with 191 scrimmage yards at Kansas City (1/6/18), breaking a 57-year-old record.

- At Jacksonville (9/17), saw action as a reserve at running back and led the team with a then career-best 92 rushing yards on 14 carries with a touchdown. Posted 87 of his rushing yards in the second half. Kept the Titans' second scoring drive alive with a two-yard run on third-and-one in the second quarter. Gave the Titans a 16-3 lead with a punishing 17-yard touchdown run up the middle with 6:36 left to play in the third quarter. Extended the Titans' final touchdown drive with a three-yard plunge on third-and-one in the final quarter.

- Against Indianapolis (10/16), saw action as a reserve at running back and led the team with a career-best 131 rushing yards on a career-high 19 rushes with a touchdown. Caught one pass for 14 yards out of the backfield. Sealed the Titans' win with a 72-yard touchdown rumble down the left sideline on third-and-five with 47 second left to play in the game.

- Against Baltimore (11/5), played as a reserve at running back and led the team with 26 rushing yards on eight carries including a touchdown. Caught two passes for 10 yards. Increased the Titans lead to 16-6 with a one-yard touchdown run on third-and-one in the second quarter. Extended the Titans' game-winning touchdown drive with a six-yard catch on third-and-three in the fourth quarter.

- At Indianapolis (11/26), saw action as a reserve at running back and led the team with 79 rushing yards on 13 carries. Hauled in one reception for 10 yards out of the backfield. During the team's game-winning drive in the fourth quarter, posted five carries for 42 yards and one reception for 10 yards. Helped seal the game with a 16-yard run on the first play after the two-minute warning.

- Against Houston (12/3), played as a reserve at running back and led the team with 109 rushing yards on 11 carries with a score. Set up the Titans' first touchdown with a 24-yard rumble down to the Texans' nine-yard line. Extended the Titans' second touchdown drive with a three-yard run on fourth-and-one late in the third quarter. Clinched the victory with a 75-yard touchdown run on third-and-five late in the fourth quarter.

- At Arizona (12/10), started at running back as the team opened in a two-back set and rushed eight times for 20 yards with a touchdown. Gave the Titans a 7-0 lead with a six-yard touchdown run off left end with 7:16 remaining in the first half.

- Against Jacksonville (12/31), started at running back and carried the ball a career-high 28 times for 51 yards. Led the team with 66 receiving yards and a touchdown. Gave the Titans a 6-0 lead with a 66-yard touchdown catch on a screen pass early in the second quarter.

- At Kansas City (1/6), started at running back and led the team with 156 rushing yards on 23 carries with a touchdown in his first career postseason game. Caught two passes for 35 yards out of the backfield. His 191 scrimmage yards set a new single-game postseason record for the franchise, breaking a 57-year-old record. Cut the Chiefs' lead to 21-16 with a 35-yard touchdown jaunt with 14:08 left to play in the game. Sealed the victory with a 22-yard rumble for a first down on third-and-10 with 1:53 remaining in the game.

**2016 (15/2):** Played in 15 games with two starts at running back as a rookie and ranked second on the team with 490 rushing yards on 110 carries with five touchdowns. Became the third rookie for the franchise in the "Titans era" to score at least five touchdowns in a season. Hauled in 13 receptions for 137 yards. Did not play in one contest after suffering an injury in pregame warmups. Led the team in rushing yards twice (at CHI, vs. HOU). Tied for the team lead in receptions once (vs. JAX). Appeared in his first career NFL game and started at running back against Minnesota (9/11/16). Posted his first career touchdown against Jacksonville (10/27/16).

- Against Minnesota (9/11), made his NFL debut and started in a two-running back set. Carried the ball five times for three yards and caught two passes for 41 yards. Set up the Titans' opening field goal by hauling in his first career catch and reversing field for a 29-yard gain in the first quarter.

- At Detroit (9/18), played as a reserve at running back and rushed nine times for 40 yards. Caught one pass for nine yards. Extended the Titans' first scoring drive with a five-yard jaunt on third-and-one late in the opening stanza.



- At Miami (10/9), started at running back as the team opened the game in a two-running back set. Rushed seven times for 54 yards with a long rush of 22 yards. Set up the Titans' second touchdown with a 22-yard dash up the middle in the second quarter.
- Against Jacksonville (10/27), played significant snaps as a reserve at running back and rushed 16 times for 60 yards with his first career touchdown. Tied for the team lead with four receptions for 37 yards. Increased the Titans lead to 17-0 with his first career rushing touchdown on a six-yard run off right end in the second quarter. Kept the Titans' final scoring drive alive with a two-yard rumble on third-and-one on the first play of the fourth quarter.
- At San Diego (11/6), did not play after being injured in pregame warmups.
- At Chicago (11/27), played as a reserve at running back and led the team with 60 rushing yards on eight carries with a touchdown. Evened the score at 7-7 with an 11-yard touchdown run off left tackle with four seconds left to play in the first quarter.
- At Kansas City (12/18), played as a reserve at running back and carried the ball nine times for 58 yards with two touchdowns. Carried the ball five times for 41 yards during the Titans' initial touchdown drive that was punctuated by his four-yard touchdown run with 11:58 left to play in the second quarter. Cut the Chiefs' lead to 17-16 with his second touchdown of the afternoon, a one-yard jaunt, with 3:12 left to play in the fourth quarter.
- Against Houston (1/1), played as a reserve at running back and led the team with a career-best 65 rushing yards on 15 carries with a touchdown. Caught one pass for three yards. Kept the Titans' final touchdown drive alive with a 14-yard run on third-and-one in the third quarter. Gave the Titans a 21-7 advantage with a two-yard touchdown jaunt with 4:44 left to play in the third stanza.

#### **COLLEGE:**

- In three seasons at Alabama (2013-15), Henry played in 39 games and totaled 602 carries for a school-record 3,591 yards and 42 rushing touchdowns and added 285 yards on 17 career receptions with three receiving scores. Henry won numerous awards including the Heisman Trophy, the Doak Walker Award, Walter Camp Award, and Maxwell Award. During Alabama's victory over Clemson in the 2016 College Football Playoff National Championship, he broke Shaun Alexander's record for most career rushing yards in Alabama history.
- As a junior (2015), claimed the Crimson Tide's second Heisman Trophy and led his team to the College Football Playoff National Championship. Also won the Doak Walker and Maxwell Award and was selected as the Walter Camp Player of the Year. Named a unanimous first team All-American and first team All-SEC by the league's coaches and the Associated Press. Selected as the SEC Offensive Player of the Year by both outlets. Rushed for a school- and Southeastern Conference record 2,219 yards, which led the nation and was the fifth most in a single-season by an FBS player in college football history. Averaged 147.9 yards per game, which was second in the country. His 28 rushing touchdowns were a national best and an SEC record, snapping Tim Tebow and Tre Mason's old mark of 23. Led the SEC in rushing in conference games with a 179.2 yards per game average, including 13 touchdowns. Had multiple rushing touchdowns in nine games and set the Alabama single-season record with 10 100-yard rushing games and four 200-yard games, which broke Bobby Humphrey's school record (3) set in 1986. Only the third running back in SEC history (Herschel Walker and Bo Jackson) to have four 200-yard games in a single season. Set the school record with 11 consecutive games with a rushing touchdown and finished his career 20 straight, which was the most in the SEC history. Caught 11 passes for 91 yards. Accounted for a team-high 109 first down rushes on a school-record 395 carries. Was a five-time SEC Offensive Player of the Week (Wisconsin, Georgia, Texas A&M, Mississippi State and Auburn).
- At Auburn (11/28/15), produced a Heisman-worthy performance as he rushed his way past the Tigers on the Plains to the tune of a career-high 271 yards on the ground on a school-record 46 carries. Scored a touchdown on his 46th and final carry on a 25-yard jaunt that capped 14 straight rushes to end the game. Earned Walter Camp National Player of the Week honors and SEC Player of the Week accolades.
- Against Clemson (1/11/16), rushed for 158 yards and three touchdowns as the Crimson Tide claimed a 45-40 victory to win the national championship. Carried 36 times, including a 50-yard touchdown scamper in the first quarter and then sealed the win with a one-yard plunge with 1:07 remaining in the game.
- As a sophomore (2014), finished the year with 990 rushing yards on 172 carries with 11 rushing touchdowns. Had five receptions for 133 yards and

two receiving touchdowns. Played in all 14 games with two starts and had 21 explosive rushes of 12 yards or more while converting 47 first downs, including four on third down. Three of his five receptions were explosive, taking screen passes 29, 41 and 52 yards.

- As a freshman (2013), as a true freshman saw action in 12 games and totaled 382 rushing yards on 35 carries for a 10.9 yards per carry average. Rushed 10 times (28.6 percent) for 12 yards or more while converting 17 first downs. Took his one pass reception to the end zone for a 61-yard catch and run in the Sugar Bowl. Contributed three tackles on special teams. Registered two 100-yard game (111 vs. Arkansas and 100 vs. Oklahoma).
- Graduated from Alabama in May 2018 with a degree in communications.

#### **PERSONAL:**

- Attended Yulee (Fla.) High School, where he was five-star prospect that was listed as the nation's No. 1 athlete and No. 4 running back prospect.
- Was a member of the 2012 All-USA Football Team, chosen by USA Today and also was named the 2012 Maxwell Football Club National High School Player of the Year.
- Broke Ken Hall's 51-year-old national high school rushing record with 12,124 yards after rushing for 4,261 yards as a senior in 2012. Was a Parade Magazine All-American and the publication's National Player of the Year.
- Played for the East squad in the U.S. Army All-American Bowl, rushing for 53 yards with a touchdown and a two-point conversion.
- Named MaxPreps National Player of the Year and first-team All-American after finishing his high school career with 153 rushing touchdowns, which ranks fifth all time, including 55 scores in 2012.
- Set the Florida high school record with a 510-yard performance against Jacksonville Jackson and averaged 9.2 yards per carry and 327.8 yards per game as a senior.
- Named 2012 first-team All-State selection by the Associated Press and was the Player of the Year on the All-First Coast team.
- Named the 2012 Columbus (Ohio) Touchdown Club National High School Player of the Year as a senior.
- As a junior (2011), rushed for 2,610 yards and 34 scores to earn first-team All-Coast honors from the Florida Times-Union.
- As a sophomore (2010) was named first-team All-Coast running back after rushing for 2,788 yards and 38 touchdowns while averaging 8.9 yards per attempt.
- As a freshman (2009), rushed for 2,465 yards and 26 scores.
- Also played basketball and ran track (100, 400, 4x100, 4x400) in high school.
- As a standout track & field athlete, he competed as a sprinter and posted a personal-best time of 11.11 seconds in the 100-meter dash at the 2011 FHSAA 2A District 3 Championships, where he placed seventh.
- List of favorites: (movie) "Remember the Titans"; (musician) Kevin Gates; (place to get away) anywhere with his family; (food) wings; (athletes as a child) LaDainian Tomlinson and Eddie George; (sports teams as a child) New York Yankees, Los Angeles Lakers.
- Follow Henry on Twitter at @kinghenry\_2.
- Follow Henry on Instagram at @last\_king\_2.
- Born Derrick Lamar Henry, Jr. on Jan. 4, 1994 in Yulee, Fla.

# DERRICK HENRY'S GAME-BY-GAME

## 2016 Tennessee Titans

Date	Opp	W/L	P/S	Att	RUSHING				TD	RECEIVING				
					Yds	Avg	Lg	TD		No	Yds	Avg	Lg	TD
Sept 11	Min	L	S	5	3	0.6	5	0		2	41	20.5	29	0
Sept 18	@ Det	W	p	9	40	4.4	9	0		1	9	9.0	9	0
Sept 25	Oak	L	p	10	45	4.5	13	0		0	0	-	0	0
Oct 2	@ Hou	L	p	3	9	3.0	6	0		0	0	-	0	0
Oct 9	@ Mia	W	S	7	54	7.7	22	0		0	0	-	0	0
Oct 16	Cle	W	p	2	7	3.5	4	0		2	20	10.0	12	0
Oct 23	Ind	L	p	1	3	3.0	3	0		0	0	-	0	0
Oct 27	Jax	W	p	16	60	3.8	15	1		4	37	9.3	15	0
Nov 6	@ SD	L	DNP											
Nov 13	GB	W	p	9	31	3.4	19	0		0	0	-	0	0
Nov 20	@ Ind	L	p	0	0	-	0	0		0	0	-	0	0
Nov 27	@ Chi	W	p	8	60	7.5	17	1		0	0	-	0	0
Dec 11	Den	W	p	12	42	3.5	6	0		1	5	5.0	5	0
Dec 18	@ KC	W	p	9	58	6.4	15	2		0	0	-	0	0
Dec 24	@ Jax	L	p	4	13	3.3	10	0		2	22	11.0	11	0
Jan 1	Hou	W	p	15	65	4.3	14	1		1	3	3.0	3	0
<b>Totals</b>		<b>9-7</b>	<b>15/2</b>	<b>110</b>	<b>490</b>	<b>4.5</b>	<b>22</b>	<b>5</b>		<b>13</b>	<b>137</b>	<b>10.5</b>	<b>29</b>	<b>0</b>

## 2017 Tennessee Titans

Date	Opp	W/L	P/S	Att	RUSHING				TD	RECEIVING				
					Yds	Avg	Lg	TD		No	Yds	Avg	Lg	TD
Sept 10	Oak	L	p	6	25	4.2	8	0		0	0	-	0	0
Sept 17	@ Jax	W	p	14	92	6.6	17t	1		0	0	-	0	0
Sept 24	Sea	W	p	13	54	4.2	25	0		1	10	10.0	10	0
Oct 1	@ Hou	L	p	6	7	1.2	3	0		0	0	-	0	0
Oct 8	@ Mia	L	p	4	9	2.3	11	0		0	0	-	0	0
Oct 16	Ind	W	p	19	131	6.9	72t	1		1	14	14.0	14	0
Oct 22	@ Cle	W	p	13	13	1.0	9	0		2	11	5.5	8	0
Nov 5	Bal	W	p	8	26	3.3	10	1		2	10	5.0	6	0
Nov 12	Cin	W	p	11	52	4.7	23	0		0	0	-	0	0
Nov 16	@ Pit	L	p	7	32	4.6	16	0		0	0	-	0	0
Nov 26	@ Ind	W	p	13	79	6.1	16	0		1	10	10.0	10	0
Dec 3	Hou	W	p	11	109	9.9	75t	1		0	0	-	0	0
Dec 10	@ Ari	L	S	8	20	2.5	9	1		0	0	-	0	0
Dec 17	@ SF	L	p	7	19	2.7	10	0		2	9	4.5	8	0
Dec 24	LAR	L	p	8	25	3.1	10	0		1	6	6.0	6	0
Dec 31	Jax	W	S	28	51	1.8	13	0		1	66	66.0	66t	1
<b>Totals</b>		<b>9-7</b>	<b>16/2</b>	<b>176</b>	<b>744</b>	<b>4.2</b>	<b>75t</b>	<b>5</b>		<b>11</b>	<b>136</b>	<b>12.4</b>	<b>66t</b>	<b>1</b>
<b>Playoffs</b>														
Jan 6	@ KC	W	S	23	156	6.8	35t	1		2	35	17.5	29	0
Jan 13	@ NE	L	S	12	28	2.3	4	0		3	21	7.0	14	0
<b>Totals</b>		<b>1-1</b>	<b>2/2</b>	<b>35</b>	<b>184</b>	<b>5.3</b>	<b>35t</b>	<b>1</b>		<b>5</b>	<b>56</b>	<b>11.2</b>	<b>29</b>	<b>0</b>

## 2018 Tennessee Titans

Date	Opp	W/L	P/S	Att	RUSHING				TD	RECEIVING				
					Yds	Avg	Lg	TD		No	Yds	Avg	Lg	TD
Sept 9	@ Mia	L	S	10	26	2.6	5	0		1	5	5.0	5	0
Sept 16	Hou	W	S	18	56	3.1	9	0		0	0	-	0	0
Sept 23	@ Jax	W	S	18	57	3.2	14	0		0	0	-	0	0
Sept 30	Phi	W	S	8	24	3.0	14	0		2	7	3.5	13	0
Oct 7	@ Buf	L	S	11	56	5.1	14	0		0	0	-	0	0
Oct 14	Bal	L	S	7	21	3.0	6	0		1	5	5.0	5	0
Oct 21	@ LAC	L	S	12	33	2.8	7	1		2	32	16.0	21	0
Nov 5	@ Dal	W	S	6	27	4.5	13	1		2	5	2.5	3	0
Nov 11	NE	W	S	11	58	5.3	14	2		0	0	-	0	0
Nov 18	@ Ind	L	p	9	46	5.1	16	0		0	0	-	0	0
Nov 26	@ Hou	L	p	8	30	3.8	8	0		2	19	9.5	11	0
Dec 2	NYJ	W	p	10	40	4.0	12	1		2	5	2.5	4	0
Dec 6	Jax	W	p	17	238	14.0	99t	4		0	0	-	0	0
Dec 16	@ NYG	W	S	33	170	5.2	22	2		1	0	0.0	0	0
Dec 22	Was	W	S	21	84	4.0	18	1		1	8	8.0	8	0
Dec 30	Ind	L	S	16	93	5.8	33	0		1	13	13.0	13	0
<b>Totals</b>		<b>9-7</b>	<b>16/12</b>	<b>215</b>	<b>1,059</b>	<b>4.9</b>	<b>99t</b>	<b>12</b>		<b>15</b>	<b>99</b>	<b>6.6</b>	<b>21</b>	<b>0</b>

## 2019 Tennessee Titans

Date	Opp	W/L	P/S	Att	RUSHING				TD	RECEIVING				
					Yds	Avg	Lg	TD		No	Yds	Avg	Lg	TD
Sept 8	Cle	W	S	19	84	4.4	18	1		1	75	75.0	75t	1
Sept 15	Ind	L	S	15	82	5.5	18	1		2	12	6.0	9	0
Sept 19	@ Jax	L	S	17	44	2.6	11	1		1	2	2.0	2	0
Sept 29	@ Atl	W	S	27	100	3.7	16	0		1	8	8.0	8	0
Oct 6	Buf	L	S	20	78	3.9	24	1		0	0	-	0	0
Oct 13	@ Den	L	S	15	28	1.9	6	0		1	5	5.0	5	0
Oct 20	LAC	W	S	22	90	4.1	12	1		1	18	18.0	18	0
Oct 27	TB	W	S	16	75	4.7	34	0		1	8	8.0	8	0
Nov 3	@ Car	L	S	13	63	4.8	12	1		3	36	12.0	23t	1
Nov 10	KC	W	S	23	188	8.2	68t	2		2	3	1.5	6	0
Nov 24	Jax	W	S	19	159	8.4	74t	2		1	16	16.0	16	0
Dec 1	@ Ind	W	S	26	149	5.7	34	1		3	17	5.7	9	0
Dec 8	@ Oak	W	S	18	103	5.7	24	2		1	6	6.0	6	0
Dec 15	Hou	L	S	21	86	4.1	23	0		0	0	-	0	0
Dec 22	NO	L	IA											
Dec 29	@ Hou	W	S	32	211	6.6	53t	3		0	0	-	0	0
<b>Totals</b>		<b>9-7</b>	<b>15/15</b>	<b>303</b>	<b>1,540</b>	<b>5.1</b>	<b>74t</b>	<b>16</b>		<b>18</b>	<b>206</b>	<b>11.4</b>	<b>75t</b>	<b>2</b>
<b>Playoffs</b>														
Jan 4	@ NE	W	S	34	182	5.4	29	1		1	22	22.0	22	0
Jan 11	@ Bal	W	S	30	195	6.5	66	0		2	7	3.5	8	0
Jan 19	@ KC	L	S	19	69	3.6	13	1		2	-8	-4.0	-2	0
<b>Totals</b>		<b>2-1</b>	<b>3/3</b>	<b>83</b>	<b>446</b>	<b>5.4</b>	<b>66</b>	<b>2</b>		<b>5</b>	<b>21</b>	<b>4.2</b>	<b>22</b>	<b>0</b>

## 2020 Tennessee Titans

Date	Opp	W/L	P/S	Att	RUSHING				TD	RECEIVING				
					Yds	Avg	Lg	TD		No	Yds	Avg	Lg	TD
Sept 14	@ Den	W	S	31	116	3.7	13	0		3	15	5.0	6	0
Sept 20	Jax	W	S	25	84	3.4	14	0		0	0	-	0	0
Sept 27	@ Min	W	S	26	119	4.6	16	2		2	11	5.5	6	0
Oct 13	Buf	W	S	19	57	3.0	12	2		1	6	6.0	6	0
Oct 18	Hou	W	S	22	212	9.6	94t	2		2	52	26.0	53	0
Oct 25	Pit	L	S	20	75	3.8	17	1		2	-3	-1.5	-1	0
Nov 1	@ Cin	L	S	18	112	6.2	21	1		0	0	-	0	0
Nov 8	Chi	W	S	21	68	3.2	26	0		0	0	-	0	0
Nov 12	Ind	L	S	19	103	5.4	20	0		1	6	6.0	6	0
Nov 22	@ Bal	W	S	28	133	4.8	29t	1		1	-1	-1.0	-1	0
Nov 29	@ Ind	W	S	27	178	6.6	31	3		2	7	3.5	4	0
Dec 6	Cle	L	S	15	60	4.0	10	0		1	9	9.0	9	0
Dec 13	@ Jax	W	S	26	215	8.3	47	2		2	7	3.5	6	0
Dec 20	Det	W	S	24	147	6.1	33	1		2	5	2.5	6	0
Dec 27	@ GB	L	S	23	98	4.3	10	0		0	0	-	0	0
Jan 3	@ Hou	W	S	34	250	7.4	52t	2		0	0	-	0	0
<b>Totals</b>		<b>11-5</b>	<b>16/16</b>	<b>378</b>	<b>2,027</b>	<b>5.4</b>	<b>94t</b>	<b>17</b>		<b>19</b>	<b>114</b>	<b>6.0</b>	<b>53</b>	<b>0</b>
<b>Playoffs</b>														
Jan 10	Bal	L	S	18	40	2.2	8	0		3	11	3.7	7	0
<b>Totals</b>		<b>0-1</b>	<b>1/1</b>	<b>18</b>	<b>40</b>	<b>2.2</b>	<b>8</b>	<b>0</b>		<b>3</b>	<b>11</b>	<b>3.7</b>	<b>7</b>	<b>0</b>

## 2021 Tennessee Titans

## DERRICK HENRY'S GAME-BY-GAME CONT.

2022 Tennessee Titans										RUSHING					RECEIVING																	
Date	Opp	W/L	P/S	Att	Yds	Avg	Lg	TD	No	Yds	Avg	Lg	TD																			
Sept 11	NYG	L	S	21	82	3.9	18	0	0	0	-	0	0							Dec 4	@	Phi										
Sept 19	@ Buf																			Dec 11		Jax										
Sept 25	LV																			Dec 18	@	LAC										
Oct 2	@ Ind																			Dec 24		Hou										
Oct 9	@ Was																			Dec 29		Dal										
Oct 23	Ind																			Jan 7/8	@	Jax										
Oct 30	@ Hou																			Totals			0-1	1/1	21	82	3.9	18	0	0	0	0
Nov 6	@ KC																															
Nov 13	Den																															
Nov 17	@ GB																															
Nov 27	Cin																															

## DERRICK HENRY'S NFL STATISTICS

REGULAR SEASON				RUSHING					RECEIVING				
Year	Team	GP	GS	Att	Yds	Avg	Lg	TD	No	Yds	Avg	Lg	TD
2016	Tennessee	15	2	110	490	4.5	22	5	13	137	10.5	29	0
2017	Tennessee	16	2	176	744	4.2	75t	5	11	136	12.4	66t	1
2018	Tennessee	16	12	215	1,059	4.9	99t	12	15	99	6.6	21	0
2019	Tennessee	15	15	303	1,540	5.1	74t	16	18	206	11.4	75t	2
2020	Tennessee	16	16	378	2,027	5.4	94t	17	19	114	6.0	53	0
2021	Tennessee	8	8	219	937	4.3	76t	10	18	154	8.6	16	0
2022	Tennessee	1	1	21	82	3.9	18	0	0	0	-	0	0
NFL Totals		87	56	1,422	6,879	4.8	99t	65	94	846	9.0	75t	3

PLAYOFFS				RUSHING					RECEIVING				
Year	Team	GP	GS	Att	Yds	Avg	Lg	TD	No	Yds	Avg	Lg	TD
2017	Tennessee	2	2	35	184	5.3	35t	1	5	56	11.2	29	0
2019	Tennessee	3	3	83	446	5.4	66	2	5	21	4.2	22	0
2020	Tennessee	1	1	18	40	2.2	8	0	3	11	3.7	7	0
2021	Tennessee	1	1	20	62	3.1	9	1	0	0	-	0	0
NFL Totals		7	7	156	732	4.7	66	4	13	88	6.8	29	0

### Single-Game Highs

Rushes - 35 at Seattle (9/19/21)  
Rushing Yards - 250 at Houston (1/3/21)  
Long Rush - 99t vs. Jacksonville (12/6/18)  
Touchdowns - 4 vs. Jacksonville (12/6/18)  
Receptions - 6 at Seattle (9/19/21)  
Receiving Yards - 75 at Cleveland (9/8/19)  
Long Reception - 75t at Cleveland (9/8/19)  
Touchdowns - 1 (Three times, last at Carolina 11/3/19)

### Additional Statistics

Pass Attempts - 2 for 3 for 14 yards (2018); 1 for 1 for 5-yard touchdown (2021)  
Tackles - 4 (2018), 1 (2019)  
Two-Point Conversions - 1 run (2020), 1 run (2021)  
Fumble Recoveries - 1 (2020), 1 (2021)

### Playoff Single-Game Highs

Rushes - 34 at New England (1/4/20)  
Rushing Yards - 195 at Baltimore (1/11/20)  
Long Rush - 66 at Baltimore (1/11/20)  
Touchdowns - 1 (Four times, last vs. Cincinnati 1/22/22)  
Receptions - 3 (Twice, last vs. Baltimore 1/10/21)  
Receiving Yards - 35 at Kansas City (1/6/18)  
Long Reception - 29 at Kansas City (1/6/18)

### Additional Playoff Statistics

Pass Attempts - 1 for 1 for 3-yard touchdown at Baltimore (1/11/20)  
Fumble Recoveries - 1 (2019)



# 40 DONTRELL HILLIARD

**RUNNING BACK • 5'11" • 202 LBS • COLLEGE: TULANE**

**ACQUIRED: FREE AGENT - 2021**

**NFL EXPERIENCE (NFL/TITANS): 5/2 • HOMETOWN: BATON ROUGE, LA.**

**GAMES PLAYED/GAMES STARTED: 41/5 (PLAYOFFS: 1/0)**



**PRO:** Running back Dontrell Hilliard initially joined the Titans as a practice squad player on Oct. 27, 2021. He went on to play in eight games with five starts during his first campaign in Tennessee, establishing or tying career highs in rushing attempts (56), rushing yards (350) and touchdowns (two), as well as receptions (19). The 5-foot-11-inch, 202 pounder was originally signed as an undrafted college free agent by the Cleveland Browns in 2018. Prior to arriving in Tennessee, the Tulane product appeared in 32 total games with Cleveland (2018-20) and Houston (2020), gaining experience as a reserve running back as well as a punt returner and kickoff returner.

## CAREER HIGHLIGHTS:

- During his first season in Tennessee in 2021, Hilliard set career highs with 56 rushing attempts and 350 rushing yards and tied a career high with a pair of rushing touchdowns. He added 87 yards on a career-high 19 receptions and added eight kickoff returns for 177 yards (22.1 avg.).
- In his first career rushing attempt, Hilliard scored a four-yard touchdown against the Titans on Sept. 8, 2019.

## TITANS TIDBITS:

- Hilliard became a vegan in 2021 and says the switch has made a significant difference in his general health and in his career.
- Hilliard has several business interests, including residential and commercial real estate. He also is in the process of opening his own American Bully kennel.
- At Tulane, Hilliard competed in outdoor track and field. His 4x100-relay team placed third in the American Athletic Conference.
- Hilliard is active in supporting and promoting Fuel Up to Play 60, the leading in-school health and wellness program that empowers students and educators to work together to build healthier schools and create healthy, high achieving students. He also supports gun violence prevention. Hilliard has represented both causes during My Cause, My Cleats.

## CAREER TRANSACTIONS:

- The Baton Rouge, La., native was originally signed by the Cleveland Browns as an undrafted college free agent on May, 5, 2018.
- Waived by the Browns on Sept. 1, 2018 and signed to the team's practice squad a day later.
- Signed by the Browns to the team's active roster off the practice squad on Oct. 9, 2018.
- Waived by the Browns on Sept. 5, 2020 and signed to the team's practice squad a day later.
- Signed by the Browns to the team's active roster off the practice squad on Sept. 30, 2020.
- Waived by the Browns on Dec. 13, 2020.
- Claimed off waivers by the Houston Texans on Dec. 15, 2020.
- Waived by the Texans on Aug. 19, 2021.
- Signed by the Titans to their practice squad on Oct. 27, 2021.
- Activated from the practice squad to the active roster standard elevation on Oct. 30, 2021.
- Activated from the practice squad to the active roster standard elevation on Nov. 20, 2021.
- Signed by the Titans to the team's active roster off the practice squad on Nov. 23, 2021.

## SEASON RECAPS:

**2022 (1/0 - Tennessee):** Collected a career-high two receiving touchdowns against N.Y. Giants (9/11/22).

• Against N.Y. Giants (9/11), saw action as a reserve at running back and snared three receptions for a career-high 61 yards with a career-best two receiving touchdowns. Became the first Titans running back with two or more touchdown receptions in a game since DeMarco Murray had two touchdown catches in 2016. Rushed twice for eight yards. Registered two special teams tackles on coverage units. Got open for a seven-yard touchdown reception, the first of his career, to give the Titans an early 7-0 lead in the opening stanza. Extended the Titans' second scoring drive with a 31-yard reception on third-and-three in the second quarter. Gave the Titans a 20-13 lead with a 23-yard touchdown grab in the third quarter.

**2021 (8/5, 1/0 - Tennessee):** Saw action in eight games with five starts at running back in his first season with the Titans after being signed as a signed free agent on Oct. 27. Ranked third on the team with a career-high 350 rushing yards on 56 carries with two touchdowns. Hauled in 19 receptions for 87 yards. Spent two games on the team's practice squad. Saw action as a reserve in the postseason contest and grabbed three receptions for 13 yards. Led the team in rushing yards once (at NE). Led or tied for the team lead in receptions three times (vs. HOU, at PIT, vs. MIA). Made his first career NFL start at New England (11/28/21).

- At Indianapolis (10/31), made his Titans debut as a reserve on special teams. Served as the kickoff returner, but didn't record any returns.
- Against Houston (11/21), played as a reserve at running back and led the team with a career-best eight receptions for a career-high 47 yards. Carried the ball a career-best seven times for a career-high 35 yards. Set a career high and ranked second on the team with 82 scrimmage yards. Returned three kickoffs for 65 yards. Kept the Titans' touchdown drive alive in the third quarter with a five-yard reception on fourth-and-three.
- At New England (11/28), made his first career NFL start at running back and rushed a career-high 12 times for a career-best 131 yards with a touchdown. Combined with D'Onta Foreman (109 rushing yards) to become the franchise's first duo with at least 100 rushing yards each in the same game since Chris Johnson and LenDale White in 2008. Caught one pass for two yards. Added two kickoff returns for 42 yards. Made it a one-score game after sprinting for a career-long 68-yard touchdown run on third-and-three late in the second quarter.
- At Pittsburgh (12/19), started at running back and rushed nine times for 49 yards. Tied for the team lead with four receptions for 10 yards.
- Against Miami (1/2), started at running back and rushed eight times for 45 yards with a score. Tied for the team lead with three receptions for 33 yards. Returned one kickoff for 24 yards. Concluded the scoring with a 39-yard touchdown run on third-and-11 late in the fourth quarter.
- At Houston (1/9), played as a reserve at running back and carried the ball nine times for 57 yards. Snared one reception out of the backfield. Returned two kickoffs for 46 yards. Helped run the clock out in the fourth quarter with a two-yard run on third-and-two. Sealed the victory with an 11-yard rush for a first down late in the final stanza.
- Against Cincinnati (1/22), made his postseason debut as a reserve at running back and on special teams. Caught three passes for 13 yards out of the backfield and returned one kickoff for 26 yards. Extended the Titans' first touchdown drive with a three-yard catch on third-and-three in the second stanza.

**2020 (5/0 - Cleveland; 2/0 - Houston):** Saw action as a reserve in seven total games and rushed nine times for 48 yards while with the Browns and the Texans.

- At Pittsburgh (10/18), rushed for a then-career-high 29 yards on four carries.



**2019 (14/0 - Cleveland):** Saw action in a career-best 14 games and recorded 13 carries for 49 yards and two touchdowns while also hauling in 12 receptions for 95 yards. Served as Browns' primary returner in 2019 and recorded a 24.8-yard kickoff return average and 7.1-yard punt return average. Registered career-high 10 special teams tackles

- Against Tennessee (9/8), became first Browns player to score a rushing touchdown on his first career carry since Isaiah Crowell on Sept. 7, 2014.
- At Baltimore (9/29), tallied a then-career-high six rushes for 27 yards with a touchdown.
- Against Seattle (10/13), recorded a career-long 74-yard kickoff return, the longest kickoff return by a Brown since 2013.

**2018 (11/0 - Cleveland):** Appeared in 11 games during his rookie season and recorded nine catches for 105 yards. He also returned 11 kickoffs for 264 yards.

- Against Los Angeles Chargers (10/14), he made is NFL debut and returned a kickoff for a season-high 31 yards.
- At Houston (12/2), set then-career highs with four receptions and 40 receiving yards.

#### COLLEGE:

- Played in 47 career games with 33 starts at Tulane and rushed 557 times for 2,948 yards and 30 touchdowns while also collecting 70 receptions for 740 yards and four scores. Also returned 18 kickoffs for 278 yards in his four-year career.
- As a senior (2017), started all 12 games, rushing 210 times for 1,091 yards and 12 touchdowns. Also caught eight passes for 115 yards and a pair of touchdowns. Earned American Athletic Conference second-team honors
- As a junior (2016), started all 11 games, leading the team in both rushing

yards (759) and rushing touchdowns (nine) on 135 rushing attempts.

- As a sophomore (2015), saw action in 12 games with two starts and led the team in rushing attempts (115), rushing yards (646) and rushing touchdowns (six).
- As a freshman (2014), played in 12 games with two starts, logging 97 rushes for 452 yards and three touchdowns.
- Majored in digital design at Tulane.

#### PERSONAL:

- Attended Scotlandville (La.) High School and lettered in all four years while helping lead his team to a 26-13 overall record with three trips to the state playoffs.
- Received all-district honors all four years and was first team as a sophomore, junior and senior.
- Named honorable mention all-state as a senior after running for 978 yards for 16 touchdowns.
- Hilliard would be an engineer if he wasn't playing football.
- Follow Hilliard on Twitter at @D\_Hilliard26 and on Instagram at @d\_hilliard26
- Born Dontrell Donmond Hilliard on Feb. 26, 1995 in Baton Rouge, La.

### DONTRELL HILLIARD'S GAME-BY-GAME

2018 Cleveland Browns				RUSHING					RECEIVING				
Date	Opp	W/L	P/S	Att	Yds	Avg	Lg	TD	No	Yds	Avg	Lg	TD
Sept 9	Pit	T	PS										
Sept 16	@ NO	L	PS										
Sept 23	NYJ	W	PS										
Sept 30	@ Oak	L	PS										
Oct 7	Bal	W	PS										
Oct 14	LAC	L	p	0	0	-	0	0	0	0	-	0	0
Oct 21	@ TB	L	p	0	0	-	0	0	0	0	-	0	0
Oct 28	@ Pit	L	p	0	0	-	0	0	1	24	24.0	24	0
Nov 4	KC	L	p	0	0	-	0	0	0	0	-	0	0
Nov 11	Atl	W	p	0	0	-	0	0	1	6	6.0	6	0
Nov 25	@ Cin	W	p	0	0	-	0	0	0	0	-	0	0
Dec 2	@ Hou	L	p	0	0	-	0	0	4	40	10.0	23	0
Dec 9	Car	W	p	0	0	-	0	0	2	20	10.0	12	0
Dec 15	@ Den	W	p	0	0	-	0	0	0	0	-	0	0
Dec 23	Cin	W	p	0	0	-	0	0	1	15	15.0	15	0
Dec 30	@ Bal	L	p	0	0	-	0	0	0	0	-	0	0
<b>Totals</b>		<b>5-6</b>	<b>11/0</b>	<b>0</b>	<b>0</b>	<b>-</b>	<b>0</b>	<b>0</b>	<b>9</b>	<b>105</b>	<b>11.7</b>	<b>24</b>	<b>0</b>

2019 Cleveland Browns				RUSHING					RECEIVING				
Date	Opp	W/L	P/S	Att	Yds	Avg	Lg	TD	No	Yds	Avg	Lg	TD
Sept 8	Ten	L	p	1	4	4.0	4t	1	1	14	14.0	14	0
Sept 16	@ NYJ	W	IA										
Sept 22	LAR	L	p	0	0	-	0	0	0	0	-	0	0
Sept 29	@ Bal	W	p	6	27	4.5	11	1	2	27	13.5	19	0
Oct 7	@ SF	L	p	0	0	-	0	0	0	0	-	0	0
Oct 13	Sea	L	p	0	0	-	0	0	2	17	8.5	14	0
Oct 27	@ NE	L	p	1	10	10.0	10	0	4	24	6.0	14	0
Nov 3	@ Den	L	p	5	8	1.6	4	0	2	6	3.0	4	0
Nov 10	Buf	W	p	0	0	-	0	0	0	0	-	0	0
Nov 14	Pit	W	p	0	0	-	0	0	0	0	-	0	0
Nov 24	Mia	W	p	0	0	-	0	0	0	0	-	0	0
Dec 1	@ Pit	L	p	0	0	-	0	0	0	0	-	0	0
Dec 8	Cin	W	p	0	0	-	0	0	0	0	-	0	0
Dec 15	@ Ari	L	p	0	0	-	0	0	0	0	-	0	0
Dec 22	Bal	L	p	0	0	-	0	0	1	4	4.0	4	0
Dec 29	@ Cin	L	IR										
<b>Totals</b>			<b>14/0</b>	<b>13</b>	<b>49</b>	<b>3.8</b>	<b>11</b>	<b>2</b>	<b>12</b>	<b>92</b>	<b>7.7</b>	<b>19</b>	<b>0</b>

2020 Cleveland Brown				RUSHING					RECEIVING				
Date	Opp	W/L	P/S	Att	Yds	Avg	Lg	TD	No	Yds	Avg	Lg	TD
Oct. 4	@ Dal	W	p	5	19	3.8	10	0	1	2	2.0	2	0
Oct. 11	Ind	W	p	0	0	-	0	0	0	0	-	0	0
Oct. 18	@ Pit	L	p	4	29	7.3	19	0	0	0	-	0	0
Oct 25	@ Cin	W	p	0	0	-	0	0	0	0	-	0	0
Nov. 1	LV	L	p	0	0	-	0	0	0	0	-	0	0
<b>Totals</b>		<b>3-2</b>	<b>5/0</b>	<b>9</b>	<b>48</b>	<b>5.3</b>	<b>19</b>	<b>0</b>	<b>1</b>	<b>2</b>	<b>2.0</b>	<b>2</b>	<b>0</b>

2020 Houston Texans				RUSHING					RECEIVING				
Date	Opp	W/L	P/S	Att	Yds	Avg	Lg	TD	No	Yds	Avg	Lg	TD
Dec. 27	Cin	L	p	0	0	-	0	0	0	0	-	0	0
Jan 3	Ten	L	p	0	0	-	0	0	0	0	-	0	0
<b>Totals</b>		<b>0-2</b>	<b>2/0</b>	<b>0</b>	<b>0</b>	<b>-</b>	<b>0</b>	<b>0</b>	<b>0</b>	<b>0</b>	<b>-</b>	<b>0</b>	<b>0</b>

2021 Tennessee Titans				RUSHING					RECEIVING				
Date	Opp	W/L	P/S	Att	Yds	Avg	Lg	TD	No	Yds	Avg	Lg	TD
Oct 31	@ Ind	W	p	0	0	-	0	0	0	0	-	0	0
Nov 7	@ LAR	W	PS										
Nov 14	NO	W	PS										
Nov 21	Hou	L	p	7	35	5.0	16	0	8	47	5.9	10	0
Nov 28	@ NE	L	S	12	131	10.9	68t	1	1	2	2.0	2	0
Dec 12	Jax	W	S	6	13	2.2	4	0	0	0	-	0	0
Dec 19	@ Pit	L	S	9	49	5.4	15	0	4	10	2.5	5	0
Dec 23	SF	W	S	5	20	4.0	9	0	2	-6	-3.0	2	0
Jan 2	Mia	W	S	8	45	5.6	39t	1	3	33	11.0	28	0
Jan 9	@ Hou	W	p	9	57	6.3	16	0	1	1	1.0	1	0
<b>Totals</b>		<b>7-3</b>	<b>8/5</b>	<b>56</b>	<b>350</b>	<b>6.3</b>	<b>68t</b>	<b>2</b>	<b>19</b>	<b>87</b>	<b>4.6</b>	<b>28</b>	<b>0</b>

Playoffs													
Date	Opp	W/L	P/S	Att	Yds	Avg	Lg	TD	No	Yds	Avg	Lg	TD
Jan 22	Cin	L	p	0	0	-	0	0	3	13	4.3	5	0
<b>Totals</b>		<b>0-1</b>	<b>1/0</b>	<b>0</b>	<b>0</b>	<b>-</b>	<b>0</b>	<b>0</b>	<b>3</b>	<b>13</b>	<b>4.3</b>	<b>5</b>	<b>0</b>

## DONTRELL HILLIARD'S GAME-BY-GAME CONT.

2022 Tennessee Titans										RUSHING					RECEIVING																																																																																																																																																																																																																																																																																																																																																																																																																																																																																																																																																																																																																																																																																																																																																																																																																																																																																																																																																																																																																																																																																																																																																																																																																																																																																																																																																																																			
Date	Opp	W/L	P/S	Att	Yds	Avg	Lg	TD		No	Yds	Avg	Lg	TD																																																																																																																																																																																																																																																																																																																																																																																																																																																																																																																																																																																																																																																																																																																																																																																																																																																																																																																																																																																																																																																																																																																																																																																																																																																																																																																																																																																				</

## DONTRELL HILLIARD'S NFL STATISTICS

REGULAR SEASON				RUSHING					RECEIVING				
Year	Team	GP	GS	Att	Yds	Avg	Lg	TD	No	Yds	Avg	Lg	TD
2018	Cleveland	11	0	0	0	0	0	0	9	105	11.7	24	0
2019	Cleveland	14	0	13	49	3.8	11	2	12	92	7.7	19	0
2020	CLE/HOU	7	0	9	48	5.3	19	0	1	2	2.0	2	0
2021	Tennessee	8	5	56	350	6.3	68t	2	19	87	4.6	28	0
2022	Tennessee	1	0	2	8	4.0	5	0	3	61	20.3	31	2
NFL Totals		41	5	80	455	5.7	68t	4	44	347	7.9	31	2

REGULAR SEASON				PUNT RETURNS				KICKOFF RETURNS				
Year	Team	No	FC	Yds	Avg	Lg	TD	No	Yds	Avg	Lg	TD
2018	Cleveland	0	0	0	-	0	0	11	264	24.0	31	0
2019	Cleveland	15	6	107	7.1	18	0	17	421	24.8	74	0
2021	CLE/HOU	0	0	0	-	0	0	7	125	17.9	23	0
2021	Tennessee	0	0	0	-	0	0	8	177	22.1	26	0
NFL Totals		15	6	107	7.1	18	0	43	987	23.0	74	0

PLAYOFFS				RECEIVING					RUSHING				
Year	Team	GP	GS	No	Yds	Avg	Lg	TD	Att	Yds	Avg	Lg	TD
2021	Tennessee	1	0	0	0	-	0	0	3	13	4.3	5	0
NFL Totals		1	0	0	0	-	0	0	3	13	4.3	5	0

PLAYOFFS				PUNT RETURNS				KICKOFF RETURNS				
Year	Team	No	FC	Yds	Avg	Lg	TD	No	Yds	Avg	Lg	TD
2021	Tennessee	0	0	0	-	0	0	1	26	26.0	26	0
NFL Totals		0	0	0	-	0	0	1	26	26.0	26	0

### Single-Game Highs

Rushes - 12 at New England (11/28/21)  
 Rushing Yards - 131 at New England (11/28/21)  
 Long Rush - 68t at New England (11/28/21)  
 Rushing Touchdowns - 1 (Four times, last vs. Miami 1/2/22)  
 Receptions - 8 vs. Houston (11/21/21)  
 Receiving Yards - **66 vs. N.Y. Giants (9/11/22)**  
 Long Reception - 28 vs. Miami (1/2/22)  
 Receiving Touchdowns - **2 vs. N.Y. Giants (9/11/22)**  
 Kickoff Returns - 4 at Arizona (12/15/19)  
 Kickoff Return Yards - 102 vs. Seattle (10/13/19)  
 Kickoff Return Long - 74 vs. Seattle (10/13/19)  
 Punt Returns - 2 (Five times, last vs. Cincinnati 12/8/19)  
 Punt Return Yards - 20 at Denver (11/3/19)  
 Punt Return Long - 18 vs. Tennessee (9/8/19)

### Additional Career Statistics

Misc. Tackles - 3 (2021)  
 Special Teams Tackles - **2 (2022)**  
 Fumble Recoveries - 1 (2021)

### Playoff Single-Game Highs

Receptions - 3 vs. Cincinnati (1/22/22)  
 Receiving Yards - 13 vs. Cincinnati (1/22/22)  
 Long Reception - 5 vs. Cincinnati (1/22/22)  
 Kickoff Returns - 1 vs. Cincinnati (1/22/22)  
 Kickoff Return Yards - 26 vs. Cincinnati (1/22/22)  
 Kickoff Return Long - 26 vs. Cincinnati (1/22/22)



# 8 CODY HOLLISTER

**WIDE RECEIVER • 6'4" • 220 LBS • COLLEGE: ARKANSAS**  
**ACQUIRED: FREE AGENT - 2019**  
**NFL EXPERIENCE (NFL/TITANS): 3/2 • HOMETOWN: BEND, ORE.**  
**GAMES PLAYED/GAMES STARTED: 11/1 (PLAYOFFS: 0/0)**



**PRO:** The Titans signed Cody Hollister as a free agent following a tryout during 2019 rookie minicamp. He spent the entire 2019 and 2020 campaigns and much of 2021 with the team on either the 53-man roster, the practice squad or practice squad/reserve list, appearing in a total of 10 contests with one start. The 6-foot-4-inch, 220-pounder is known as a good route-runner and has a large catch radius. A product of the University of Arkansas, Hollister spent his first two NFL seasons a member of the New England Patriots—the first campaign on the practice squad and the second on injured reserve.

## CAREER HIGHLIGHTS:

- In 2021, he set career highs with one start, four receptions and 33 receiving yards with the Titans.
- In 2019, he saw action for the first time in his career, posting two catches for 13 yards in five games with the Titans.

## TITANS TIDBITS:

- Hollister's twin brother, Jacob, was a tight end at Wyoming and was also signed by the New England Patriots along with Cody as rookie free agents in 2017. The two brothers were teammates with the Patriots for the 2017 and 2018 campaigns. Jacob also has spent time with the Seattle Seahawks, Buffalo Bills, Jacksonville Jaguars and Las Vegas Raiders.
- Hollister is a talented singer/songwriter and has used social media to post several song performances. In 2020, he wrote a song called "Frontlines" to honor front line workers during the COVID-19 pandemic
- He is interested in adventure travel and has hiked to an active volcano in Costa Rica. He has also backpacked in Ireland and Italy.
- Hollister's underdog journey to the NFL began as a high school player in Oregon, followed by stops at the University of Nevada, Arizona Western Community College and the University of Arkansas.

## CAREER TRANSACTIONS:

- The Bend, Ore., native was signed by the New England Patriots as an undrafted free agent on May 5, 2017.
- Waived by the Patriots on Sept. 2, 2017 and signed to the team's practice squad a day later.
- Waived by the Patriots on July 24, 2018 with a non-football injury and moved to injured reserve - non-football injury on Sept. 1, 2018.
- Signed by the Titans as a free agent on May 13, 2019.
- Waived by the Titans on Aug. 31, 2019 and signed to the team's practice squad a day later.
- Signed by the Titans to their active roster from the practice squad on Nov. 9, 2019.
- Waived by the Titans on Sept. 15, 2020 and signed to the team's practice squad two days later.
- Activated from the practice squad to the active roster COVID-19 replacement on Oct. 13, 2020.
- Re-signed by the Titans on Jan. 11, 2021.
- Waived by the Titans from injured reserve with an injury settlement on Aug. 17, 2021.
- Signed by the Titans to their practice squad on Nov. 16, 2021.
- Activated from the practice squad to the active roster COVID-19 replacement on Nov. 27, 2021.
- Activated from the practice squad to the active roster standard elevation on Dec. 11, 2021.
- Activated from the practice squad to the active roster standard elevation on Dec. 18, 2021.

## SEASON RECAPS:

### 2022 (1/0 - Tennessee):

- Against N.Y. Giants (9/11), played as a reserve at wide receiver and caught one pass for a career-long 22 yards. Posted a special teams stop on coverage units. Hauled in a 22-yard reception during a Titans' scoring drive in the second quarter.

**2021 (3/1 - Tennessee):** Saw action in three games with a start at wide receiver and posted a career-high four receptions for a career-best 33 receiving yards. Spent four regular season games and the postseason contest on the team's practice squad. Tied for the team lead in receptions once in 2021 (at NE). Made his first career NFL start at New England (11/28/21).

- At New England (11/28), made his first career NFL start at wide receiver and tied for the team lead with two receptions for a career-best 22 yards.
- Against Jacksonville (12/12), saw significant action as a reserve at wide receiver and caught one pass for six yards.
- At Pittsburgh (12/19), saw significant action as a reserve at wide receiver and caught one pass for five yards. Extended the Titans' final scoring drive with a five-yard reception on third-and-four in the second stanza.

**2020 (2/0, 0/0 - Tennessee):** Appeared in two games and caught one pass for 12 yards. Spent 14 weeks on the team's practice squad, including two games on the practice squad reserve/COVID-19 list. Was elevated to the active roster from the practice squad on gameday once. Was on the practice squad for the postseason contest.

- At Denver (9/14), played as a reserve on special teams.
- Against Buffalo (10/13), saw action as a reserve at wide receiver and snared one reception for 12 yards. Converted a third-and-four with a 12-yard catch during the Titans' initial fourth quarter touchdown drive.

**2019 (5/0, 0/0 - Tennessee):** Saw action as a reserve in five games and caught two passes for 13 yards. Registered two special teams tackles. Was inactive for two games. Spent nine weeks on the Titans' practice squad. Was inactive for all three postseason contests. Tied for the team lead in special teams tackles once (at OAK). Appeared in his first career NFL contest against Kansas City (11/10/19).

- Against Kansas City (11/10), made his NFL debut as a reserve on special teams.
- At Indianapolis (12/1), saw action as a reserve at wide receiver and caught two passes for 13 yards.
- At Oakland (12/8), played as a reserve at wide receiver and on special teams. Tied for the team lead with a special teams tackle on coverage units.
- Against New Orleans (12/22), played as a reserve on special teams and registered a tackle on coverage units.

**2018 (0/0, 0/0 - New England):** Spent the entire season on injured reserve with a non-football injury.

**2017 (0/0, 0/0 - New England):** Was released prior to the start of the regular season and spent the entire 2017 season on the Patriots' practice squad.

## COLLEGE:

- Played in 29 games with 12 starts at Arkansas and caught 27 passes for 342 yards and a touchdown. Also rushed twice for 48 yards and one score. Caught at least one pass in 13 games and 16 of his catches converted first

downs.

- As a senior (2016), appeared in 11 games and collected 10 receptions for 140 yards, while rushing twice for 48 yards and a touchdown. Shared the team's Special Teams MVP award with punter Toby Baker after tallying eight tackles on the punt and kickoff teams. Seven of 10 receptions resulted in a first down.
- As a junior (2015), missed a majority of the season due to a broken foot. Played in five games and recorded four receptions for 65 yards.
- As a sophomore (2014), attended Arkansas and appeared in all 13 games with seven starts at wide receiver. Registered 13 receptions for 137 yards and one touchdown.
- As a redshirt freshman (2013), attended Arizona Western Community College and was a first team all-conference selection after leading the team with 69 receptions for 934 yards and five touchdowns.
- As a freshman (2012), redshirted at Nevada.
- Earned a marketing degree in May 2016 from Arkansas and was a two-time Fall SEC Academic Honor Roll honoree (2014-15).

#### PERSONAL:

- Attended Mountain View (Ore.) High School helped lead the team to the 5A state championship.
- Was named first team All-State in his senior season and finished the 2011 season with 64 receptions for 1,038 yards and 15 touchdowns. Caught 12 passes for 146 yards in the state championship game, giving the city of Bend its first state title since 1940.
- As a junior, he caught 72 passes for 1,270 yards and 15 touchdowns while helping Mountain View advance to the semifinal round of the state playoffs.
- Also played basketball and baseball.
- Follow Hollister on Twitter at @C\_hollister81.

- Follow Hollister on Instagram at @codyhollister.
- Born Cody Hollister on Nov. 18, 1993 in Bend, Ore.

## CODY HOLLISTER'S GAME-BY-GAME

### 2019 Tennessee Titans

Date	Opp.	W/L	P/S	RECEIVING					
				No	Yds	Avg	Lg	TD	
Sept 8	@ Cle	W	PS						
Sept 15	Ind	L	PS						
Sept 19	@ Jax	L	PS						
Sept 29	@ Atl	W	PS						
Oct 6	Buf	L	PS						
Oct 13	@ Den	L	PS						
Oct 20	LAC	W	PS						
Oct 27	TB	W	PS						
Nov 3	@ Car	L	PS						
Nov 10	KC	W	p	0	0	0.0	-	0	
Nov 24	Jax	W	IA						
Dec 1	@ Ind	W	p	2	13	6.5	11	0	
Dec 8	@ Oak	W	p	0	0	0.0	-	0	
Dec 15	Hou	L	p	0	0	0.0	-	0	
Dec 22	NO	L	p	0	0	0.0	-	0	
Dec 29	@ Hou	W	IA						
<b>Totals</b>		<b>9-7</b>	<b>5/0</b>	<b>2</b>	<b>13</b>	<b>6.5</b>	<b>11</b>	<b>0</b>	
<b>Playoffs</b>									
Jan 4	@ NE	W	IA						
Jan 11	@ Bal	W	IA						
Jan 19	@ KC	L	IA						
<b>Totals</b>		<b>2-1</b>	<b>0/0</b>	<b>0</b>	<b>0</b>	<b>0.0</b>	<b>0</b>	<b>0</b>	

### 2020 Tennessee Titans

Date	Opp.	W/L	P/S	RECEIVING					
				No	Yds	Avg	Lg	TD	
Sept 14	@ Den	W	p	0	0	0.0	-	0	
Sept 20	Jax	W	PS						
Sept 27	@ Min	W	PS						
Oct 13	Buf	W	p	1	12	12.0	12	0	
Oct 18	Hou	W	PS						
Oct 25	Pit	L	PS						
Nov 1	@ Cin	L	PS						
Nov 8	Chi	W	PS						
Nov 12	Ind	L	PS						
Nov 22	@ Bal	W	PS						
Nov 29	@ Ind	W	PS						
Dec 6	Cle	L	PS						
Dec 13	@ Jax	W	PS						

Dec 20	Det	W	R/PS						
Dec 27	@ GB	L	R/PS						
Jan 3	@ Hou	W	PS						
<b>Totals</b>		<b>11-5</b>	<b>2/0</b>	<b>1</b>	<b>12</b>	<b>12.0</b>	<b>12</b>	<b>0</b>	

### 2021 Tennessee Titans

Date	Opp.	W/L	P/S	RECEIVING					
				No	Yds	Avg	Lg	TD	
Nov 21	Hou	L	PS						
Nov 28	@ NE	L	S	2	22	11.0	14	0	
Dec 12	Jax	W	p	1	6	6.0	6	0	
Dec 19	@ Pit	L	p	1	5	5.0	5	0	
Dec 23	SF	W	PS						
Jan 2	Mia	W	PS						
Jan 9	@ Hou	W	PS						
<b>Totals</b>		<b>5-3</b>	<b>3/1</b>	<b>4</b>	<b>33</b>	<b>8.3</b>	<b>14</b>	<b>0</b>	

### 2022 Tennessee Titans

Date	Opp.	W/L	P/S	RECEIVING					
				No	Yds	Avg	Lg	TD	
Sept 11	NYG	L	p	1	22	22.0	22	0	
Sept 19	@ Buf								
Sept 25	LV								
Oct 2	@ Ind								
Oct 9	@ Was								
Oct 23	Ind								
Oct 30	@ Hou								
Nov 6	@ KC								
Nov 13	Den								
Nov 17	@ GB								
Nov 27	Cin								
Dec 4	@ Phi								
Dec 11	Jax								
Dec 18	@ LAC								
Dec 24	Hou								
Dec 29	Dal								
Jan 7/8	@ Jax								
<b>Totals</b>		<b>0-1</b>	<b>1/0</b>	<b>1</b>	<b>22</b>	<b>22.0</b>	<b>22</b>	<b>0</b>	



## CODY HOLLISTER'S NFL STATISTICS

### REGULAR SEASON

Year	Team	REGULAR SEASON		RECEIVING					RUSHING				
		GP	GS	No	Yds	Avg	Lg	TD	Att	Yds	Avg	Lg	TD
2017	New England	0	0										
2018	New England	0	0	0	0	-	0	0	0	0	-	0	0
2019	Tennessee	5	0	2	13	6.5	11	0	0	0	-	0	0
2020	Tennessee	2	0	1	12	12.0	12	0	0	0	-	0	0
2021	Tennessee	3	1	4	33	8.3	14	0	0	0	-	0	0
2022	Tennessee	1	0	1	22	22.0	22	0	0	0	-	0	0
NFL Totals		11	1	8	80	10.0	22	0	0	0	-	0	0

### PLAYOFFS

Year	Team	PLAYOFFS		RECEIVING					RUSHING				
		GP	GS	No	Yds	Avg	Lg	TD	Att	Yds	Avg	Lg	TD
2019	Tennessee	0	0	0	0	-	0	0	0	0	-	0	0
NFL Totals		0	0	0	0	-	0	0	0	0	-	0	0

### Single-Game Highs

Receptions - 2 (Twice, last at New England 11/28/21)  
 Receiving Yards - 22 at New England (11/28/21)  
 Long Reception - [22 vs. N.Y. Giants \(9/11/22\)](#)

### Additional Statistics

Special Teams Tackles - 2 (2019), [1 \(2022\)](#)




# 37 AMANI HOOKER

**DEFENSIVE BACK • 5'11" • 210 LBS • COLLEGE: IOWA**

**ACQUIRED: 4TH ROUND - 2019 • NFL EXPERIENCE (NFL/TITANS): 4/4**

**HOMETOWN: MINNEAPOLIS, MINN.**

**GAMES PLAYED/GAMES STARTED: 45/16 (PLAYOFFS: 5/1)**



**PRO:** The Titans traded up to select Amani Hooker with the 116th overall pick in the fourth round of the 2019 NFL Draft. The 5-foot-11-inch, 210-pound defender was coveted for his versatility, having played safety, and a hybrid linebacker/cornerback position at Iowa. Hooker made a huge impact for the Titans secondary in his second pro campaign in 2020, appearing in all 16 games and tying for the team lead with four interceptions. In his third pro season, he ranked fourth on the team with a career-high 62 tackles. As a rookie in 2019, he played in all 16 games and collected 13 tackles, while ranking third on the team with eight special teams tackles.

## CAREER HIGHLIGHTS:

- In 2021, Hooker collected a career-best 62 tackles.
- In 2020, Hooker tied for the team lead with four interceptions while posting 44 tackles and eight passes defended.
- In 2019, Hooker played as a reserve safety in all 16 games as a rookie and collected 13 tackles while ranking third on the team with eight special teams tackles.
- As a junior in 2018, Hooker received the Tatum-Woodson award given to the best defensive back in the Big Ten.

## TITANS TIDBITS:

- Hooker was named a finalist for Minnesota's Mr. Football in 2015. Yet he had just two FBS scholarship offers. When the in-state university showed hesitancy after multiple workouts, Hooker knew he belonged at Iowa saying, "love who loves me."
- In February 2019, Hooker helped crowdfund about \$1,200 for the Park Center high school football program through a Pledge-It campaign raising a dollar amount for every inch of his vertical jump at the NFL Scouting Combine. His 37-inch jump ranked fifth among safeties and equaled money for better equipment at his alma mater.
- Amani's brother, Quinton, played basketball for North Dakota and helped take the team to the NCAA tournament his senior year. Quinton was Minnesota's Mr. Basketball in high school and currently plays basketball professionally in France.

## CAREER TRANSACTIONS:

- The Minneapolis, Minn., native was selected by the Titans in the fourth round (116th overall) of the 2019 NFL Draft.

## SEASON RECAPS:

**2022 (1/1):** Has tied for the team lead in passes defended once in 2022 (vs. NYG).

- Against N.Y. Giants (9/11), posted four tackles and an interception. Halted a Giants' scoring drive by intercepting a Daniel Jones pass intended for Saquon Barkley in the end zone in the fourth quarter.

**2021 (12/12, 1/1):** Started 12 games at safety and ranked fourth on the team with a career-best 62 tackles. Posted an interception, four passes defended, a stop for loss and a forced fumble. Placed on injured reserve on Sept. 15 and missed four games before being activated from injured reserve designated to return on Oct. 18. Was inactive for one contest. Started the postseason contest and registered seven tackles, an interception, another pass defended and a special teams stop. Led or tied for the team lead in tackles twice in 2021 (at LAR, vs. MIA). Led or tied for the team lead in passes defended twice in 2021 (vs. SF, vs. CIN). Tied for the team lead in special teams tackles once in 2021 (vs. CIN).

- Against Arizona (9/12), started at safety and collected six tackles before leaving the game late in the second quarter with an injury. Hauled in a six-

yard pass from Matthias Farley on a fake punt late in the first quarter.

- Against Buffalo (10/18), returned to the lineup as a starter at safety and registered nine tackles with a forced fumble. Forced a Zack Moss fumble that landed out of bounds in the opening quarter.
- At Indianapolis (10/31), started at safety and posted four tackles with a pass defended. Defended a deep pass intended for Mo Alie-Cox late in the second quarter.
- At L.A. Rams (11/7), started at safety and led the team with a career-best 12 tackles. Stopped Darrell Henderson Jr. short of the first down with a diving tackle on a short third-and-three pass in the fourth quarter.
- Against Jacksonville (12/12), started at safety and posted two tackles with a pass defended. Broke up a pass intended for James O'Shaughnessy late in the third quarter.
- Against San Francisco (12/23), started at safety and tallied six tackles with an interception while helping limit All-Pro tight end George Kittle to just two receptions for 21 yards. Set up the Titans first touchdown of the evening by intercepting a Jimmy Garoppolo pass intended for Deebo Samuel and returning it 21 yards to the San Francisco 18-yard line in the third quarter.
- Against Miami (1/2), started at safety and tied for the team lead with six tackles to go along with a pass defended. Stopped Jaylen Waddle for no gain on a short pass in the first quarter. Defended a pass intended for DeVante Parker in the fourth quarter.
- Against Cincinnati (1/22), made his first career postseason start at safety and registered seven tackles, an interception, another pass defended and a special teams stop. Halted a Bengals' drive by breaking up a third-and-five pass intended for Tee Higgins in the third quarter. Made a diving interception of a Joe Burrow tipped pass that set up the Titans' tying-touchdown late in the third quarter.

**2020 (16/3, 1/0):** Played in all 16 games with three starts at safety and tied for the team lead with four interceptions. Collected 44 tackles, a stop for loss and eight passes defended. Ranked fourth on the team with seven special teams tackles. Played as a reserve in the postseason contest. Tied for the team lead in passes defended twice at 2020 (at BAL, at HOU). Tied for the team lead in special teams tackles once in 2020 (at HOU). Collected his first career interception at Minnesota (9/27/20). Made his first career NFL start at Baltimore (11/22/20).

- Against Jacksonville (9/20), played as a reserve at safety and posted two tackles and a pass defended. Broke up a deep pass intended for Collin Johnson in the end zone late in the second quarter.
- At Minnesota (9/27), saw action as a reserve at safety and registered a tackle and his first career interception. Sealed the victory by intercepting a deep pass intended for Adam Thielen that was originally deflected by Kevin Byard late in the fourth quarter.
- Against Pittsburgh (10/25), played as a reserve at safety and registered three tackles and two passes defended, including an interception. Notched a special teams tackle on coverage units. Broke up a pass intended for James Conner in the second quarter. Intercepted a Ben Roethlisberger pass in the end zone that was initially deflected by Jayon Brown late in the final quarter.
- Against Chicago (11/8), played as a reserve at safety and tallied a career-high seven tackles. Registered two special teams tackles on coverage units. Sealed the victory by recovering an onside kick late in the fourth quarter.
- At Baltimore (11/22), made his first career start at safety and totaled six tackles with an interception and another pass defended. Defended a deep pass intended for Marquise Brown in the end zone in the second quarter. Intercepted Lamar Jackson's deep pass intended for Devin Duvernay late

in the third quarter.

- At Jacksonville (12/13), started at safety and notched seven tackles, including a stop for loss. Rushed for a first down on a four-yard carry on a fake punt. Stuffed James Robinson for a one-yard loss on a rush up the middle early in the first quarter.
- At Houston (1/3), saw action as a reserve at safety and notched two tackles and an interception in the Titans' division-clinching victory. Collected a special teams tackle on coverage units. Intercepted a Deshaun Watson pass intended for Brandin Cooks in the first quarter.

**2019 (16/0, 3/0):** Played as a reserve safety in all 16 games as a rookie and collected 13 tackles. Ranked third on the team with eight special teams tackles. Saw action as a reserve in all three postseason contests and notched three tackles on defense and a special teams stop on coverage units. Caught one pass for 28 yards on a fake punt. Tied for the team lead in special teams tackles five times in 2019 (at JAX, vs. BUF, vs. TB, at IND, at HOU). Appeared in his first career NFL contest at Cleveland (9/8/19).

- At Cleveland (9/8), made his NFL debut as a reserve at safety and on special teams. Notched a stop on special teams coverage units.
- At Jacksonville (9/19), saw action as a reserve at safety and on special teams. Tied for the team lead with a special teams stop.
- At Atlanta (9/29), played as a reserve at safety and registered four tackles.
- Against Tampa Bay (10/27), saw action as a reserve at safety and tallied a tackle. Notched a special teams tackle on coverage units.
- Against Kansas City (11/10), saw action as a reserve at safety and registered two tackles.
- Against Jacksonville (11/24), played as a reserve at safety and on special teams. Notched two tackles on special teams coverage units.
- At Indianapolis (12/1), saw action as a reserve at safety and posted two tackles. Tied for the team lead with a special teams tackle on coverage units.
- At Oakland (12/8), saw significant action as a reserve at safety and amassed three tackles.
- Against Houston (12/15), played as a reserve at safety and on special teams.
- At Houston (12/29), played as a reserve at safety and on special teams. Tied for the team lead with a special teams stop on coverage units.
- At New England (1/4), saw action as a reserve safety in his postseason debut and posted two tackles.
- At Kansas City (1/19), saw action as a reserve at safety and on special teams. Posted a special teams tackle on coverage units and hauled in his first career reception on a fake punt. Extended the Titans' final touchdown drive with a 28-yard reception from Brett Kern on a fake punt in the fourth quarter.

#### **COLLEGE:**

- During a three-year career at Iowa, played in 36 games with 19 starts and totaled 125 tackles, six interceptions, a sack, 3.5 tackles for loss and nine passes defended. Declared for the NFL Draft following his junior campaign.
- As a junior (2018), named Tatum-Woodson Defensive Back of the Year in the Big Ten. Selected second team All-America by The Associated Press and USA Today and All-Big Ten by league coaches and media. Selected as Roy Carver Most Valuable Player for the Iowa defense. Started all 13 games and shared the team lead with four interceptions and seven pass break-ups, while ranking second with 65 tackles.
- As a sophomore (2017), saw action in 10 games with six starts and

recorded 56 tackles, two interceptions with a touchdown return, and two passes defended. Named to Associated Press All-Bowl team following his performance in Pinstripe Bowl win over Boston College.

- As a freshman (2016), saw action in all 13 games, primarily on special teams, recording three solo tackles and one assist.
- Majored in sports and recreation management with a minor in entrepreneurship at Iowa.

#### **PERSONAL:**

- Attended Parker Center (Brooklyn Park, Minn.), High School where he played primarily safety and wide receiver, but also lined up as cornerback, running back, quarterback and linebacker.
- As a senior, was selected Conference MVP, named first team All-State and was a finalist for "Mr. Football."
- In his final high school campaign, the team captain set the school record for interceptions in a season (11) and helped team post a 9-3 record, while reaching state playoffs.
- Named second team All-State as a junior and third-team All-State as a sophomore and was selected first team All-Conference for three straight seasons.
- Also played basketball.
- List of favorites: (TV show) "Naruto"; (movies) "Transformers" series; (musician) Drake; (meal) My mom's chicken and rice; (dessert) My mom's brownies or her scotcheroos; (childhood sports team) Miami Heat because of Dwyane Wade and LeBron James; and (hidden talent) Fortnite.
- Follow Hooker on Twitter at @amaniball.
- Follow Hooker on Instagram at @amanihooker27.
- Born Amani Corvelle Hooker on June 14, 1998 in Minneapolis, Minn.

# AMANI HOOKER'S GAME-BY-GAME

## 2019 Tennessee Titans

Date	Opp	W/L	P/S	Tot	Solo	Asst	Sk	- Yds	QBP	TFL	Int -	Yds -	TD	PD	FF	FR -	Yds	SpT
Sept 8	@ Cle	W	p	0	0	0	0.0	0.0	0	0	0	0	0	0	0	0	0	1
Sept 15	Ind	L	p	0	0	0	0.0	0.0	0	0	0	0	0	0	0	0	0	0
Sept 19	@ Jax	L	p	0	0	0	0.0	0.0	0	0	0	0	0	0	0	0	0	1
Sept 29	@ Atl	W	p	4	3	1	0.0	0.0	0	0	0	0	0	0	0	0	0	0
Oct 6	Buf	L	p	0	0	0	0.0	0.0	0	0	0	0	0	0	0	0	0	1
Oct 13	@ Den	L	p	0	0	0	0.0	0.0	0	0	0	0	0	0	0	0	0	0
Oct 20	LAC	W	p	1	1	0	0.0	0.0	0	0	0	0	0	0	0	0	0	0
Oct 27	TB	W	p	1	0	1	0.0	0.0	0	0	0	0	0	0	0	0	0	1
Nov 3	@ Car	L	p	0	0	0	0.0	0.0	0	0	0	0	0	0	0	0	0	0
Nov 10	KC	W	p	2	1	1	0.0	0.0	0	0	0	0	0	0	0	0	0	0
Nov 24	Jax	W	p	0	0	0	0.0	0.0	0	0	0	0	0	0	0	0	0	2
Dec 1	@ Ind	W	p	2	2	0	0.0	0.0	0	0	0	0	0	0	0	0	0	1
Dec 8	@ Oak	W	p	3	1	2	0.0	0.0	0	0	0	0	0	0	0	0	0	0
Dec 15	Hou	L	p	0	0	0	0.0	0.0	0	0	0	0	0	0	0	0	0	0
Dec 22	NO	L	p	0	0	0	0.0	0.0	0	0	0	0	0	0	0	0	0	0
Dec 29	@ Hou	W	p	0	0	0	0.0	0.0	0	0	0	0	0	0	0	0	0	1
<b>Totals</b>			<b>9-7 16/0</b>	<b>13</b>	<b>8</b>	<b>5</b>	<b>0.0</b>	<b>0.0</b>	<b>0</b>	<b>0</b>	<b>0</b>	<b>0</b>	<b>0</b>	<b>0</b>	<b>0</b>	<b>0</b>	<b>0</b>	<b>8</b>
<b>Playoffs</b>																		
Jan 4	@ NE	W	p	2	0	2	0.0	0.0	0	0	0	0	0	0	0	0	0	0
Jan 11	@ Bal	W	p	1	0	1	0.0	0.0	0	0	0	0	0	0	0	0	0	0
Jan 19	@ KC	L	p	0	0	0	0.0	0.0	0	0	0	0	0	0	0	0	0	1
<b>Totals</b>			<b>2-1 3/0</b>	<b>3</b>	<b>0</b>	<b>3</b>	<b>0.0</b>	<b>0.0</b>	<b>0</b>	<b>0</b>	<b>0</b>	<b>0</b>	<b>0</b>	<b>0</b>	<b>0</b>	<b>0</b>	<b>0</b>	<b>1</b>

## 2020 Tennessee Titans

Date	Opp	W/L	P/S	Tot	Solo	Asst	Sk	- Yds	QBP	TFL	Int -	Yds -	TD	PD	FF	FR -	Yds	SpT
Sept 14	@ Den	W	p	0	0	0	0.0	0.0	0	0	0	0	0	0	0	0	0	1
Sept 20	Jax	W	p	2	2	0	0.0	0.0	0	0	0	0	0	1	0	0	0	0
Sept 27	@ Min	W	p	1	1	0	0.0	0.0	0	0	1	3	0	1	0	0	0	0
Oct 13	Buf	W	p	2	2	0	0.0	0.0	0	0	0	0	0	0	0	0	0	1
Oct 18	Hou	W	p	1	1	0	0.0	0.0	0	0	0	0	0	0	0	0	0	0
Oct 25	Pit	L	p	3	2	1	0.0	0.0	0	0	1	0	0	2	0	0	0	1
Nov 1	@ Cin	L	p	1	0	1	0.0	0.0	0	0	0	0	0	0	0	0	0	1
Nov 8	Chi	W	p	7	5	2	0.0	0.0	0	0	0	0	0	0	0	0	0	2
Nov 12	Ind	L	p	1	1	0	0.0	0.0	0	0	0	0	0	0	0	0	0	0
Nov 22	@ Bal	W	S	6	3	3	0.0	0.0	0	0	1	6	0	2	0	0	0	0
Nov 29	@ Ind	W	p	0	0	0	0.0	0.0	0	0	0	0	0	1	0	0	0	0
Dec 6	Cle	L	p	2	1	1	0.0	0.0	0	0	0	0	0	0	0	0	0	0
Dec 13	@ Jax	W	S	7	5	2	0.0	0.0	0	1	0	0	0	0	0	0	0	0
Dec 20	Det	W	S	7	5	2	0.0	0.0	0	0	0	0	0	0	0	0	0	0
Dec 27	@ GB	L	p	2	1	1	0.0	0.0	0	0	0	0	0	0	0	0	0	0
Jan 3	@ Hou	W	p	2	1	1	0.0	0.0	0	0	1	2	0	1	0	0	0	1
<b>Totals</b>			<b>11-5 16/3</b>	<b>44</b>	<b>30</b>	<b>14</b>	<b>0.0</b>	<b>0.0</b>	<b>0</b>	<b>1</b>	<b>4</b>	<b>11</b>	<b>0</b>	<b>8</b>	<b>0</b>	<b>0</b>	<b>0</b>	<b>7</b>
<b>Playoffs</b>																		
Jan 10	Bal	L	p	0	0	0	0.0	0.0	0	0	0	0	0	0	0	0	0	0
<b>Totals</b>			<b>0-1 1/0</b>	<b>0</b>	<b>0</b>	<b>0</b>	<b>0.0</b>	<b>0.0</b>	<b>0</b>	<b>0</b>	<b>0</b>	<b>0</b>	<b>0</b>	<b>0</b>	<b>0</b>	<b>0</b>	<b>0</b>	<b>0</b>

## 2021 Tennessee Titans

Date	Opp	W/L	P/S	Tot	Solo	Asst	Sk	- Yds	QBP	TFL	Int -	Yds -	TD	PD	FF	FR -	Yds	SpT
Sept 12	Ari	L	S	6	6	0	0.0	0.0	0	0	0	0	0	0	0	0	0	0
Sept 19	@ Sea	W	IR															
Sept 26	Ind	W	IR															
Oct 3	@ NYJ	L	IR															
Oct 10	@ Jax	W	IR															
Oct 18	Buf	W	S	9	6	3	0.0	0.0	0	0	0	0	0	0	1	0	0	0
Oct 24	KC	W	IA															
Oct 31	@ Ind	W	S	4	2	2	0.0	0.0	0	0	0	0	0	0	1	0	0	0
Nov 7	@ LAR	W	S	12	8	4	0.0	0.0	0	0	0	0	0	0	0	0	0	0
Nov 14	NO	W	S	4	2	2	0.0	0.0	0	0	0	0	0	0	0	0	0	0
Nov 21	Hou	L	S	4	1	3	0.0	0.0	0	0	0	0	0	0	0	0	0	0
Nov 28	@ NE	L	S	5	3	2	0.0	0.0	0	0	0	0	0	0	0	0	0	0
Dec 12	Jax	W	S	2	2	0	0.0	0.0	0	0	0	0	0	0	1	0	0	0
Dec 19	@ Pit	L	S	2	1	1	0.0	0.0	0	0	0	0	0	0	0	0	0	0
Dec 23	SF	W	S	6	2	4	0.0	0.0	0	0	1	21	0	1	0	0	0	0
Jan 2	Mia	W	S	6	3	3	0.0	0.0	0	0	0	0	0	1	0	0	0	0
Jan 9	@ Hou	W	S	2	2	0	0.0	0.0	0	1	0	0	0	0	0	0	0	0
<b>Totals</b>			<b>12-5 12/12</b>	<b>62</b>	<b>38</b>	<b>24</b>	<b>0.0</b>	<b>0.0</b>	<b>0</b>	<b>1</b>	<b>1</b>	<b>21</b>	<b>0</b>	<b>4</b>	<b>1</b>	<b>0</b>	<b>0</b>	<b>0</b>
<b>Playoffs</b>																		
Jan 22	Cin	L	S	7	4	3	0.0	0.0	0	0	1	15	0	2	0	0	0	1
<b>Totals</b>			<b>0-1 1/1</b>	<b>7</b>	<b>4</b>	<b>3</b>	<b>0.0</b>	<b>0.0</b>	<b>0</b>	<b>0</b>	<b>1</b>	<b>15</b>	<b>0</b>	<b>2</b>	<b>0</b>	<b>0</b>	<b>0</b>	<b>1</b>

## 2022 Tennessee Titans

Date	Opp	W/L	P/S	Tot	Solo	Asst	Sk	- Yds	QBP	TFL	Int -	Yds -	TD	PD	FF	FR -	Yds	SpT
Sept 11	NYG	L	S	4	3	1	0.0	0.0	0	0	1	0	0	1	0	0	0	0
Sept 19	@ Buf																	
Sept 25	LV																	
Oct 2	@ Ind																	
Oct 9	@ Was																	
Oct 23	Ind																	
Oct 30	@ Hou																	
Nov 6	@ KC																	
Nov 13	Den																	
Nov 17	@ GB																	
Nov 27	Cin																	
Dec 4	@ Phi																	
Dec 11	Jax																	
Dec 18	@ LAC																	
Dec 24	Hou																	
Dec 29	Dal																	
Jan 7/8	@ Jax																	
<b>Totals</b>			<b>0-1 1/1</b>	<b>4</b>	<b>3</b>	<b>1</b>	<b>0.0</b>	<b>0.0</b>	<b>0</b>	<b>0</b>	<b>1</b>	<b>0</b>	<b>0</b>	<b>1</b>	<b>0</b>	<b>0</b>	<b>0</b>	<b>0</b>



## AMANI HOOKER'S NFL STATISTICS

### REGULAR SEASON

Year	Team	GP GS		TACKLES							INTERCEPTIONS					FUMBLES			
				Tot	Solo	Asst	Sk	Yds	QBP	TFL	No	Yds	Lg	TD	PD	FF	FR	Yds	SpT
2019	Tennessee	16	0	13	8	5	0.0	0.0	0	0	0	0	0	0	0	0	0	0	8
2020	Tennessee	16	3	44	30	14	0.0	0.0	0	1	4	11	6	0	8	0	0	0	7
2021	Tennessee	12	12	62	38	24	0.0	0.0	0	1	1	21	21	0	4	1	0	0	0
2022	Tennessee	1	1	4	3	1	0.0	0.0	0	0	1	0	0	0	1	0	0	0	0
<b>NFL Totals</b>		<b>45</b>	<b>16</b>	<b>123</b>	<b>79</b>	<b>44</b>	<b>0.0</b>	<b>0.0</b>	<b>0</b>	<b>2</b>	<b>6</b>	<b>32</b>	<b>21</b>	<b>0</b>	<b>13</b>	<b>1</b>	<b>0</b>	<b>0</b>	<b>15</b>

### PLAYOFFS

Year	Team	GP GS		TACKLES							INTERCEPTIONS					FUMBLES			
				Tot	Solo	Asst	Sk	Yds	QBP	TFL	No	Yds	Lg	TD	PD	FF	FR	Yds	SpT
2019	Tennessee	3	0	3	0	3	0.0	0.0	0	0	0	0	0	0	0	0	0	0	1
2020	Tennessee	1	0	0	0	0	0.0	0.0	0	0	0	0	0	0	0	0	0	0	0
2021	Tennessee	1	1	7	4	3	0.0	0.0	0	0	1	15	15	0	2	0	0	0	1
<b>NFL Totals</b>		<b>5</b>	<b>1</b>	<b>10</b>	<b>4</b>	<b>6</b>	<b>0.0</b>	<b>0.0</b>	<b>0</b>	<b>0</b>	<b>1</b>	<b>15</b>	<b>15</b>	<b>0</b>	<b>2</b>	<b>0</b>	<b>0</b>	<b>0</b>	<b>2</b>

### Single-Game Highs

Tackles - 12 at L.A. Rams (11/7/21)  
 Interceptions - **1** (Six times, last vs. N.Y. Giants 9/11/22)  
 Passes Defensed - 2 (Twice, last at Baltimore 11/22/20)  
 Forced Fumble - 1 vs. Buffalo (10/18/21)  
 Special Teams Tackles - 2 (Twice, last vs. Chicago 11/8/20)

### Additional Statistics

Rushes - 1 for 4 yards at Jacksonville (12/13/20)  
 Receptions - 1 for 6 yards vs. Arizona (9/12/21)

### Playoff Single-Game Highs

Tackles - 7 vs. Cincinnati (1/22/22)  
 Interceptions - 1 vs. Cincinnati (1/22/22)  
 Passes Defensed - 2 vs. Cincinnati (1/22/22)  
 Special Teams Tackles - 1 (Twice, last vs. Cincinnati (1/22/22)

### Additional Playoff Statistics

Receptions - 1 for 28 yards at Kansas City (1/19/20); 1 for 6 yards vs. Arizona (9/12/21)



# 81 AUSTIN HOOPER

**TIGHT END • 6'4" • 254 LBS • COLLEGE: STANFORD**

**ACQUIRED: FREE AGENT - 2022 • NFL EXPERIENCE (NFL/TITANS): 7/1**

**HOMETOWN: SAN MATEO, CALIF.**

**GAMES PLAYED/GAMES STARTED: 89/57 (PLAYOFFS: 7/5)**



**Pro Bowl: 2018, 2019**

**PRO:** The Titans signed Austin Hooper as a free agent during the 2022 offseason to add experience and leadership to the tight end room. Prior to his arrival in Tennessee, the 6-foot-4-inch, 254-pounder amassed 298 receptions for 3,024 yards with 23 touchdowns. The two-time Pro Bowl selection was originally selected by the Atlanta Falcons in the third round (81st overall) of the 2016 NFL Draft and spent his first four NFL seasons with the club. The San Mateo, Calif., native spent the last two campaigns with the Cleveland Browns after signing as an unrestricted free agent in 2020.

## CAREER HIGHLIGHTS:

- Hooper has recorded at least three touchdown receptions in each of his five NFL seasons, including a career-high six with Atlanta in 2019.
- In 2019, Hooper enjoyed the most productive season of his career with career-bests of 75 receptions and 787 receiving yards for the Falcons.
- In 2018, Hooper snared 71 receptions for 660 yards with four receiving scores.
- Hooper caught a 19-yard touchdown pass in Super Bowl LI against New England on Feb. 5, 2017.
- Hooper recorded the longest reception by a tight end in a season-opening game in NFL history after an 88-yard touchdown at Chicago on Sept. 10, 2017.

## TITANS TIDBITS:

- Hooper established the Austin Hooper Foundation, which helps foster care children with an emphasis on those aging out of the system.
- His father, Michael, played football at San Diego State while his uncle also played at Stanford.
- His brother, Justin, played baseball at UCLA and was selected by the Kansas City Royals in the 14th round of the 2019 MLB Draft.

## CAREER TRANSACTIONS:

- The San Mateo, Calif., native was selected by the Atlanta Falcons in the third round (81st overall) of the 2016 NFL Draft.
- Signed by the Cleveland Browns as an unrestricted free agent on March 18, 2020.
- Released by the Browns on March 16, 2022.
- Signed by the Titans as a free agent on March 21, 2022.

## SEASON RECAPS:

### 2022 (1/0 - Tennessee):

- Against N.Y. Giants (9/11), made his Titans debut as a reserve at tight end and hauled in one reception for six yards.

**2021 (16/16 - Cleveland):** Started a career-high 16 games and collected 38 receptions for 345 yards with three touchdowns. Spent one contest on the reserve/COVID-19 list.

- Against Houston (9/19), snared five receptions for 40 yards.
- At New England (11/14), notched four catches for 25 yards with a two-yard touchdown catch in the first quarter.
- Against Baltimore (12/12), collected five receptions for 30 yards with a one-yard scoring grab.

**2020 (13/13, 2/2 - Cleveland):** Started 13 games and hauled in 46 passes for 435 yards with four touchdowns in his first season with the Browns. Was inactive for three contests. Started both postseason contests and registered nine receptions for 62 yards with a score.

- At Dallas (10/4), registered five catches for 34 yards with a one-yard

touchdown grab.

- At N.Y. Giants (12/20), notched five receptions for 41 yards with a two-yard scoring catch.
- At N.Y. Jets (12/27), snared a season-high seven passes for a season-best 71 yards.

**2019 (13/10 - Atlanta):** Saw action in 13 games with 10 starts and caught a career-best 75 passes for a career-high 787 yards with a career-best six touchdowns. Was inactive for three games.

- At Indianapolis (9/22), snared six receptions for 66 yards with a pair of touchdowns. Scored from 13 yards and two yards out in the second half.
- Against Tennessee (9/29), posted his first career 100-yard receiving performance of his career with nine catches for a career-best 130 receiving yards.
- At Arizona (10/13), recorded eight catches for 117 yards with a six-yard scoring grab in the fourth quarter.
- Against Seattle (10/27), posted six receptions for 65 yards with a one-yard touchdown catch.

**2018 (16/7 - Atlanta):** Played in all 16 games for the second consecutive season and posted 71 receptions for 660 yards with four touchdown grabs.

- Against Carolina (9/16), hauled in five passes for 58 yards with an eight-yard scoring grab late in the second quarter.
- At Pittsburgh (10/7), snared nine receptions for 77 yards.
- Against Tampa Bay (10/14), grabbed nine passes for 71 yards with a nine-yard touchdown.
- At Cleveland (11/11), set a career-high with 10 catches for 56 yards with a three-yard touchdown in the fourth quarter.

**2017 (16/8, 2/2 - Atlanta):** Played in all 16 games with eight starts and amassed 49 receptions for 526 yards with three touchdowns. Started both postseason contests and recorded four catches for 18 yards.

- At Chicago (9/10), posted two receptions for 128 yards with an 88-yard touchdown catch.
- At N.Y. Jets (10/29), notched four catches for 47 yards with a one-yard touchdown reception.
- Against Dallas (11/12), collected six receptions for 49 yards with a one-yard scoring grab.

**2016 (14/3, 3/1 - Atlanta):** Saw action in 14 games with three starts at tight end as a rookie and hauled in 19 receptions for 271 yards with three touchdowns. Was inactive for the final two regular season contests. Saw action in all three postseason contests with a start and registered six catches for 65 yards with a touchdown.

- Against Tampa Bay (9/11), made his NFL debut against Tampa Bay and caught one pass for 14 yards.
- At Oakland (9/18), snared three passes for 84 yards, including a 44-yard grab. Combined with Jacob Tamme (75 yards) to become the first set of tight ends in franchise history to have 75+ receiving yards in the same game.
- Against Carolina (10/2), posted his first career touchdown on a 42-yard deep ball from Matt Ryan.
- Against Green Bay (10/30), registered a season-high five catches for 41 yards.
- At Tampa Bay (11/3), posted three receptions for a season-best 46 yards with a two-yard touchdown reception.

## COLLEGE:

- Played in 27 games in his two seasons at Stanford and caught 74 passes for 937 yards and eight touchdowns during his career.
- As a sophomore (2015), was a Mackey Award finalist and was selected to the All-Pac-12 first team after recording 34 catches for 438 yards and six receiving touchdowns during his final year at Stanford. Also earned third-team All America honors from the Associated Press.
- As a freshman (2014), earned freshman All-American and second-team All-Pac-12 honors after posting 40 catches for 499 yards and two touchdowns.
- Redshirted in 2013.
- Majored in psychology at Stanford.

#### **PERSONAL:**

- Attended De La Salle (Calif.) High School and was a 2012 Tacoma News Tribune Western 100 and a two-time San Francisco Chronicle All-Metro selection.
- Led De La Salle to CIF Open Division state titles in 2010, 2011 and 2012. De La Salle went 15-0 and ranked No. 1 nationally by ESPN and MaxPreps in 2012.
- As a senior (2012), caught 11 passes for 293 yards and three touchdowns. Posted 39 tackles and eight sacks on defense.
- As a junior (2011), posted nine catches for 182 yards and two touchdowns with 46 tackles and 10.5 sacks on defense.
- Lettered in track and field and was all-league in the shot put with a 57-8 personal best.
- Born Austin Manuel Hooper on Oct. 29, 1994 in San Mateo, Calif.

# AUSTIN HOOPER'S GAME-BY-GAME

## 2016 Atlanta Falcons

		RECEIVING						
Date	Opp.	W/L	P/S	No	Yds	Avg	Lg	TD
Sept 11	TB	L	p	1	14	14.0	14	0
Sept 18	@ Oak	W	p	3	84	28.0	44	0
Sept 26	@ NO	W	p	0	0	-	0	0
Oct 2	Car	W	p	1	42	42.0	42t	1
Oct 9	@ Den	W	p	1	14	14.0	14	0
Oct 16	@ Sea	L	p	0	0	-	0	0
Oct 23	SD	L	p	0	0	-	0	0
Oct 30	GB	W	S	5	41	8.2	17	0
Nov 3	@ TB	W	p	3	46	15.3	28	1
Nov 13	@ Phi	L	p	1	8	8.0	8	0
Nov 27	Ari	W	p	2	8	4.0	5	0
Dec 4	KC	L	S	0	0	-	0	0
Dec 11	@ LAR	W	S	1	5	5.0	5	0
Dec 18	SF	W	p	1	9	9.0	9t	1
Dec 24	@ Car	W	IA					
Jan 1	NO	W	IA					
<b>Totals</b>		<b>11-5</b>	<b>14/3</b>	<b>19</b>	<b>271</b>	<b>14.3</b>	<b>44</b>	<b>3</b>

## Playoffs

Jan 14	Sea	W	p	1	10	10.0	10	0
Jan 22	GB	W	S	2	23	11.5	15	0
Feb 5	NE	L	p	3	32	10.7	19t	1
<b>Totals</b>		<b>2-1</b>	<b>3/1</b>	<b>6</b>	<b>65</b>	<b>10.8</b>	<b>19t</b>	<b>1</b>

## 2017 Atlanta Falcons

		RECEIVING						
Date	Opp.	W/L	P/S	No	Yds	Avg	Lg	TD
Sept 10	@ Chi	W	S	2	128	64.0	88t	1
Sept 17	GB	W	S	2	7	3.5	4	0
Sept 24	@ Det	W	p	1	9	9.0	9	0
Oct 1	Buf	L	p	5	50	10.0	18	0
Oct 15	Mia	L	S	7	48	6.9	11	0
Oct 22	@ NE	L	p	1	6	6.0	6	0
Oct 29	@ NYJ	W	S	4	47	11.8	21	1
Nov 5	@ Car	L	S	3	36	12.0	16	0
Nov 12	Dal	W	S	6	49	8.2	14	1
Nov 20	@ Sea	W	S	2	-1	-0.5	1	0
Nov 26	TB	W	S	3	38	12.7	20	0
Dec 3	Min	L	p	3	21	7.0	8	0
Dec 7	NO	W	p	2	23	11.5	12	0
Dec 18	@ TB	W	S	2	12	6.0	7	0
Dec 24	@ NO	L	p	3	18	6.0	10	0
Dec 31	Car	W	S	3	35	11.7	24	0
<b>Totals</b>		<b>10-6</b>	<b>16/8</b>	<b>49</b>	<b>526</b>	<b>10.7</b>	<b>88t</b>	<b>3</b>

## Playoffs

Jan 6	@ LAR	W	S	3	15	5.0	5	0
Jan 13	@ Phi	L	S	1	3	3.0	3	0
<b>Totals</b>		<b>1-1</b>	<b>2/2</b>	<b>4</b>	<b>18</b>	<b>4.5</b>	<b>5</b>	<b>0</b>

## 2018 Atlanta Falcons

		RECEIVING						
Date	Opp.	W/L	P/S	No	Yds	Avg	Lg	TD
Sept 6	@ Phi	L	p	3	24	8.0	15	0
Sept 16	Car	W	p	5	59	11.8	30	1
Sept 23	NO	L	p	3	23	7.7	12	0
Sept 30	Cin	L	p	1	19	19.0	19	0
Oct 7	@ Pit	L	S	9	77	8.6	23	0
Oct 14	TB	W	p	9	71	7.9	14	1
Oct 22	NYG	W	S	3	48	16.0	36	0
Nov 4	@ Was	W	p	3	41	13.7	23	0
Nov 11	@ Cle	L	S	10	56	5.6	10	1
Nov 18	Dal	L	S	4	27	6.8	9	0
Nov 22	@ NO	L	p	5	31	6.2	12	0
Dec 2	Bal	L	S	5	44	8.8	17	1
Dec 9	@ GB	L	S	4	37	9.3	11	0
Dec 16	Ari	W	p	0	0	-	0	0
Dec 23	@ Car	W	p	2	36	18.0	32	0
Dec 30	@ TB	W	S	5	67	13.4	20	0
<b>Totals</b>		<b>7-9</b>	<b>16/7</b>	<b>71</b>	<b>660</b>	<b>9.3</b>	<b>36</b>	<b>4</b>

## 2019 Atlanta Falcons

		RECEIVING						
Date	Opp.	W/L	P/S	No	Yds	Avg	Lg	TD
Sept 8	@ Min	L	S	9	77	8.6	16	0
Sept 15	Phi	W	p	4	34	8.5	14	0
Sept 22	@ Ind	L	S	6	66	11.0	20	2
Sept 29	Ten	L	S	9	130	14.4	28	0
Oct 6	@ Hou	L	S	6	56	9.3	18	0
Oct 13	@ Ari	L	S	8	117	14.6	30	1
Oct 20	LAR	L	S	4	46	11.5	19	1
Oct 27	Sea	L	S	6	65	10.8	35	1
Nov 10	@ NO	W	S	4	17	4.3	9	1
Nov 17	@ Car	W	IA					
Nov 24	TB	L	IA					
Nov 28	NO	L	IA					
Dec 8	Car	W	p	2	32	16.0	18	0
Dec 15	@ SF	W	p	3	20	6.7	9	0
Dec 22	Jax	W	S	7	82	11.7	31	0
Dec 29	@ TB	W	S	7	45	6.4	12	0
<b>Totals</b>		<b>7-9</b>	<b>13/10</b>	<b>75</b>	<b>787</b>	<b>10.5</b>	<b>35</b>	<b>6</b>

## 2020 Cleveland Browns

		RECEIVING						
Date	Opp.	W/L	P/S	No	Yds	Avg	Lg	TD
Sept 13	@ Bal	L	S	2	15	7.5	9	0
Sept 17	Cin	W	S	2	22	11.0	11	0
Sept 27	Was	W	S	3	25	8.3	10	0
Oct 4	@ Dal	W	S	5	34	6.8	12	1
Oct 11	Ind	W	p	5	57	11.4	18	0
Oct 18	@ Pit	L	p	5	52	10.4	36	0
Oct 25	@ Cin	W	IA					
Nov 1	LV	L	IA					
Nov 15	Hou	W	S	1	11	11.0	11	0
Nov 22	Phi	W	S	3	33	11.0	21	0
Nov 29	@ Jax	W	S	2	13	6.5	9t	1
Dec 6	@ Ten	W	S	2	24	12.0	16	0
Dec 14	Bal	L	IA					
Dec 20	@ NYG	W	S	5	41	8.2	17	1
Dec 27	@ NYJ	L	S	7	71	10.1	28	0
Jan 3	Pit	W	S	4	37	9.3	13	1
<b>Totals</b>		<b>11-5</b>	<b>13/13</b>	<b>46</b>	<b>435</b>	<b>9.5</b>	<b>36</b>	<b>4</b>

## Playoffs

Jan 10	@ Pit	W	S	7	46	6.6	8	1
Jan 17	@ KC	L	S	2	16	8.0	11	0
<b>Totals</b>		<b>1-1</b>	<b>2/2</b>	<b>9</b>	<b>62</b>	<b>6.9</b>	<b>11</b>	<b>1</b>

## 2021 Cleveland Browns

		RECEIVING						
Date	Opp.	W/L	P/S	No	Yds	Avg	Lg	TD
Sept 12	@ KC	L	S	3	27	9.0	14	0
Sept 19	Hou	W	S	5	40	8.0	13	0
Sept 26	Chi	W	S	2	19	9.5	13t	1
Oct 3	@ Min	W	S	1	11	11.0	11	0
Oct 10	@ LAC	L	S	0	0	-	0	0
Oct 17	Ari	L	S	1	4	4.0	4	0
Oct 21	Den	W	S	2	42	21.0	34	0
Oct 31	Pit	L	S	4	26	6.5	8	0
Nov 7	@ Cin	W	S	2	14	7.0	11	0
Nov 14	@ NE	L	S	4	25	6.3	11	1
Nov 21	Det	W	S	4	53	13.3	20	0
Nov 28	@ Bal	L	S	0	0	-	0	0
Dec 12	Bal	W	S	5	30	6.0	9	1
Dec 20	LV	L	IA					
Dec 25	@ GB	L	S	3	26	8.7	11	0
Jan 3	@ Pit	L	S	2	28	14.0	21	0
Jan 9	Cin	W	S	0	0	-	0	0
<b>Totals</b>		<b>8-9</b>	<b>16/16</b>	<b>38</b>	<b>345</b>	<b>9.1</b>	<b>34</b>	<b>3</b>



## AUSTIN HOOPER'S GAME-BY-GAME CONT.

### 2022 Tennessee Titans

Date	Opp.	W/L	P/S	No	Yds	Avg	Lg	TD
Sept 11	NYG	L	p	1	6	6.0	6	0
Sept 19	@ Buf							
Sept 25	LV							
Oct 2	@ Ind							
Oct 9	@ Was							
Oct 23	Ind							
Oct 30	@ Hou							
Nov 6	@ KC							
Nov 13	Den							
Nov 17	@ GB							
Nov 27	Cin							

Dec 4	@	Phi							
Dec 11		Jax							
Dec 18	@	LAC							
Dec 24		Hou							
Dec 29		Dal							
Jan 7/8	@	Jax							
<b>Totals</b>									

0-1 1/0 1 6 6.0 6 0

## AUSTIN HOOPER'S NFL STATISTICS

### REGULAR SEASON

Year	Team			RECEIVING					RUSHING				
				No	Yds	Avg	Lg	TD	Att	Yds	Avg	Lg	TD
2016	Atlanta	GP	GS	19	271	14.3	44	3	0	0	-	0	0
2017	Atlanta	16	8	49	526	10.7	88t	3	0	0	-	0	0
2018	Atlanta	16	7	71	660	9.3	36	4	0	0	-	0	0
2019	Atlanta	13	10	75	787	10.5	35	6	0	0	-	0	0
2020	Cleveland	13	13	46	435	9.5	36	4	0	0	-	0	0
2021	Cleveland	16	16	38	345	9.1	34	3	0	0	-	0	0
2022	Tennessee	1	0	1	6	6.0	6	0	0	0	-	0	0
<b>NFL Totals</b>		<b>89</b>	<b>57</b>	<b>299</b>	<b>3,030</b>	<b>10.1</b>	<b>88t</b>	<b>23</b>	<b>0</b>	<b>0</b>	<b>-</b>	<b>0</b>	<b>0</b>

### PLAYOFFS

Year	Team			RECEIVING					RUSHING				
				No	Yds	Avg	Lg	TD	Att	Yds	Avg	Lg	TD
2016	Atlanta	GP	GS	6	65	10.8	19t	1	0	0	-	0	0
2017	Atlanta	2	2	4	18	4.5	5	0	0	0	-	0	0
2020	Cleveland	2	2	9	62	6.9	11	1	0	0	-	0	0
<b>NFL Totals</b>		<b>7</b>	<b>5</b>	<b>19</b>	<b>145</b>	<b>7.6</b>	<b>19t</b>	<b>2</b>	<b>0</b>	<b>0</b>	<b>-</b>	<b>0</b>	<b>0</b>

### Single-Game Highs

Receptions - 10 at Cleveland (11/11/18)  
 Receiving Yards - 130 vs. Tennessee (9/29/19)  
 Long Reception - 88t at Chicago (9/10/17)  
 Touchdowns - 2 at Indianapolis (9/22/19)

### Playoff Single-Game Highs

Receptions - 7 at Pittsburgh (1/10/21)  
 Receiving Yards - 46 at Pittsburgh (1/10/21)  
 Long Reception - 19t vs. New England (2/5/17)  
 Touchdowns - 1 (Twice, last at Pittsburgh, 1/10/21)


### Additional Statistics

Special Teams Tackles - 1 (2016)  
 Misc Tackles - 2 (2017), 2 (2019), 3 (2020), 2 (2021)



# 20 LONNIE JOHNSON JR.

**DEFENSIVE BACK • 6'2" • 213 LBS • COLLEGE: KENTUCKY**  
**ACQUIRED: WAIVERS - 2022 (KC) • NFL EXPERIENCE (NFL/TITANS): 4/1**  
**HOMETOWN: GARY, IND.**  
**GAMES PLAYED/GAMES STARTED: 44/19 (PLAYOFFS: 2/1)**



**PRO:** The Titans claimed defensive back Lonnie Johnson Jr. off waivers late in the 2022 preseason to add experience to the secondary. The 6-foot-2-inch, 213-pounder is a hard-hitting defensive back capable of lining up as a safety or corner. Johnson Jr. was originally drafted 54th overall in the second round of the 2019 NFL Draft by the Houston Texans, and appeared in 44 games with 19 starts for the club, totaling 115 tackles, three interceptions and 13 passes defended. The Gary, Ind., native was traded by the Texans to the Kansas City Chiefs during the 2022 offseason in exchange for a 2024 seventh-round pick prior to being waived by the Chiefs and claimed by the Titans. Johnson Jr. played two seasons at Kentucky (2017-18) where his career totals included 64 tackles, 12 passes defended and two blocked kicks in 26 games.

## CAREER HIGHLIGHTS:

- In 2021, Johnson Jr. recorded a career-best three interceptions in 14 games played with the Texans.
- In 2020, Johnson Jr. set career-high marks in games played (16) and tackles (70) as a member of the Texans.

## TITANS TIDBITS:

- Johnson Jr.'s uncle, Jason Johnson, was a wide receiver in the NFL for two seasons, spending the 1988 season with Denver and the 1989 season with Pittsburgh. Jason also coached Johnson Jr. in high school.
- Johnson Jr.'s cousin, Jon'Vea Johnson, played wide receiver at Toledo and signed with the Dallas Cowboys as an undrafted free agent following the 2019 NFL Draft. The two cousins grew up very close and even shared a draft night party in their hometown of Gary, Ind.
- He has several tattoos on his right hand in honor of Daja Brookshire, a former classmate with whom Johnson Jr. ran track. Brookshire was killed by a stray bullet in 2015 as she was stepping out of her boyfriend's car. "It's the most visual thing they could see without me putting the tattoo on my face," Johnson said. "I made sure I put it right there, so everybody can see it, and I can share her name throughout this whole process and wherever I go."
- Initially recruited as a wide receiver, Johnson Jr. didn't begin playing cornerback until 2015, while at Garden City (Kan.) Community College, his second collegiate stop. He tallied five interceptions in his first full season at cornerback.

## CAREER TRANSACTIONS:

- The Gary, Ind., native was originally drafted in the second round (54th overall) of the 2019 NFL Draft by the Houston Texans.
- Traded by the Texans to the Kansas City Chiefs on May 2, 2022, in exchange for a 2024 seventh-round pick.
- Waived by the Chiefs on Aug. 15, 2022.
- Claimed by the Titans off waivers from the Chiefs on Aug. 16, 2022.

## SEASON RECAPS:

### 2022 (0/0 - Tennessee):

- Against N.Y. Giants (9/11), was inactive.

**2021 (14/7 - Houston):** Appeared in 14 games with seven starts (five at safety and two at cornerback) and tallied 51 tackles, one tackle for loss, a career-best three interceptions for 47 yards, six passes defended and four special teams stops.

- At Buffalo (10/3), finished second on the team with eight tackles and recorded his first career interception for 32 yards.

- Against New England (10/10), logged four tackles and an interception for the second straight week.
- At Arizona (10/24), led the team with nine tackles and added his third interception of the season.

**2020 (16/5 - Houston):** Saw action in all 16 games and made five starts. Tallied a career-high 70 tackles and six special teams stops.

- Against Indianapolis (12/6), notched six tackles and two special teams stops.
- At Indianapolis (12/20), tallied a season-high nine tackles.
- Against Cincinnati (12/27), posted a career-best 11 tackles.

**2019 (14/7, 2/1 - Houston):** Played in 14 games with seven starts as a rookie and amassed 38 tackles, a career-high seven passes defended and three special teams tackles. Made his postseason debut and appeared in both games with one start. Posted three tackles, one special teams stop, and returned a blocked punt for a touchdown.

- Against Jacksonville (9/15), made his first career start and tallied three tackles and a pass defended.
- At Kansas City (1/12), recored three tackles, a special teams stop and returned a blocked punt for a 10-yard touchdown in the divisional round.

## COLLEGE:

- Appeared in 26 games with 18 starts over two seasons at Kentucky (2017-18) and tallied 64 tackles, three tackles for loss, one sack, one interception, 12 passes defended, one forced fumble and two blocked kicks. Transferred to Kentucky from Garden City (Kan.) Community College where he played one season (2015) and earned second team all-conference recognition after notching 35 tackles, five interceptions and one fumble recovery. Transferred to Garden City Community College from San Bernardino Valley (Calif.) Community College where he played one season (2014) at wide receiver and on special teams as a true freshman.
- As a senior (2018), started all 13 games and registered 23 tackles, one interception for 24 yards, four passes defended and one forced fumble.
- As a junior (2017), saw action in all 13 games with five starts in his first season at Kentucky. Posted 41 tackles, three tackles for loss, one sack, five passes defended and two blocked kicks (one field goal try, one extra point attempt).
- Transferred to Kentucky from Garden City (Kan.) Community College in 2016.
- As a sophomore (2015), totaled 35 tackles, five interceptions and one fumble recovery in his lone season at Garden City Community College. Earned second team All-Kansas Jayhawk Community College Conference recognition.
- Transferred to Garden City Community College from San Bernardino Valley (Calif.) Community College in 2015.
- As a freshman (2014), played wide receiver and appeared on special teams in his lone season with San Bernardino Valley Community College.
- Graduated from Kentucky in 2018 with a degree in community and leadership development.

## PERSONAL:

- Attended Gary West Side (Ind.) High School where he recorded 66 tackles, two interceptions and three blocked kicks on defense. Added 40 receptions for 772 yards and 14 touchdowns with 22 carries for 253 yards and five scores on offense.
- Also lettered in track and field and led his school to the state championship as a senior, with individual titles in the long jump and 4x100 relay.
- Follow Johnson Jr. on Twitter at @lonnie30johnson and on Instagram

- @lonniejohnson06.
- Son of Nora and Lonnie Johnson Sr.
  - Married to Selena and the couple has two daughters.
  - Born Lonnie Johnson on Nov. 4, 1995 in Gary, Ind.

LONNIE JOHNSON'S TITANS GAME-BY-GAME

2022 Tennessee Titans																																																																																																																																																																																																																																																																																																																																																																																																																																																																																																																																																																																																																																																																																																																																																																																																																																																																																																																																																																																																																																																																																																																																																																																																																																																																																																																																																																																																							
Date	Opp	W/L	P/S	Tot	Solo	Asst	Sk	- Yds	QBP	TFL	Int-	Yds	-TD	PD	FF	FR-	Yds	SpT																																																																																																																																																																																																																																																																																																																																																																																																																																																																																																																																																																																																																																																																																																																																																																																																																																																																																																																																																																																																																																																																																																																																																																																																																																																																																																																																																																																					

LONNIE JOHNSON'S NFL STATISTICS

REGULAR SEASON				TACKLES							INTERCEPTIONS						FUMBLES				
Year	Team	GP	GS	Tot	Solo	Asst	Sk	Yds	QBP	TFL	No	Yds	Lg	TD	PD	FF	FR	Yds	SpT		
2019	Houston	14	7	38	31	7	0.0	0.0	0	0	0	0	0	0	7	0	0	0	3		
2020	Houston	16	5	70	50	20	0.0	0.0	3	10	0	0	0	0	0	0	0	0	6		
2021	Houston	14	7	51	34	17	0.0	0.0	0	1	3	47	32	0	6	0	0	0	4		
2022	Tennessee	0	0	0	0	0	0.0	0.0	0	0	0	0	0	0	0	0	0	0	0		
NFL Totals		44	19	159	115	44	0.0	0.0	3	2	3	47	32	0	13	0	0	0	13		

PLAYOFFS				TACKLES							INTERCEPTIONS						FUMBLES				
Year	Team	GP	GS	Tot	Solo	Asst	Sk	Yds	QBP	TFL	No	Yds	Lg	TD	PD	FF	FR	Yds	SpT		
2019	Houston	2	1	3	3	0	0.0	0.0	0	0	0	0	0	0	0	0	0	0	1		
NFL Totals		2	1	3	3	0	0.0	0.0	0	0	0	0	0	0	0	0	0	0	1		

Single-Game Highs

Tackles - 11 vs. Cincinnati (12/27/20)

Interceptions - 1 (Three times, last at Buffalo 10/3/21)

Interception Long - 32 at Buffalo (10/3/21)

Passes Defensed - 2 at Kansas City (10/13/19)

Playoff Single-Game Highs

Tackles - 3 at Kansas City (1/12/20)

Additional Playoff Statistics

Blocked Punts - 1 at Kansas City; returned for 10-yard touchdown (1/12/20)



# 60 BEN JONES

**CENTER • 6'3" • 308 LBS • COLLEGE: GEORGIA**  
**ACQUIRED: UNRESTRICTED FREE AGENT (HOU) - 2016**  
**NFL EXPERIENCE (NFL/TITANS): 11/7 • HOMETOWN: BRENT, ALA.**  
**GAMES PLAYED/GAMES STARTED: 161/140 (PLAYOFFS: 10/10)**



**Captain: 2019, 2022**



**Community Man of the Year: 2019**

**PRO:** The Titans signed Ben Jones early in the 2016 free agency period to bring veteran leadership and experience to the center position. Since then he has been one of the steadiest and most dependable players on the team. The 6-foot-3-inch, 308-pounder was originally selected by the Houston Texans in the fourth round (99th overall) of the 2012 NFL Draft. From 2012 through 2021, Jones appeared in 160 of 161 possible regular season games, including starts in all but one game during his first six seasons in Tennessee. From 2016 through 2021, the Titans averaged 137.7 rushing yards per game, posting the second-highest average in the NFL behind only the Baltimore Ravens (150.6). The University of Georgia product is a versatile player, having started contests at center and both guard spots in his first four seasons with the Texans.

## CAREER HIGHLIGHTS:

- Jones has started games at center, left guard and right guard during his NFL career and has opened holes for an 1,000-yard rusher in six different seasons.
- From 2016 through 2021, Jones was one of only eight offensive linemen to start at least 96 of a possible 97 games.
- Jones started all 17 games in 2021 and helped the Titans finish fifth in the NFL in rushing (141.4 rushing yards per game), marking the fifth time in his first six seasons in Tennessee that he helped the offense rank in the top five in rushing. The Titans joined the Dallas Cowboys and Indianapolis Colts as the only teams in those six seasons to produce four individual 1,000-yard rushing seasons—three by Derrick Henry and one by DeMarco Murray.
- In 2020, Jones started every game at center and was a part of an offense that tied for the second-overall ranking in the NFL (396.4 yards per game), finished second in rushing (168.1), and allowed the sixth-fewest sacks (25). He helped pave the way for Derrick Henry to produce the NFL's eighth all-time 2,000-yard rushing season (2,027).
- In 2019, Jones started 15 games at center and helped Derrick Henry lead the NFL with 1,540 rushing yards.
- In Week 9 of the 2019 season, Jones missed the first game of his eight-year NFL career when he was inactive due to injury. It ended his streak of 120 consecutive games played and 88 consecutive starts. At the time, Jones' consecutive games streak tied Kansas City's Mitchell Schwartz for the longest active streak in the NFL among offensive linemen, and his starting streak ranked first in the NFL among all centers.
- Jones made a career-high three postseason starts in 2019.
- In 2018, Jones started all 16 games at center, registering five consecutive seasons with a start in every contest (2014-15 with Houston).
- Jones appeared in his 100th career game in Week 4 of the 2018 season.
- In 2016, Jones centered all 16 games in his first campaign with the Titans and was a part of an offensive front that blocked for the NFL's third-ranked rushing attack which averaged 136.7 rush yards per game.
- In 2015, Jones transitioned to his natural position of center and started all 16 games and the playoff contest for the Texans.
- In 2014, Jones started all 16 contests at left guard.
- As a rookie in 2012, Jones started the final 10 games of the season at right guard and was named the Texans Rookie of the Year.

## TITANS TIDBITS:

- Jones switched from jersey #61 to #60 prior to his senior season at Georgia, to honor his father, Steve, a former collegiate star, who was killed in a helicopter crash when he was 10 years old.
- Jones' pregame ritual consists of walking barefoot on the field "to get a

feel for the turf." The routine began before one game with his brother in high school and after enjoying success that night, it has continued ever since.

- When he was 10 years old, Jones suffered a blow to the head with a baseball bat. The impact caused a blood clot to develop on his brain and fractured his skull. The injury kept him out of all athletic activity for a year, proving to be a challenging time for an active and athletic boy. Although it was a tough period in his life, Ben says this time turned him into the man he is today. As soon as he was cleared for activities, Jones threw himself into being the best athlete he could be.
- In 2017, Jones established The Jones Mission Fund at The Community Foundation to provide at-risk youth with opportunities they might otherwise not have through grants, additional resources and educational opportunities.
- During the offseason, Jones and his wife host the annual Ben Jones Celebrity Clay Shoot. The event has raised more than \$400,000 benefitting The Jones Mission Fund.
- Jones hosts a free Friday Night Lights youth football camp in his native Alabama every June.
- Jones sponsors a trip to a Titans game each fall for the seniors of his high school's football team in Alabama. The experience includes round trip transportation from his hometown, tickets, a private tailgate, swag bags, and a meet-and-greet with a tour of the Titans practice facility after the game with Jones.
- Jones' brother, Clay, played baseball for the University of Alabama and then was drafted by the Detroit Tigers.

## CAREER TRANSACTIONS:

- A native of Brent, Ala., Jones was originally selected by the Houston Texans in the fourth round (99th overall) of the 2012 NFL Draft.
- Signed by the Titans as an unrestricted free agent on March 10, 2016.

## SEASON RECAPS:

### 2022 (1/1 - Tennessee):

- Against N.Y. Giants (9/11), started at center and was a part of an offensive line that allowed just one sack for zero yards on 33 pass attempts.

**2021 (17/17, 1/1 - Tennessee):** Started all 17 games at center and blocked for the NFL's fifth-ranked rushing attack. Started the postseason contest at center.

- At Seattle (9/19), started at center and helped open holes for Derrick Henry to rush for 182 yards.
- Against Indianapolis (9/26), started at center and blocked for Titans' rushers to gain 180 yards on the ground.
- At Jacksonville (10/10), started at center and helped block for Derrick Henry to amass 130 yards on the ground with three rushing touchdowns.
- Against Buffalo (10/18), started at center and was a part of an offensive front that did not allow a sack on 29 pass attempts. Helped open holes for Derrick Henry to amass 143 rushing yards and three scores on 23 carries.
- Against Kansas City (10/24), started at center in his 150th career regular season game. Helped block for an offense that registered 369 total yards while only allowing one sack on 28 pass attempts.
- At New England (11/28), started at center and opened holes for Titans ball carriers to amass 270 yards on the ground, including two 100-yard rushers.
- Against Miami (1/2), started at center and helped open holes for Titans' ball carriers to gain 198 yards on the ground with two rushing scores.
- At Houston (1/9), started at center and helped block for an offense that registered 405 total yards while only allowing one sack on 32 pass



attempts.

- Against Cincinnati (1/22), started at center in his 10th career postseason contest and helped open holes for Titans' rushers to amass 140 yards on the ground on 27 carries.

**2020 (16/16, 1/1 - Tennessee):** Started all 16 games at center and helped Derrick Henry become the eighth player in NFL history to eclipse 2,000 rushing yards in a season. Started the postseason contest at center.

- At Denver (9/14), started at center and was a part of an offensive front that allowed the Titans to amass 377 total yards. Member of a line that allowed just one sack on 43 pass attempts.
- Against Jacksonville (9/20), started at center and helped the offense post 354 total yards.
- Against Buffalo (10/13), started at center and was a part of an offensive line that blocked for Titans' rushers to gain 139 yards on the ground while not allowing a sack on 28 pass attempts.
- Against Houston (10/18), started at center and helped the offense become the first unit in NFL history to have a passer reach 350 yards (364 by Ryan Tannehill) and a rusher reach 200 yards (212 by Derrick Henry) in a game.
- At Indianapolis (11/29), started at center and blocked for Titans' rushers to gain 229 yards on 45 carries. Member of an offensive front that allowed just one sack on 22 pass attempts.
- At Jacksonville (12/13), started at center and helped open holes for Titans' rushers to gain 249 yards on the ground, including a 215-yard performance by Derrick Henry.
- Against Detroit (12/20), started at center and helped block for Titans' ball carriers to gain 195 yards and score three touchdowns on the ground.
- At Houston (1/3), started at center and blocked for Derrick Henry to gain a franchise-record 250 rushing yards in the Titans' division-clinching victory and in the process become the eighth player in NFL history to eclipse 2,000 rushing yards in a season.

**2019 (15/15, 3/3 - Tennessee):** Started 15 games at center and helped Derrick Henry lead the NFL with 1,540 rushing yards. Was inactive for one game ending his streak of 120 consecutive games played and 88 consecutive starts. Started all three postseason contests at center.

- At Atlanta (9/29), started at center and was a part of an offensive front that did not allow a sack on 27 pass attempts, while opening holes for Titans' ball carriers to gain 138 yards on the ground.
- Against L.A. Chargers (10/20), started at center and helped the offense amass 403 total yards.
- At Carolina (11/3), was inactive, ending his streak of 120 consecutive games played and 88 consecutive starts.
- Against Kansas City (11/10), started his 100th career game at center and helped open holes for Titans' rushers to gain 225 yards on the ground.
- Against Jacksonville (11/24), started at center and blocked for Titans' ball carriers to gain 219 rushing yards.
- At Oakland (12/8), started at center and was a part of an offensive front that blocked for Titans' ball carriers to gain 161 yards on the ground, while also not allowing a sack on 27 pass attempts.
- At Houston (12/29), started at center and was a part of an offensive front that blocked for Derrick Henry to amass 211 yards on the ground and become the NFL's leading rusher in 2019.
- At New England (1/4), started at center and was a member of an offensive front that opened holes for Derrick Henry to collect 182 yards on the ground.
- At Baltimore (1/11), started at center and was a part of an offensive line that blocked for Derrick Henry to collect a franchise postseason record 195 rushing yards.

**2018 (16/16 - Tennessee):** Started all 16 games at center for the third consecutive season with the Titans. Played in his 100th consecutive career NFL contest against Philadelphia (9/30/18).

- At Miami (9/9), started at center and was a member of an offensive front that did not allow a sack on 38 pass attempts.
- Against Philadelphia (9/30), started at center in his 100th consecutive contest and was a part of an offensive line that helped amass 397 total yards.
- At Los Angeles Chargers in London (10/21), started at center and helped block for Titans' ball carriers to gain 164 yards on the ground.
- At Dallas (11/5), started at center and helped the Titans' offense accumulate 340 total yards.
- Against N.Y. Jets (12/2), started at center and switched to left guard at the start of the third quarter.
- Against Jacksonville (12/6), started at center and helped open holes for Titans' ball carriers to gain 264 yards on the ground, including a franchise-

best 238 rushing yards by Derrick Henry. Part of an offensive front that allowed just one sack for zero yards on 24 pass attempts.

- At N.Y. Giants (12/16), started at center and helped block for Titans' rushers to amass 215 yards, including a 170-yard performance by Derrick Henry.
- Against Indianapolis (12/30), started at center and was a member of an offensive front that did not allow a sack on 29 pass attempts.

**2017 (16/16, 2/2 - Tennessee):** Started all 16 games and both postseason contests at center in his second campaign with the Titans. Among NFL offensive linemen presently listed as centers, ranks second in the NFL with 64 consecutive games started.

- Against Oakland (9/10), started at center and was a part of an offensive line that helped produce 350 total yards and allow just one sack on 41 pass attempts.
- At Jacksonville (9/17), started at center, his 50th consecutive start, and opened holes for a rushing attack that amassed 179 yards on 36 carries (5.0 avg.). Member of a unit that allowed just one sack on 27 pass attempts.
- Against Seattle (9/24), started at center and helped block for Titans' ball carriers to collect 195 rushing yards on 35 carries (5.6 avg.). Member of an offensive front that did not allow a sack on 32 pass attempts.
- Against Indianapolis (10/16), started at center and was a member of an offensive front that helped produce 473 total yards and allow just one sack for one yard on 32 pass attempts.
- Against Cincinnati (11/12), started at center and helped open holes for Titans' rushers to gain 180 yards on the ground.
- At Indianapolis (11/26), started at center and was a part of an offensive front that did not allow a sack on 25 pass attempts.
- Against Houston (12/3), started at center and helped open holes for Titans' ball carriers to gain 198 yards on 25 carries with two scores on the ground.
- At Kansas City (1/6), started at center and helped open holes for Titans' ball carriers to gain 202 rushing yards on 31 carries (6.5 avg.) in the Wild Card matchup.

**2016 (16/16 - Tennessee):** Started all 16 games at center in his first season with the Titans and was a part of an offensive front that blocked for the NFL's third-ranked rushing attack which averaged 136.7 rush yards per game.

- Against Minnesota (9/11), made his Titans debut as the starting center.
- At Detroit (9/18), started at center and blocked for an offense that amassed 363 total yards in a 16-15 comeback win.
- Against Oakland (9/25), started at center and was a part of an offensive line that helped produce 393 total yards and allow just one sack on 33 pass attempts.
- At Miami (10/9), started at center and was a member of an offensive front that opened holes for Titans' rushers to gain 235 yards on the ground and did not allow a sack on 29 pass attempts.
- Against Cleveland (10/16), started at center and blocked for an offense that compiled a season-high 407 total yards, including 137 rushing yards.
- Against Jacksonville (10/27), started at center and opened holes for Titans' ball carriers to accumulate 214 yards on the ground. Was a part of an offensive front that did not allow a sack in 23 pass attempts.
- At San Diego (11/6), started at center and was a part of an offensive line that did not allow a sack on 43 pass attempts.
- Against Green Bay (11/13), started at center and blocked for an offense that amassed 446 total yards and six touchdowns in a 47-25 victory against the Packers.
- At Chicago (11/27), started at center and was a member of an offensive front that did not allow a sack on 23 pass attempts. Blocked for Titans' ball carriers to gain 149 yards on the ground.
- Against Denver (12/11), started at center and was a part of an offensive line that opened holes for Titans' rushers to amass 180 rushing yards on 42 carries in a 13-10 victory over the Broncos.
- At Kansas City (12/18), started at center and helped pave the way for Titans' ball carriers to gain 148 yards on the ground. Member of an offensive front that allowed just one sack for zero yards on 33 pass attempts.

**2015 (16/16, 1/1 - Houston):** Started all 16 games at center and in Wild Card Game against Kansas City (1/9). Extended his streak of consecutive regular season games played to 64, which is the second-longest active streak among NFL centers.

**2014 (16/16 - Houston):** Started all 16 games at left guard in his third

season with the Texans.

**2013 (16/1 - Houston):** Played in all 16 games with one start for the Texans.

- At San Francisco (10/6), started at right guard and blocked for a ground game that produced 131 yards.

**2012 (16/10, 2/2 - Houston):** Appeared in all 16 games with 10 starts as a rookie. Was originally drafted as a center, but worked his way into a starting role at right guard. Was a part of seven 100-yard rushing performances by Arian Foster for the NFL's seventh-ranked offense.

- Against Miami (9/9), made his Texans and NFL debut on special teams in the season opener.
- At Jacksonville (9/17), saw action at right guard and was part of an offensive line that cleared the way for Texans running backs to rush for 216 yards and three touchdowns while not allowing Matt Schaub to be sacked.
- At Denver (9/23), helped provide protection for Matt Schaub, enabling him to tie a career-high with four touchdown passes.
- At N.Y. Jets (10/8), helped Arian Foster rush for a season-high 157 yards and a touchdown.

#### **COLLEGE:**

- Finished his collegiate career ranked third in Georgia history with 49 starts.
- Was a two-time All-SEC selection by the league's coaches and four-time SEC Offensive Lineman of the Week during his career. Was named to Georgia's Team of the Decade.
- As a senior (2011), earned All-SEC first-team honors and was rated the nation's second-best center in the draft by The NFL Draft Report. Named second-team All-SEC honoree by the Associated Press, Phil Steele and the league's coaches for his senior season.
- In his final collegiate season, served as a team captain and started all 14 games at center.
- As a junior (2010), appeared in 13 games making 12 starts. Earned All-SEC second-team honors from The NFL Draft Report.
- As a sophomore (2009), started all 13 games and was named All-SEC second team by the league's coaches.
- As a freshman (2008), appeared in 13 games making 10 starts at center and was selected a Freshman All-American and Freshman All-SEC. Named Freshman All-American first team by College Football News, adding second-team honors from The Sporting News and Phil Steele.
- Member of the fall 2009 Georgia Athletic Director's Honor Roll.
- Majored in Health & Physical Education at Georgia.

#### **PERSONAL:**

- Attended Bibb County High School in Centreville, Ala., where he earned Super Prep All-Dixie Team, Prep Star All-Southeast Region and Alabama Sports Writers Association Class 5A first-team All-State honors as a senior.
- Was a standout first baseman and pitcher on Bibb County's baseball team, where in 2007 he was selected to the Tuscaloosa News West Alabama Baseball All-Star squad. Had a .345 career batting average and collected a school-record 48 RBI in 2007.
- Follow Jones on Instagram at @jones60ben.
- Born Benjamin Jones on July 2, 1989 in Birmingham, Ala.

## **BEN JONES' NFL STATISTICS**

### **REGULAR SEASON**

Year	Team	GP	GS
2012	Houston	16	10
2013	Houston	16	1
2014	Houston	16	16
2015	Houston	16	16
2016	Tennessee	16	16
2017	Tennessee	16	16
2018	Tennessee	16	16
2019	Tennessee	15	15
2020	Tennessee	16	16
2021	Tennessee	17	17
2022	Tennessee	1	1
<b>NFL Totals</b>		<b>161</b>	<b>140</b>

### **PLAYOFFS**

Year	Team	GP	GS
2012	Houston	2	2
2015	Houston	1	1
2017	Tennessee	2	2
2019	Tennessee	3	3
2020	Tennessee	1	1
2021	Tennessee	1	1
<b>NFL Totals</b>		<b>10</b>	<b>10</b>

### **Starts Breakdown:**

2012 - RG 10 (Playoffs - RG 2); 2013 - RG 1; 2014 - LG 16; 2015 - C 16 (Playoffs - C 1); 2016 - C 16; 2017 - C 16 (Playoffs - C 2); 2018 - C 16; 2019 - C 15 (Playoffs - C 3); 2020 - C 16 (Playoffs - C 1); 2021 - C 17 (Playoffs - C 1); **2022 - C 1**

### **Additional Career Statistics**

Tackles - 2 (2014), 1 (2015), 1 (2020)  
Fumble Recoveries - 1 (2013), 1 (2021)


### **Additional Career Playoff Statistics**

Misc. Tackles - 2 (2015), 1 (2019)



# 73 JAMARCO JONES

**OFFENSIVE LINE • 6'4" • 293 LBS • COLLEGE: OHIO STATE**  
**ACQUIRED: UNRESTRICTED FREE AGENT (SEA) - 2022**  
**NFL EXPERIENCE (NFL/TITANS): 5/1 • HOMETOWN: CHICAGO, ILL.**  
**GAMES PLAYED/GAMES STARTED: 36/7 (PLAYOFFS: 2/2)**



**PRO:** The Titans signed Jamarco Jones during the 2022 offseason to add experience and versatility to the offensive line. The 6-foot-4-inch, 293-pounder was originally selected by the Seattle Seahawks in the fifth round of the 2018 NFL Draft. Jones appeared in 36 games with seven starts over three seasons with the Seahawks (2019-21) after missing his entire rookie campaign while on injured reserve. The Chicago, Ill., native has started at four positions during his career: right guard (3), right tackle (2), left guard (1) and left tackle (1).

#### TITANS TIDBITS:

- Jones was a part of Ohio State's national championship squad as a freshman in 2014.
- Jones was recruited to Ohio State by Titans head coach Mike Vrabel when he was an assistant on the Buckeyes staff.

#### CAREER TRANSACTIONS:

- The Chicago, Ill., native was selected by the Seattle Seahawks in the fifth round (168th overall) of the 2018 NFL Draft.
- Signed by the Titans as an unrestricted free agent on March 17, 2022.

#### SEASON RECAPS:

##### 2022 (0/0 - Tennessee):

- Against N.Y. Giants (9/11), was inactive.

**2021 (10/2 - Seattle):** Saw action in 10 games with two starts (one at right tackle, one at left guard). Placed on injured reserve on Nov. 29 and missed five games before being activated from injured reserve designated to return on Jan. 1. Was inactive for two contests.

**2020 (11/2 - Seattle):** Played in 11 games with two starts (one at right guard, one at right tackle). Was inactive for two contests. Placed on injured reserve on Dec. 19 and missed the final three regular season games.

**2019 (15/3, 2/2 - Seattle):** Played in 15 games with three starts, starting contests at both right guard (two games) and left tackle (one game). Dressed but did not see action in another contest. Started both postseason games at left guard.

**2018 (0/0 - Seattle):** Spent his entire rookie season on injured reserve after suffering an injury in the preseason.

#### COLLEGE:

- Was a two-year starter at Ohio State who played in 50 games and started 27 consecutive contests at left tackle. Was an all-conference honoree twice without the benefit of a redshirt season, including a first-team All-Big Ten selection in 2017 by both the coaches and the media polls. Helped Ohio State win six championships during his career: a CFP national championship in 2014, a 2014 Sugar Bowl title, a 2015 Fiesta Bowl title, a 2017 Cotton Bowl title and Big Ten Conference championships in 2014 and 2017. His play also helped the Buckeyes rank among the Top 20 rushing teams in the nation four consecutive years, including 11th in 2016, 11th in 2015, ninth in 2014 and 17th in 2017.
- As a senior (2017), named first-team All-Big Ten Conference by the coaches and the media after starting all 14 games at left tackle. Helped lead the team to a 12-2 record, and a 2017 Cotton Bowl victory over Southern Cal. Part of an offensive line that paved the way for 3,405 rushing yards on the season with 34 rushing touchdowns, and an average of 243.2 rushing yards per game.

- As a junior (2016), started all 13 games at left tackle and was named second-team All-Big Ten Conference by the coaches and the media. Started all 13 games. Helped lead the team to the Playstation Fiesta Bowl College Football Playoff Semifinal, where the Buckeyes lost to eventual National Champion Clemson. Helped guide the team to an 11-2 record, rushing for 3,188 yards (245.2 avg. per game) and 33 rushing touchdowns.
- As a sophomore (2015), saw action along the offensive line in a reserve role as the team finished the season with a 12-1 record.
- As a freshman (2014), played in 10 games along the offensive line in a reserve role. Team finished the season 14-1, winning the B1G Championship game over Wisconsin, in addition to winning the College Football Playoff National Championship over Oregon.
- Graduated early from Ohio State with a degree in family resource management in December of 2017.

#### PERSONAL:

- Attended De La Salle Institute (Chicago, Ill.) where he was a consensus four-star prospect and a Top 100 player nationally overall by Scout. He was
- Rated among the 10 best offensive tackle prospects nationally, with No. 6 rankings by both Scout and ESPN.
- Missed the first half of his senior season with a shoulder injury, but still earned Illinois Coaches Association first-team Class 6A all-state honors and Champaign News-Gazette all-state accolades.
- Son of Urica Jones.
- Follow Jones on Twitter and Instagram at @jjones\_74
- Born Jamarco Jones on June 4, 1996 in Chicago, Ill.

## JAMARCO JONES' NFL STATISTICS

### REGULAR SEASON

Year	Team	GP	GS
2018	Seattle	0	0
2019	Seattle	15	3
2020	Seattle	11	2
2021	Seattle	10	2
2022	Tennessee	0	0
NFL Totals		36	7

### PLAYOFFS

Year	Team	GP	GS
2019	Seattle	2	2
NFL Totals		2	2


### Starts Breakdown:

2019 - RG 2, LT 1; 2020 - RG 1, RT 1; 2021 - LG 1, RT 1



# 42 JOE JONES

LINEBACKER • 6'0" • 240 LBS • COLLEGE: NORTHWESTERN  
ACQUIRED: FREE AGENT - 2021 • NFL EXPERIENCE (NFL/TITANS): 6/2  
HOMETOWN: PLANO, ILL.  
GAMES PLAYED/GAMES STARTED: 59/0 (PLAYOFFS: 0/0)



**PRO:** The Titans signed free agent Joe Jones to the practice squad during Week 2 of the 2021 season. The 6-foot, 240-pounder appeared in nine games in his first season with the Titans and totaled five special teams tackles in addition to posting one tackle and two quarterback pressures in limited snaps on defense. Prior to arriving in Tennessee, Jones posted 26 career special teams stops, four defensive tackles and one blocked punt in 49 games over four seasons with the Denver Broncos (2017-20). The Plano, Ill., native originally signed with the Dallas Cowboys as a rookie free agent following the 2017 NFL Draft, and has also spent time with the Los Angeles Chargers, Seattle Seahawks and Tampa Bay Buccaneers. Jones tallied 70 tackles, three sacks, two passes defended and one fumble recovery in 27 games at Northwestern (2013-16).

#### TITANS TIDBITS:

- Jones' father, Joseph, was a hurdler at Penn State.

#### CAREER TRANSACTIONS:

- The Plano, Ill., native originally signed with the Dallas Cowboys as a rookie free agent on May 12, 2017.
- Waived by the Cowboys on Sept. 2, 2017.
- Signed by the Los Angeles Chargers to the team's practice squad on Sept. 4, 2017.
- Waived by the Chargers on Sept. 6, 2017.
- Signed by the Seattle Seahawks to the team's practice squad on Sept. 19, 2017.
- Signed by the Denver Broncos to the team's active roster off of the Seahawks practice squad on Nov. 7, 2017.
- Signed by the Tampa Bay Buccaneers as a free agent on May 5, 2021.
- Waived by the Buccaneers on Aug. 30, 2021.
- Signed by the Titans to the team's practice squad on Sept. 13, 2021.
- Signed by the Titans to the team's active roster off of the practice squad on Oct. 8, 2021.

#### SEASON RECAPS:

##### 2022 (1/0 - Tennessee):

- Against N.Y. Giants (9/11), played as a reserve on special teams and posted a tackle on coverage units.

**2021 (9/0, 0/0 - Tennessee):** Played as a reserve in nine games in his first season with the Titans and registered five special teams tackles. Notched a tackle and two quarterback pressures on defense. Spent four games on the team's practice squad. Was inactive for two contests and spent one game on the reserve/COVID-19 list. Was on the practice squad for the postseason contest. Led the team in special teams tackles once in 2021 (at JAX).

- At Jacksonville (10/10), made his Titans debut as a reserve on special teams in his 50th career game and led the team with three special teams tackles. Registered a quarterback pressure late in the game on defense.
- At Indianapolis (10/31), posted two special teams tackles on coverage units.
- Against New Orleans (11/14), saw action as a reserve on special teams and limited snaps at outside linebacker. Collected a quarterback pressure.
- Against Miami (1/2), played as a reserve at linebacker in the fourth quarter and notched a tackle.

**2020 (14/0 - Denver):** Saw action in 14 games for the Broncos and posted one tackle and two special teams stops.

- Against Buffalo (12/19), posted one tackle and one special teams stop.

**2019 (12/0 - Denver):** Appeared in 12 games and tallied eight special teams tackles.

- Against Kansas City (10/17), recorded two special teams stops.

**2018 (16/0 - Denver):** Played in all 16 games for the first time in his career and tallied a season-high four tackles and led the team with a career-best 12 special teams stops.

- Against Seattle (9/9), notched two special teams tackles.
- At Baltimore (9/23), amassed two special teams stops.
- At N.Y. Jets (10/7), posted two special teams tackles.
- At Cincinnati (12/2), recorded a career-best four tackles.

**2017 (7/0 - Denver):** Spent training camp with the Dallas Cowboys before being waived during roster cuts. Spent time on the practice squads of the Los Angeles Chargers and Seattle Seahawks before being signed to the Denver Broncos active roster off of the Seahawks practice squad during Week 10. Appeared in seven games for Denver as a rookie and posted four special teams tackles.

- Against Cincinnati (11/19), made his NFL debut.
- Against Kansas City (12/31), posted a season-high two special teams tackles.

#### COLLEGE:

- During a four-year career at Northwestern (2013-16), played in 37 games with five starts and totaled 70 tackles, three sacks, two passes defended and one fumble recovery.
- As a senior (2016), appeared in all 13 games with five starts and posted 46 tackles, two sacks, two passes defended and one fumble recovery.
- As a junior (2015), saw action in 13 games and posted 18 tackles and one sack.
- As a sophomore (2014), played in six contests and tallied five tackles.
- As a redshirt freshman (2013), appeared in five games and posted one tackle.
- As a freshman (2012), redshirted.
- Double-majored in communication studies and economics at Northwestern.

#### PERSONAL:

- Attended Plano (Ill.) High School where he was an all-conference running back, rushing for 710 yards and eight touchdowns while hauling in 11 passes for 328 yards and five scores in eight games as a senior.
- Also competed in track and was the state champion in the 200-meter hurdles and finished sixth in the 100-meter dash.
- Four-year letterwinner in football and track, and a three-year letterman in basketball.
- Son of Joseph Jones and Shawn-Daria and Daniel Dowd.
- Follow Jones on Twitter and on Instagram @FamilyMan\_Joe43.
- Born Joseph Jones on Feb. 21, 1994, in Plano, Ill.



## JOE JONES' TITANS GAME-BY-GAME

### 2021 Tennessee Titans

Date	Opp	W/L	P/S	Tot	Solo	Asst	Sk	- Yds	QBP	TFL	Int - Yds	-TD	PD	FF	FR - Yds	SpT
Sept 19	@ Sea	W	PS													
Sept 26	Ind	W	PS													
Oct 3	@ NYJ	L	PS													
Oct 10	@ Jax	W	p	0	0	0	0.0	0.0	1	0	0	0	0	0	0	3
Oct 18	Buf	W	p	0	0	0	0.0	0.0	0	0	0	0	0	0	0	0
Oct 24	KC	W	p	0	0	0	0.0	0.0	0	0	0	0	0	0	0	0
Oct 31	@ Ind	W	p	0	0	0	0.0	0.0	0	0	0	0	0	0	0	2
Nov 7	@ LAR	W	p	0	0	0	0.0	0.0	0	0	0	0	0	0	0	0
Nov 14	NO	W	p	0	0	0	0.0	0.0	1	0	0	0	0	0	0	0
Nov 21	Hou	L	p	0	0	0	0.0	0.0	0	0	0	0	0	0	0	0
Nov 28	@ NE	L	R/C													
Dec 12	Jax	W	p	0	0	0	0.0	0.0	0	0	0	0	0	0	0	0
Dec 19	@ Pit	L	IA													
Dec 23	SF	W	IA													
Jan 2	Mia	W	p	1	0	1	0.0	0.0	0	0	0	0	0	0	0	0
Jan 9	@ Hou	W	PS													
<b>Totals</b>		<b>11-4</b>	<b>9/0</b>	<b>1</b>	<b>0</b>	<b>1</b>	<b>0.0</b>	<b>0.0</b>	<b>2</b>	<b>0</b>	<b>0</b>	<b>0</b>	<b>0</b>	<b>0</b>	<b>0</b>	<b>5</b>
<b>Playoffs</b>																
Jan 22	Cin	L	PS													
<b>Totals</b>		<b>0-1</b>	<b>0/0</b>	<b>0</b>	<b>0</b>	<b>0</b>	<b>0.0</b>	<b>0.0</b>	<b>0</b>	<b>0</b>	<b>0</b>	<b>0</b>	<b>0</b>	<b>0</b>	<b>0</b>	<b>0</b>

### 2022 Tennessee Titans

Date	Opp	W/L	P/S	Tot	Solo	Asst	Sk	- Yds	QBP	TFL	Int - Yds	-TD	PD	FF	FR - Yds	SpT
Sept 11	NYG	L	p	0	0	0	0.0	0.0	0	0	0	0	0	0	0	1
Sept 19	@ Buf															
Sept 25	LV															
Oct 2	@ Ind															
Oct 9	@ Was															
Oct 23	Ind															
Oct 30	@ Hou															
Nov 6	@ KC															
Nov 13	Den															
Nov 17	@ GB															
Nov 27	Cin															
Dec 4	@ Phi															
Dec 11	Jax															
Dec 18	@ LAC															
Dec 24	Hou															
Dec 29	Dal															
Jan 7/8	@ Jax															
<b>Totals</b>		<b>0-1</b>	<b>1/0</b>	<b>0</b>	<b>0</b>	<b>0</b>	<b>0.0</b>	<b>0.0</b>	<b>0</b>	<b>0</b>	<b>0</b>	<b>0</b>	<b>0</b>	<b>0</b>	<b>0</b>	<b>1</b>

## JOE JONES' NFL STATISTICS

### REGULAR SEASON

Year	Team	GP		GS		TACKLES					INTERCEPTIONS					FUMBLES			
		GP	GS	Tot	Solo	Asst	Sk	Yds	QBP	TFL	No	Yds	Lg	TD	PD	FF	FR	Yds	SpT
2017	Denver	7	0	0	0	0	0	0.0	0.0	0	0	0	0	0	0	0	0	0	4
2018	Denver	16	0	4	4	0	0.0	0.0	0	0	0	0	0	0	0	0	0	0	12
2019	Denver	12	0	0	0	0	0.0	0.0	0	0	0	0	0	0	0	0	0	0	8
2020	Denver	14	0	1	0	1	0.0	0.0	0	0	0	0	0	0	0	0	0	0	2
2021	Tennessee	9	0	1	0	1	0.0	0.0	2	0	0	0	0	0	0	0	0	0	5
2022	Tennessee	1	0	0	0	0	0.0	0.0	0	0	0	0	0	0	0	0	0	0	1
<b>NFL Totals</b>		<b>59</b>	<b>0</b>	<b>6</b>	<b>4</b>	<b>2</b>	<b>0.0</b>	<b>0.0</b>	<b>2</b>	<b>0</b>	<b>0</b>	<b>0</b>	<b>0</b>	<b>0</b>	<b>0</b>	<b>0</b>	<b>0</b>	<b>0</b>	<b>32</b>

### Single-Game Highs


Tackles - 4 at Cincinnati (12/2/18)

Special Teams Tackles - 3 at Jacksonville (10/10/21)



# 90 NAQUAN JONES

**DEFENSIVE TACKLE • 6'3" • 313 LBS • COLLEGE: MICHIGAN STATE**  
**ACQUIRED: FREE AGENT - 2021 • NFL EXPERIENCE (NFL/TITANS): 2/2**  
**HOMETOWN: EVANSTON, ILL.**  
**GAMES PLAYED/GAMES STARTED: 13/5 (PLAYOFFS: 1/1)**



**PRO:** The Titans signed Naquan Jones as a rookie free agent following the 2021 NFL Draft. The 6-foot-3-inch, 313-pounder saw action in 13 games with five starts during his rookie campaign and collected 29 tackles, including 2.5 sacks, four stops for loss, four quarterback pressures and two passes defended. The Evanston, Ill., native appeared in 46 games over four seasons at Michigan State (2017-20) and posted 78 tackles, 12.5 tackles for loss and three sacks during his collegiate career.

## TITANS TIDBITS:

• In June 2019, Jones' mother, Germaine Thomas, died unexpectedly at the age of 37 after a lengthy battle with depression and alcoholism. At the time, Jones was a rising junior at Michigan State and just 21 years old himself. Jones wears a special necklace to honor his family with a picture of his grandmother and younger sisters on one side of a pendant and an image of his late mother on the other side.

## CAREER TRANSACTIONS:

- The Evanston, Ill., native was signed by the Titans as an undrafted free agent on May 14, 2021.
- Waived by the Titans on Aug. 31 and signed to the team's practice squad a day later.
- Signed by the Titans to their active roster from the practice squad on Sept. 22, 2021.

## SEASON RECAPS:

### 2022 (0/0):

- Against N.Y. Giants (9/11), was inactive.

**2021 (13/5, 1/1):** Played in 13 games with five starts during his rookie campaign and collected 29 tackles, including 2.5 sacks, four stops for loss, four quarterback pressures and two passes defended. Spent the first two weeks of the season on the Titans' practice squad before being signed to the team's active roster on Sept. 22. Was inactive for two games. Started the postseason contest and registered two tackles, including a half sack and two quarterback pressures. Tied for the team lead in sacks once in 2021 (at PIT). Tied for the team lead in passes defended once in 2021 (vs. SF). Made his NFL debut at N.Y. Jets (10/3/21). Made his first career start and registered his first career sack against New Orleans (11/14/21).

- At N.Y. Jets (10/3), saw action in his first NFL contest as a reserve on the defensive front.
- Against Buffalo (10/18), saw action as a reserve on the defensive front and registered three tackles. Teamed with Harold Landry III to stuff Josh Allen for no gain on a rush up the middle in the third quarter.
- Against Kansas City (10/24), played as a reserve on the defensive front and collected three tackles.
- At Indianapolis (10/31), saw action as a reserve on the defensive front and posted three tackles.
- At L.A. Rams (11/7), played as a reserve on the defensive line and tallied two tackles. Stuffed Darrell Henderson Jr. for no gain on a rush up the middle in the third quarter.
- Against New Orleans (11/14), made his first career NFL start at defensive tackle and collected his first career sack to go along with a quarterback pressure. Dropped Trevor Siemian for a seven-yard loss in the first quarter for his first career NFL sack.
- Against Houston (11/21), saw action as a reserve on the defensive front and totaled three tackles, including a stop for loss. Stonewalled David Johnson for a one-yard loss on a rush up the middle in the third quarter.
- At New England (11/28), played as a reserve on the defensive front and recorded a half sack. Combined with Derick Roberson to sack Mac Jones

for a 10-yard loss in the final stanza.

- At Pittsburgh (12/19), started at nose tackle and notched four tackles, including a sack, another stop for loss and a quarterback pressure. Dropped Ben Roethlisberger for a five-yard sack in the opening stanza. Stuffed Najee Harris for a three-yard loss on a rush up the middle in the fourth quarter.
- Against San Francisco (12/23), started at nose tackle and tallied five tackles with a pass defended and a quarterback pressure. Deflected a pass intended for Deebo Samuel in the second stanza. Combined with Harold Landry III to stuff Jeff Wilson Jr. for no gain on a rush up the middle in the third quarter.
- Against Miami (1/2), started at nose tackle and notched two tackles with a pass defended. Batted down a pass intended for Isaiah Ford in the third quarter.
- Against Cincinnati (1/22), started at nose tackle in his postseason debut and registered two tackles, including a half sack and two quarterback pressures. Combined with Denico Autry to drop Joe Burrow for a three-yard sack on the Bengals' first play from scrimmage.

## COLLEGE:

- Appeared in 46 games with five starts on the defensive line over four seasons at Michigan State (2017-20) and totaled 78 tackles, 12.5 tackles for loss, three sacks, three passes defended, one forced fumble and one fumble recovery over his career.
- As a senior (2020), saw action in all seven games and made four starts. Recorded 24 tackles, a career-high five stops for loss, one pass defended and one fumble recovery.
- As a junior (2019), played in all 13 games and made one start. Tallied 15 tackles, one tackle for loss and one sack.
- As a sophomore (2018), appeared in 13 games and notched a career-best 26 tackles, 4.5 tackles for loss, two sacks, one pass defended and one forced fumble.
- As a redshirt freshman (2017), saw action in all 13 games and posted 13 tackles, two tackles for loss and one pass defended.
- As a freshman (2016), redshirted.
- Graduated from Michigan State with a degree in advertising management.

## PERSONAL:

- Attended Evanston Township (Ill.) High School where he was named to USA Today's All-USA Illinois first team and selected to the Pioneer Press all-area second team in 2015.
- Rated as the No. 22 defensive tackle by Scout, No. 23 by 247Sports, No. 24 by Rivals and No. 31 by ESPN.
- Also lettered in basketball.
- Son of Emil Jones and the late Germaine Thomas and has two sisters, Skye and Lauryn.
- Follow Jones on Twitter @thealmightynay and on Instagram @almighty93\_\_.
- Born Naquan Jones on Feb. 5, 1998 in Evanston, Ill.

## NAQUAN JONES' GAME-BY-GAME

### 2021 Tennessee Titans

Date	Opp	W/L	P/S	Tot	Solo	Asst	Sk	- Yds	QBP	TFL	Int - Yds	-TD	PD	FF	FR - Yds	SpT
Sept 12	Ari	L	PS													
Sept 19	@ Sea	W	PS													
Sept 26	Ind	W	IA													
Oct 3	@ NYJ	L	p	0	0	0	0.0	0.0	0	0	0	0	0	0	0	0
Oct 10	@ Jax	W	p	0	0	0	0.0	0.0	0	0	0	0	0	0	0	0
Oct 18	Buf	W	p	3	3	0	0.0	0.0	0	0	0	0	0	0	0	0
Oct 24	KC	W	p	3	0	3	0.0	0.0	0	0	0	0	0	0	0	0
Oct 31	@ Ind	W	p	3	3	0	0.0	0.0	0	0	0	0	0	0	0	0
Nov 7	@ LAR	W	p	2	1	1	0.0	0.0	0	0	0	0	0	0	0	0
Nov 14	NO	W	S	1	1	0	1.0	7.0	1	1	0	0	0	0	0	0
Nov 21	Hou	L	p	3	2	1	0.0	0.0	0	1	0	0	0	0	0	0
Nov 28	@ NE	L	p	1	0	1	0.5	5.0	1	0	0	0	0	0	0	0
Dec 12	Jax	W	S	2	0	2	0.0	0.0	0	0	0	0	0	0	0	0
Dec 19	@ Pit	L	S	4	3	1	1.0	5.0	1	2	0	0	0	0	0	0
Dec 23	SF	W	S	5	3	2	0.0	0.0	1	0	0	0	1	0	0	0
Jan 2	Mia	W	S	2	2	0	0.0	0.0	0	0	0	0	1	0	0	0
Jan 9	@ Hou	W	IA													
<b>Totals</b>		<b>12-5</b>	<b>13/5</b>	<b>29</b>	<b>18</b>	<b>11</b>	<b>2.5</b>	<b>17.0</b>	<b>4</b>	<b>4</b>	<b>0</b>	<b>0</b>	<b>2</b>	<b>0</b>	<b>0</b>	<b>0</b>
<b>Playoffs</b>																
Jan 22	Cin	L	S	2	0	2	0.5	1.5	2	0	0	0	0	0	0	0
<b>Totals</b>		<b>0-1</b>	<b>1/1</b>	<b>2</b>	<b>0</b>	<b>2</b>	<b>0.5</b>	<b>1.5</b>	<b>2</b>	<b>0</b>	<b>0</b>	<b>0</b>	<b>0</b>	<b>0</b>	<b>0</b>	<b>0</b>

### 2022 Tennessee Titans

Date	Opp	W/L	P/S	Tot	Solo	Asst	Sk	- Yds	QBP	TFL	Int - Yds	-TD	PD	FF	FR - Yds	SpT
Sept 11	NYG	L	IA													
Sept 19	@ Buf															
Sept 25	LV															
Oct 2	@ Ind															
Oct 9	@ Was															
Oct 23	Ind															
Oct 30	@ Hou															
Nov 6	@ KC															
Nov 13	Den															
Nov 17	@ GB															
Nov 27	Cin															
Dec 4	@ Phi															
Dec 11	Jax															
Dec 18	@ LAC															
Dec 24	Hou															
Dec 29	Dal															
Jan 7/8	@ Jax															
<b>Totals</b>		<b>0-1</b>	<b>0/0</b>	<b>0</b>	<b>0</b>	<b>0</b>	<b>0.0</b>	<b>0.0</b>	<b>0</b>	<b>0</b>	<b>0</b>	<b>0</b>	<b>0</b>	<b>0</b>	<b>0</b>	<b>0</b>

## NAQUAN JONES' NFL STATISTICS

### REGULAR SEASON

Year	Team	GP GS		TACKLES							INTERCEPTIONS					FUMBLES			
				Tot	Solo	Asst	Sk	Yds	QBP	TFL	No	Yds	Lg	TD	PD	FF	FR	Yds	SpT
2021	Tennessee	13	5	29	18	11	2.5	17.0	4	4	0	0	0	0	2	0	0	0	0
2022	Tennessee	0	0	0	0	0	0.0	0.0	0	0	0	0	0	0	0	0	0	0	0
<b>NFL Totals</b>		<b>13</b>	<b>5</b>	<b>29</b>	<b>18</b>	<b>11</b>	<b>2.5</b>	<b>17.0</b>	<b>4</b>	<b>4</b>	<b>0</b>	<b>0</b>	<b>0</b>	<b>0</b>	<b>2</b>	<b>0</b>	<b>0</b>	<b>0</b>	<b>0</b>

### PLAYOFFS

Year	Team	GP GS		TACKLES							INTERCEPTIONS					FUMBLES			
				Tot	Solo	Asst	Sk	Yds	QBP	TFL	No	Yds	Lg	TD	PD	FF	FR	Yds	SpT
2021	Tennessee	1	1	2	0	2	0.5	1.5	2	0	0	0	0	0	0	0	0	0	0
<b>NFL Totals</b>		<b>1</b>	<b>1</b>	<b>2</b>	<b>0</b>	<b>2</b>	<b>0.5</b>	<b>1.5</b>	<b>2</b>	<b>0</b>	<b>0</b>	<b>0</b>	<b>0</b>	<b>0</b>	<b>0</b>	<b>0</b>	<b>0</b>	<b>0</b>	<b>0</b>

### Single-Game Highs

Tackles - 5 vs. San Francisco (12/23/21)  
 Sacks - 1 (Twice, last at Pittsburgh 12/19/21)  
 Tackles For Loss - 2 at Pittsburgh (12/19/21)  
 Quarterback Pressures - 1 (Four times, last at vs. San Francisco 12/23/21)  
 Passes Defensed - 1 (Twice, last vs. Miami 1/2/22)

### Playoff Single-Game Highs

Tackles - 2 vs. Cincinnati (1/22/22)  
 Sacks - 0.5 vs. Cincinnati (1/22/22)  
 Quarterback Pressures - 2 vs. Cincinnati (1/22/22)



# 28 JOSHUA KALU

DEFENSIVE BACK • 6'0" • 203 LBS • COLLEGE: NEBRASKA

ACQUIRED: FREE AGENT - 2022

NFL EXPERIENCE (NFL/TITANS): 4/3 • HOMETOWN: HOUSTON, TEXAS

GAMES PLAYED/GAMES STARTED: 29/0 (PLAYOFFS: 4/0)



**PRO:** The Titans originally signed Joshua Kalu as a rookie free agent following the 2018 NFL Draft. The 6-foot, 203-pounder is a versatile defensive back that can line up at safety or cornerback in the secondary. The University of Nebraska product spent the first 12 weeks of the 2018 season on the Titans' practice squad before being signed to the active roster on Dec. 1, 2018. He began 2019 on injured reserve before being activated and appearing in the final eight games and all three postseason contests as a reserve and on special teams. In 2020, Kalu appeared in a career-high 15 games and collected a career-best eight special teams tackles. He signed as a free agent with the N.Y. Giants in 2021, but missed the entire campaign after being placed on injured reserve.

## CAREER HIGHLIGHTS:

- In Week 10 of 2019 against Kansas City, Kalu secured the victory by coming off the edge and blocking Harrison Butker's potential game-tying 52-yard field goal as time expired.
- In 2018, made his NFL debut and appeared in five games during his rookie season.

## TITANS TIDBITS:

- In the 2019 offseason during the COVID-19 pandemic, Kalu spent time giving back to his hometown of Houston, Texas. He partnered with local restaurants and hand-delivered free meals to healthcare workers fighting the pandemic.
- Kalu was heavily involved in the Lincoln community while at Nebraska. He was named to the Brook Berringer Citizenship Team and the Tom Osborne Citizenship Team as a sophomore, junior and senior.

## CAREER TRANSACTIONS:

- The Houston, Texas, native was signed by the Titans as an undrafted free agent on May 11, 2018.
- Waived by the Titans on Aug. 12, 2018.
- Signed by the Titans as a free agent on Aug. 20, 2018.
- Waived by the Titans on Sept. 1, 2018 and signed to the team's practice squad a day later.
- Signed by the Titans to their active roster from the practice squad on Dec. 1, 2018.
- Signed by the N.Y. Giants as an unrestricted free agent on March 31, 2021.
- Signed by the Titans as a free agent on July 23, 2022.

## SEASON RECAPS:

### 2022 (1/0 - Tennessee):

- Against N.Y. Giants (9/11), played as a reserve at safety and posted a tackle.

**2021 (0/0 - N.Y. Giants):** Missed the entire season after being placed on injured reserve on Aug. 16.

**2020 (15/0, 1/0 - Tennessee):** Played in 15 games as a reserve and tied for second on the team with eight special teams tackles. Registered eight tackles and a forced fumble as a safety. Was inactive for one contest. Saw action as a reserve in the postseason contest. Led or tied for the team lead in special teams tackles four times in 2020 (at MIN, vs. CHI, vs. IND, vs. DET).

- At Denver (9/14), played as a reserve on special teams and saw limited snaps in the secondary where he collected a tackle and a forced fumble. On the final play of the first half, forced a Jerry Jeudy fumble that went out

of bounds.

- Against Jacksonville (9/20), saw action as a reserve on special teams and pounced on a squib kick late in the second quarter allowing the Titans to get into field goal range to convert a 51-yard field goal as time expired in the first half.
- At Minnesota (9/27), tied for the team lead with a special teams tackle on coverage units.
- Against Buffalo (10/13), registered a special teams tackle on coverage units.
- Against Chicago (11/8), led the team with a career-high three special teams tackles on coverage units.
- Against Indianapolis (11/12), collected a special teams tackle on coverage units.
- At Baltimore (11/22), saw significant action as a reserve at safety and totaled a career-high four tackles.
- At Jacksonville (12/13), played significant snaps as a reserve at safety and notched a tackle.
- Against Detroit (12/20), saw significant action as a reserve at safety and produced two tackles. Led the team with two special teams tackles on coverage units.

**2019 (8/0, 3/0 - Tennessee):** Saw action in eight games as a reserve and posted two tackles, three special teams stops and a blocked field goal. Placed on injured reserve on Sept. 2, 2019 where he spent the first eight weeks of the season. Activated from injured reserve/designated to return on Nov. 2, 2019. Played in all three postseason contests and collected a special teams fumble recovery. Tied for the team lead in passes defended once in 2019 (at HOU). Tied for the team lead in special teams tackles once in 2019 (at OAK).

- At Carolina (11/3), made his season debut as a reserve on special teams and collected a tackle on coverage units.
- Against Kansas City (11/10), played as a reserve on special teams. Secured the victory by coming off the edge and blocking Harrison Butker's potential game-tying 52-yard field goal as time expired.
- Against Jacksonville (11/24), saw action as a reserve at cornerback in the fourth quarter and notched two tackles.
- At Oakland (12/8), saw action as a reserve on special teams and tied for the team lead with a special teams tackle on coverage units.
- Against New Orleans (12/22), saw action as a reserve on special teams and registered a tackle on coverage units.
- At Houston (12/29), played as a reserve on special teams and limited snaps late in the game at safety. Broke up a pass intended for Steven Mitchell Jr. late in the fourth quarter.
- At New England (1/4), made his postseason debut as a reserve on special teams and sealed the victory with a special teams fumble recovery on the Patriots' last-ditch kickoff return to end the game.

**2018 (5/0 - Tennessee):** Played in five contests as a rookie and collected four special teams tackles on coverage units. Spent the first 11 games of the season on the team's practice squad before being elevated to the active roster. Tied for the team lead in special teams tackles once in 2018 (vs. IND). Saw action in his first career NFL game against N.Y. Jets (12/2/18).

- Against N.Y. Jets (12/2), made his NFL debut as a reserve on special teams.
- Against Jacksonville (12/6), played as a reserve on special teams and notched a tackle on coverage units.
- At N.Y. Giants (12/16), saw action as a reserve on special teams and collected two tackles on coverage units.
- Against Indianapolis (12/30), saw action as a reserve on special teams



and tied for the team lead with a tackle on coverage units.

#### COLLEGE:

- Played in 48 games with 37 starts at cornerback and safety over four seasons at Nebraska. Totaled 215 tackles, two sacks, 27 passes defended, seven interceptions for 78 yards and a score, three forced fumbles and one fumble recovery. His 27 passes defended rank tied for seventh in Cornhusker history and his 215 career tackles rank fifth all-time among Nebraska defensive backs and among the top 30 overall tacklers in Cornhusker history.
- As a senior (2017), started nine games at safety while missing three contests due to injury. Finished with 47 tackles which was fifth-best on the team and also recorded two interceptions for 32 yards, six passes defended and one forced fumble. Named to the Academic All-Big Ten list.
- As a junior (2016), started all 13 games at cornerback and totaled 66 tackles, three tackles for loss, a sack, a team-leading 11 passes defended and one interception.
- As a sophomore (2015), started all 13 games at cornerback and nickel back and tallied 75 tackles, five tackles for loss, a sack, a team-leading seven passes defended and added three interceptions for 41 yards and a touchdown. Earned Honorable-Mention All-Big Ten accolades by the conference's coaches.
- As a freshman (2014), appeared in all 13 games with two starts and posted 27 tackles, three passes defended, one interception and two forced fumbles.
- Graduated from Nebraska with a degree in child, youth and family studies in 2017.

#### PERSONAL:

- Attended Alief Taylor (Texas) High School and earned Houston Chronicle All-Greater Houston first-team honors as a senior. Helped Alief Taylor to the second round of the Class 5A Division 1 state playoffs in 2013.
- Also participated in track and basketball.
- Son of Elekwachi and Prisca Kalu.
- Follow Kalu on Twitter and Instagram at @BluesKalus.
- Born Joshua Elekwachi Kalu on Aug. 28, 1995 in Houston, Texas.

## JOSHUA KALU'S GAME-BY-GAME

### 2018 Tennessee Titans

Date	Opp	W/L	P/S	Tot Solo Asst	Sk - Yds	QBP	TFL	Int- Yds	TD	PD	FF	FR- Yds	SpT
Sept 9	@ Mia	L	PS										
Sept 16	Hou	W	PS										
Sept 23	@ Jax	W	PS										
Sept 30	Phi	W	PS										
Oct 7	@ Buf	L	PS										
Oct 14	Bal	L	PS										
Oct 21	@ LAC	L	PS										
Nov 5	@ Dal	W	PS										
Nov 11	NE	W	PS										
Nov 18	@ Ind	L	PS										
Nov 26	@ Hou	L	PS										
Dec 2	NYJ	W	p	0	0	0	0.0	0.0	0	0	0	0	0
Dec 6	Jax	W	p	0	0	0	0.0	0.0	0	0	0	0	1
Dec 16	@ NYG	W	p	0	0	0	0.0	0.0	0	0	0	0	2
Dec 22	Was	W	p	0	0	0	0.0	0.0	0	0	0	0	0
Dec 30	Ind	L	p	0	0	0	0.0	0.0	0	0	0	0	1
Totals		9-7	5/0	0	0	0	0.0	0.0	0	0	0	0	4

### 2019 Tennessee Titans

Date	Opp	W/L	P/S	Tot Solo Asst	Sk - Yds	QBP	TFL	Int- Yds	TD	PD	FF	FR- Yds	SpT
Sept 8	@ Cle	W	IR										
Sept 15	Ind	L	IR										
Sept 19	@ Jax	L	IR										
Sept 29	@ Atl	W	IR										
Oct 6	Buf	L	IR										
Oct 13	@ Den	L	IR										
Oct 20	LAC	W	IR										
Oct 27	TB	W	IR										
Nov 3	@ Car	L	p	0	0	0	0.0	0.0	0	0	0	0	1
Nov 10	KC	W	p	0	0	0	0.0	0.0	0	0	0	0	0
Nov 24	Jax	W	p	2	2	0	0.0	0.0	0	0	0	0	0
Dec 1	@ Ind	W	p	0	0	0	0.0	0.0	0	0	0	0	0
Dec 8	@ Oak	W	p	0	0	0	0.0	0.0	0	0	0	0	1
Dec 15	Hou	L	p	0	0	0	0.0	0.0	0	0	0	0	0
Dec 22	NO	L	p	0	0	0	0.0	0.0	0	0	0	0	1
Dec 29	@ Hou	W	p	0	0	0	0.0	0.0	0	1	0	0	0
Totals		9-7	8/0	2	2	0	0.0	0.0	0	0	0	0	3
Playoffs													
Jan 4	@ NE	W	p	0	0	0	0.0	0.0	0	0	0	0	0
Jan 11	@ Bal	W	p	0	0	0	0.0	0.0	0	0	0	0	0
Jan 19	@ KC	L	p	0	0	0	0.0	0.0	0	0	0	0	0
Totals		2-1	3/0	0	0	0	0.0	0.0	0	0	0	0	0

### 2020 Tennessee Titans

Date	Opp	W/L	P/S	Tot Solo Asst	Sk - Yds	QBP	TFL	Int- Yds	TD	PD	FF	FR- Yds	SpT
Sept 14	@ Den	W	p	1	1	0	0.0	0.0	0	0	0	0	0
Sept 20	Jax	W	p	0	0	0	0.0	0.0	0	0	0	0	0
Sept 27	@ Min	W	p	0	0	0	0.0	0.0	0	0	0	0	1
Oct 13	Buf	W	p	0	0	0	0.0	0.0	0	0	0	0	1
Oct 18	Hou	W	p	0	0	0	0.0	0.0	0	0	0	0	0
Oct 25	Pit	L	IA										
Nov 1	@ Cin	L	p	0	0	0	0.0	0.0	0	0	0	0	0
Nov 8	Chi	W	p	0	0	0	0.0	0.0	0	0	0	0	3
Nov 12	Ind	L	p	0	0	0	0.0	0.0	0	0	0	0	1
Nov 22	@ Bal	W	p	4	3	1	0.0	0.0	0	0	0	0	0
Nov 29	@ Ind	W	p	0	0	0	0.0	0.0	0	0	0	0	0
Dec 6	Cle	L	p	0	0	0	0.0	0.0	0	0	0	0	0
Dec 13	@ Jax	W	p	1	1	0	0.0	0.0	0	0	0	0	0
Dec 20	Det	W	p	2	2	0	0.0	0.0	0	0	0	0	2
Dec 27	@ GB	L	p	0	0	0	0.0	0.0	0	0	0	0	0
Jan 3	@ Hou	W	p	0	0	0	0.0	0.0	0	0	0	0	0
Totals		11-5	15/0	8	7	1	0.0	0.0	0	0	0	0	8

### Playoffs

Jan 10	Bal	L	p	0	0	0	0.0	0.0	0	0	0	0	0
Totals		0-1	1/0	0	0	0	0.0	0.0	0	0	0	0	0

### 2022 Tennessee Titans

Date	Opp	W/L	P/S	Tot Solo Asst	Sk - Yds	QBP	TFL	Int- Yds	TD	PD	FF	FR- Yds	SpT
Sept 11	NYG	L	p	1	1	0	0.0	0.0	0	0	0	0	0
Sept 19	@ Buf												
Sept 25	LV												
Oct 2	@ Ind												
Oct 9	@ Was												
Oct 23	Ind												
Oct 30	@ Hou												
Nov 6	@ KC												
Nov 13	Den												
Nov 17	@ GB												
Nov 27	Cin												
Dec 4	@ Phi												
Dec 11	Jax												
Dec 18	@ LAC												
Dec 24	Hou												
Dec 29	Dal												
Jan 7/8	@ Jax												
Totals		0-1	1/0	1	1	0	0.0	0.0	0	0	0	0	0

## JOSHUA KALU'S NFL STATISTICS

REGULAR SEASON		TACKLES									INTERCEPTIONS					FUMBLES			
Year	Team	GP	GS	Tot	Solo	Asst	Sk	Yds	QBP	TFL	No	Yds	Lg	TD	PD	FF	FR	Yds	SpT
2018	Tennessee	5	0	0	0	0	0.0	0.0	0	0	0	0	0	0	0	0	0	0	4
2019	Tennessee	8	0	2	2	0	0.0	0.0	0	0	0	0	0	0	1	0	0	0	3
2020	Tennessee	15	0	8	7	1	0.0	0.0	0	0	0	0	0	0	0	1	0	0	8
2021	N.Y. Giants	0	0	Injured Reserve															
2022	Tennessee	1	0	1	1	0	0.0	0.0	0	0	0	0	0	0	0	0	0	0	0
NFL Totals		29	0	11	10	1	0.0	0.0	0	0	0	0	0	0	1	1	0	0	15

PLAYOFFS		TACKLES									INTERCEPTIONS					FUMBLES			
Year	Team	GP	GS	Tot	Solo	Asst	Sk	Yds	QBP	TFL	No	Yds	Lg	TD	PD	FF	FR	Yds	SpT
2019	Tennessee	3	0	0	0	0	0.0	0.0	0	0	0	0	0	0	0	0	0	0	0
2020	Tennessee	1	0	0	0	0	0.0	0.0	0	0	0	0	0	0	0	0	0	0	0
NFL Totals		4	0	0	0	0	0.0	0.0	0	0	0	0	0	0	0	0	0	0	0

### Single-Game Highs

Tackles - 4 at Baltimore (11/22/20)  
 Passes Defensed - 1 at Houston (12/29/19)  
 Forced Fumble - 1 at Denver (9/14/20)  
 Special Teams Tackles - 3 vs. Chicago (11/8/20)

### Additional Statistics

Blocked Field Goal - 1 vs. Kansas City (11/10/19)  
 Kickoff Returns - 1 for 2 yards vs. Jacksonville (9/20/20)


### Additional Playoff Statistics

Special Teams Fumble Recovery - 1 at New England (1/4/20)



# 62 COREY LEVIN

**CENTER/GUARD • 6'4" • 307 LBS • COLLEGE: CHATTANOOGA**  
**ACQUIRED: FREE AGENT - 2021 • NFL EXPERIENCE (NFL/TITANS): 4/4**  
**HOMETOWN: DACULA, GA.**  
**GAMES PLAYED/GAMES STARTED: 29/1 (PLAYOFFS: 1/0)**



**PRO:** The Titans originally selected Corey Levin with the 34th pick of the sixth round (217th overall) of the 2017 NFL Draft. He re-joined the Titans in 2021 after being claimed off waivers from the N.Y. Jets. The 6-foot-4-inch, 307-pounder has the versatility to play along the offensive line at both guard and center. A native of Dacula, Ga., Levin has also spent time with the Denver Broncos, Chicago Bears and New England Patriots.

## TITANS TIDBITS:

- Levin is the first member of his immediate family to graduate from college.
- A multi-sport athlete in high school, Levin also competed in baseball as a pitcher and third baseman.
- A four-year starter at Chattanooga, Levin first began playing football at age five.

## CAREER TRANSACTIONS:

- The Dacula, Ga., native was selected by the Titans in the sixth round (217th overall) of the 2017 NFL Draft.
- Waived by the Titans on Aug. 31, 2019.
- Claimed off waivers by the Denver Broncos on Sept. 1, 2019.
- Waived by the Broncos on Sept. 14, 2019 and signed to the team's practice squad three days later.
- Signed by the Chicago Bears to their active roster from the Broncos' practice squad on Nov. 30, 2019.
- Released by the Bears on Sept. 9, 2020.
- Signed by the New England Patriots to their practice squad on Sept. 9, 2020.
- Released by the Patriots from their practice squad on Sept. 11, 2020.
- Signed by the N.Y. Jets as a free agent on April 8, 2021.
- Released by the Jets on Aug. 30, 2021.
- Claimed off waivers by the Titans on Sept. 1, 2021.
- Released by the Titans on Sept. 6, 2021 and signed to the team's practice squad two days later.
- Signed by the Titans to their active roster from the practice squad on Oct. 8, 2021.

## SEASON RECAPS:

### 2022 (1/0 - Tennessee):

- Against N.Y. Giants (9/11), saw action as a reserve on special teams.

**2021 (12/0, 1/0 - Tennessee):** Saw action as a reserve in 12 games. Spent the first four weeks of the season on the team's practice squad. Dressed but did not play in one game. Played as a reserve in the postseason contest.

- At Jacksonville (10/10), entered the game at left guard in the third quarter after Rodger Saffold left the contest with an injury.
- Against Houston (11/21), saw limited action as a reserve on special teams and one snap as an extra tight end.
- At New England (11/28), played as a reserve at center for the final series.
- Against Cincinnati (1/22), made his postseason debut as a reserve on special teams.

**2020 (0/0 - New England):** Spent two days on the Patriots' practice squad.

**2019 (0/0 - Denver; 0/0 - Chicago):** Was inactive for the regular season opener with the Broncos and then spent the next 10 weeks on the team's practice squad. Signed by the Bears to their active roster from the Broncos' practice squad. Was inactive for three contests and did not play in the regular season finale for the Bears.

**2018 (16/1 - Tennessee):** Played in all 16 games with a start at left guard. Saw action in his first career NFL game at Miami (9/9/18). Made his first career NFL start at L.A. Chargers in London (10/21/18).

- At Miami (9/9), made his NFL debut as a reserve on special teams.
- At Jacksonville (9/23), saw action as a reserve for two snaps at left guard when Quinton Spain left the game briefly.
- Against Baltimore (10/14), entered the game as a reserve at left guard after Quinton Spain left the contest in the third quarter with an injury.
- At Los Angeles Chargers in London (10/21), made his first career NFL start at left guard and helped block for Titans' ball carriers to gain 164 yards on the ground.
- Against N.Y. Jets (12/2), entered the game at the start of the third quarter at center.
- Against Jacksonville (12/6), played limited snaps as a reserve at center.
- Against Washington (12/22), played limited snaps as an extra offensive lineman and on special teams.
- Against Indianapolis (12/30), entered the game late in the fourth quarter at left guard after Quinton Spain left the contest with an injury.

**2017 (0/0, 0/0 - Tennessee):** Did not play in two games and was inactive for 14 contests. Was inactive for both postseason games.

- Against Baltimore (11/5), suited up but did not play.
- Against Cincinnati (11/12), did not play.

## COLLEGE:

- In four seasons at Chattanooga (2013-16), Levin appeared in 52 career games with 51 starts, 45 of which were consecutive. A three-year starter on the offensive line, Levin proved his versatility making starts at left guard and at both left and right tackle. Three of Chattanooga's top five rushing totals in school history came with Levin starting on the offensive line, and he is one of only five three-time All-Americans in school history.
- As a senior (2016), started all 13 games with 12 coming at left guard and one at right tackle. Named first-team All-American by the American Football Coaches Association and earned second-team All-American honors from the Associated Press. Also named first team All-SoCon by the league's coaches and media for the second consecutive year.
- As a junior (2015), started all 13 games with seven starts at left tackle and six at left guard. Named first-team All-American by the AFCA and second-team All-American by the Associated Press. Earned the Jacobs Blocking Award for the second consecutive year and became the first player in Chattanooga history to win that honor twice.
- As a sophomore (2014), started all 14 games with three starts at left tackle and 11 at left guard. Earned the Jacobs Blocking Award given to the top offensive lineman in the Southern Conference and was the first Moc to win the award since 1983. Named first-team All-SoCon by the league's coaches and media and earned third-team All-American honors by Sports Network.
- As a redshirt freshman (2013), appeared in all 12 games with 11 starts at left tackle. Named to the Southern Conference All-Freshman Team as well as the College Sports Journal FCS National All-Freshman Second Team.
- As a freshman (2012), redshirted.
- Graduated from Chattanooga in December 2016 with a degree in exercise science.

## PERSONAL:

- Attended Dacula (Ga.) High School where he was named team captain and made the Gwinnett County All-Star team.
- Son of Grant and Linda Levin.

- Has three older sisters, Jennifer, Heather and Tiffany.
- His late father, Grant, played golf at Florida International.
- List of favorites: (TV shows) "Shameless" and "True Detective: Season 1"; (movie) "Varsity Blues"; (musician) Travis Scott; (athlete as a child) Ed Reed; and (food) pizza.
- Follow Levin on Twitter and Instagram at @Coreylevin62.
- Born Corey Michael Levin on Aug. 12, 1994 in Dacula, Ga.

## COREY LEVIN'S NFL STATISTICS

### REGULAR SEASON

Year	Team	GP	GS
2017	Tennessee	0	0
2018	Tennessee	16	1
2019	DEN/CHI	0	0
2020	New England	Prac Squad	
2021	Tennessee	12	0
2022	Tennessee	1	0
<b>NFL Totals</b>		<b>29</b>	<b>1</b>

### PLAYOFFS

Year	Team	GP	GS
2017	Tennessee	0	0
2021	Tennessee	1	0
<b>NFL Totals</b>		<b>1</b>	<b>0</b>

### Starts Breakdown:

2018 - LG 1

### Additional Career Statistics

Tackles - 1 (2018)





# 77 TAYLOR LEWAN

**TACKLE • 6'7" • 309 LBS • COLLEGE: MICHIGAN**

**ACQUIRED: 1ST ROUND - 2014 • NFL EXPERIENCE (NFL/TITANS): 9/9**

**HOMETOWN: CAVE CREEK, ARIZ.**

**GAMES PLAYED/GAMES STARTED: 104/99 (PLAYOFFS: 6/6)**



**Pro Bowl: 2016, 2017, 2018**

**PRO:** With the 11th overall selection in the 2014 NFL Draft, the Titans selected former Michigan left tackle Taylor Lewan (pronounced leh-WAHN). The 6-foot-7-inch, 309-pound lineman is considered one of the top tackles in the NFL, evidenced by his Pro Bowl berths following the 2016, 2017 and 2018 campaigns. An outgoing personality off the field, he is tenacious and aggressive on it. At Michigan, he was a four-year starter, anchoring the line at left tackle for 48 career starts. Lewan became the first offensive tackle selected by the Titans/Oilers in the first round since tackle Brad Hopkins (13th overall) in 1993.

## CAREER HIGHLIGHTS:

- From 2014 through 2021, Lewan totaled 98 career starts, which ranked ninth for the organization during its "Titans era" (since 1999). Among Titans offensive linemen, only Michael Roos (148), Benji Olson (139), David Stewart (116) and Brad Hopkins (101) had more starts than Lewan from 1999 through 2021.
- In 2021, Lewan returned from a season-ending injury in 2020 to start in 13 games. He helped the Titans finish fifth in the NFL in rushing (141.4 rushing yards per game), marking the fifth time during his career in Tennessee that the offense ranked in the top five in rushing.
- In 2019, Lewan helped open holes for Derrick Henry to lead the NFL with 1,540 rushing yards.
- In 2018, Lewan was selected to his third consecutive Pro Bowl after starting 15 games at left tackle.
- In 2017, Lewan was named to his second Pro Bowl after starting every game at left tackle for the second consecutive season. He became the team's first offensive lineman to make multiple Pro Bowls since center Kevin Mawae from 2008–2009.
- In 2016, Lewan was named to his first career Pro Bowl after starting all 16 games at left tackle and blocking for the NFL's third-ranked rushing attack which averaged 136.7 rush yards per game.
- Lewan was named the Big Ten Conference Offensive Lineman of the Year in 2012 and 2013.
- At the conclusion of the 2011 season, during which Lewan helped pave the way for a pair of 1,000-yard rushers (Denard Robinson and Fitzgerald Toussaint), the Wolverines scored an overtime victory over Virginia Tech in the Sugar Bowl.

## TITANS TIDBITS:

- Lewan is the co-founder of the popular podcast Bussin' With The Boys with former teammate Will Compton. The two friends host guests on an old Monte Carlo Budweiser bus and discuss a wide range of football and non-football-related topics.
- Lewan owns a taxidermied beaver named Steve. The fedora-donning stuffed rodent, who was a gift from Lewan's wife, Taylin, makes appearances around the Titans locker room, often appearing at the locker of an unsuspecting rookie.
- Lewan chose to wear jersey number 77 at Michigan and then at the pro level because of the legacy of Wolverine tackles who have donned the number, including Jake Long and Jon Jansen.
- Lewan has a mustache tattooed on his right index finger and a stick figure tattooed on the outside edge of his right hand that he calls his "right-hand man."
- One of Lewan's close friends is former Carolina Panthers defensive end Craig Roh. The two played together as high school seniors and then went to Michigan at the same time.
- At the 2014 NFL Scouting Combine, Lewan ran the 40-yard dash in 4.87

seconds, beating all other offensive linemen in his class and clocking the fourth-fastest time among offensive linemen from 2010–14. He also ranked among the top offensive linemen at the 2014 combine in the broad jump (first at nine feet, nine inches), vertical jump (tied for third at 30.5 inches) and three-cone drill (fourth at 7.39 seconds).

- Lewan and his college roommates once owned a pig named Dr. Hamlet III.

## CAREER TRANSACTIONS:

- A native of Cave Creek, Ariz., Lewan was selected by the Titans in the first round (11th overall) of the 2014 NFL Draft.

## SEASON RECAPS:

### 2022 (1/1):

- Against N.Y. Giants (9/11), started at left tackle and was a part of an offensive line that allowed just one sack for zero yards on 33 pass attempts.

**2021 (13/13, 1/1):** Started 13 games at left tackle and blocked for the NFL's fifth-ranked rushing attack. Was inactive for three contests and did not play in another game. Started the postseason contest at left tackle.

- Against Indianapolis (9/26), started at left tackle and blocked for Titans' rushers to gain 180 yards on the ground.
- At Jacksonville (10/10), started at left tackle and helped block for Derrick Henry to amass 130 yards on the ground with three rushing touchdowns.
- Against Buffalo (10/18), started at left tackle and was a part of an offensive front that did not allow a sack on 29 pass attempts. Helped open holes for Derrick Henry to amass 143 rushing yards and three scores on 23 carries. Left the game late in the second quarter with an injury.
- At New England (11/28), started at left tackle and opened holes for Titans ball carriers to amass 270 yards on the ground, including two 100-yard rushers.
- Against Jacksonville (12/12), started at left tackle in his 100th career regular season game.
- At Pittsburgh (12/19), started at left tackle and helped block for Titans' ball carriers to amass 201 rushing yards.
- Against Miami (1/2), started at left tackle and helped open holes for Titans' ball carriers to gain 198 yards on the ground with two rushing scores.
- At Houston (1/9), started at left tackle and helped block for an offense that registered 405 total yards while only allowing one sack on 32 pass attempts.
- Against Cincinnati (1/22), started at left tackle and helped open holes for Titans' rushers to amass 140 yards on the ground on 27 carries.

**2020 (5/5, 0/0):** Started the first five games of the season at left tackle. Placed on injured reserve on Oct. 19 and missed the final 11 regular season games and the postseason contest.

- At Denver (9/14), started at left tackle and was a part of an offensive front that allowed the Titans to amass 377 total yards. Member of a line that allowed just one sack on 43 pass attempts.
- Against Jacksonville (9/20), started at left tackle and helped the offense post 354 total yards.
- Against Buffalo (10/13), started at left tackle and was a part of an offensive line that blocked for Titans' rushers to gain 139 yards on the ground while not allowing a sack on 28 pass attempts.
- Against Houston (10/18), started at left tackle but left the game in the third quarter with an injury. Helped the offense become the first unit in NFL history to have a passer reach 350 yards (364 by Ryan Tannehill) and a rusher reach 200 yards (212 by Derrick Henry) in a game.

**2019 (12/12, 3/3):** Started 12 games at left tackle and helped Derrick Henry lead the NFL with 1,540 rushing yards. Was suspended by the NFL for the first four games of the season. Started all three postseason contests at left tackle.

- Against Buffalo (10/6), returned to the lineup as a starter at left tackle.
- Against L.A. Chargers (10/20), started at left tackle and helped the offense amass 403 total yards.
- Against Kansas City (11/10), started at left tackle and helped open holes for Titans' rushers to gain 225 yards on the ground.
- Against Jacksonville (11/24), started at left tackle and blocked for Titans' ball carriers to gain 219 rushing yards.
- At Indianapolis (12/1), started at left tackle and helped open holes for Derrick Henry to collect 149 rushing yards on 26 carries.
- At Oakland (12/8), started at left tackle and was a part of an offensive front that blocked for Titans' ball carriers to gain 161 yards on the ground, while also not allowing a sack on 27 pass attempts.
- Against Houston (12/15), started at left tackle and was a member of an offensive line that opened holes for Titans' rushers to gain 163 yards on the ground.
- At Houston (12/29), started at left tackle and was a part of an offensive front that blocked for Derrick Henry to amass 211 yards on the ground and become the NFL's leading rusher in 2019.
- At New England (1/4), started at left tackle and was a member of an offensive front that opened holes for Derrick Henry to collect 182 yards on the ground.
- At Baltimore (1/11), started at left tackle and was a part of an offensive line that blocked for Derrick Henry to collect a franchise postseason record 195 rushing yards.

**2018 (15/15):** Named to his third consecutive Pro Bowl. Selected to the PFWA's All-AFC team. Started 15 games at left tackle. Was inactive for one contest against Houston (9/16/18).

- At Miami (9/9), started at left tackle and was a member of an offensive front that did not allow a sack on 38 pass attempts. Left the game in the third quarter with an injury.
- At Jacksonville (9/23), started at left tackle and was a part of an offensive front that opened holes for Titans' rushers to gain 150 yards on the ground.
- Against Philadelphia (9/30), started at left tackle and was a part of an offensive line that helped amass 397 total yards.
- At Buffalo (10/7), started at left tackle but left the game early in the second quarter with an injury.
- At Los Angeles Chargers in London (10/21), started at left tackle and helped block for Titans' ball carriers to gain 164 yards on the ground.
- At Dallas (11/5), started at left tackle and helped the Titans' offense accumulate 340 total yards.
- Against New England (11/11), started at left tackle and was a part of an offensive front that opened holes for Titans' rushers to gain 150 yards on the ground.
- Against Jacksonville (12/6), started at left tackle and helped open holes for Titans' ball carriers to gain 264 yards on the ground, including a franchise-best 238 rushing yards by Derrick Henry. Part of an offensive front that allowed just one sack for zero yards on 24 pass attempts.
- At N.Y. Giants (12/16), started at left tackle and helped block for Titans' rushers to amass 215 yards, including a 170-yard performance by Derrick Henry.
- Against Indianapolis (12/30), started at left tackle and was a member of an offensive front that did not allow a sack on 29 pass attempts.

**2017 (16/16, 2/2):** Named to his second consecutive Pro Bowl. Started all 16 games and both postseason contests at left tackle.

- Against Oakland (9/10), was a part of an offensive line that helped produce 350 total yards and allow just one sack on 41 pass attempts.
- At Jacksonville (9/17), opened holes for a rushing attack that amassed 179 yards on 36 carries (5.0 avg.). Member of a unit that allowed just one sack on 27 pass attempts.
- Against Seattle (9/24), helped block for Titans' ball carriers to collect 195 rushing yards on 35 carries (5.6 avg.). Member of an offensive front that did not allow a sack on 32 pass attempts.
- Against Indianapolis (10/16), was a member of an offensive front that helped produce 473 total yards and allow just one sack for one yard on 32 pass attempts.
- Against Baltimore (11/5), started at left tackle in his 50th career game.
- Against Cincinnati (11/12), helped open holes for Titans' rushers to gain 180 yards on the ground.

- Against Houston (12/3), helped open holes for Titans' ball carriers to gain 198 yards on 25 carries with two scores on the ground.
- At San Francisco (12/17), was a part of an offensive front that allowed just one sack on 33 pass attempts.
- Against Los Angeles Rams (12/24), was a member of an offensive line that allowed just one sack on 39 pass attempts.
- At Kansas City (1/6), started at left tackle in his first career postseason game and helped open holes for Titans' ball carriers to gain 202 rushing yards on 31 carries (6.5 avg.).

**2016 (16/16):** Named to the Pro Bowl. Started all 16 games at left tackle for the first time in his career and was a part of an offensive front that blocked for the NFL's third-ranked rushing attack which averaged 136.7 rush yards per game.

- At Detroit (9/18), blocked for an offense that amassed 363 total yards in a 16-15 comeback win.
- Against Oakland (9/25), was a part of an offensive line that helped produce 393 total yards and allow just one sack on 33 pass attempts.
- At Miami (10/9), was a member of an offensive front that opened holes for Titans' rushers to gain 235 yards on the ground and did not allow a sack on 29 pass attempts.
- Against Cleveland (10/16), blocked for an offense that compiled a season-high 407 total yards, including 137 rushing yards.
- Against Indianapolis (10/23), started at left tackle. Gave the Titans a 6-0 lead with his first career reception, a 10-yard touchdown, on a tackle eligible play with 9:14 left to play in the first quarter.
- Against Jacksonville (10/27), opened holes for Titans' ball carriers to accumulate 214 yards on the ground. Was a part of an offensive front that did not allow a sack in 23 pass attempts.
- At San Diego (11/6), was a part of an offensive line that did not allow a sack on 43 pass attempts.
- Against Green Bay (11/13), started at left tackle but was disqualified early in the first quarter for contacting an official.
- At Indianapolis (11/20), started at left tackle but left the game late in the fourth quarter with an injury.
- At Chicago (11/27), was a member of an offensive front that did not allow a sack on 23 pass attempts. Blocked for Titans' ball carriers to gain 149 yards on the ground.
- Against Denver (12/11), was a part of an offensive line that opened holes for Titans' rushers to amass 180 rushing yards on 42 carries in a 13-10 victory over the Broncos.
- At Kansas City (12/18), helped pave the way for Titans' ball carriers to gain 148 yards on the ground. Member of an offensive front that allowed just one sack for zero yards on 33 pass attempts.

**2015 (15/15):** Started 15 games at left tackle. Was inactive for the regular season finale.

- At Tampa Bay (9/13), started at left tackle and was a member of an offensive front that opened holes for Titans rushers to gain 124 yards on the ground.
- At Cleveland (9/20), started at left tackle and helped block for Titans ball carriers to amass 166 rushing yards on 30 carries.
- Against Indianapolis (9/27), started at left tackle and helped protect Marcus Mariota, allowing him to pass for 367 yards.
- At New Orleans (11/8), started at left tackle and was a member of an offensive line that did not allow a sack on 39 pass attempts and allowed Marcus Mariota to throw for 371 yards and four touchdowns.
- Against Jacksonville (12/6), started at left tackle and helped block for a Titans' offense that amassed 467 total yards.

**2014 (11/6):** Named to the Pro Football Writers of America All-Rookie team. Appeared in 11 games with six starts at left tackle during his rookie campaign. Was inactive for the final five games because of injury. Made his NFL debut at Kansas City (9/7/14). Made his first career NFL start at left tackle against Jacksonville (10/12/14).

- At Kansas City (9/7), made his NFL debut as a reserve on special teams. Lined up at left tackle late in the fourth quarter.
- Against Jacksonville (10/12), made his first career NFL start at left tackle.
- Against Pittsburgh (11/17), started at left tackle and was a part of an offensive front that did not allow a sack on 24 pass attempts.
- At Philadelphia (11/23), started at left tackle and left the game midway through the fourth quarter with an injury.

**COLLEGE:**

- In four seasons at Michigan, Lewan appeared in 50 games with 48 starts at left tackle. He started the final 41 games of his career.
- As a senior (2013), started all 13 games at left tackle for the third consecutive season. Named first-team All-American by Sporting News, second-team All-American by Walter Camp, Associated Press, CBSSports.com and SI.com. Won the Hugh R. Rader Memorial Award for U-M's top offensive lineman and named Big Ten Rimington-Pace Offensive Lineman of the Year for second consecutive season. Added first-team All-Big Ten (coaches and media), Sporting News All-Big Ten, Athlon Sports All-Big Ten honors.
- As a junior (2012), started all 13 games at left tackle. Named first-team All-American by Walter Camp, Associated Press, ESPN.com and SI.com. Added Big Ten Rimington-Pace Offensive Lineman of the Year, first-team All-Big Ten (coaches and media), second-team CBSSports.com All-American, second-team Phil Steele Postseason All-American, first-team Phil Steele Postseason All-Big Ten, Hugh R. Rader Memorial Award. Against Massachusetts (9/15), scored a touchdown on a fumble recovery to become the first Michigan offensive lineman since 1948 (Bob Erben) to score a touchdown.
- As a sophomore (2011), started all 13 games at left tackle and helped the Wolverines to a Sugar Bowl title. Named second-team All-Big Ten by the league's coaches and honorable mention from the media.
- As a redshirt freshman (2010), appeared in 11 games and started nine contests at left tackle. Named second-team Freshman All-American by CollegeFootballNews.com.
- Graduated in December 2013 with a degree in general studies.

#### PERSONAL:

- Married to Taylin, the couple has two daughters, Wynne and Willow.
- Attended Chaparral (Scottsdale, Ariz.) High School for his senior year (2009) after spending three years at Cactus Shadows (Phoenix, Ariz.) High School. Played offensive line for the first time as a senior after previously lining up on the defensive line.
- As a senior, started every game and helped lead his team to the 2008 Class 4A-I State Championship Game.
- Senior honors included SuperPrep All-American; Under Armour All-American game participant; Frank Kush Award as the state of Arizona's top interior offensive lineman; Arizona Republic and East Valley Tribune first-team All-State; and Desert Sky first-team All-Region.
- Totaled 96 tackles and seven sacks as a defensive lineman, including 46 tackles and two sacks as a junior.
- List of favorites: (movies) "Animal House," "Wedding Crashers"; (TV show) "Scrubs"; (actor) Vince Vaughn; (music artist) Eric Church; (school subjects) history; (car) Ford; (favorite athlete as a child) John Elway; (video game) Super Smash Bros.; and (food) "Anything chicken."
- Follow Lewan on Twitter at @TaylorLewan77.
- Follow Lewan on Instagram at @taylorlewan.
- Born Taylor Curtis Lewan on July 22, 1991 in Loomis, Calif.

## TAYLOR LEWAN'S NFL STATISTICS

### REGULAR SEASON

Year	Team	GP	GS
2014	Tennessee	11	6
2015	Tennessee	15	15
2016	Tennessee	16	16
2017	Tennessee	16	16
2018	Tennessee	15	15
2019	Tennessee	12	12
2020	Tennessee	5	5
2021	Tennessee	13	13
2022	Tennessee	1	1
<b>NFL Totals</b>		<b>104</b>	<b>99</b>

### PLAYOFFS

Year	Team	GP	GS
2017	Tennessee	2	2
2019	Tennessee	3	3
2021	Tennessee	1	1
<b>NFL Totals</b>		<b>6</b>	<b>6</b>

### Starts Breakdown:

2014 - LT 6; 2015 - LT 15; 2016 - LT 16; 2017 - LT 16 (Playoffs - LT 2); 2018 - LT 15; 2019 - LT 12 (Playoffs - LT 3); 2020 - LT 5; 2021 - LT 13 (Playoffs - LT 1); **2022 - LT 1**

### Additional Career Statistics

Misc. Tackles - 2 (2015), 3 (2016), 1 (2018), 1 (2019)

Fumble Recovery - 1 (2021)


Receptions - 10-yard touchdown vs. Indianapolis (10/23/16)





# 51 DAVID LONG JR.

LINEBACKER • 5'11" • 227 LBS • COLLEGE: WEST VIRGINIA  
ACQUIRED: 6TH ROUND - 2019 • NFL EXPERIENCE (NFL/TITANS): 4/4  
HOMETOWN: CINCINNATI, OHIO  
GAMES PLAYED/GAMES STARTED: 39/15 (PLAYOFFS: 5/3)



**PRO:** The Titans selected David Long Jr. in the sixth round of the 2019 NFL Draft. After playing as a reserve and on special teams during his rookie season, he totaled 14 starts at inside linebacker over the following two campaigns, including starts in nine of the 10 games he played in 2021. The 5-foot-11-inch, 227-pound defender possesses tremendous speed for the position, displays grit and toughness, and has a knack for finding the ball carrier. At West Virginia, he was a three-year starter and amassed 252 career tackles, 14 sacks and 40 tackles for loss. The 2018 Big 12 Defensive Player of the Year led the Mountaineers in tackles during his final collegiate campaign.

## CAREER HIGHLIGHTS:

- In 2021, Long was limited to 10 total games due to injuries but nevertheless set a career high with nine starts. He also established career bests in tackles (75), quarterback pressures (six), tackles for loss (four), interceptions (two) and passes defended (six). His average of 7.5 tackles per game led the team.
- In 2020, Long appeared in 14 games with a then-career-high five starts and tallied then-career-bests in tackles (50), quarterback pressures (one), tackles for loss (two), passes defended (two) and special teams tackles (four).
- As a rookie in 2019, Long appeared in 14 games during the regular season. He also played in all three playoff contests with one start.

## TITANS TIDBITS:

- David's father, David Sr., is a former professional boxer who went 12-5-2 as a heavyweight. He once fought future world champ Deontay Wilder.
- During the offseason, Long still uses on-the-bell, three-minute-round boxing training to focus on his mental awareness. In 2018, Long Jr. went into the ring with headgear against his old man for the first time. They went for three 90-second rounds. "He busted up my lip, but it was fun," Long Jr. says. "He was really iffy that I knew how to throw my hands for real. It was just jabs, but it's grown-man strength."
- Long was a high school teammate of safety Mike Edwards, who was drafted by the Tampa Bay Buccaneers in the third round of the 2019 NFL Draft. In 2022, Long held his second annual youth football camp with Edwards in Cincinnati.
- When Long was seven years old, he was on the back of a bike being pedaled by his older brother when he was hit by a car driven by someone who was not paying attention. He was treated at the hospital with head and arm injuries.

## CAREER TRANSACTIONS:

- The Cincinnati, Ohio, native was selected by the Titans in the sixth round (188th overall) of the 2019 NFL Draft.

## SEASON RECAPS:

### 2022 (1/1):

- Against N.Y. Giants (9/11), posted eight tackles, including a stop for loss and two quarterback pressures. Combined with Jeffery Simmons to stuff Saquon Barkley for a one-yard loss on a rush off right tackle in the third quarter.

**2021 (10/9, 1/1):** Played in 10 games with nine starts at linebacker and tied for second on the team with a career-high 75 tackles. Registered six quarterback pressures, four tackles for loss, two interceptions and six passes defended. Was inactive for seven games. Started the postseason contest and collected eight tackles, including a sack, a quarterback

pressure and a tackle for loss. Led or tied for the team lead in tackles five times (vs. IND, at JAX, vs. BUF, vs. KC, at IND). Led or tied for the team lead in passes defended twice (vs. KC, at LAR). Registered his first career interception at L.A. Rams (11/7/21).

- Against Indianapolis (9/26), started at linebacker and tied for the team lead with eight tackles, including a stop for loss and two quarterback pressures. Stuffed Ashton Dulin for a seven-yard loss on a jet sweep in the second quarter.
- At Jacksonville (10/10), started at linebacker and led the team with 12 tackles, including a stop for loss. Stuffed James Robinson for no gain on a rush up the middle on the Jaguars first play from scrimmage. Dropped Robinson for a two-yard loss on a short pass in the opening quarter.
- Against Buffalo (10/18), started at linebacker and led the team with a career-high 14 tackles. Combined with Rashaan Evans to stuff Josh Allen for no gain on a goalline sneak late in the third quarter.
- Against Kansas City (10/24), started at linebacker and tied for the team lead with eight tackles while notching a team-high two passes defended. Stuffed Darrel Williams for a one-yard loss on a rush off left guard late in the first quarter. Deflected a Patrick Mahomes pass that was then intercepted by Rashaan Evans in the second quarter.
- At Indianapolis (10/31), started at linebacker and led the team with nine tackles, to go along with two quarterback pressures and a pass defended. Teamed with Eli Ankou to stuff Jonathan Taylor for no gain on a rush up the middle in the first quarter. Defended a pass intended for T.Y. Hilton in the fourth quarter.
- At L.A. Rams (11/7), started at linebacker and tallied six tackles, his first career interception, another pass defended and two quarterback pressures. Collected his first career interception after Matthew Stafford was pressured by Jeffery Simmons in the end zone, returning the pick six yards to the Rams' two-yard line in the second quarter. Tipped a pass intended for Tyler Higbee in the fourth quarter.
- Against Miami (1/2), returned to the lineup as a reserve at linebacker and notched four tackles with an interception. Intercepted a Tua Tagovailoa pass intended for Mike Gesicki in the fourth quarter.
- At Houston (1/9), started at linebacker and compiled five tackles. Teamed with Zach Cunningham to drop Rex Burkhead for a one-yard loss on a rush up the middle in the second stanza. Combined with Kyle Peko to stop Burkhead for a one-yard loss on a rush off right guard in the second quarter.
- Against Cincinnati (1/22), started at linebacker and posted eight tackles, including a sack and a quarterback pressure. Teamed with Denico Autry to stuff Joe Mixon for a three-yard loss on a rush off right end in the second quarter. Dropped Joe Burrow for a sack late in the second quarter.

**2020 (14/5, 1/1):** Played in 14 games with five starts at linebacker and registered 50 tackles, a quarterback pressure, two stops for loss and two passes defended. Notched four special teams stops and a forced fumble on coverage units. Was inactive for one contest and missed another contest while on the reserve/COVID-19 list. Started the postseason contest and posted five tackles and a quarterback pressure. Led or tied for the team lead in tackles three times in 2020 (vs. DET, at GB, at HOU). Tied for the team lead in special teams tackles once in 2020 (vs. IND). Made his first career NFL start against Cleveland (12/6/20).

- At Denver (9/14), played as a reserve at linebacker and collected three tackles, including a stop for loss. Stopped Melvin Gordon III for a two-yard loss on a rush off left end in the third quarter.
- Against Buffalo (10/13), saw action as a reserve at linebacker and tallied two tackles. Posted two special teams stops and a forced fumble on coverage units. Forced an Andre Roberts fumble on a kickoff return that



was recovered by Kareem Orr late in the fourth quarter.

- Against Indianapolis (11/12), saw action as a reserve at linebacker and collected two tackles. Registered a special teams stop on coverage units.
- At Baltimore (11/22), missed the game while on reserve/COVID-19.
- At Indianapolis (11/29), returned to the lineup as a reserve at linebacker and recorded three tackles, a quarterback pressure and a pass defended. Broke up a pass intended for Trey Burton in the fourth quarter.
- Against Cleveland (12/6), made his first career regular season start at linebacker and tallied six tackles. Combined with Jeffery Simmons to stuff Nick Chubb for no gain on a rush off left guard in the first quarter. Teamed with Tuzar Skipper to stop Kareem Hunt for no gain on a rush off right tackle in the final stanza.
- At Jacksonville (12/13), started at linebacker and notched five tackles. Teamed with Larrell Murchison to stuff Devine Ozigbo for a two-yard loss on a short pass late in the fourth quarter.
- Against Detroit (12/20), started at linebacker and led the team with a career-high 12 tackles and a pass defended. Teamed with Kevin Byard to stuff Adrian Peterson for a one-yard loss on a rush off left guard in the first quarter. Broke up a deep pass intended for Hunter Bryant in the third quarter.
- At Green Bay (12/27), started at linebacker and tied for the team lead with nine tackles, including a stop for loss. Set the edge and stuffed AJ Dillon for a three-yard loss on a rush off right end in the third quarter.
- At Houston (1/3), started at linebacker and led the team with eight tackles in the Titans' division-clinching victory. Combined with DaQuan Jones to stuff David Johnson for no gain on a short pass in the third stanza.
- Against Baltimore (1/10), started at linebacker and posted five tackles and a quarterback pressure. Teamed with Harold Landry III to stop J.K. Dobbins for no gain on a rush off left tackle early in the second quarter.

**2019 (14/0, 3/1):** Played in 14 games as a reserve during his rookie campaign and notched 15 tackles, two stops for loss, a pass defended, a forced fumble and two special teams tackles. Was inactive for two games. Saw action in all three postseason contests with a start at linebacker and collected 16 tackles, two stops for loss and a special teams tackle. Tied for the team lead in passes defended once (at HOU). Tied for the team lead in special teams tackles twice (vs. TB, at OAK). Appeared in his first career NFL contest against Indianapolis (9/15/19).

- Against Indianapolis (9/15), made his NFL debut as a reserve on special teams.
- Against L.A. Chargers (10/20), saw action as a reserve at linebacker and posted a tackle for loss. Shot through the line and stonewalled Melvin Gordon for a four-yard loss on a screen pass late in the first quarter.
- Against Kansas City (11/10), played as a reserve at linebacker and registered 11 tackles and a forced fumble. Forced a Damien Williams' fumble that was scooped up by Rashaan Evans and returned 53 yards for a touchdown in the second stanza.
- At Oakland (12/8), saw action as a reserve at linebacker and amassed two tackles, including a stop for loss. Tied for the team lead with a special teams tackle on coverage units. Stonewalled DeAndré Washington for a six-yard loss on a short pass in the fourth quarter.
- At Houston (12/29), played as a reserve on special teams and at linebacker late in the game. Recorded a tackle and a pass defended on defense. Broke up a pass intended for Jordan Akins late in the fourth quarter.
- At New England (1/4), made his postseason debut as a reserve at linebacker and posted five tackles.
- At Baltimore (1/11), made his first career start at linebacker and recorded eight tackles. Stuffed Gus Edwards for no gain on a rush off right guard in the first quarter. Halted a Ravens' drive by stonewalling Lamar Jackson for no gain on a fourth-and-one rush off right guard on the first play of the second quarter.
- At Kansas City (1/19), played as a reserve at linebacker and registered three tackles, including two stops for loss. Notched a special teams tackle on coverage units. Stuffed Damien Williams for two-yard losses on back-to-back rushing plays in the fourth quarter.

#### **COLLEGE:**

- During a three-year career at West Virginia, played in 34 games with 31 starts and totaled 252 tackles, 14 sacks and 40 career tackles for loss which tied for third place on West Virginia's all-time list. In his final campaign in 2018, tied for the single-season program record with 19 tackles for loss.
- As a junior (2018), started all 12 games at Will linebacker and named Big 12 Defensive Player of the Year by the coaches and the Associated Press.

Garnered second-team All-America honors by the Associated Press and first-team All-Big 12 first-team accolades by the Associated Press. Led the team with 111 tackles, eight sacks and 19 tackles for loss. Finished with 10 or more tackles in six games.

- As a sophomore (2017), started nine games at Will linebacker after missing the first four games after sustaining preseason knee injury. Was the team's third-leading tackler with 76 stops, including four sacks, a team-best 16.5 tackles for loss, four passes defended and a fumble recovery. Selected All-Big 12 Conference first team by ESPN, All-Big 12 Conference second team by Athlon Sports and All-Big 12 Conference honorable mention by the Coaches. Also named WVU Defensive Player of the Year.
- As a redshirt freshman (2016), played in 13 games with 10 starts and notched 65 tackles, two sacks, 4.5 tackles for loss and a forced fumble.
- As a freshman (2015), redshirted.
- Graduated in December 2018 with a multidisciplinary studies degree from West Virginia.

#### **PERSONAL:**

- Attended Winton Woods (Cincinnati, Ohio) High School and finished his career with 283 career tackles, six sacks and six interceptions.
- Selected Associated Press All-Ohio Division II honorable mention and Associated Press Southwest All-District First Team Division II linebacker.
- As a senior, tallied 110 tackles, 16 tackles for loss and three sacks.
- As a junior, totaled 88 tackles, one interception and one fumble recovery.
- As a sophomore, registered 81 tackles, a sack, two fumble recoveries and an interception.
- List of favorites: (TV show) "All American"; (movies) "Remember the Titans"; (musician) Lil Wayne; (meal) pasta; (dessert) lemon cake; and (childhood sports team) LeBron James' teams - Cavaliers and Heat.
- Follow Long on Twitter at @David\_\_Long.
- Follow Long on Instagram at @davidlongjr\_\_.
- Born David Lamont Long Jr. on Oct. 12, 1996 in Cincinnati, Ohio.

# DAVID LONG JR.'S GAME-BY-GAME

## 2019 Tennessee Titans

Date	Opp	W/L	P/S	Tot Solo Asst	Sk - Yds	QBP	TFL	Int - Yds -TD	PD	FF	FR - Yds	SpT
Sept 8	@ Cle	W	IA									
Sept 15	Ind	L	p	0 0 0	0.0 0.0	0	0	0 0 0 0 0 0 0	0	0	0	0
Sept 19	@ Jax	L	p	0 0 0	0.0 0.0	0	0	0 0 0 0 0 0 0	0	0	0	0
Sept 29	@ Atl	W	IA									
Oct 6	Buf	L	p	0 0 0	0.0 0.0	0	0	0 0 0 0 0 0 0	0	0	0	0
Oct 13	@ Den	L	p	0 0 0	0.0 0.0	0	0	0 0 0 0 0 0 0	0	0	0	0
Oct 20	LAC	W	p	1 1 0	0.0 0.0	0	1	0 0 0 0 0 0 0	0	0	0	0
Oct 27	TB	W	p	0 0 0	0.0 0.0	0	0	0 0 0 0 0 0 0	0	0	0	1
Nov 3	@ Car	L	p	0 0 0	0.0 0.0	0	0	0 0 0 0 0 0 0	0	0	0	0
Nov 10	KC	W	p	11 5 6	0.0 0.0	0	0	0 0 0 0 0 1 0	0	0	0	0
Nov 24	Jax	W	p	0 0 0	0.0 0.0	0	0	0 0 0 0 0 0 0	0	0	0	0
Dec 1	@ Ind	W	p	0 0 0	0.0 0.0	0	0	0 0 0 0 0 0 0	0	0	0	0
Dec 8	@ Oak	W	p	2 1 1	0.0 0.0	0	1	0 0 0 0 0 0 0	0	0	0	1
Dec 15	Hou	L	p	0 0 0	0.0 0.0	0	0	0 0 0 0 0 0 0	0	0	0	0
Dec 22	NO	L	p	0 0 0	0.0 0.0	0	0	0 0 0 0 0 0 0	0	0	0	0
Dec 29	@ Hou	W	p	1 1 0	0.0 0.0	0	0	0 0 0 1 0 0 0	0	0	0	0
<b>Totals</b>	<b>9-7</b>	<b>14/0</b>		<b>15 8 7</b>	<b>0.0 0.0</b>	<b>0</b>	<b>2</b>	<b>0 0 0 0 1 1</b>	<b>0</b>	<b>1</b>	<b>0</b>	<b>2</b>
<b>Playoffs</b>												
Jan 4	@ NE	W	p	5 4 1	0.0 0.0	0	0	0 0 0 0 0 0 0	0	0	0	0
Jan 11	@ Bal	W	S	8 5 3	0.0 0.0	0	0	0 0 0 0 0 0 0	0	0	0	0
Jan 19	@ KC	L	p	3 2 1	0.0 0.0	0	2	0 0 0 0 0 0 0	0	0	0	1
<b>Totals</b>	<b>2-1</b>	<b>3/1</b>		<b>16 11 5</b>	<b>0.0 0.0</b>	<b>0</b>	<b>2</b>	<b>0 0 0 0 0 0</b>	<b>0</b>	<b>0</b>	<b>0</b>	<b>1</b>

## 2020 Tennessee Titans

Date	Opp	W/L	P/S	Tot Solo Asst	Sk - Yds	QBP	TFL	Int - Yds -TD	PD	FF	FR - Yds	SpT
Sept 14	@ Den	W	p	3 2 1	0.0 0.0	0	1	0 0 0 0 0 0 0	0	0	0	0
Sept 20	Jax	W	p	0 0 0	0.0 0.0	0	0	0 0 0 0 0 0 0	0	0	0	0
Sept 27	@ Min	W	p	0 0 0	0.0 0.0	0	0	0 0 0 0 0 0 0	0	0	0	0
Oct 13	Buf	W	p	2 1 1	0.0 0.0	0	0	0 0 0 0 0 0 0	0	0	0	2
Oct 18	Hou	W	p	0 0 0	0.0 0.0	0	0	0 0 0 0 0 0 0	0	0	0	0
Oct 25	Pit	L	IA									
Nov 1	@ Cin	L	p	0 0 0	0.0 0.0	0	0	0 0 0 0 0 0 0	0	0	0	0
Nov 8	Chi	W	p	0 0 0	0.0 0.0	0	0	0 0 0 0 0 0 0	0	0	0	1
Nov 12	Ind	L	p	2 1 1	0.0 0.0	0	0	0 0 0 0 0 0 0	0	0	0	1
Nov 22	@ Bal	W	R/C									
Nov 29	@ Ind	W	p	3 2 1	0.0 0.0	1	0	0 0 0 0 1 0 0	0	0	0	0
Dec 6	Cle	L	S	6 3 3	0.0 0.0	0	0	0 0 0 0 0 0 0	0	0	0	0
Dec 13	@ Jax	W	S	5 2 3	0.0 0.0	0	0	0 0 0 0 0 0 0	0	0	0	0
Dec 20	Det	W	S	12 6 6	0.0 0.0	0	0	0 0 0 1 0 0 0	0	0	0	0
Dec 27	@ GB	L	S	9 8 1	0.0 0.0	0	1	0 0 0 0 0 0 0	0	0	0	0
Jan 3	@ Hou	W	S	8 3 5	0.0 0.0	0	0	0 0 0 0 0 0 0	0	0	0	0
<b>Totals</b>	<b>11-5</b>	<b>14/5</b>		<b>50 28 22</b>	<b>0.0 0.0</b>	<b>1</b>	<b>2</b>	<b>0 0 0 2 0 0</b>	<b>0</b>	<b>2</b>	<b>0</b>	<b>4</b>
<b>Playoffs</b>												
Jan 10	Bal	L	S	5 4 1	0.0 0.0	1	0	0 0 0 0 0 0 0	0	0	0	0
<b>Totals</b>	<b>0-1</b>	<b>1/1</b>		<b>5 4 1</b>	<b>0.0 0.0</b>	<b>1</b>	<b>0</b>	<b>0 0 0 0 0 0</b>	<b>0</b>	<b>0</b>	<b>0</b>	<b>0</b>

## 2021 Tennessee Titans

Date	Opp	W/L	P/S	Tot Solo Asst	Sk - Yds	QBP	TFL	Int - Yds -TD	PD	FF	FR - Yds	SpT
Sept 12	Ari	L	IA									
Sept 19	@ Sea	W	S	6 2 4	0.0 0.0	0	1	0 0 0 0 0 0 0	0	0	0	0
Sept 26	Ind	W	S	8 5 3	0.0 0.0	2	1	0 0 0 0 0 0 0	0	0	0	0
Oct 3	@ NYJ	L	S	3 2 1	0.0 0.0	0	0	0 0 0 0 0 0 0	0	0	0	0
Oct 10	@ Jax	W	S	12 10 2	0.0 0.0	0	1	0 0 0 0 0 0 0	0	0	0	0
Oct 18	Buf	W	S	14 9 5	0.0 0.0	0	0	0 0 0 0 0 0 0	0	0	0	0
Oct 24	KC	W	S	8 6 2	0.0 0.0	0	1	0 0 0 2 0 0 0	0	0	0	0
Oct 31	@ Ind	W	S	9 6 3	0.0 0.0	2	0	0 0 0 0 1 0 0	0	0	0	0
Nov 7	@ LAR	W	S	6 2 4	0.0 0.0	2	0	1 6 0 2 0 0 0	0	0	0	0
Nov 14	NO	W	IA									
Nov 21	Hou	L	IA									
Nov 28	@ NE	L	IA									
Dec 12	Jax	W	IA									
Dec 19	@ Pit	L	IA									
Dec 23	SF	W	IA									
Jan 2	Mia	W	p	4 2 2	0.0 0.0	0	0	1 0 0 1 0 0 0	0	0	0	0
Jan 9	@ Hou	W	S	5 2 3	0.0 0.0	0	0	0 0 0 0 0 0 0	0	0	0	0
<b>Totals</b>	<b>12-5</b>	<b>10/9</b>		<b>75 46 29</b>	<b>0.0 0.0</b>	<b>6</b>	<b>4</b>	<b>2 6 0 6</b>	<b>0</b>	<b>6</b>	<b>0</b>	<b>0</b>
<b>Playoffs</b>												
Jan 22	Cin	L	S	8 6 2	1.0 0.0	1	1	0 0 0 0 0 0 0	0	0	0	0
<b>Totals</b>	<b>0-1</b>	<b>1/1</b>		<b>8 6 2</b>	<b>1.0 0.0</b>	<b>1</b>	<b>1</b>	<b>0 0 0 0</b>	<b>0</b>	<b>0</b>	<b>0</b>	<b>0</b>

## 2022 Tennessee Titans

Date	Opp	W/L	P/S	Tot Solo Asst	Sk - Yds	QBP	TFL	Int - Yds -TD	PD	FF	FR - Yds	SpT
Sept 11	NYG	L	S	8 5 3	0.0 0.0	2	1	0 0 0 0 0 0 0	0	0	0	0
Sept 19	@ Buf											
Sept 25	LV											
Oct 2	@ Ind											
Oct 9	@ Was											
Oct 23	Ind											
Oct 30	@ Hou											
Nov 6	@ KC											
Nov 13	Den											
Nov 17	@ GB											
Nov 27	Cin											
Dec 4	@ Phi											
Dec 11	Jax											
Dec 18	@ LAC											
Dec 24	Hou											
Dec 29	Dal											
Jan 7/8	@ Jax											
<b>Totals</b>	<b>0-1</b>	<b>1/1</b>		<b>8 5 3</b>	<b>0.0 0.0</b>	<b>2</b>	<b>1</b>	<b>0 0 0 0</b>	<b>0</b>	<b>0</b>	<b>0</b>	<b>0</b>

## DAVID LONG JR.'S NFL STATISTICS

### REGULAR SEASON

		TACKLES									INTERCEPTIONS					FUMBLES			
Year	Team	GP	GS	Tot	Solo	Asst	Sk	Yds	QBP	TFL	No	Yds	Lg	TD	PD	FF	FR	Yds	SpT
2019	Tennessee	14	0	15	8	7	0.0	0.0	0	2	0	0	0	0	1	1	0	0	2
2020	Tennessee	14	5	50	28	22	0.0	0.0	1	2	0	0	0	0	2	0	0	0	4
2021	Tennessee	10	9	75	46	29	0.0	0.0	6	4	2	6	6	0	6	0	0	0	0
2022	Tennessee	1	1	8	5	3	0.0	0.0	2	1	0	0	0	0	0	0	0	0	0
<b>NFL Totals</b>		<b>39</b>	<b>15</b>	<b>148</b>	<b>87</b>	<b>61</b>	<b>0.0</b>	<b>0.0</b>	<b>9</b>	<b>9</b>	<b>2</b>	<b>6</b>	<b>6</b>	<b>0</b>	<b>9</b>	<b>1</b>	<b>0</b>	<b>0</b>	<b>6</b>

### PLAYOFFS

		TACKLES									INTERCEPTIONS					FUMBLES			
Year	Team	GP	GS	Tot	Solo	Asst	Sk	Yds	QBP	TFL	No	Yds	Lg	TD	PD	FF	FR	Yds	SpT
2019	Tennessee	3	1	16	11	5	0.0	0.0	0	2	0	0	0	0	0	0	0	0	1
2020	Tennessee	1	1	5	4	1	0.0	0.0	1	0	0	0	0	0	0	0	0	0	0
2021	Tennessee	1	1	8	6	2	1.0	0.0	1	1	0	0	0	0	0	0	0	0	0
<b>NFL Totals</b>		<b>5</b>	<b>3</b>	<b>29</b>	<b>21</b>	<b>8</b>	<b>1.0</b>	<b>0.0</b>	<b>2</b>	<b>3</b>	<b>0</b>	<b>0</b>	<b>0</b>	<b>0</b>	<b>0</b>	<b>0</b>	<b>0</b>	<b>0</b>	<b>1</b>

### Single-Game Highs

Tackles - 14 vs. Buffalo (10/18/21)  
 Tackle For Loss - **1** (**Nine times, last vs. N.Y. Giants 9/11/22**)  
 Interceptions - 1 (Twice, last vs. Miami 1/2/22)  
 Quarterback Pressures - **1** (**Four times, last vs. N.Y. Giants 9/11/22**)  
 Passes Defensed - 2 (Twice, last at L.A. Rams 11/7/21)  
 Forced Fumbles - 1 vs. Kansas City (11/10/19)  
 Special Teams Tackles - 2 vs. Buffalo (10/13/20)

### Playoff Single-Game Highs

Tackles - 8 (Twice, last vs. Cincinnati 1/22/22)  
 Tackle For Loss - 2 at Kansas City (1/19/20)  
 Quarterback Pressures - 1 (Twice, last vs. Cincinnati 1/22/22)  
 Special Teams Tackles - 1 at Kansas City (1/19/20)

### Additional Statistics

Special Teams Forced Fumble - 1 (2020)



# 21 ROGER McCREARY

**CORNERBACK • 5'11" • 190 LBS • COLLEGE: AUBURN**  
**ACQUIRED: 2ND ROUND - 2022 • NFL EXPERIENCE: ROOKIE**  
**HOMETOWN: MOBILE, ALA.**  
**GAMES PLAYED/GAMES STARTED: 1/1 (PLAYOFFS: 0/0)**



**PRO:** The Titans selected Roger McCreary in the second round (35th overall) of the 2022 NFL Draft. The 5-foot-11-inch, 190-pounder is a physical, athletic cornerback that is known for always being around the ball. The Mobile, Ala., native was a two-year starter at Auburn and notched an impressive 22 passes defended, including four interceptions, during his final two collegiate campaigns.

#### CAREER HIGHLIGHTS:

- In 2021, McCreary amassed a career-best 49 tackles and led Auburn with a career-high 16 passes defended.
- In 2020, McCreary posted career-highs with three interceptions and seven tackles for loss as a junior with the Tigers.

#### TITANS TIDBITS:

- McCreary's pregame ritual is eating two plates of baked beans with sugar the night before a game. The tradition started when he got to Auburn and he says Bush's baked beans are his favorite.
- His uncle, Angelo James, was a defensive back for the Philadelphia Eagles.

#### CAREER TRANSACTIONS:

- The Mobile, Ala., native was selected by the Titans in the second round (35th overall) of the 2022 NFL Draft.

#### SEASON RECAPS:

##### 2022 (1/1):

- Against N.Y. Giants (9/11), made his NFL debut as a starter at cornerback and posted two tackles.

#### COLLEGE:

- During four seasons at Auburn, McCreary appeared in 43 games with 23 starts and posted 135 tackles, five interceptions, 35 passes defended, 10 stops for loss, a forced fumble and two fumble recoveries.

**AS A SENIOR (2021)**, started 12 games at cornerback and collected 49 tackles, an interception, a sack, two stops for loss and a team-best 16 passes defended. Named a first-team All-America by The Athletic, Associated Press, ESPN and Reese's Senior Bowl. Was a Bednarik Award semifinalist.

- Against Alabama State (9/11), registered seven tackles and a 35-yard interception return for a score. Named SEC Defensive Player of the Week.
- At Penn State (9/18), collected four tackles and an interception.
- At Arkansas (10/16), notched five tackles and three passes defended.
- Against Alabama (11/27), posted seven tackles and a team-best four passes defended.

**AS A JUNIOR (2020)**, started 10 games at cornerback and amassed 45 tackles, three interceptions, seven stops for loss, six passes defended and a forced fumble. Named SEC Academic Honor Roll.

- Against Kentucky (9/26), notched four tackle, an interception and a forced fumble.
- At Georgia (10/3), posted two tackles and two passes defended.
- At Ole Miss (10/24), registered an interception and thwarted a fake field goal attempt with a tackle for loss.
- At Mississippi State (12/1), recorded four tackles, an interception and two passes defended.

**AS A SOPHOMORE (2019)**, played in 13 games with a start at cornerback and posted 36 tackles, an interception, 12 passes defended, a stop for loss

and a fumble recovery.

- Against Tulane (9/7), notched three tackles, including a stop for loss and a pass defended.
- At Arkansas (10/19), collected a team-high five tackles and two passes defended.
- At Louisiana State (10/26), made his first career start and registered a career-best 10 tackles and his first career interception.
- Against Georgia (11/16), recorded a tackle and two passes defended.

**AS A TRUE FRESHMAN (2018)**, saw action in seven games and registered five tackles and a pass defended.

- Graduated with a degree in interdisciplinary studies in August 2021 from Auburn.

#### PERSONAL:

- Attended Williamson (Mobile, Ala.) High School.
- As a senior (2017), named first-team Class 5A All-State after collecting eight interceptions and more than 100 tackles. Also had more than 2,100 offensive yards and was named Optimist Club Player of the Year.
- Also participated in track and field, basketball and baseball.
- Enjoys bowling and playing golf.
- Has two dogs – Trouble (Boxer) and Ash (Yorkie/Shih Tzu mix).
- Follow McCreary on Twitter at @RogerJamez and on Instagram at @rod\_james251.
- Son of Felicia James and has a sister, Tadaisha.
- Born Roger Lee McCreary on Feb. 10, 1999 in Mobile, Ala.



## ROGER McCREARY'S COLLEGE STATISTICS

SEASON		TACKLES									INTERCEPTIONS					FUMBLES		
Year	Team	GP	GS	Tot	Solo	Asst	Sk	Yds	QBP	TFL	No	Yds	Lg	TD	PD	FF	FR	Yds
2018	Auburn	7	0	5	2	3	0.0	0.0	NA	0	0	0	0	0	1	0	0	0
2019	Auburn	13	1	36	30	6	0.0	0.0	NA	1	1	0	0	0	12	0	1	15
2020	Auburn	10	10	45	38	7	0.0	0.0	NA	7	3	63	30	0	6	1	0	0
2021	Auburn	12	12	49	41	8	1.0	7.0	NA	2	2	35	35t	1	16	0	1	0
Totals		42	23	135	111	34	1.0	7.0	NA	10	6	98	35t	1	35	1	2	15

### Single-Game Highs

Tackles - 10 at Louisiana State (10/26/19)

Interceptions - 1 (Six times, last at Penn State 9/18/21)

Sacks - 1 at South Carolina (11/20/21)

Passes Defensed - 4 vs. Alabama (11/27/21)

Tackles For Loss - 2 at Mississippi (10/24/20)

Forced Fumble - 1 vs. Kentucky (9/26/20)

Fumble Recovery - 1 (Twice, last vs. Texas A&M 11/6/21)

## ROGER McCREARY'S GAME-BY-GAME

### 2022 Tennessee Titans

Date	Opp	W/L	P/S	Tot	Solo	Asst	Sk	- Yds	QBP	TFL	Int	- Yds	TD	PD	FF	FR	- Yds	SpT
Sept 11	NYG	L	S	2	1	1	0.0	0.0	0	0	0	0	0	0	0	0	0	0
Sept 19	@ Buf																	
Sept 25	LV																	
Oct 2	@ Ind																	
Oct 9	@ Was																	
Oct 23	Ind																	
Oct 30	@ Hou																	
Nov 6	@ KC																	
Nov 13	Den																	
Nov 17	@ GB																	
Nov 27	Cin																	

Dec 4 @ Phi

Dec 11 Jax

Dec 18 @ LAC

Dec 24 Hou

Dec 29 Dal

Jan 7/8 @ Jax

**Totals** 0-1 1/1 2 1 1 0.0 0.0 0 0 0 0 0 0 0 0 0 0

## ROGER McCREARY'S NFL STATISTICS

REGULAR SEASON				TACKLES							INTERCEPTIONS						FUMBLES			
Year	Team	GP	GS	Tot	Solo	Asst	Sk	Yds	QBP	TFL	No	Yds	Lg	TD	PD	FF	FR	Yds	SpT	
2022	Tennessee	1	1	2	1	1	0.0	0.0	0	0	0	0	0	0	0	0	0	0	0	
NFL Totals		1	1	2	1	1	0.0	0.0	0	0	0	0	0	0	0	0	0	0	0	

### Single-Game Highs


Tackles - 2 vs. N.Y. Giants (9/11/22)

Passes Defensed -



# 33 A.J. MOORE JR.

**SAFETY • 5'11" • 200 LBS • COLLEGE: MISSISSIPPI**  
**ACQUIRED: UNRESTRICTED FREE AGENT (HOU) - 2022**  
**NFL EXPERIENCE (NFL/TITANS): 5/1 • HOMETOWN: BASSFIELD, MISS.**  
**GAMES PLAYED/GAMES STARTED: 56/5 (PLAYOFFS: 3/0)**



**PRO:** The Titans signed A.J. Moore Jr. as an unrestricted free agent during the 2022 offseason to add depth and experience in the secondary and on special teams units. The 5-foot-11-inch, 200-pound safety amassed 35 tackles, a sack, two stops for loss, two forced fumbles and a fumble recovery, while adding 34 special teams tackles in his first four NFL seasons (2018-21) with the Houston Texans.

## CAREER HIGHLIGHTS:

- From 2018-21, Moore Jr.'s 34 total special teams tackles led the Texans special teams unit.
- In 2020, Moore Jr. started a career-best five games at safety and posted season-highs with 31 tackles, a sack, two quarterback hits, a pass defended and a forced fumble.

## TITANS TIDBITS:

- A.J.'s twin brother, C.J., plays safety for the Detroit Lions. They both played in the same defensive backfield at Ole Miss.

## CAREER TRANSACTIONS:

- The Bassfield, Miss., native was originally signed by the New England Patriots as a rookie free agent on May 11, 2018.
- Waived by the Patriots on Sept. 1, 2018.
- Claimed off waivers by the Houston Texans on Sept. 2, 2018.
- Signed by the Titans as an unrestricted free agent on March 21, 2022.

## SEASON RECAPS:

### 2022 (1/0 - Tennessee):

- Against N.Y. Giants (9/11), made his Titans debut as a reserve on special teams but left the game late in the first quarter with an injury.

**2021 (12/0 - Houston):** Played in 12 games and posted two tackles with a forced fumble on defense to go along with seven special teams tackles. Placed on injured reserve on Sept. 2 and missed the first three games of the season before being activated from injured reserve designated to return on Oct. 2. Spent two contests on the reserve/COVID-19 list.

- At Arizona (10/24), notched a tackle on defense.
- At Miami (11/7), recorded a forced fumble and a special teams stop.
- At Tennessee (11/21), posted a season-high two special teams tackles on coverage units.
- Against Indianapolis (12/5), registered a tackle on defense and a special teams stop on coverage units.

**2020 (11/5 - Houston):** Appeared in 11 games with five starts at safety and set career highs with 31 tackles, a sack, two quarterback hits, a pass defended and a forced fumble. Registered four special teams tackles on coverage units. Placed on injured reserve on Sept. 28 and missed five games before being activated from injured reserve designated to return on Nov. 14.

- At Kansas City (9/10), made his first career start, recorded his first career pass defended and had a solo tackle.
- At Pittsburgh (9/27), finished with three tackles, a quarterback hit and a special teams tackle.
- Against New England (11/22), notched three tackles and a special teams tackle.
- Against Indianapolis (12/6), finished with four total tackles and recorded his first career sack.
- Against Tennessee (1/3), became the fifth defensive back in franchise history with at least 10 total tackles and a forced fumble in a game.

**2019 (16/0, 2/0 - Houston):** Saw action in all 16 games in his second season and led the Texans with a single-season career-high 12 special teams tackles. Added two solo tackles and one tackle for loss as a safety on defense.

- Against Jacksonville (9/15), recorded two special teams tackles in the win.
- At Baltimore (11/17), registered a tackle and his first career tackle for loss, bringing down Mark Andrews behind the line on a fake field goal attempt.
- At Tennessee (12/15), notched a special teams tackle and recovered a blocked field goal.
- At Tampa Bay (12/21), tallied a career-high three special teams tackles.
- Against Tennessee (12/29), recorded a solo tackle on defense and two tackles on special teams.
- Against Buffalo (1/4), posted a quarterback hit and a special teams tackle in the win in the wild card round.

**2018 (16/0, 1/0 - Houston):** Played in all 16 games as a rookie and finished with a team-leading 11 special teams tackles. Played as a reserve on his first career postseason contest.

- At New England (9/9), made his NFL debut and contributed on special teams.
- Against N.Y. Giants (9/23), notched his first-career special teams tackle.
- At Jacksonville (10/21), notched a special teams tackle and downed Trevor Daniel's 55-yard punt at the one-yard line.
- At Denver (11/4), led the team with a then career-high two special teams tackles.
- Against Tennessee (11/27), contributed on special teams and recorded a fumble recovery.
- Against Indianapolis (12/9), notched two special teams tackles on coverage units.
- Against Indianapolis (1/5), played on special teams in his postseason debut in the wild card round.

## COLLEGE:

- Played four seasons (2014-17) at Mississippi and appeared in 37 career games over four seasons for the Rebels, recording 132 total tackles, two sacks, five passes defended, three fumble recoveries and two forced fumbles.
- As a senior (2017), started every game at the nickel position and recorded a career-high 48 total tackles, three tackles for loss, a sack and three passes defended.
- As a junior (2016), recorded 42 total tackles and ranked fourth on the team with five tackles for loss, while appearing in all 12 games as a reserve and on special teams.
- As a sophomore (2015), notched 26 total tackles, a sack, two forced fumbles and two fumble recoveries in eight games.
- As a true freshman (2014), tallied 16 total tackles, 1.5 tackles for loss and one pass defended in seven games.
- Majored in general studies at Ole Miss.

## PERSONAL:

- Attended Bassfield (Miss.) High School.
- As a senior (2013), earned first-team all-state honors as a linebacker by The Clarion-Ledger after recording 132 total tackles, 11 tackles for loss and 3.5 sacks, in addition to five rushing touchdowns.
- Named the Class 2A Defensive Player of the Year and Region 7-2A Defensive Player of the Year by the Mississippi Association of Coaches and led Bassfield to a 15-1 record and a second-consecutive Class 2A state championship in 2013.

- As a junior (2012), earned second-team Class 2A all-state honors by the Mississippi Association of Coaches after leading Bassfield to a 16-0 record and a 2A state championship.
- Participated in track and field and placed runner-up to former Ole Miss teammate Kailo Moore in the 100 and 200 meters at the 2013 Class 2A state track and field meet as a senior.
- Follow Moore on Twitter at @aMOORE\_40 and Instagram at @alvinmoorej.
- Born Alvin James Moore on Dec. 15, 1995 in Bassfield, Miss.

## A.J. MOORE'S TITANS GAME-BY-GAME

### 2022 Tennessee Titans

Date	Opp	W/L	P/S	Tot	Solo	Asst	Sk	- Yds	QBP	TFL	Int	- Yds	TD	PD	FF	FR	- Yds	SpT
Sept 11	NYG	L	p	0	0	0	0.0	0.0	0	0	0	0	0	0	0	0	0	0
Sept 19	@ Buf																	
Sept 25	LV																	
Oct 2	@ Ind																	
Oct 9	@ Was																	
Oct 23	Ind																	
Oct 30	@ Hou																	
Nov 6	@ KC																	
Nov 13	Den																	
Nov 17	@ GB																	
Nov 27	Cin																	

Dec 4 @ Phi  
Dec 11 Jax  
Dec 18 @ LAC  
Dec 24 Hou  
Dec 29 Dal  
Jan 7/8 @ Jax

Totals 0-1 1/0 0 0 0 0.0 0.0 0 0 0 0 0 0 0 0 0 0 0

## A.J. MOORE JR.'S NFL STATISTICS

### REGULAR SEASON

Year	Team	GP GS		TACKLES							INTERCEPTIONS					FUMBLES			
				Tot	Solo	Asst	Sk	Yds	QBP	TFL	No	Yds	Lg	TD	PD	FF	FR	Yds	SpT
2018	Houston	16	0	0	0	0	0.0	0.0	0	0	0	0	0	0	0	0	1	0	11
2019	Houston	16	0	2	2	0	0.0	0.0	0	1	0	0	0	0	0	0	0	0	12
2020	Houston	11	5	31	18	13	1.0	10.0	2	1	0	0	0	0	1	1	0	0	4
2021	Houston	12	0	2	0	2	0.0	0.0	0	0	0	0	0	0	0	1	0	0	7
2022	Tennessee	1	0	0	0	0	0.0	0.0	0	0	0	0	0	0	0	0	0	0	0
NFL Totals		56	5	35	20	15	1.0	10.0	2	2	0	0	0	0	1	2	1	0	34

### PLAYOFFS

Year	Team	GP GS		TACKLES							INTERCEPTIONS					FUMBLES			
				Tot	Solo	Asst	Sk	Yds	QBP	TFL	No	Yds	Lg	TD	PD	FF	FR	Yds	SpT
2018	Houston	1	0	0	0	0	0.0	0.0	0	0	0	0	0	0	0	0	0	0	0
2019	Houston	2	0	0	0	0	0.0	0.0	1	0	0	0	0	0	0	0	0	0	1
NFL Totals		3	0	0	0	0	0.0	0.0	1	0	0	0	0	0	0	0	0	0	1

### Single-Game Highs

Tackles - 10 vs. Tennessee (1/3/21)  
Sacks - 1 vs. Indianapolis (12/6/20)  
Passes Defensed - 1 at Kansas City (9/10/20)  
Forced Fumbles - 1 (Twice, last at Miami, 11/7/21)  
Special Teams Tackles - 3 at Tampa Bay (12/21/19)

### Playoff Single-Game Highs

Special Teams Tackles - 1 vs. Buffalo (1/4/20)

### Additional Statistics

Special Teams Fumble Recovery - 1 vs. Tennessee (11/26/18)



# 85 CHIG OKONKWO

**TIGHT END • 6'3" • 238 LBS • COLLEGE: MARYLAND**

**ACQUIRED: 4TH ROUND - 2022 • NFL EXPERIENCE (NFL/TITANS): ROOKIE**

**HOMETOWN: POWDER SPRINGS, GA.**

**GAMES PLAYED/GAMES STARTED: 1/0 (PLAYOFFS: 0/0)**



**PRO:** The Titans selected Chig Okonkwo ("CHIGG oh-KAHN-kwoh") in the fourth round (143rd overall) of the 2022 NFL Draft to bring both receiving athleticism and blocking ability to the tight ends unit. The 6-foot-3-inch, 238-pounder tallied 52 receptions as a senior at Maryland, which ranked second in program history for single-season catches by a tight end, behind only Frank Wycheck (58; 1990). The Powder Springs, Ga., native appeared in 37 games with 20 starts over four seasons (2018-21) at Maryland and caught 77 passes for 717 yards and eight touchdowns. Okonkwo also added three carries for 72 yards and three touchdowns, including a career-long rush of 54 yards.

## CAREER HIGHLIGHTS:

- In 2021, Okonkwo's 52 receptions ranked second-most by a tight end in a single season in Maryland history, behind only Frank Wycheck (58; 1990). Okonkwo's 447 receiving yards were the most by a Terps tight end since Vernon Davis (871; 2005).
- As a senior against Penn State (11/6/21), Okonkwo posted 12 catches, which marked the second-most receptions in a single game by a tight end in school history. The following game, at Michigan State (11/13/21), Okonkwo tallied eight catches for 112 yards and two touchdowns, marking the most receiving yards in a game by a Maryland tight end since Vernon Davis (139 yards at North Carolina, 11/12/05). His career-best two touchdowns both went for a career-long 32 yards.

## TITANS TIDBITS:

- Okonkwo's father, Charlton, passed away of a heart attack when Okonkwo was 15. According to his mother, Isioma, who emigrated from Nigeria, "In our culture, the boys, even if they're young or not, they're always considered more important. When my husband passed, the people who came let him know that he's the man and now he has the responsibility to take care of his mom and his sisters." According to Okonkwo, "In our culture, [being] the man in the house is a really big deal. As the only male, I was the one giving my mom support."
- Okonkwo sat out the 2020 season with myocarditis due to COVID.
- He has a cat named Sage.
- Okonkwo and his two sisters played tennis growing up at the encouragement of their father. Okonkwo played from the time he was five or six until he was 12.
- He was a member of the Big Ten's Anti-Hate and Anti-Racism Coalition.
- In his free time, Okonkwo enjoys watching anime.

## CAREER TRANSACTIONS:

- The Powder Springs, Ga., native was selected by the Titans in the fourth round (143rd overall) of the 2022 NFL Draft.

## SEASON RECAPS:

### 2022 (1/0):

- Against N.Y. Giants (9/11), made his NFL debut as a reserve at tight end and registered his first career reception for 11 yards in the fourth quarter.

## COLLEGE:

- In four seasons at Maryland (2018-21), Okonkwo appeared in 37 games with 20 starts and tallied 77 receptions for 717 yards and eight touchdowns, and added three carries for 72 yards and three scores, including a career-long rush of 54 yards. Did not play during the 2020 season because of myocarditis due to COVID.

**AS A SENIOR (2021),** started all 13 games and posted career-high marks

with 52 catches for 447 yards and a team-leading five touchdowns. His 52 receptions ranked second-most by a tight end in a single season in Maryland history behind only Frank Wycheck (58; 1990), and his 447 receiving yards were the most by a Terps tight end since Vernon Davis (871; 2005).

- At Penn State (11/6), recorded 12 catches for 85 yards, which marked the second-most receptions in a single game by a tight end in school history.
- At Michigan State (11/13), caught eight passes for 112 yards and two touchdowns. His receiving yards marked the most receiving yards in a game by a Maryland tight end since Vernon Davis (139 yards at North Carolina, 11/12/05), and his career-best two touchdowns both went for a career-long 32 yards.

**AS A JUNIOR (2020),** sat out the season with myocarditis due to COVID.

**AS A SOPHOMORE (2019),** appeared in all 12 games with three starts and tallied 19 catches for 201 yards and two touchdowns. Ranked second on the squad in receptions and third on the team in receiving yards.

- Against Indiana (10/19), caught a then-career-best five passes for 43 yards and a touchdown.

**AS A FRESHMAN (2018),** saw action in 12 contests and made four starts. Amassed six catches for 69 yards and a score, and rushed three times for 72 yards and three touchdowns, including a career-long rush of 54 yards.

- Against Illinois (10/27), caught one 25-yard touchdown and rushed for a career-long 54-yard score.
- Graduated from Maryland in May 2021 with a degree in kinesiology and also pursued a graduate degree in technology entrepreneurship.

## PERSONAL:

- Attended Hillgrove (Ga.) High School where he was a consensus three-star recruit.
- Also competed in basketball and track and field (triple jump).
- He has two older sisters.
- Son of the late Charlton and Isioma Okonkwo.
- Follow Okonkwo on Instagram @Chig and on Twitter @ChigTweets.
- Born Chigoziem Charlton Okonkwo on Sept. 8, 1999 in Powder Springs, Ga.



## CHIG OKONKWO'S NFL STATISTICS

### REGULAR SEASON

Year	Team	REGULAR SEASON		RECEIVING					RUSHING				
		GP	GS	No	Yds	Avg	Lg	TD	Att	Yds	Avg	Lg	TD
2018	Maryland	12	4	6	69	11.5	25	1	3	72	24.0	54	3
2019	Maryland	12	3	19	201	10.6	23	2	0	0	-	-	0
2020	Maryland	0	0	0	0	-	-	0	0	0	-	-	0
2021	Maryland	13	13	52	447	8.6	32t	5	0	0	-	-	0
NFL Totals		37	20	77	717	9.3	32t	8	3	72	24.0	54	3

### Single-Game Highs

Receptions - 12 vs. Penn State (11/6/21)

Receiving Yards - 112 at Michigan State (11/13/21)

Long Reception - 32 at Michigan State (11/13/21)

Touchdowns - 2 at Michigan State (11/13/21)

Rushes - 1 (Three times, last vs. Illinois 10/27/18)

Rushing Yards - 54 vs. Illinois 10/27/18

Long Rush - 54 vs. Illinois 10/27/18

Rushing Touchdowns - 1 (Three times, last vs. Ohio State 11/17/18)

## CHIG OKONKWO'S GAME-BY-GAME

### 2022 Tennessee Titans

Date	Opp.	W/L	P/S	RECEIVING					TD								
				No	Yds	Avg	Lg	TD									
Sept 11	NYG	L	p	1	11	11.0	11	0		Dec 4	@	Phi					
Sept 19	@ Buf									Dec 11		Jax					
Sept 25	LV									Dec 18	@	LAC					
Oct 2	@ Ind									Dec 24		Hou					
Oct 9	@ Was									Dec 29		Dal					
Oct 23	Ind									Jan 7/8	@	Jax					
Oct 30	@ Hou									Totals			0-1	1/0	1	11	11.0
Nov 6	@ KC														11	0	
Nov 13	Den																
Nov 17	@ GB																
Nov 27	Cin																

## CHIG OKONKWO'S NFL STATISTICS

### REGULAR SEASON

Year	Team	REGULAR SEASON		RECEIVING					RUSHING				
		GP	GS	No	Yds	Avg	Lg	TD	Att	Yds	Avg	Lg	TD
2022	Tennessee	0	0	0	0	-	0	0	0	0	-	0	0
NFL Totals		0	0	0	0	-	0	0	0	0	-	0	0

### Single-Game Highs

Receptions - 1 vs. N.Y. Giants (9/11/22)

Receiving Yards - 11 vs. N.Y. Giants (9/11/22)


Long Reception - 11 vs. N.Y. Giants (9/11/22)

Receiving Touchdowns -



# 78 NICHOLAS PETIT-FRERE

**OFFENSIVE LINEMAN • 6'5" • 316 LBS • COLLEGE: OHIO STATE**  
**ACQUIRED: 3RD ROUND - 2022 • NFL EXPERIENCE (NFL/TITANS): ROOKIE**  
**HOMETOWN: TAMPA, FLA.**  
**GAMES PLAYED/GAMES STARTED: 1/1 (PLAYOFFS: 0/0)**



**PRO:** The Titans used their third-round selection in the 2022 NFL Draft on offensive lineman Nicholas Petit-Frere. The 6-foot-5-inch, 316-pounder from Ohio State brings strength and athleticism to the position group. A native of Tampa, Fla., Petit-Frere played in 35 games with the Buckeyes and was a member of three consecutive Big Ten Conference championship teams.

#### TITANS TIDBITS:

- Petit-Frere was about 270 pounds when he arrived at Ohio State, and it took him a while to get to his current weight around 315 pounds. During the COVID-19 pandemic, he learned how to cook to help him continue his weight progress. He still enjoys cooking to this day, especially a lot of pastas, but says he can cook anything. He really enjoys trying out new recipes.
- Petit-Frere is trying to learn how to play the piano after playing the cello in middle school.
- Petit-Frere worked for Metropolitan Ministries in high school and would like to continue to be involved in education and causes to help underprivileged children and victims of domestic violence.

#### CAREER TRANSACTIONS:

- The Tampa, Fla., native was selected by the Titans in the third round (69th overall) of the 2022 NFL Draft.

#### SEASON RECAPS:

##### 2022 (1/1):

- Against N.Y. Giants (9/11), made his NFL debut as a starter at right tackle and was a part of an offensive line that allowed just one sack for zero yards on 33 pass attempts.

#### COLLEGE:

- Played parts of four seasons at Ohio State and saw action in 35 career games with 20 starts. Was a member of three consecutive Big Ten Conference championship teams (2018-20) and was a part of two Ohio State teams that qualified for the College Football Playoffs (2019-2020).

**AS A JUNIOR (2021)**, named first team All-Big Ten by both the coaches and media after starting all 12 games at left tackle. Earned first-team All-American honors by the Football Writers Association of America and CBS Sports. Helped Ohio State rank No. 1 in the nation in total offense and scoring offense. Was on the 2021 Outland Trophy watch list.

**AS A SOPHOMORE (2020)**, received second-team All-Big Ten honors after starting seven games at right tackle for the eighth-ranked rushing attack in the country. Selected an Ohio State scholar-athlete and named Academic All-Big Ten.

**AS A REDSHIRT FRESHMAN (2019)**, saw action in 13 games with one start at left tackle against Northwestern.

**AS A TRUE FRESHMAN (2018)**, played in three games as a reserve before being redshirted. Named an Ohio State scholar-athlete.

- Graduated in the Fall of 2021 with a bachelor's degree in business marketing from Ohio State.

#### PERSONAL:

- Attended Berkeley Prep (Tampa, Fla.) and was the nation's consensus top-ranked offensive tackle prospect with ESPN, Rivals and 247Sport.

- Was a consensus five-star recruit and one of just three offensive tackles in the 2018 class to receive a five-star designation. Was selected to the Under Armour All-America Game.
- As a senior (2017), was named a finalist for the Franklin D. Watkins Memorial Trophy Award, given to the top African-American high school football player in the country.
- As a junior (2016), helped lead the Buccaneers to the Class 3A state semifinals.
- Also played basketball for three years and participated in track and field as a senior.
- Was nicknamed The Law Firm in high school.
- Is the son of Loris Petit-Frere, who is a first-generation American from Haiti.
- Last name is pronounced puh-TEE FRAIR.
- Follow Petit-Frere on Twitter at @NicholasPetit.
- Follow Petit-Frere on Instagram at @nicholas\_petitfrere.
- Born Nicholas Petit-Frere on Sept. 15, 1999 in Port St. Lucie, Fla.

### NICHOLAS PETIT-FRERE'S COLLEGE STATISTICS

#### REGULAR SEASON

Year	Team	GP	GS
2018	Ohio State	3	0
2019	Ohio State	13	1
2020	Ohio State	7	7
2021	Ohio State	12	12
<b>College Totals</b>		<b>35</b>	<b>20</b>

#### Starts Breakdown:

2019 - LT 1; 2020 - RT 7; 2021 - LT 12

### NICHOLAS PETIT-FRERE'S NFL STATISTICS

#### REGULAR SEASON

Year	Team	GP	GS
2022	Tennessee	1	1
<b>NFL Totals</b>		<b>1</b>	<b>1</b>

#### Starts Breakdown:

2022 - RT 1



# 18 KYLE PHILIPS

**WIDE RECEIVER • 5'11" • 189 LBS • COLLEGE: UCLA**  
**ACQUIRED: 5TH ROUND - 2022 • HOMETOWN: SAN MARCOS, CALIF.**  
**NFL EXPERIENCE (NFL/TITANS): ROOKIE**  
**GAMES PLAYED/GAMES STARTED: 1/0 (PLAYOFFS: 0/0)**



**PRO:** The Titans selected Kyle Philips in the fifth round (163rd overall) of the 2022 NFL Draft to bring quickness, sure hands and precision route running to the wide receiving corps. The 5-foot-11-inch, 189-pounder possesses the abilities to contribute heavily as a slot receiver and in the return game. A native of San Marcos, Calif., Philips spent four seasons at UCLA, where he played in 34 games with 23 starts.

#### CAREER HIGHLIGHTS:

- As a junior at UCLA in 2021, Philips led the Bruins in receptions (59), receiving yards (739) and receiving touchdowns (10). He also led the team in punt returns (nine) and punt return average (22.6).
- As a redshirt freshman in 2019, he posted a career-high 60 receptions for 681 yards and five touchdowns.

#### TITANS TIDBITS:

- Philips' maternal grandfather was Japanese. His family was placed in the Japanese internment camps during World War II.
- His best friend is Terrell Burgess, a teammate at San Marcos (Calif.) High School and safety with the Los Angeles Rams.
- Philips claims one of his hidden talents is badminton, and he also considers himself an excellent barbecue grillmaster.
- He lists "The Office" as his favorite TV show to binge and "Step Brothers" as his favorite movie.

#### CAREER TRANSACTIONS:

- The San Marcos, Calif., native was selected by the Titans in the fifth round (163rd overall) of the 2022 NFL Draft.

#### SEASON RECAPS:

**2022 (1/0):** Has led the team in receptions once in 2022 (vs. NYG). Has led the team in receiving yards once in 2022 (vs. NYG).

- Against N.Y. Giants (9/11), made his NFL debut as a reserve at wide receiver and led the team with six receptions and 66 receiving yards. Returned four punts for 62 yards with a long return of 46 yards. Fielded his first career punt and raced up the left sideline for a 46-yard return to the Giants 45-yard line setting up the Titans' first scoring drive. Kept the Titans' second touchdown drive alive with a five-yard grab on third-and-five in the third quarter. Got the Titans in field goal range with a 21-yard catch along the sideline late in the fourth quarter.

#### COLLEGE:

- In four years at UCLA, he started 23 of his 34 games and totaled 163 receptions for 1,821 yards and 17 touchdowns. Added 25 punt returns for 496 yards (19.8 avg.) with two touchdowns. Posted at least one reception in 32 of his 34 career games, including a reception streak of 29 games to end his career. Finished his career fourth on the all-time UCLA career receptions list. Became the first Bruin to lead the team in receptions in three straight seasons since Craig Bragg from 2001 to 2004.

**AS A JUNIOR (2021),** started nine of his 11 games played and caught 59 passes for 739 yards and 10 touchdowns. Led Pac-12 receivers with 10 touchdown catches. Ranked second in the Pac-12 in receiving yards per game (67.18) and third in the league in receptions per game average (5.36). Averaged 22.6 yards per punt return, including an 82-yard touchdown to help UCLA rate No. 1 in the NCAA in punt returns as a team. Named first-team All-Pac-12 by the league coaches and Phil Steele. Selected to the second-team All-Pac-12 team as a kick returner by league coaches and Phil Steele. Named second-team All-Pac-12 as a receiver/

returner by Associated Press and PFF.

- Against Fresno State (9/18), caught seven passes for 113 yards and two touchdowns, including a 42-yard score.
- At Stanford (9/25), turned in his second consecutive 100-yard, two-touchdown game, totaling five catches for 120 yards with a pair of scores, including a career-long 75-yarder.
- Against Colorado (11/13), posted a career-long 82-yard punt return for a touchdown and added eight receptions for 99 yards.
- At Southern California (11/20), recorded six catches for 80 yards and two touchdowns.
- Against California (11/27), posted six receptions for 32 yards and a pair of touchdowns in his final college action.

**AS A SOPHOMORE (2020),** saw action in all seven games, with six starts during a season that was shortened due to the COVID-19 pandemic. His 38 catches led the team and pushed him over the 100-career catch mark (27th Bruin to do so). Returned six punts for 77 yards (12.8 avg.). Named honorable mention All-Pac-12 by the league coaches and second-team All-Pac-12 by PFF and Phil Steele.

- At Oregon (11/21), caught eight passes for a season-high 91 yards and added a career-long 29-yard rushing attempt.
- Against Southern California (12/12), tied his season high with eight receptions for 63 yards.

**AS A REDSHIRT FRESHMAN (2019),** saw action in all 12 games, with eight starts. Totaled a career-high 60 receptions for 681 yards and five touchdowns. His 60 catches were the most ever by a freshman player at UCLA (redshirt or true). Became the first Bruin redshirt freshman to lead the team in receptions since 2001 (Craig Bragg). Totaled three or more catches in nine games. Had 10 catches at Stanford and his two 10-plus catch efforts rank tied for third on the all-time UCLA list (behind only J.J. Stokes and Jordan Lasley, who each had three). Helped UCLA rate second in the nation in punt return average with a 22.5 yards per return mark.

- Against Oklahoma (9/14), scored his first college touchdown on a 13-yard reception.
- At Washington State (9/21), returned a punt 69 yards for a touchdown.
- At Stanford (10/17), caught 10 passes for 100 yards and a season-high two touchdowns.
- At Southern California (11/23), totaled 12 receptions for 123 yards. His 12 catches tied for the fourth-most ever by a Bruin receiver in any game.

**AS A TRUE FRESHMAN (2018),** redshirted after seeing action as a reserve receiver and special teams performer in the first four games of the season.

- Against Cincinnati (9/1), totaled three catches for 13 yards in the season opener and the first game of his college career.
- At Colorado (9/28), returned a punt for 32 yards.
- Graduated from UCLA in 2021 with a degree in political science.

#### PERSONAL:

- Attended San Marcos (Calif.) High School, where he was as a four-star recruit by ESPN.com and 247 Sports. He was rated 247's No. 43 recruit in the state of California and No. 208 in the nation, while rising to No. 263 on the ESPN 300 national list.
- As a high school senior in 2017, he produced 59 receptions for 1,318 yards and 10 touchdowns, and he was credited with 26 tackles and a pair of interceptions on defense.

- As a high school junior, he caught 65 passes for 909 yards and 11 touchdowns.
- Also participated on his high school's track and field team.
- The son of Michael and Christie Philips, he has an older sister (McKenzie) and a brother-in-law (Trevor).
- Follow Philips on Twitter at @kylephilips17.
- Follow Philips on Instagram at @kylephilips.
- Born Kyle Michael Philips on June 17, 1999 in Las Vegas, Nev.

## KYLE PHILIPS' COLLEGE STATISTICS

Year	Team	GP	GS	RECEIVING						RUSHING				
				No	Yds	Avg	Lg	TD		Att	Yds	Avg	Lg	TD
2018	UCLA	4	0	6	31	5.2	9	0		0	0	-	-	0
2019	UCLA	12	8	60	681	11.4	39	5		1	7	7.0	7	0
2020	UCLA	7	6	38	370	9.7	21t	2		4	40	10.0	29	0
2021	UCLA	11	9	59	739	12.5	75t	10		0	0	-	-	0
<b>College Totals</b>		<b>34</b>	<b>23</b>	<b>163</b>	<b>1,821</b>	<b>11.2</b>	<b>75t</b>	<b>17</b>		<b>5</b>	<b>47</b>	<b>9.4</b>	<b>29</b>	<b>0</b>

Year	Team	PUNT RETURNS					KICKOFF RETURNS				
		No	Yds	Avg	Lg	TD	No	Yds	Avg	Lg	TD
2018	UCLA	2	36	18.0	32	0	0	0	-	-	0
2019	UCLA	8	180	22.5	69t	1	0	0	-	-	0
2020	UCLA	6	77	12.8	28	0	0	0	-	-	0
2021	UCLA	9	203	22.6	82t	1	0	0	-	-	0
<b>College Totals</b>		<b>25</b>	<b>496</b>	<b>19.8</b>	<b>82t</b>	<b>2</b>	<b>0</b>	<b>0</b>	<b>-</b>	<b>-</b>	<b>0</b>

### Single-Game Highs

Receptions - 12 at Southern California (11/23/19)

Receiving Yards - 123 at USC (11/23/19)

Long Reception - 75t at Stanford (9/25/21)

Receiving Touchdowns - 2 (Five times, last vs. Cal, 11/27/21)

Rushing Attempts - 2 vs. Southern California (12/12/20)

Rushing Yards - 29 at Oregon (11/21/20)

Long Rush - 29 at Oregon (11/21/20)

Punt Returns - 3 at Stanford (9/25/21)

Punt Return Yards - 93 vs. Colorado (11/13/21)

Long Punt Return - 82t vs. Colorado (11/13/21)

Punt Return Touchdowns - 1 (Twice, last vs. Colorado, 11/13/21)

## KYLE PHILIPS' OFFENSIVE GAME-BY-GAME

2022 Tennessee Titans				RECEIVING					
Date	Opp.	W/L	P/S	No	Yds	Avg	Lg	TD	
Sept 11	NYG	L	p	6	66	11.0	21	0	Dec 4 @ Phi
Sept 19	@ Buf								Dec 11 Jax
Sept 25	LV								Dec 18 @ LAC
Oct 2	@ Ind								Dec 24 Hou
Oct 9	@ Was								Dec 29 Dal
Oct 23	Ind								Jan 7/8 @ Jax
Oct 30	@ Hou								
Nov 6	@ KC								
Nov 13	Den								
Nov 17	@ GB								
Nov 27	Cin								
<b>Totals</b>									<b>0-1 1/0 6 66 11.0 21 0</b>



KYLE PHILIPS' RETURN GAME-BY-GAME

2022 Tennessee Titans				PUNT RETURNS							KICKOFF RETURNS																									
Date	Opp	W-L	P/S	No	FC	Yds	Avg	Lg	TD	No	Yds	Avg	Lg	TD																						
Sept 11	NYG	L	p	4	2	62	15.5	46	0	0	0	-	0	0	Nov 27	Cin																				
Sept 19	@ Buf																					Dec 4	@ Phi													
Sept 25	LV																					Dec 11	Jax													
Oct 2	@ Ind																					Dec 18	@ LAC													
Oct 9	@ Was																					Dec 24	Hou													
Oct 23	Ind																					Dec 29	Dal													
Oct 30	@ Hou																					Jan 7/8	@ Jax													
Nov 6	@ KC																					Totals		0-1	1/0	4	2	62	15.5	46	0	0	0	-	0	0
Nov 13	Den																																			
Nov 17	@ GB																																			

KYLE PHILIPS' NFL STATISTICS

REGULAR SEASON				RECEIVING						RUSHING				
Year	Team	GP	GS	No	Yds	Avg	Lg	TD	Att	Yds	Avg	Lg	TD	
2022	Tennessee	1	0	6	66	11.0	21	0	0	0	-	0	0	
NFL Totals		1	0	6	66	11.0	21	0	0	0	-	0	0	

REGULAR SEASON				PUNT RETURNS				KICKOFF RETURNS				
Year	Team	No	FC	Yds	Avg	Lg	TD	No	Yds	Avg	Lg	TD
2022	Tennessee	4	2	62	15.5	46	0	0	0	-	0	0
NFL Totals		4	2	62	15.5	46	0	0	0	-	0	0

Single-Game Highs


Receptions - 6 vs. N.Y. Giants (9/11/22)  
Receiving Yards - 66 vs. N.Y. Giants (9/11/22)  
Long Reception - 21 vs. N.Y. Giants (9/11/22)  
Touchdown Receptions -

Punt Returns - 4 vs. N.Y. Giants (9/11/22)  
Punt Return Yards - 62 vs. N.Y. Giants (9/11/22)  
Punt Return Long - 46 vs. N.Y. Giants (9/11/22)



# 75 DILLON RADUNZ

**OFFENSIVE LINEMAN • 6'6" • 301 LBS • COLLEGE: NORTH DAKOTA STATE**  
**ACQUIRED: 2ND ROUND - 2021 • NFL EXPERIENCE (NFL/TITANS): 2/2**  
**HOMETOWN: BECKER, MINN.**  
**GAMES PLAYED/GAMES STARTED: 13/1 (PLAYOFFS: 0/0)**



**PRO:** The Titans used their second-round selection in the 2021 NFL Draft on technically-sound offensive lineman Dillon Radunz (pronounced "RAY-dinz") who brings athleticism and versatility to the position group. The 6-foot-6-inch, 301-pounder appeared in 12 games with one start at left tackle during his rookie campaign in 2021. A native of Becker, Minn., Radunz declared for the NFL Draft after North Dakota State's lone fall game his senior season, choosing to forego the Bisons' spring football schedule. He started 32 collegiate games at NDSU and was a member of four Missouri Valley Football Conference championship teams and three NCAA Division I football national championships.

#### CAREER HIGHLIGHTS:

- In 2021, Radunz logged his first career NFL start at left tackle on Thursday Night Football against San Francisco (12/23).

#### TITANS TIDBITS:

- Radunz has a long history with the jersey number 75. At Becker (Minn.) High School, No. 75 was passed down from the previous player of the year to him. After he won the player of the year award, he passed it on to the next winner. Then he was issued the number at North Dakota State and later passed it on to his younger brother, Nick.
- The community fellowship program Alcoholics Anonymous has a special place in Radunz's life due to his father's struggles with alcoholism. His father, Jeff, passed away at the age of 45 in an alcohol-related incident when Dillon was 12.
- During the COVID-19 pandemic in 2020-21, Radunz took up golfing and went hog hunting for the first time in Oklahoma. He is also trying to learn how to play the guitar.

#### CAREER TRANSACTIONS:

- The Becker, Minn., native was selected by the Titans in the second round (53rd overall) of the 2021 NFL Draft.

#### SEASON RECAPS:

##### 2022 (1/0):

- Against N.Y. Giants (9/11), saw action as a reserve on special teams.

**2021 (12/1, 0/0):** Played in 12 games with one start at left tackle during his rookie campaign. Was inactive for five regular season games and the postseason contest. Made his NFL debut at Seattle (9/19/21). Made his first career NFL start against San Francisco (12/23/21).

- At Seattle (9/19), saw action in his first NFL contest on special teams.
- Against Kansas City (10/24), saw significant action at left guard after Rodger Saffold III left the game with an injury. Played limited snaps at right guard after Nate Davis left the game briefly with an injury. Helped block for an offense that registered 369 total yards while only allowing one sack on 28 pass attempts.
- At Indianapolis (10/31), entered the game at right guard late in the third quarter after Nate Davis left with an injury.
- At L.A. Rams (11/7), saw action on special teams and as an extra tight end in jumbo sets.
- At New England (11/28), played as a reserve at left guard for the final series.
- Against San Francisco (12/23), made his first career NFL start at left tackle. Helped the Titans convert a season-high nine third downs on 16 attempts in the game, while scoring on four of its five possessions in the second half.
- Against Miami (1/2), played as a reserve at left guard late in the fourth

quarter.

#### COLLEGE:

- Played parts of four seasons at North Dakota State and saw action in 33 career games with 32 starts. Was a member of four Missouri Valley Football Conference championship teams and three NCAA Division I football national championships. Selected as a two-time FCS All-American and 2019 consensus first-team pick.
- As a senior (2020), made his 32nd consecutive and final start at left tackle for the Bison in the Oct. 3 season opener. Participated in the 2021 Reese's Senior Bowl.
- As a junior (2019), was a consensus first team All-American by the Associated Press, AFCA, STATS, HERO Sports, FCS Athletic Directors Association, Walter Camp Football Foundation, Phil Steele and Athlon Sports. Named All-Missouri Valley Football Conference first team after starting all 16 games at left tackle. NDSU rushed for a school-record 4,601 yards and ranked fourth in the FCS with 287.6 rushing yards per game.
- As a sophomore (2018), named All-Missouri Valley Football Conference second team after starting all 15 games at left tackle. Selected HERO Sports FCS sophomore All-American.
- As a redshirt freshman (2017), suffered a season-ending injury in the season opener.
- As a true freshman (2016), redshirted.
- Graduated in December 2020 with a bachelor's degree in industrial engineering and management from North Dakota State.

#### PERSONAL:

- Attended Becker (Minn.) High School and was a two-year starting left tackle for the back-to-back Minnesota Class 4A state champions in 2014 and 2015. His team went 25-1 over the two title-winning seasons.
- As a senior (2015), was a Top 10 finalist for Mr. Football in Minnesota while helping pave the way for a team that rushed for 3,091 yards and passed for 2,251 yards with 77 touchdowns.
- In 2015, was a team captain and district MVP who earned all-state recognition from the Associated Press, KARE-11 TV and Minnesota Vikings along with all-conference and all-metro honors.
- As a defensive lineman, finished his high school career with 99 solo tackles and 64 assisted tackles, including 14 quarterback sacks.
- Was named all-conference in basketball, where he was a three-year starter.
- Also competed in track and field and was a sixth-place finisher in the shot put at the 2015 Class 2A state meet.
- Has an older sister, Danielle, and a younger brother, Nick, who is an offensive lineman who joined the North Dakota State football program in spring 2020.
- Last name is pronounced RAY-dinz.
- Follow Radunz on Twitter at @DillonRadunz.
- Follow Radunz on Instagram at @dillon.radunz.
- Born Dillon Jeffrey Radunz on March 28, 1998 in St. Cloud, Minn.

## DILLON RADUNZ'S NFL STATISTICS

### REGULAR SEASON

Year	Team	GP	GS
2021	Tennessee	12	1
2022	Tennessee	1	0
NFL Totals		13	1

### PLAYOFFS

Year	Team	GP	GS
2021	Tennessee	0	0
NFL Totals		0	0

### Starts Breakdown:

2021 - LT 1

### Additional Career Statistics

Misc. Tackles - 1 (2021)



# 98 JEFFERY SIMMONS

**DEFENSIVE TACKLE • 6'4" • 305 LBS**

**COLLEGE: MISSISSIPPI STATE • ACQUIRED: 1ST ROUND - 2019**

**NFL EXPERIENCE (NFL/TITANS): 4/4 • HOMETOWN: MACON, MISS.**

**GAMES PLAYED/GAMES STARTED: 42/40 (PLAYOFFS: 5/2)**



**Captain: 2021, 2022**



**Pro Bowl: 2021**

**PRO:** The Titans selected Jeffery Simmons with the 19th overall pick in the 2019 NFL Draft. By the end of his third season, he was a team captain, a Pro Bowl selection and a second-team All-Pro honoree—all prior to his 25th birthday. From 2019 to 2021, he appeared in 41 total games (39 starts), including starts in all 17 games in 2021. The 6-foot-4, 305-pound defensive lineman provides a rare blend of size, power and quickness, making him a disruptive force in the middle of the defense. He was a first-team All-SEC selection as a sophomore and junior at Mississippi State, adding second-team All-American honors as a junior. Following his junior season, he declared for the NFL Draft.

## CAREER HIGHLIGHTS:

- In 2021, Simmons was named a team captain for the first time in his career, and he went on to become one of six players on the roster to start all 17 games. He was named to his first career Pro Bowl and added Associated Press second-team All-Pro honors after setting career highs in several categories, including sacks (8.5), tackles (54), quarterback pressures (58), tackles for loss (12) and passes defended (six). Among all defensive tackles in the NFL, his 8.5 sacks ranked sixth.
- Simmons was one of only five NFL players to produce at least 50 tackles, eight sacks and six passes defended in 2021, joining Maxx Crosby, Cameron Jordan, Cameron Heyward and T.J. Watt. Simmons and Heyward were the only interior defensive linemen in the league to accomplish the feat.
- In a divisional playoff game against Cincinnati on Jan. 22, 2022, he set a franchise postseason record with three sacks.
- In 2020, Simmons started 15 games at defensive tackle for the Titans and tied for the NFL lead with three defensive fumble recoveries. He also ranked second on the team with three sacks and 20 quarterback pressures.
- As a rookie in 2019, Simmons totaled 40 tackles, two sacks, two tackles for loss, 14 quarterback pressures and one pass defended in nine games (seven starts). He added four tackles, three quarterback pressures and a fumble recovery in three playoff contests.
- As a junior in 2018, Simmons was named first team All-SEC and second team All-American after totaling 63 tackles, 17 tackles for loss and two sacks. His 17 tackles for loss led the team, ranked fourth in the SEC and were the third-most in single-season school history.

## TITANS TIDBITS:

- In July 2022, the official ribbon cutting was held at the Jeffery B. Simmons Field House at Noxubee County High School in Macon, Miss. Simmons donated more than \$50,000 to upgrade his former high school's athletic facilities. During the same week, he donated \$75,000 to Starkville (Miss.) Parks and Recreation to be used for a new turf field at the Starkville Sportsplex. The field was also named in his honor.
- During college, Simmons was a two-time member of the SEC Academic Honor Roll.
- Simmons' brother, Dylan Bradley, played football at Southern Miss and then spent time with the Minnesota Vikings. His uncle, Jason Hatcher, played 10 total seasons with the Dallas Cowboys and Washington Football Team.
- Away from football, Simmons enjoys fishing and spending time outdoors.
- Simmons holds an annual youth football camp in Mississippi.

## CAREER TRANSACTIONS:

- The Macon, Miss., native was selected by the Titans in the first round (19th overall) of the 2019 NFL Draft.

## SEASON RECAPS:

**2022 (1/1):** Has tied for the team lead in sacks once in 2022 (vs. NYG). Has tied for the team lead in quarterback pressures once in 2022 (vs. NYG).

- Against N.Y. Giants (9/11), posted six tackles, two sacks, two additional stops for loss, a forced fumble while tying for the team lead with six quarterback pressures. Sacked Daniel Jones for a five-yard loss in the opening quarter. Strip-sacked Daniel Jones for a seven-yard loss and the fumble was recovered by Bud Dupree at the Giants' 44-yard line in the second stanza. Combined with David Long Jr. to stuff Saquon Barkley for a one-yard loss on a rush off right tackle in the third quarter. Burst through the line and dropped Barkley for a six-yard loss on a rush off right end in the final quarter.

**2021 (17/17, 1/1):** Named Associated Press second-team All-Pro and named to his first career Pro Bowl. Started all 17 games at defensive tackle and led the team with 58 quarterback pressures. Ranked second on the squad with 12 tackles for loss and third on the club with a career-best 8.5 sacks. Added 54 tackles and six passes defended. Started the postseason contest and registered eight tackles, including a team-high and franchise-postseason-record three sacks to go along with three quarterback pressures. Led or tied for the team lead in sacks five times (vs. ARI, at LAR, vs. NO, at HOU, vs. CIN). Led or tied for the team lead in quarterback pressures eight times (at SEA, vs. BUF, at IND, at LAR, vs. NO, vs. SF, vs. MIA, at HOU). Tied for the team lead in passes defended twice (vs. HOU, at PIT). Registered a career-high three sacks at L.A. Rams (11/7/21).

- Against Arizona (9/12), started at defensive tackle and collected five tackles, including a sack and two quarterback pressures. Stuffed Chase Edmonds for no gain on a rush up the middle early in the first stanza. Halted a Cardinals' drive by sacking Kyler Murray for a seven-yard loss on third-and-10 in the third quarter.
- At Seattle (9/19), started at defensive tackle and posted a half sack and a team-high four quarterback pressures. Halted a Seahawks' drive by combining with Denico Autry for a seven-yard sack of Russell Wilson on third-and-14 in the second quarter.
- Against Indianapolis (9/26), started at defensive tackle and tallied three tackles, three quarterback pressures and a pass defended. Batted down a pass at the line of scrimmage that was intended for Michael Pittman Jr.
- At Jacksonville (10/10), started at defensive tackle and compiled three tackles, including a stop for loss, three quarterback pressures and a pass defended. Stuffed James Robinson for a one-yard loss on a rush up the middle in the second quarter. Deflected a pass intended for Jamal Agnew in the second stanza.
- Against Buffalo (10/18), started at defensive tackle and registered five tackles, a sack and led the team with seven quarterback pressures. Dropped Josh Allen for a seven-yard sack midway through the fourth quarter. Sealed the victory by stonewalling Allen for no gain on a fourth-and-one quarterback sneak inside the Titans' five-yard line with less than 30 seconds remaining in the game.
- At L.A. Rams (11/7), tallied six tackles, including a career-best three sacks, to go along with a career-high and team-best 10 quarterback pressures. Became the first Titans player with three sacks in a game since Dec. 21, 2008 (3.5, Jason Jones). Became the only Titans/Oilers players with three sacks in the first half of a game since individual sacks became an official NFL statistic in 1982. Sacked Matthew Stafford for a seven-yard loss on the Rams' opening drive. Pressured Stafford in the end zone resulting in an interception by David Long Jr. which was returned to the Rams' two-yard line in the second quarter. Halted a Rams' drive by



dropping Stafford for a 10-yard sack on third-and-five in the second quarter. Notched his third sack of the evening by bringing down Stafford for a nine-yard loss late in the second stanza. Combined with Chris Jackson to stop Sony Michel for no gain on a rush off left tackle late in the third quarter.

- Against New Orleans (11/14), collected four tackles, including a team-high two sacks, a team-best three quarterback pressures to go along with a pass defended. Recorded multiple sacks in consecutive games for the first time in his career. Sacked Trevor Siemian for an eight-yard loss in the opening quarter. Registered his second consecutive multiple-sack game by dropping Siemian for four-yard loss late in the second quarter. Batted down a pass intended for Mark Ingram in the third stanza. Stuffed Ingram for no gain on a rush off right tackle in the fourth quarter.
- Against Jacksonville (12/12), posted three tackles, including a stop for loss, three quarterback pressures and a pass defended in the shutout victory. Stuffed James Robinson for a one-yard loss on a rush up the middle early in the third quarter. Combined with Rashaan Evans to stonewall Robinson for no gain on a rush off left tackle in the third stanza. Batted down a pass intended for Carlos Hyde in the final quarter.
- At Houston (1/9), compiled two tackles, including a sack and a team-best four quarterback pressures. Dropped Davis Mills for a nine-yard sack in the third quarter.
- Against Cincinnati (1/22), started at defensive tackle and posted eight tackles, including a team-best and franchise single-game postseason record three sacks to go along with three quarterback pressures. Sacked Joe Burrow for a 12-yard loss on third-and-14 late in the second quarter. Dropped Burrow for a six-yard sack early in the third quarter. Registered his third sack of the day and ended a Bengals' drive by dropping Burrow for a 10-yard loss on third-and-eight in the fourth quarter.

**2020 (15/15, 1/1):** Started 15 games at defensive tackle and finished second on the club with three sacks and 20 quarterback pressures. Tied for the NFL lead with three defensive fumble recoveries in 2020. Registered 49 tackles, including three stops for loss, five passes defended and a forced fumble. Missed one game on the reserve/COVID-19 list. Started the postseason contest at defensive tackle and collected three tackles, including a stop for loss. Led or tied for the team lead in sacks three times in 2020 (at MIN, vs. HOU, at IND). Led or tied for the team lead in quarterback pressures eight times in 2020 (at MIN, vs. HOU, vs. PIT, at CIN, at BAL, at IND, vs. CLE, at GB). Tied for the team lead in passes defended once in 2020 (vs. IND).

- At Denver (9/14), started at defensive tackle and collected four tackles and a fumble recovery. Gave the Titans offense great field position by recovering a Melvin Gordon III fumble that was forced by Kevin Byard at the Broncos' 23-yard line early in the second quarter. Finished off the Titans' goal-line stand in the second quarter by stuffing Jake Butt for no gain on a short pass on fourth down.
- Against Jacksonville (9/20), started at defensive tackle and posted three tackles and a pass defended. Sealed the victory by deflecting a Gardner Minshew II pass that was intercepted by Harold Landry III with 47 seconds remaining in the game.
- At Minnesota (9/27), started at defensive tackle and registered five tackles, including a sack and a team-best five quarterback pressures. Ended a Vikings' drive by dropping Kirk Cousins for a six-yard sack on third-and-eight in the first quarter.
- Against Houston (10/18), started at defensive tackle and produced six tackles, including a sack and two quarterback pressures. Teamed with DaQuan Jones to stuff David Johnson for a one-yard loss on a rush off left tackle in the first quarter. Combined with Rashaan Evans to stuff David Johnson for no gain on a goalline rush in the second quarter. Halted a Texans' drive by dropping Deshaun Watson for a 12-yard sack on third-and-eight in the fourth quarter. Made a critical play by batting down a two-point conversion attempt intended to Randall Cobb that would have made it a two-score game late in the fourth quarter.
- Against Pittsburgh (10/25), started at defensive tackle and registered three tackles, a team-high two quarterback pressures and a pass defended. Pounced on James Conner for a 10-yard loss after Ben Roethlisberger pitched him the ball in the first quarter. Stuffed Conner for no gain on a rush up the middle in the third stanza. Batted a Roethlisberger pass that was then intercepted by Jayon Brown late in the third quarter.
- Against Chicago (11/8), named AFC Defensive Player of the Week after starting at defensive tackle and tallying three tackles, a forced fumble, a fumble recovery and a pass defended. Forced a David Montgomery fumble that was scooped up by Desmond King II and returned 63 yards for a touchdown in the third quarter. Deflected a pass intended for Anthony Miller in the final stanza. Recovered a Miller fumble that was forced by

Jayon Brown in the fourth quarter.

- At Indianapolis (11/29), started at defensive tackle and recorded four tackles, a sack, two quarterback pressures and a pass defended. Halted a Colts' drive by dropping Philip Rivers for a six-yard sack on third-and-six in the third quarter. Batted down a pass intended for T.Y. Hilton late in the third stanza. Stuffed Nyheim Hines for no gain on a rush up the middle late in the fourth quarter.
- Against Cleveland (12/6), started at defensive tackle and tallied a career-high seven tackles with a quarterback pressure. Combined with David Long Jr. to stuff Nick Chubb for no gain on a rush off left guard in the first quarter. Teamed with Rashaan Evans to stonewall Kareem Hunt for a one-yard loss on a rush up the middle in the opening stanza. Stopped Hunt for no gain on a rush off right tackle in the second quarter.
- Against Detroit (12/20), started at defensive tackle and produced two tackles, two quarterback pressures and a fumble recovery. Recovered a T.J. Hockenson fumble that was forced by Derick Roberson in the third quarter.
- Against Baltimore (1/10), started at defensive tackle and posted three tackles and a quarterback pressure. Stuffed Lamar Jackson for a one-yard loss on a rush up the middle in the third quarter.

**2019 (9/7, 3/0):** Played in nine games with seven starts during his rookie campaign and collected 40 tackles, two sacks, 14 quarterback pressures, two tackles for loss and a pass defended. Spent the first six weeks of the season on the non-football injury list. Saw action in all three postseason contests and notched four tackles, three quarterback pressures and a fumble recovery. Led or tied for the team lead in sacks twice (vs. LAC, at OAK). Tied for the team lead in quarterback pressures once (at HOU). Saw action in his first career game and registered his first career sack against the L.A. Chargers (10/20/19). Made his first career start against Tampa Bay (10/27/19).

- Against L.A. Chargers (10/20), made his NFL debut as a reserve at defensive end and posted six tackles, including a sack, a stop for loss and two quarterback pressures. Teamed with Harold Landry to stonewall Melvin Gordon for a one-yard loss on a rush off right tackle in the opening quarter. Collected his first career sack by dropping Philip Rivers for a three-yard loss in the third quarter. Combined with Rashaan Evans to stop Gordon for no gain on first-and-goal during the final goal-line stand.
- Against Tampa Bay (10/27), notched his first career NFL start at defensive end and tallied four tackles and two quarterback pressures. Stonewalled Peyton Barber for no gain on a first-and-goal rush off right guard in the first quarter.
- At Indianapolis (12/1), started at defensive end and posted five tackles and three quarterback pressures. Teamed with Kamalei Correa to stuff Jonathan Williams for a two-yard loss on a rush off left end in the opening quarter.
- At Oakland (12/8), started at defensive end and amassed five tackles, including a sack and a stop for loss. Stuffed DeAndre Washington for a two-yard loss on a rush off left end late in the first quarter. Halted a Raiders' drive by sacking Derek Carr for a four-yard loss on third-and-two in the third quarter.
- Against Houston (12/15), started at defensive end and totaled four tackles, two quarterback pressures and a pass defended. Halted a potential Texans' scoring drive by deflecting a Deshaun Watson pass at the line of scrimmage that was then intercepted by Jayon Brown in the end zone.
- At Houston (12/29), played as a reserve on the defensive front and recorded three tackles and three quarterback pressures.
- At New England (1/4), saw action as a reserve on the defensive front in his first career postseason contest and posted two tackles and a quarterback pressure.
- At Baltimore (1/11), played as a reserve at defensive end and recorded two tackles, a fumble recovery and two quarterback pressures. Set up the Titans' final touchdown by recovering a Lamar Jackson fumble after a Jurrell Casey strip-sack midway through the third quarter.

#### COLLEGE:

- During a three-year career as a defensive tackle at Mississippi State, Simmons appeared in 38 contests with 28 starts. He finished his career ranked sixth in school history with 32.5 in tackles for loss. He also tied for sixth in MSU annals with five forced fumbles and tied for fourth with three blocked kicks. His totals also included 163 tackles, seven sacks, seven passes defended and two defensive touchdowns. He was one of two players in the nation to be named a Bednarik Award Semifinalist in both 2017 and 2018.

- As a junior (2018), appeared in 13 games with 12 starts. Led the team and ranked fourth in the SEC with 17 tackles for loss, which made up the third-highest total in school history. Tied for second in the SEC among defensive linemen with 63 total tackles and added a pair of sacks, one forced a fumble and four passes defended. Collected two or more tackles for loss in six different games and had at least one in nine contests. Named a Bednarik Award Semifinalist and won the 2018 Conerly Trophy by the Mississippi Sports Hall of Fame and Museum as the top player in Mississippi. Also named second team All-American (AP, The Athletic) and first team All-SEC (AP, Coaches).
- As a sophomore (2017), started all 13 games and tallied 60 tackles, five sacks, 12 tackles for loss, 41 quarterback pressures, two forced fumbles, two fumble recoveries and one pass defended. With three total blocked kicks and punts, became the first SEC player since 2004 to lead the nation in the category. Named first team All-SEC (AP, Coaches, PFF) and was a Bednarik Award Semifinalist. Added 2017 SEC Academic Honor Roll recognition.
- As a freshman (2016), played in 12 games with three starts at defensive tackle and finished with 40 tackles, 3.5 tackles for loss and four quarterback hurries. Led all SEC freshman and tied for the team lead with two forced fumbles. Became the first MSU defensive lineman to earn Freshman All-SEC honors since Chris Jones in 2013. Named to the SEC First-Year Academic Honor Roll.
- Majored in human development at Mississippi State.

#### PERSONAL:

- Has a son, Jeffery Jr.

- Attended Noxubee County (Macon, Miss.) High School, where he was named the nation's No. 10 overall player and the No. 2 defensive end by Scout.com. Named a five-star prospect by Rivals.com and Scout.com and a four-star prospect by 247Sports.com and ESPN.com. Named the top-rated player in Mississippi by Rivals.com and 247Sports.com.
- As a high school senior in 2015, helped Noxubee County win its second straight MHSAA Class 4A State Championship with a 12-4 overall record. Finished second on the team with 105 tackles. Led the Tigers with 20.5 tackles for loss, 18.5 sacks, 21 quarterback hurries, three blocked field goals and two blocked punts. Also forced two fumbles, recovered two fumbles, broke up five passes and recorded an interception.
- His mother is Brenda Bradley. He has one brother, Dylan, and two sisters, Brooke and Ashley.
- List of favorites: (movie) "The Blind Side"; (TV show) "Martin"; (song on your pregame playlist) "The Man" by Aloe Blacc; (meal) chicken alfredo; (dessert) Pecan Pie; and (sports team as a child) L.A. Lakers with Kobe Bryant.
- Follow Simmons on Twitter at @grindsimmons94 and on Instagram at @jsimmons\_94.
- Born Jeffery Bernard Simmons Jr. on July 28, 1997, in Lasalle, La.

## JEFFERY SIMMONS' GAME-BY-GAME

### 2019 Tennessee Titans

Date	Opp	W/L	P/S	Tot Solo Asst	Sk	- Yds	QBP	TFL	Int	- Yds	-TD	PD	FF	FR	- Yds	SpT
Sept 8	@ Cle	W	NFI													
Sept 15	Ind	L	NFI													
Sept 19	@ Jax	L	NFI													
Sept 29	@ Atl	W	NFI													
Oct 6	Buf	L	NFI													
Oct 13	@ Den	L	NFI													
Oct 20	LAC	W	p	6	5	1	1.0	3.0	2	1	0	0	0	0	0	0
Oct 27	TB	W	S	4	3	1	0.0	0.0	2	0	0	0	0	0	0	0
Nov 3	@ Car	L	S	4	1	3	0.0	0.0	1	0	0	0	0	0	0	0
Nov 10	KC	W	S	3	1	2	0.0	0.0	1	0	0	0	0	0	0	0
Nov 24	Jax	W	S	6	3	3	0.0	0.0	0	0	0	0	0	0	0	0
Dec 1	@ Ind	W	S	5	3	2	0.0	0.0	3	0	0	0	0	0	0	0
Dec 8	@ Oak	W	S	5	4	1	1.0	4.0	0	1	0	0	0	0	0	0
Dec 15	Hou	L	S	4	3	1	0.0	0.0	2	0	0	0	0	1	0	0
Dec 22	NO	L	IA													
Dec 29	@ Hou	W	p	3	2	1	0.0	0.0	3	0	0	0	0	0	0	0
<b>Totals</b>		<b>9-7</b>	<b>9/7</b>	<b>40</b>	<b>25</b>	<b>15</b>	<b>2.0</b>	<b>7.0</b>	<b>14</b>	<b>2</b>	<b>0</b>	<b>0</b>	<b>1</b>	<b>0</b>	<b>0</b>	<b>0</b>
<b>Playoffs</b>																
Jan 4	@ NE	W	p	2	1	1	0.0	0.0	1	0	0	0	0	0	1	0
Jan 11	@ Bal	W	p	2	2	0	0.0	0.0	2	0	0	0	0	0	1	0
Jan 19	@ KC	L	p	0	0	0	0.0	0.0	0	0	0	0	0	0	0	0
<b>Totals</b>		<b>2-1</b>	<b>3/0</b>	<b>4</b>	<b>3</b>	<b>1</b>	<b>0.0</b>	<b>0.0</b>	<b>3</b>	<b>0</b>	<b>0</b>	<b>0</b>	<b>0</b>	<b>0</b>	<b>1</b>	<b>0</b>

### 2020 Tennessee Titans

Date	Opp	W/L	P/S	Tot Solo Asst	Sk	- Yds	QBP	TFL	Int	- Yds	-TD	PD	FF	FR	- Yds	SpT
Sept 14	@ Den	W	S	4	3	1	0.0	0.0	0	0	0	0	0	0	1	0
Sept 20	Jax	W	S	3	0	3	0.0	0.0	0	0	0	0	1	0	0	0
Sept 27	@ Min	W	S	5	3	2	1.0	6.0	5	1	0	0	0	0	0	0
Oct 13	Buf	W	R/C													
Oct 18	Hou	W	S	6	4	2	1.0	12.0	2	1	0	0	0	0	0	0
Oct 25	Pit	L	S	3	1	2	0.0	0.0	2	0	0	0	0	1	0	0
Nov 1	@ Cin	L	S	4	2	2	0.0	0.0	1	0	0	0	0	0	0	0
Nov 8	Chi	W	S	3	3	0	0.0	0.0	0	0	0	0	0	1	1	0
Nov 12	Ind	L	S	2	0	2	0.0	0.0	0	0	0	0	0	1	0	0
Nov 22	@ Bal	W	S	3	1	2	0.0	0.0	1	0	0	0	0	0	0	0
Nov 29	@ Ind	W	S	4	2	2	1.0	6.0	2	1	0	0	0	1	0	0
Dec 6	Cle	L	S	7	3	4	0.0	0.0	1	0	0	0	0	0	0	0
Dec 13	@ Jax	W	S	1	1	0	0.0	0.0	1	0	0	0	0	0	0	0
Dec 20	Det	W	S	2	0	2	0.0	0.0	2	0	0	0	0	0	1	0
Dec 27	@ GB	L	S	2	1	1	0.0	0.0	1	0	0	0	0	0	0	0
Jan 3	@ Hou	W	S	0	0	0	0.0	0.0	2	0	0	0	0	0	0	0
<b>Totals</b>		<b>11-5</b>	<b>15/15</b>	<b>49</b>	<b>24</b>	<b>25</b>	<b>3.0</b>	<b>24.0</b>	<b>20</b>	<b>3</b>	<b>0</b>	<b>0</b>	<b>5</b>	<b>1</b>	<b>3</b>	<b>0</b>
<b>Playoffs</b>																
Jan 10	Bal	L	S	3	2	1	0.0	0.0	0	1	0	0	0	0	0	0
<b>Totals</b>		<b>0-1</b>	<b>1/1</b>	<b>3</b>	<b>2</b>	<b>1</b>	<b>0.0</b>	<b>0.0</b>	<b>0</b>	<b>1</b>	<b>0</b>	<b>0</b>	<b>0</b>	<b>0</b>	<b>0</b>	<b>0</b>

### 2021 Tennessee Titans

Date	Opp	W/L	P/S	Tot Solo Asst	Sk	- Yds	QBP	TFL	Int	- Yds	-TD	PD	FF	FR	- Yds	SpT
Sept 12	Ari	L	S	5	5	0	1.0	7.0	2	1	0	0	0	0	0	0
Sept 19	@ Sea	W	S	1	0	1	0.5	3.5	4	0	0	0	0	0	0	0
Sept 26	Ind	W	S	3	2	1	0.0	0.0	3	0	0	0	0	1	0	0
Oct 3	@ NYJ	L	S	4	4	0	0.0	0.0	2	1	0	0	0	0	0	0
Oct 10	@ Jax	W	S	3	3	0	0.0	0.0	3	1	0	0	0	1	0	0
Oct 18	Buf	W	S	5	3	2	1.0	7.0	7	1	0	0	0	0	0	0
Oct 24	KC	W	S	2	1	1	0.0	0.0	4	0	0	0	0	0	0	0
Oct 31	@ Ind	W	S	1	1	0	0.0	0.0	6	0	0	0	0	0	0	0
Nov 7	@ LAR	W	S	6	3	3	3.0	26.0	10	3	0	0	0	0	0	0
Nov 14	NO	W	S	4	4	0	2.0	12.0	3	2	0	0	0	1	0	0
Nov 21	Hou	L	S	5	4	1	0.0	0.0	0	1	0	0	0	1	0	0
Nov 28	@ NE	L	S	6	4	2	0.0	0.0	0	0	0	0	0	0	0	0
Dec 12	Jax	W	S	3	3	0	0.0	0.0	3	1	0	0	0	1	0	0
Dec 19	@ Pit	L	S	1	1	0	0.0	0.0	1	0	0	0	0	1	0	0
Dec 23	SF	W	S	2	2	0	0.0	0.0	4	0	0	0	0	0	0	0
Jan 2	Mia	W	S	1	1	0	0.0	0.0	2	0	0	0	0	0	0	0
Jan 9	@ Hou	W	S	2	1	1	1.0	9.0	4	1	0	0	0	0	0	0
<b>Totals</b>		<b>12-5</b>	<b>17/17</b>	<b>54</b>	<b>42</b>	<b>12</b>	<b>8.5</b>	<b>64.5</b>	<b>58</b>	<b>12</b>	<b>0</b>	<b>0</b>	<b>0</b>	<b>6</b>	<b>0</b>	<b>0</b>
<b>Playoffs</b>																
Jan 22	Cin	L	S	8	7	1	3.0	28.0	3	3	0	0	0	0	0	0
<b>Totals</b>		<b>0-1</b>	<b>1/1</b>	<b>8</b>	<b>7</b>	<b>1</b>	<b>3.0</b>	<b>28.0</b>	<b>3</b>	<b>3</b>	<b>0</b>	<b>0</b>	<b>0</b>	<b>0</b>	<b>0</b>	<b>0</b>

### 2022 Tennessee Titans

Date	Opp	W/L	P/S	Tot Solo Asst	Sk	- Yds	QBP	TFL	Int	- Yds	-TD	PD	FF	FR	- Yds	SpT
Sept 11	NYG	L	S	6	4	2	2.0	19.0	6	2	0	0	0	0	1	0
Sept 19	@ Buf															
Sept 25	LV															
Oct 2	@ Ind															
Oct 9	@ Was															
Oct 23	Ind															
Oct 30	@ Hou															
Nov 6	@ KC															
Nov 13	Den															
Nov 17	@ GB															
Nov 27	Cin															
Dec 4	@ Phi															
Dec 11	Jax															
Dec 18	@ LAC															
Dec 24	Hou															
Dec 29	Dal															
Jan 7/8	@ Jax															
<b>Totals</b>		<b>0-1</b>	<b>1/1</b>	<b>6</b>	<b>4</b>	<b>2</b>	<b>2.0</b>	<b>19.0</b>	<b>6</b>	<b>2</b>	<b>0</b>	<b>0</b>	<b>0</b>	<b>0</b>	<b>1</b>	<b>0</b>

## JEFFERY SIMMONS' NFL STATISTICS

### REGULAR SEASON

Year	Team	GP GS		TACKLES							INTERCEPTIONS					FUMBLES			
				Tot	Solo	Asst	Sk	Yds	QBP	TFL	No	Yds	Lg	TD	PD	FF	FR	Yds	SpT
2019	Tennessee	9	7	40	25	15	2.0	7.0	14	2	0	0	0	0	1	0	0	0	0
2020	Tennessee	15	15	49	24	25	3.0	24.0	20	3	0	0	0	0	5	1	3	0	0
2021	Tennessee	17	17	54	42	12	8.5	64.5	58	12	0	0	0	0	6	0	0	0	0
2022	Tennessee	1	1	6	4	2	2.0	19.0	6	2	0	0	0	0	0	1	0	0	0
NFL Totals		42	40	149	95	54	15.5	114.5	98	19	0	0	0	0	12	2	3	0	0

### PLAYOFFS

Year	Team	GP GS		TACKLES							INTERCEPTIONS					FUMBLES			
				Tot	Solo	Asst	Sk	Yds	QBP	TFL	No	Yds	Lg	TD	PD	FF	FR	Yds	SpT
2019	Tennessee	3	0	4	3	1	0.0	0.0	3	0	0	0	0	0	0	0	1	0	0
2020	Tennessee	1	1	3	2	1	0.0	0.0	0	1	0	0	0	0	0	0	0	0	0
2021	Tennessee	1	1	8	7	1	3.0	28.0	3	3	0	0	0	0	0	0	0	0	0
NFL Totals		5	2	15	12	3	3.0	28.0	6	4	0	0	0	0	0	0	1	0	0

### Single-Game Highs

Tackles - 7 vs. Cleveland (12/6/20)  
 Sacks - 3 at L.A. Rams (11/7/21)  
 Quarterback Pressures - 10 at L.A. Rams (11/7/21)  
 Tackles For Loss - 3 at L.A. Rams (11/7/21)  
 Fumble Recovery - 1 (Three times, last vs. Detroit 12/20/20)  
 Forced Fumbles - 1 (Twice , last vs. N.Y. Giants 9/11/22)  
 Passes Defensed - 1 (11 times, last vs. Jacksonville 12/12/21)

### Playoff Single-Game Highs

Tackles - 8 vs. Cincinnati (1/22/22)  
 Sacks - 3 vs. Cincinnati (1/22/22)  
 Quarterback Pressures - 3 vs. Cincinnati (1/22/22)  
 Fumble Recovery - 1 at Baltimore (1/11/20)



# 4 RYAN STONEHOUSE

**PUNTER • 5'10" • 193 LBS • COLLEGE: COLORADO STATE**  
**ACQUIRED: FREE AGENT - 2022 • NFL EXPERIENCE (NFL/TITANS): ROOKIE**  
**HOMETOWN: LA VERNE, CALIF.**  
**GAMES PLAYED/GAMES STARTED: 1/0 (PLAYOFFS: 0/0)**



**PRO:** The Titans signed Ryan Stonehouse as an undrafted free agent following the 2022 NFL Draft to add competition to the punting position. The 5-foot-10-inch, 193-pounder put together an impressive training camp performance, unseating the incumbent Brett Kern, who had been the club's punter since 2009. Stonehouse appeared in 53 games over five seasons at Colorado State (2017-21) and is the NCAA career record holder for gross punt average (47.8). The La Verne, Calif., native's career totals include 244 punts for 11,656 yards (47.8 avg.), including a long of 81 yards, and he tallied 90 punts placed inside the 20-yard line and 106 punts of 50+ yards. Stonehouse became the first player in Colorado State history to log 11,000 punting yards in a career.

## CAREER HIGHLIGHTS:

- In 2021, Stonehouse set the NCAA career punt average record by concluding his career at 47.8 average yards per attempt.
- As a graduate in 2021, Stonehouse logged a career-long punt of 81 yards and was a semi-finalist for the Ray Guy Award, given to the nation's best collegiate punter.
- Stonehouse earned All-Mountain West honors all five seasons at Colorado State: second team (2021), first team (2018-20), and honorable mention All-Mountain West (2017).

## TITANS TIDBITS:

- Stonehouse comes from a lineage of punters. His father, Paul, was an All-American punter for Stanford. His uncle, John Stonehouse was an All-American punter at Southern California and was signed by the New York Giants as a rookie free agent in 1996. His uncle, Jeff Banks, was a punter at Washington State. His younger cousin, Jack, is a punter at Missouri.
- Stonehouse's father, Paul, and uncle, John, used to teach punting at their camp, The Kicking Game, and through private lessons. The camp's website houses testimonials from coaches Bill Walsh, John Robinson, Paul Pasqualoni and Mike Price.
- Uncle, Jeff Banks, is the assistant head coach/tight ends coach/special teams coordinator at Texas.
- As a craftsman, Stonehouse built an outdoor kitchen in his home, that is owned by his grandmother, and it is complete with two different cooking areas, a sink, granite countertops, it is made out of wood and brick and is even wired for lighting.
- During COVID, Stonehouse purchased an old Ford van for \$750 and is converting it into a vehicle that could potentially serve as a home, expecting to flip it and sell it for profit.
- Stonehouse is passionate about fostering dogs. Prior to the start of COVID, he had organized a camp at Colorado state with all profits intended to benefit "The Good Dog Rescue," an organization that aims to save dogs from high kill shelters and place them in foster homes.
- A native Californian, Stonehouse can surf.

## CAREER TRANSACTIONS:

- The La Verne, Calif., native was signed by the Titans as a rookie free agent on May 13, 2022.

## SEASON RECAPS:

**2022 (1/0):** Has registered three punts of 60 or more yards in 2022. Has registered five punts of 50 or more yards in 2022.

- Against N.Y. Giants (9/11), made his NFL debut and boomed six punts for 342 yards (57.0 avg.) with three punts placed inside the 20-yard line. In franchise history, his 57.0-yard gross punting average ranked fifth for a single game (minimum four punts). Pinned the Giants deep in their own territory with a 38-yard punt that was fair caught at the New York nine-yard

line in the second quarter. Boomed a 62-yard punt to the Giants' seven-yard line in the third stanza. Nailed a 66-yard punt to the Giants' 13-yard line early in the fourth quarter.

## COLLEGE:

- Appeared in 53 games over five seasons at Colorado State (2017-21) and is the NCAA career record holder for gross punt average (47.8). Career totals include 244 punts for 11,656 yards (47.8 avg.), including a long of 81 yards, 90 punts placed inside the 20-yard line and 106 punts of 50+ yards. Became the first player in Colorado State history to log 11,000 punting yards in a career. He earned All-Mountain West honors all five seasons at Colorado State: second team (2021), first team (2018-20), and honorable mention All-Mountain West (2017).
- As a graduate (2021), set the NCAA career punt average record by concluding his career at 47.8 average yards per attempt. Appeared in 12 games and logged 58 punts for 2,953 yards (50.9 avg.) including a career-long of 81 yards. Registered 27 punts placed inside the 20-yard line and 32 punts of 50+ yards. Was a second-team All-Mountain West selection and a Ray Guy Award semifinalist.
- As a senior (2020), saw action in four games and posted 26 punts for 1,178 yards (45.3 avg.) including a long of 58. Added eight punts placed inside the 20 and nine punts of 50+ yards. Named first team All-Mountain West for the third consecutive season.
- As a junior (2019), played in 12 games and punted 49 times for 2,274 yards (46.4 avg.) including a long of 64. Placed 13 punts inside the 20 and boomed 16 punts of 50+ yards. Named first team All-Mountain West for the second consecutive year.
- As a sophomore (2018), appeared in all 12 games and totaled 65 punts for 3,140 yards (48.3 avg.) including a long of 70 yards. Added 18 punts placed inside the 20 and 31 punts of 50+ yards. Had one punt blocked. Completed one 11-yard pass on a fake punt. Earned first-team All-Mountain West recognition.
- As a freshman (2017), played in 13 games and punted 46 times for 2,111 yards (45.9 avg.) including a long of 65 yards. Placed 24 punts inside the 20 and logged 18 punts of 50+ yards. Earned honorable mention All-Mountain West honors.
- Graduated from Colorado State in May 2021 with a degree in sociology.

## PERSONAL:

- Attended Mater Dei (Calif.) High School where he was named the nation's top punter by 247Sports as a senior after averaging 45.2 yards per punt.
- Rated a three-star prospect by Scout, Rivals, and 247Sports.
- Son of Natalie Banks and Paul Stonehouse.
- His father, Paul, was an All-American punter for Stanford. His uncle, John Stonehouse was an All-American punter at Southern California and was signed by the New York Giants as a rookie free agent in 1996. His uncle, Jeff Banks, was a punter at Washington State. His younger cousin, Jack, is a punter at Missouri.
- Follow Stonehouse on Twitter @\_ryanstonehouse and on Instagram @ryanstonehouse.
- Born Ryan Matthew Stonehouse on May 11, 1999 in San Dimas, Calif.



## RYAN STONEHOUSE'S GAME-BY-GAME

### 2022 Tennessee Titans

Date	Opp	W/L	No	Yds	Avg	Net	TB	In 20	Lg	Blk
Sept 11	NYG	L	6	342	57.0	46.7	0	3	66	0
Sept 19	@ Buf									
Sept 25	LV									
Oct 2	@ Ind									
Oct 9	@ Was									
Oct 23	Ind									
Oct 30	@ Hou									
Nov 6	@ KC									
Nov 13	Den									
Nov 17	@ GB									

Nov 27 Cin  
Dec 4 @ Phi  
Dec 11 Jax  
Dec 18 @ LAC  
Dec 24 Hou  
Dec 29 Dal  
Jan 7/8 @ Jax

Totals	0-1	6	342	57.0	46.7	0	3	66	0
--------	-----	---	-----	------	------	---	---	----	---

## RYAN STONEHOUSE'S NFL STATISTICS

### REGULAR SEASON

Year	Team	PUNTING										
		GP	No.	Yds	Avg	Ret	Yds	TB	In	Lg	Blk	Net
2022	Tennessee	1	6	342	57.0	5	62	0	3	66	0	46.7
NFL Totals		1	6	342	57.0	5	62	0	3	66	0	46.7

### Single-Game Highs

Punts - **6 vs. N.Y. Giants (9/11/22)**

Yards - **342 vs. N.Y. Giants (9/11/22)**

Gross Avg. - **57.0 vs. N.Y. Giants (9/11/22)**

Net Avg. - **46.7 vs. N.Y. Giants (9/11/22)**


Long Punt - **66 vs. N.Y. Giants (9/11/22)**

In20 - **3 vs. N.Y. Giants (9/11/22)**



# 97 KEVIN STRONG

**DEFENSIVE END • 6'4" • 295 LBS • COLLEGE: TEXAS-SAN ANTONIO**  
**ACQUIRED: FREE AGENT - 2021 • NFL EXPERIENCE (NFL/TITANS): 4/2**  
**HOMETOWN: CLEVELAND, TEXAS**  
**GAMES PLAYED/GAMES STARTED: 21/1 (PLAYOFFS: 1/0)**



**PRO:** The Titans signed free agent Kevin Strong to the practice squad on Nov. 23, 2021, and he appeared in five games and totaled three tackles in his first season as a Titan. The 6-foot-4-inch, 295-pounder also appeared in the team's postseason contest. Prior to arriving in Tennessee, Strong saw action in 15 regular season games over three years with the Detroit Lions (2019-21), and totaled 23 tackles, one sack, one tackle for loss and one pass defended. The Cleveland, Texas, native originally signed with the Lions as an undrafted rookie free agent in 2019.

#### CAREER HIGHLIGHTS:

- Strong recorded multi-tackle games in all of his six appearances during the 2020 season.

#### TITANS TIDBITS:

- In high school, Strong was a multi-sport athlete who thrived in football, basketball and track and field. Strong earned first-team all-district honors as a basketball player and was a regional qualifier in track & field participating in the shot put.

#### CAREER TRANSACTIONS:

- The Cleveland, Texas, native originally signed with the Detroit Lions as an undrafted rookie free agent on March 10, 2019.
- Waived by the Lions on Sept. 5, 2020 and signed to the team's practice squad a day later.
- Signed to the Lions active roster from their practice squad on Sept. 19, 2020.
- Signed to the Lions practice squad on Sept. 21, 2020.
- Waived by the Lions on Nov. 11, 2020.
- Signed to the Lions practice squad on Dec. 1, 2020.
- Signed to the Lions active roster from their practice squad on Dec. 2, 2020.
- Waived by the Lions on Nov. 20, 2021.
- Signed by the Titans to their practice squad on Nov. 23, 2021.
- Activated from the practice squad to the active roster standard elevation on Nov. 27, 2021.
- Activated from the practice squad to the active roster standard elevation on Dec. 11, 2021.
- Activated from the practice squad to the active roster COVID-19 replacement on Dec. 18, 2021.
- Activated from the practice squad to the active roster COVID-19 replacement on Dec. 23, 2021.
- Signed by the Titans to their active roster from the practice squad on Jan. 8, 2022.

#### SEASON RECAPS:

**2022 (1/0 - Tennessee):** Has tied for the team lead in passes defended once in 2022 (vs. NYG).

- Against N.Y. Giants (9/11), played as a reserve on the defensive front and posted three tackles, three quarterback pressures and a pass defended. Batted down a third-and-three pass intended for Sterling Shepard in the second quarter.

**2021 (1/0 - Detroit; 5/0, 1/0 - Tennessee):** Saw action in five games with the Titans and collected three tackles after being signed as a free agent on Nov. 23. Spent one game on the Titans' practice squad. Played as a reserve in the postseason contest. Appeared in one game for the Lions and posted three tackles against San Francisco (9/12). Was inactive for one contest with Detroit before being placed on injured reserve on Sept. 25. Missed six games before being activated from injured reserve designated

to return on Nov. 2. Was inactive for an additional game before being released by the Lions on Nov. 20.

- At New England (11/28), made his Titans debut as a reserve on the defensive front.
- At Pittsburgh (12/19), played as a reserve at defensive end and notched two tackles. Combined with Rashaan Evans to stuff Najee Harris for no gain on a rush off left tackle in the third quarter.
- At Houston (1/9), played as a reserve on the defensive front and compiled a tackle.
- Against Cincinnati (1/22), made his postseason debut as a reserve on the defensive front and on special teams.

**2020 (6/1 - Detroit):** Saw action in six games with one start and totaled 15 tackles and one sack.

- At Green Bay (9/20), set a career high with four tackles.
- At Tennessee (12/20), made his first career NFL start and posted two tackles.
- Against Minnesota (1/3), recorded three tackles and picked up his first NFL sack.

**2019 (8/0 Detroit):** Appeared in eight contests recording five tackles and one pass defended in his rookie campaign.

- Against the Los Angeles Chargers (9/8), collected his first career tackle.
- At Philadelphia (9/22), tallied a tackle and a pass defended.
- Against Minnesota (10/20), recorded his first multi-tackle game when he posted two tackles.

#### COLLEGE:

- Played in 47 career games with 40 starts at the University of Texas - San Antonio and totaled 106 tackles, 26.5 tackles for loss, 7.5 sacks, two forced fumbles and two blocked field goals. Owns the UTSA record with two career blocked kicks and ranks second all-time with 26.5 career tackles for loss.
- As a senior (2018), started all 12 games and tallied 24 tackles, 6.5 tackles for loss, a sack and a safety. Was named honorable mention All-Conference USA by the league's head coaches.
- As a junior (2017), started all 11 games and registered 27 tackles, seven tackles for loss, three sacks and four quarterback hurries. Garnered second-team All-Conference USA accolades.
- As a sophomore (2016), saw action in 12 games with 10 starts and posted 24 tackles, 6.5 tackles for loss, a sack, two forced fumbles and a fumble recovery. He also blocked a field goal at Louisiana Tech (11/12) and an extra point at New Mexico in the Gildan New Mexico Bowl (12/17).
- As a redshirt freshman (2015), played in all 12 games with seven starts and recorded 31 tackles, 6.5 tackles for loss, 2.5 sacks and a pair of pass breakups.
- Earned a degree in multidisciplinary studies from UTSA.

#### PERSONAL:

- Attended and played at Cleveland (Texas) High School where he was named a unanimous first-team All-District 22-3A honoree as a senior after racking up 51 tackles, 13 tackles for loss and seven sacks.
- Son of Tanisha and Kevin Strong.
- Has a son, Cannon Noah Strong.
- Follow Strong on Instagram @young\_grinda54\_
- Born Kevin Strong on Aug. 5, 1996 in Houston, Texas.

## KEVIN STRONG'S TITANS GAME-BY-GAME

### 2021 Tennessee Titans

Date	Opp	W/L	P/S	Tot	Solo	Asst	Sk	- Yds	QBP	TFL	Int	- Yds	-TD	PD	FF	FR	- Yds	SpT
Nov 28	@ NE	L	p	0	0	0	0.0	0.0	0	0	0	0	0	0	0	0	0	0
Dec 12	Jax	W	p	0	0	0	0.0	0.0	0	0	0	0	0	0	0	0	0	0
Dec 19	@ Pit	L	p	2	1	1	0.0	0.0	0	0	0	0	0	0	0	0	0	0
Dec 23	SF	W	p	0	0	0	0.0	0.0	0	0	0	0	0	0	0	0	0	0
Jan 2	Mia	W	PS															
Jan 9	@ Hou	W	p	1	0	1	0.0	0.0	0	0	0	0	0	0	0	0	0	0
<b>Totals</b>				<b>4-2</b>	<b>5/0</b>	<b>3</b>	<b>1</b>	<b>2</b>	<b>0.0</b>	<b>0.0</b>	<b>0</b>	<b>0</b>	<b>0</b>	<b>0</b>	<b>0</b>	<b>0</b>	<b>0</b>	<b>0</b>

### Playoffs

Jan 22	Cin	L	p	0	0	0	0.0	0.0	0	0	0	0	0	0	0	0	0	0
<b>Totals</b>				<b>0-1</b>	<b>1/0</b>	<b>0</b>	<b>0</b>	<b>0</b>	<b>0.0</b>	<b>0.0</b>	<b>0</b>	<b>0</b>	<b>0</b>	<b>0</b>	<b>0</b>	<b>0</b>	<b>0</b>	<b>0</b>

### 2022 Tennessee Titans

Date	Opp	W/L	P/S	Tot	Solo	Asst	Sk	- Yds	QBP	TFL	Int	- Yds	-TD	PD	FF	FR	- Yds	SpT
Sept 11	NYG	L	p	3	2	1	0.0	0.0	3	0	0	0	0	1	0	0	0	0
Sept 19	@ Buf																	
Sept 25	LV																	
Oct 2	@ Ind																	

Oct 9 @ Was

Oct 23 Ind

Oct 30 @ Hou

Nov 6 @ KC

Nov 13 Den

Nov 17 @ GB

Nov 27 Cin

Dec 4 @ Phi

Dec 11 Jax

Dec 18 @ LAC

Dec 24 Hou

Dec 29 Dal

Jan 7/8 @ Jax

**Totals** 0-1 1/0 3 2 1 0.0 0.0 3 0 0 0 0 1 0 0 0 0

## KEVIN STRONG'S NFL STATISTICS

### REGULAR SEASON

Year	Team	GP	GS	TACKLES							INTERCEPTIONS					FUMBLES			
				Tot	Solo	Asst	Sk	Yds	QBP	TFL	No	Yds	Lg	TD	PD	FF	FR	Yds	SpT
2019	Detroit	8	0	5	3	2	0.0	0.0	0	0	0	0	0	0	1	0	0	0	0
2020	Detroit	6	1	15	10	5	1.0	9.0	2	1	0	0	0	0	0	0	0	0	0
2021	DET/TEN	6	0	6	4	2	0.0	0.0	0	0	0	0	0	0	0	0	0	0	0
2022	Tennessee	1	0	3	2	1	0.0	0.0	3	0	0	0	0	0	1	0	0	0	0
<b>NFL Totals</b>		<b>21</b>	<b>1</b>	<b>29</b>	<b>19</b>	<b>10</b>	<b>1.0</b>	<b>9.0</b>	<b>5</b>	<b>1</b>	<b>0</b>	<b>0</b>	<b>0</b>	<b>0</b>	<b>2</b>	<b>0</b>	<b>0</b>	<b>0</b>	<b>0</b>

### PLAYOFFS

Year	Team	GP	GS	TACKLES							INTERCEPTIONS					FUMBLES			
				Tot	Solo	Asst	Sk	Yds	QBP	TFL	No	Yds	Lg	TD	PD	FF	FR	Yds	SpT
2021	Tennessee	1	0	0	0	0	0.0	0.0	0	0	0	0	0	0	0	0	0	0	0
<b>NFL Totals</b>		<b>1</b>	<b>0</b>	<b>0</b>	<b>0</b>	<b>0</b>	<b>0.0</b>	<b>0.0</b>	<b>0</b>	<b>0</b>	<b>0</b>	<b>0</b>	<b>0</b>	<b>0</b>	<b>0</b>	<b>0</b>	<b>0</b>	<b>0</b>	<b>0</b>

### Single-Game Highs


Tackles - 4 at Green Bay (9/20/20)

Sacks - 1 vs. Minnesota (1/3/21)

Quarterback Pressures - **3 vs. N.Y. Giants (9/11/22)**

Pass Defensed - 1 at Philadelphia (9/22/19)

Tackles For Loss - 1 vs. Minnesota Vikings (1/3/21)




# 87 GEOFF SWAIM

**TIGHT END • 6'4" • 260 LBS • COLLEGE: TEXAS**

**ACQUIRED: FREE AGENT - 2020 • NFL EXPERIENCE (NFL/TITANS): 8/3**

**HOMETOWN: CHICO, CALIF.**

**GAMES PLAYED/GAMES STARTED: 70/45 (PLAYOFFS: 2/2)**



**PRO:** The Titans signed Geoff Swaim as a free agent during the 2020 training camp to add competition and experience to the tight end room. The 6-foot-4-inch, 260-pounder is known for his toughness and physicality at the line of scrimmage. In his first two seasons with the Titans (2020-21), Swaim caught 40 passes for 293 yards and four touchdowns, including a career-best 31 receptions and three scores in 2021. He was originally drafted by the Dallas Cowboys in the seventh round (246th overall) of the 2015 NFL Draft. Swaim appeared in 37 games with 18 starts and caught 35 passes for 336 yards and one touchdown in his four seasons with the Cowboys. The Chico, Calif., native spent the 2019 season with the Jacksonville Jaguars and totaled 13 catches for 65 yards before being placed on injured reserve.

## CAREER HIGHLIGHTS:

- In 2021, Swaim established career-high marks in games played (16), games started (16), receptions (31), and receiving touchdowns (3). His 210 receiving yards ranked second in his career. His receptions and receiving yards ranked fourth on the team, while his receiving touchdowns tied for third.
- In 2020, Swaim saw action in 10 games with eight starts for the Titans and hauled in nine receptions for 83 yards with a score. He also helped open holes for Derrick Henry to become the eighth player in NFL history to eclipse 2,000 rushing yards in a season.

## TITANS TIDBITS:

- Swaim's brother, Mycal, played safety at Eastern Michigan. Mycal signed as a rookie free agent with the Tampa Bay Buccaneers following the 2014 NFL Draft.

## CAREER TRANSACTIONS:

- The Chico, Calif., native was selected by the Dallas Cowboys in the seventh round (246th overall) of the 2015 NFL Draft.
- Signed by the Jacksonville Jaguars as a free agent on May 15, 2019.
- Released by the Jaguars on March 17, 2020.
- Signed by the Titans as a free agent on Aug. 19, 2020.

## SEASON RECAPS:

### 2022 (1/1 - Tennessee):

- Against N.Y. Giants (9/11), started at tight end and snared three receptions for 19 yards.

**2021 (16/16, 1/1 - Tennessee):** Started 16 games at tight end and tied for fourth on the team with 31 receptions for 210 receiving yards. Tied for third on the squad with a career-high three receiving touchdowns. Was inactive for one game. Started the postseason contest. Led the team in receiving yards once in 2021 (vs. JAX). Tied for the team lead in receptions once in 2021 (vs. MIA).

- At Seattle (9/19), started at tight end and hauled in two receptions for 10 yards.
- Against Indianapolis (9/26), started at tight end and caught three passes for 27 yards. Snared a 26-yard reception in the second quarter.
- At Indianapolis (10/31), started at tight end and snared four receptions for 23 yards with a touchdown. Cut the Colts' lead to 14-7 with a six-yard touchdown grab on third-and-three in the second stanza.
- At L.A. Rams (11/7), started at tight end and grabbed four receptions for 29 yards with a touchdown. Gave the Titans a 7-3 lead with a two-yard touchdown catch early in the second quarter.
- Against New Orleans (11/14), started at tight end and snared four passes for 26 yards. Extended the Titans' final scoring drive by converting a critical

third-and-one with a two-yard catch early in the fourth quarter.

- Against Jacksonville (12/12), started at tight end and led the team with 45 receiving yards on three catches. Helped set up the Titans' final touchdown with a 24-yard reception on a screen in the third quarter.
- Against San Francisco (12/23), started at tight end and caught three passes for 10 yards, including two catches for 10 yards on the game-winning drive in the fourth quarter.
- Against Miami (1/2), started at tight end and tied for the team lead with three receptions for nine yards with a touchdown. Gave the Titans a 7-0 lead with a one-yard touchdown catch late in the first quarter. Extended the Titans' second touchdown drive with a five-yard reception on third-and-one in the second quarter.
- Against Cincinnati (1/22), started at tight end in the divisional playoff contest.

**2020 (10/8, 1/1 - Tennessee):** Played in 10 games with eight starts at tight end in his first season with the Titans and caught nine passes for 83 yards with a touchdown. Was inactive for six games. Started the postseason contest at tight end and snared one reception for five yards. Tied the team lead in special teams tackles once in 2020 (vs. HOU).

- Against Buffalo (10/13), started at tight end in his Titans debut and helped open holes for Titans' rushers to gain 139 yards on the ground.
- Against Houston (10/18), saw significant action as a reserve at tight end and caught two passes for 10 yards. Posted a special teams tackle on coverage units.
- At Baltimore (11/22), started at tight end and hauled in one reception for nine yards.
- At Indianapolis (11/29), started at tight end and caught three passes for 30 yards. Helped block for Titans' rushers to gain 229 yards on 45 carries. Extended the Titans' opening touchdown drive with an eight-yard catch to the Colts' 12-yard line on third-and-one in the first quarter.
- At Jacksonville (12/13), started at tight end and caught three passes for 34 yards with a touchdown. Helped open holes for Titans' rushers to gain 249 yards on the ground, including a 215-yard performance by Derrick Henry. Got open in the end zone for a five-yard touchdown catch and a 24-3 advantage early in the third quarter. Set up the Titans final touchdown with a 16-yard catch down to the Jaguars' one-yard line in the third stanza.
- At Houston (1/3), started at tight end and blocked for Derrick Henry to gain a franchise-record 250 rushing yards in the Titans' division-clinching victory and in the process become the eighth player in NFL history to eclipse 2,000 rushing yards in a season.
- Against Baltimore (1/10), started at tight end and caught one pass for five yards in his postseason debut.

**2019 (6/2 - Jacksonville):** Saw action in six games with two starts and caught 13 passes for 65 yards before being placed on injured reserve on Oct. 22, 2019.

- Against Kansas City (9/8), made four receptions for 17 yards.

**2018 (9/9 - Dallas):** Started nine games and tallied career-highs with 26 catches for 242 yards and one touchdown. Placed on injured reserve on Dec. 22, 2018.

- At Seattle (9/23), made a career-high five receptions for 47 yards.
- Against Detroit (9/30), caught three passes for 39 yards and his first career touchdown.
- At Houston (10/7), totaled a career-high 55 receiving yards on three catches, including a career-long 43-yard reception.

**2017 (15/2 - Dallas):** Played in 15 games and made two starts. Caught



two passes for 25 yards.

**2016 (9/6 - Dallas):** Saw action in nine games with six starts and made six catches for 69 yards. Placed on injured reserve on Nov. 16, 2016.

- Against N.Y. Giants (9/11), caught one pass for 21 yards.
- At Washington (9/18), made two catches for 29 yards.

**2015 (4/0 - Dallas):** Appeared in four games and totaled one reception for no gain.

#### **COLLEGE:**

- In two seasons at Texas (2013-14), Swaim played in 26 games with 22 starts and totaled 13 catches for 84 yards and one touchdown. Transferred to Texas from Butte College (Calif.) where he played two seasons.
- As a senior (2014), started all 13 games for the Longhorns and totaled 10 receptions for 60 yards and one touchdown.
- As a junior (2013), played in all 13 games with nine starts at Texas and posted three catches for 14 yards. Earned honorable mention All-Big 12 recognition by the league's coaches.
- Transferred to Texas from Butte College (Calif.) where he helped Butte to back-to-back bowl wins and the 2012 Nor Cal Conference Championship.
- Majored in corporate communications at Texas.

#### **PERSONAL:**

- Attended Pleasant Valley (Calif.) High School where he earned an all-city selection and all-league honors at linebacker after totaling 124 tackles, six sacks and one interception as a senior.

- Also played basketball.
- Son of Casey and Kathy Swaim.
- Has three siblings.
- Born Geoff Swaim on Sept. 16, 1993 in Chico, Calif.

# GEOFF SWAIM'S GAME-BY-GAME

## 2015 Dallas Cowboys

		RECEIVING						
Date	Opp.	W/L	P/S	No	Yds	Avg	Lg	TD
Sept 13	NYG	W	IA					
Sept 20	@ Phi	W	p	1	0	0.0	0	0
Sept 27	Atl	L	IA					
Oct 4	@ NO	L	IA					
Oct 11	NE	L	S	0	0	-	0	0
Oct 25	@ NYG	L	IA					
Nov 1	Sea	L	IA					
Nov 8	Phi	L	IA					
Nov 15	@ TB	L	IA					
Nov 22	@ Mia	W	IA					
Nov 26	Car	L	IA					
Dec 7	@ Was	W	IA					
Dec 13	@ GB	L	IA					
Dec 19	NYJ	L	IA					
Dec 27	@ Buf	L	p	0	0	-	0	0
Jan 1	Was	L	p	0	0	-	0	0
<b>Totals</b>		<b>4-12</b>	<b>4/1</b>	<b>1</b>	<b>0</b>	<b>-</b>	<b>0</b>	<b>0</b>

## 2016 Dallas Cowboys

		RECEIVING						
Date	Opp.	W/L	P/S	No	Yds	Avg	Lg	TD
Sept 11	NYG	L	S	1	21	21.0	21	0
Sept 18	@ Was	W	p	2	29	14.5	28	0
Sept 25	Chi	W	S	0	0	-	0	0
Oct 2	@ SF	W	p	0	0	-	0	0
Oct 9	Cin	W	S	0	0	-	0	0
Oct 16	@ GB	W	S	0	0	-	0	0
Oct 30	Phi	W	p	1	8	8.0	8	0
Nov 6	@ Cle	W	S	2	11	5.5	8	0
Nov 13	@ Pit	W	S	0	0	-	0	0
Placed on injured reserve on Nov. 16, 2016.								
<b>Totals</b>		<b>8-1</b>	<b>9/6</b>	<b>6</b>	<b>69</b>	<b>11.5</b>	<b>28</b>	<b>0</b>

## 2017 Dallas Cowboys

		RECEIVING						
Date	Opp.	W/L	P/S	No	Yds	Avg	Lg	TD
Sept 10	NYG	W	p	0	0	-	0	0
Sept 17	@ Den	L	p	0	0	-	0	0
Sept 25	@ Ari	W	p	0	0	-	0	0
Oct 1	LAR	L	p	0	0	-	0	0
Oct 8	GB	L	p	0	0	-	0	0
Oct 22	@ SF	W	p	1	7	7.0	7	0
Oct 29	@ Was	W	p	1	18	18.0	18	0
Nov 5	KC	W	p	0	0	-	0	0
Nov 12	@ Atl	L	IA					
Nov 19	Phi	L	p	0	0	-	0	0
Nov 23	LAC	L	p	0	0	-	0	0
Nov 30	Was	W	p	0	0	-	0	0
Dec 10	@ NYG	W	p	0	0	-	0	0
Dec 17	@ Oak	W	S	0	0	-	0	0
Dec 24	Sea	L	p	0	0	-	0	0
Dec 31	@ Phi	W	S	0	0	-	0	0
<b>Totals</b>		<b>9-7</b>	<b>15/2</b>	<b>2</b>	<b>25</b>	<b>12.5</b>	<b>18</b>	<b>0</b>

## 2018 Dallas Cowboys

		RECEIVING						
Date	Opp.	W/L	P/S	No	Yds	Avg	Lg	TD
Sept 9	@ Car	L		3	18	6.0	11	0
Sept 16	NYG	W		0	0	-	-	0
Sept 23	@ Sea	L		5	47	9.4	20	0
Sept 30	Det	W		3	39	13.0	31	1
Oct 7	@ Hou	L		3	55	18.3	43	0
Oct 14	Jax	W		2	21	10.5	1	0
Oct 21	@ Was	L		3	25	8.3	17	0
Nov 5	Ten	L	IA					
Nov 11	@ Phi	W		3	13	4.3	7	0
Nov 18	@ Atl	W		4	24	6.0	12	0
Placed on injured reserve on Dec. 22, 2016								
<b>Totals</b>		<b>5-5</b>	<b>15/2</b>	<b>26</b>	<b>242</b>	<b>9.3</b>	<b>43</b>	<b>1</b>

## 2019 Jacksonville Jaguars

		RECEIVING						
Date	Opp.	W/L	P/S	No	Yds	Avg	Lg	TD
Sept 8	KC	L	p	4	17	4.3	5	0
Sept 15	@ Hou	L	p	3	14	4.7	9	0
Sept 19	Ten	W	p	1	8	8.0	8	0
Sept 29	@ Den	W	S	3	17	5.7	9	0
Oct 6	@ Car	L	p	1	4	4.0	4	0
Oct 13	NO	L	S	1	5	5.0	5	0
Oct 20	@ Cin	W	IA					
Placed on injured reserve on Oct. 22, 2019.								
<b>Totals</b>		<b>3-4</b>	<b>6/2</b>	<b>13</b>	<b>65</b>	<b>5.0</b>	<b>9</b>	<b>0</b>

## 2020 Tennessee Titans

		RECEIVING						
Date	Opp.	W/L	P/S	No	Yds	Avg	Lg	TD
Sept 14	@ Den	W	IA					
Sept 20	Jax	W	IA					
Sept 27	@ Min	W	IA					
Oct 13	Buf	W	S	0	0	-	0	0
Oct 18	Hou	W	p	2	10	5.0	8	0
Oct 25	Pit	L	p	0	0	-	0	0
Nov 1	@ Cin	L	IA					
Nov 8	Chi	W	IA					
Nov 12	Ind	L	S	0	0	-	0	0
Nov 22	@ Bal	W	S	1	9	9.0	9	0
Nov 29	@ Ind	W	S	3	30	10.0	12	0
Dec 6	Cle	L	S	0	0	-	0	0
Dec 13	@ Jax	W	S	3	34	11.3	16	1
Dec 20	Det	W	IA					
Dec 27	@ GB	L	S	0	0	-	0	0
Jan 3	@ Hou	W	S	0	0	-	0	0
<b>Totals</b>		<b>11-5</b>	<b>10/8</b>	<b>9</b>	<b>83</b>	<b>9.2</b>	<b>16</b>	<b>1</b>
<b>Playoffs</b>								
Jan 10	Bal	L	S	1	5	5.0	5	0
<b>Totals</b>		<b>0-1</b>	<b>1/1</b>	<b>1</b>	<b>5</b>	<b>5.0</b>	<b>5</b>	<b>0</b>

## 2021 Tennessee Titans

		RECEIVING						
Date	Opp.	W/L	P/S	No	Yds	Avg	Lg	TD
Sept 12	Ari	L	S	0	0	-	0	0
Sept 19	@ Sea	W	S	2	10	5.0	5	0
Sept 26	Ind	W	S	3	27	9.0	26	0
Oct 3	@ NYJ	L	S	0	0	-	0	0
Oct 10	@ Jax	W	S	0	0	-	0	0
Oct 18	Buf	W	S	1	8	8.0	8	0
Oct 24	KC	W	S	1	8	8.0	8	0
Oct 31	@ Ind	W	S	4	23	5.8	7	1
Nov 7	@ LAR	W	S	4	29	7.3	11	1
Nov 14	NO	W	S	4	26	6.5	16	0
Nov 21	Hou	L	IA					
Nov 28	@ NE	L	S	1	8	8.0	8	0
Dec 12	Jax	W	S	3	45	15.0	24	0
Dec 19	@ Pit	L	S	1	5	5.0	5	0
Dec 23	SF	W	S	3	10	3.3	6	0
Jan 2	Mia	W	S	3	9	3.0	5	1
Jan 9	@ Hou	W	S	1	2	2.0	2	0
<b>Totals</b>		<b>12-5</b>	<b>16/16</b>	<b>31</b>	<b>210</b>	<b>6.8</b>	<b>26</b>	<b>3</b>
<b>Playoffs</b>								
Jan 22	Cin	L	S	0	0	-	0	0
<b>Totals</b>		<b>0-1</b>	<b>1/1</b>	<b>0</b>	<b>0</b>	<b>-</b>	<b>0</b>	<b>0</b>

## GEOFF SWAIM'S GAME-BY-GAME CONT.

### 2022 Tennessee Titans

Date	Opp.	W/L	P/S	No	Yds	Avg	Lg	TD
Sept 11	NYG	L	S	3	19	6.3	9	0
Sept 19	@ Buf							
Sept 25	LV							
Oct 2	@ Ind							
Oct 9	@ Was							
Oct 23	Ind							
Oct 30	@ Hou							
Nov 6	@ KC							
Nov 13	Den							
Nov 17	@ GB							
Nov 27	Cin							

Dec 4	@	Phi							
Dec 11		Jax							
Dec 18	@	LAC							
Dec 24		Hou							
Dec 29		Dal							
Jan 7/8	@	Jax							
Totals									

0-1 1/1 3 19 6.3 9 0

## GEOFF SWAIM'S NFL STATISTICS

### REGULAR SEASON

Year	Team			RECEIVING					RUSHING				
		GP	GS	No	Yds	Avg	Lg	TD	Att	Yds	Avg	Lg	TD
2015	Dallas	4	1	1	0	0.0	0	0	0	0	-	0	0
2016	Dallas	9	6	6	69	11.5	28	0	0	0	-	0	0
2017	Dallas	15	2	2	25	12.5	18	0	0	0	-	0	0
2018	Dallas	9	9	26	242	9.3	43	1	0	0	-	0	0
2019	Jacksonville	6	2	13	65	5.0	9	0	0	0	-	0	0
2020	Tennessee	10	8	9	83	9.2	16	1	0	0	-	0	0
2021	Tennessee	16	16	31	210	6.8	26	3	0	0	-	0	0
2022	Tennessee	1	1	3	19	6.3	9	0	0	0	-	0	0
NFL Totals		70	45	91	713	7.8	43	5	0	0	-	0	0

### PLAYOFFS

Year	Team			RECEIVING					RUSHING				
		GP	GS	No	Yds	Avg	Lg	TD	Att	Yds	Avg	Lg	TD
2020	Tennessee	1	1	1	5	5.0	5	0	0	0	-	0	0
2021	Tennessee	1	1	0	0	-	0	0	0	0	-	0	0
NFL Totals		2	2	1	5	5.0	5	0	0	0	-	0	0

### Single-Game Highs

Receptions - 5 at Seattle (9/23/18)  
 Receiving Yards - 55 at Houston (10/7/18)  
 Long Reception - 43 at Houston (10/7/18)  
 Touchdowns - 1 (Five times, last vs. Miami 1/2/22)

### Playoff Single-Game Highs

Receptions - 1 vs. Baltimore (1/10/21)  
 Receiving Yards - 5 vs. Baltimore (1/10/21)  
 Long Reception - 5 vs. Baltimore (1/10/21)

### Additional Statistics

Special Teams Tackles - 1 (2020)  
 Misc Tackles - 2 (2021)



# 17 RYAN TANNEHILL

QUARTERBACK • 6'4" • 217 LBS • COLLEGE: TEXAS A&M

ACQUIRED: TRADE (MIA) - 2019

NFL EXPERIENCE (NFL/TITANS): 11/4 • HOMETOWN: BIG SPRING, TEXAS

GAMES PLAYED/GAMES STARTED: 134/132 (PLAYOFFS: 5/5)



Pro Bowl: 2019



Captain: 2020, 2021

**PRO:** The Titans traded for Ryan Tannehill in the 2019 offseason, bringing an experienced, veteran leader to the team. He took control as the team's starting quarterback by midseason and subsequently led the Titans to the playoffs and an AFC championship game appearance. In the process, he set single-season franchise records and led the NFL with a 117.5 passer rating and a passing average of 9.6 yards per attempt. His play led to his first career Pro Bowl appearance. He was rewarded with a multi-year contract extension in March 2020. Tannehill excelled again in his second season with the club, registering a career-best 33 touchdown passes while leading the Titans to a second consecutive postseason appearance. In 2021, he passed for 3,734 yards while leading the club to the best record in the AFC and a third straight playoff berth. Tannehill spent his first seven seasons as a member of the Miami Dolphins after being selected in the first round of the 2012 NFL Draft. He started 88 games over six seasons in South Florida and accumulated 20,434 passing yards and 123 touchdown passes. The Texas A&M product has also shown mobility as a signal caller, having rushed for 1,931 career yards and 24 touchdowns through 2021.

## CAREER HIGHLIGHTS:

- In 2021, Tannehill notched 3,734 passing yards, 21 passing touchdowns and seven rushing scores while leading the Titans to their second consecutive AFC South division title.
- In 2020, Tannehill finished fifth in the NFL with a 106.5 passer rating and tied for seventh in the NFL with a career-high 33 touchdown tosses. He passed for 3,819 yards and rushed for 266 yards with a career-high seven rushing touchdowns. In the process, he set a franchise record with 40 combined touchdowns in a season.
- In his first season in Tennessee, Tannehill led the Titans to a 9-4 combined record as a starter in the regular season and playoffs and won the NFL Comeback Player of the Year Award. He earned his first Pro Bowl invitation after leading the NFL in passer rating (117.5) and passing average (9.6 yards per attempt) and ranking third in completion percentage (70.3). He set club records in all three categories.
- He was named AFC Offensive Player of the Month for December 2019 after completing 90 of 132 passes for 1,322 yards with 12 touchdowns and two interceptions. His passer rating for the calendar month was 124.6, which led the AFC.
- Tannehill made his first career playoff appearance at the conclusion of the 2019 campaign and helped lead the Titans to a wild card win at New England and a divisional round victory at Baltimore.
- During his seven seasons (2012-18) in Miami, Tannehill passed for at least 3,000 yards four times and more than 4,000 yards twice. He totaled 16 career 300-yard passing games, which is the second-most in Dolphins history.
- Tannehill engineered 17 career fourth-quarter comebacks during the first eight seasons of his career.
- In 2015, Tannehill posted 4,208 passing yards with 24 touchdowns and set a then-NFL record with 25 consecutive completions. His 4,208 passing yards was the fifth-highest single-season total in Dolphins history and most by a Dolphins quarterback other than Dan Marino.
- In 2014, Tannehill passed for 4,045 yards with 27 touchdowns for a 92.8 passer rating. He registered a career-best 311 rushing yards with a touchdown. His 392 completions were the most in Dolphins history.

## TITANS TIDBITS:

- Ryan founded the Tannehill's A.C.E.S. (Achieving Community Educations Success) program with wife, Lauren, which consisted of 17 sophomores from American Senior High School and is focused on awarding scholarships to the participating students who strive for good grades and took on an

active role in their community by hosting monthly events to reward the students and help them give back to the community.

- Ryan enjoys deep-sea fishing off the coast of South Florida in his free time.
- Ryan's father, Tim, played wide receiver at Texas Tech from 1985-87.

## CAREER TRANSACTIONS:

- The Big Spring, Texas, native was originally selected by the Miami Dolphins in the first round (eighth overall) of the 2012 NFL Draft.
- Traded by the Dolphins to the Titans along with a 2019 sixth-round pick for a 2019 seventh-round draft pick and a 2020 fourth-round draft choice on March 15, 2019.

## SEASON RECAPS:

**2022 (1/1 - Tennessee):** Has posted 48 career games with a 100.0 or better passer rating, including one in 2022 (vs. NYG). Posted his 200th career touchdown pass against N.Y. Giants (9/11/22).

- Against N.Y. Giants (9/11), completed 20 of 33 passes for 266 yards with two touchdowns for a 106.4 passer rating. Rushed twice for seven yards. By starting his 44th consecutive game with the club, he passed Steve McNair for the most consecutive starts in Titans/Oilers history by a quarterback. Found Dontrell Hilliard for a seven-yard touchdown to give the Titans an early 7-0 lead in the opening stanza. It was the 200th touchdown pass of his career, making him the 47th player in NFL history to reach the plateau. Extended the Titans' second scoring drive with a 31-yard pass to Hilliard on third-and-three in the second quarter. Kept the Titans' second touchdown drive alive with a five-yard toss to Kyle Philips on third-and-five in the third quarter. Gave the Titans a 20-13 lead with a 23-yard touchdown grab in the third quarter. Got the Titans in field goal range with a 21-yard pass to Philips along the sideline late in the fourth quarter.

**2021 (17/17, 1/1 - Tennessee):** Started all 17 games at quarterback and became the only quarterback other than Warren Moon (1989-1991) to record multiple seasons with at least 3,500 passing yards with the franchise. Finished the season with 3,734 yards, 21 touchdowns and 14 interceptions, completing 357 of his 531 passes (89.6 passer rating). His passing yardage total ranked fourth in franchise history. Posted 55 carries for 270 yards with a career-high-tying seven rushing touchdowns. Started the postseason contest and completed 15 of 24 passes for 220 yards with one touchdown and three interceptions. Rushed three times for 12 yards. Has engineered 26 career game-winning drives (including the playoffs), defined as when the team trailed or was tied in the fourth quarter or overtime, including four in 2021 (at SEA, vs. BUF, at IND, vs. SF). Has registered 24 career games with at least 300 passing yards, including two in 2021 (at SEA, vs. HOU). Has registered 14 career games with at least one passing touchdown and at least one rushing touchdown, including four in 2021 (vs. ARI, vs. KC, at LAR, vs. NO). Eclipsed 30,000 career passing yards, becoming the 51st player in NFL history to reach the mark at Pittsburgh (12/19/21). Named AFC Offensive Player of the Week after completing 23 of 32 passes for 287 yards with a career-high-tying four touchdowns for a season-best 138.9 passer rating at Houston (1/9/22).

- At Seattle (9/19), completed 27 of 40 passes for 347 yards for a 94.5 passer rating. Rushed four times for 27 yards. Recorded his 23rd career game-winning drive. It was his 10th game-winning drive since joining the Titans in 2019, which led all NFL quarterbacks during the past three seasons. Kickstarted the Titans' second scoring drive with a 51-yard bomb to Jones to the Seattle 25-yard line in the second stanza.
- Against Indianapolis (9/26), connected on 18 of 27 passes for 197 yards with three touchdowns and two interceptions for a 94.2 passer rating. Tied



a career-high with 56 rushing yards on five carries. Gave the Titans an early 7-0 lead with a six-yard touchdown strike to Chester Rogers on third-and-goal. Found Nick Westbrook-Ikhine for an 18-yard touchdown pass and a 14-7 lead in the second quarter. Increased the Titans' advantage to 22-13 with a 10-yard touchdown toss to Jeremy McNichols on third-and-goal early in the fourth quarter.

- At Jacksonville (10/10), connected on 14 of 22 passes for 197 yards with a touchdown pass for a 107.6 passer rating. Rushed three times for 21 yards. Increased the Titans' advantage to 21-13 with a 14-yard touchdown toss to MyCole Pruitt in the second quarter.
- Against Kansas City (10/24), completed 21 of 27 passes for 270 yards with a touchdown and an interception for a 105.2 passer rating. Rushed twice for six yards with a score. Registered his second game of 2021 and his 12th career game in which he had at least one passing touchdown and at least one rushing touchdown. Set up the Titans' second touchdown with a 46-yard bomb to A.J. Brown down the left sideline. Increased the Titans' lead to 14-0 with 24-yard touchdown strike to Brown on third-and-seven late in the first stanza. Gave the Titans a 24-0 advantage with a two-yard touchdown run in the second quarter.
- At Indianapolis (10/31), completed 23 of 33 passes for 265 yards with three touchdowns and two interceptions for a 98.7 passer rating. Registered his second game of 2021 with three (or more) touchdown passes and the 24th such performance of his career. Rushed twice for 26 yards. Cut the Colts' lead to 14-7 with a six-yard touchdown toss to Geoff Swaim on third-and-three in the second stanza. Evened the score at 14-14 with a 57-yard touchdown pass to A.J. Brown in the second quarter. Gave the Titans a 21-17 lead with a five-yard touchdown connection with Nick Westbrook-Ikhine on third-and-four in the third stanza.
- Against New Orleans (11/14), connected on 19 of 27 passes for 213 yards with a touchdown for a 105.9 passer rating. Posted a rushing touchdown. Posted a one-yard touchdown run on a quarterback sneak to give the Titans a 13-6 lead late in the first half. Found MyCole Pruitt for a two-yard touchdown toss and a 20-6 lead early in the third stanza.
- Against San Francisco (12/23), completed 22 of 29 passes for 209 yards with a touchdown for a 106.8 passer rating. Rushed three times for 22 yards. Credited with the 26th game-winning drive of his career, including a league-high 13 game-winning drives since joining the Titans in 2019. On third down, was 11 of 13 passing (84.6 percent) for 149 yards with a passer rating of 114.4. Converted a career-high nine third downs on passing attempts. Gave the Titans a 17-10 lead with an 18-yard touchdown strike to Brown early in the fourth quarter. Set up the game-winning field goal with a 23-yard scamper to the 49ers' 31-yard line late in the final quarter.
- Against Miami (1/2), completed 13 of 18 passes for 120 yards with two touchdowns for a 127.1 passer rating against his former team. He now has more regular season wins—29—than any other starting signal caller in franchise history over the player's first three years with the club. Gave the Titans a 7-0 lead with a one-yard touchdown toss to Geoff Swaim late in the first quarter. Found Anthony Firkser for a 15-yard touchdown and a 24-3 lead midway through the fourth quarter.
- At Houston (1/9), named AFC Offensive Player of the Week after completing 23 of 32 passes for 287 yards with a career-high-tying four touchdowns for a season-best 138.9 passer rating. Gave the Titans a 7-0 lead with a five-yard touchdown toss to Firkser on third-and-five in the second stanza. Increased the Titans lead to 14-0 with a 14-yard touchdown pass to A.J. Brown late in the second stanza. Found Nick Westbrook-Ikhine for a four-yard touchdown toss with 11 seconds remaining in the first half. Somehow eluded a sack and scrambled out of the pocket to find Westbrook-Ikhine for a 36-yard completion on third-and-five in the fourth quarter. Connected with Julio Jones for a three-yard touchdown and a 28-18 lead midway through the fourth stanza.
- Against Cincinnati (1/22), completed 15 of 24 passes for 220 yards with a touchdown and three interceptions. Set up a Titans' field goal with a 40-yard bomb to Brown down to the Bengals' 22-yard line in the third quarter. Evened the score at 16-16 with a 33-yard touchdown pass to Brown down the right sideline late in the third quarter. With his seventh career postseason touchdown pass with the Titans, he passed Steve McNair (six) for sole possession of second place on the franchise's postseason list.

**2020 (16/16, 1/1 - Tennessee):** Started all 16 games at quarterback and finished fifth in the NFL with a 106.5 passer rating and tied for seventh in the NFL with a career-high 33 touchdown passes. Completed 315 of 481 passes for 3,819 yards. Rushed 43 times for 266 yards and set a career-high with seven rushing touchdowns. Set a franchise record with 40 combined touchdowns (33 passing and seven rushing) in a season. With

3,819 passing yards in 2020, he moved into third place on the franchise single-season passing list. Started the postseason contest and completed 18 of 26 passes for 165 yards with a touchdown. Registered five games with three or more touchdown passes in 2020 (vs. JAX, vs. BUF, vs. HOU, vs. CLE, vs. DET). Became the third player in franchise history to pass for 30 touchdowns in a season. Set a franchise record with his fifth consecutive game with a passer rating of at least 100.0 (11/22-12/20), breaking the record he established in 2019.

- Against Jacksonville (9/20), made his 100th career regular season start at quarterback and completed 18 of 24 passes for 239 yards with a career-high tying four touchdown passes for a 145.7 passer rating. Marked his second-highest career passer rating in a game with a minimum of 20 attempts. Gave the Titans an early 7-0 lead with a 13-yard touchdown pass to Smith early in the first stanza. Increased the lead to 14-0 with a nine-yard touchdown pass to Corey Davis in the first stanza. Found Smith for a four-yard touchdown connection on third-and-four late in the second quarter. Reached 150 career touchdown passes on his third touchdown pass of the day. Stood in the pocket and took a hit to deliver an 18-yard touchdown pass to Adam Humphries on third-and-nine late in the third quarter.
- Against Buffalo (10/13), started at quarterback and completed 21 of 28 passes for 195 yards with three touchdowns for a 129.3 passer rating. Rushed four times for 42 yards with a score on the ground. Recorded the second game of his career with at least three passing touchdowns and at least one rushing touchdown. Got the Titans on the board early in the first quarter with a 16-yard touchdown strike to A.J. Brown. Gave the Titans a 21-10 halftime lead with a 10-yard touchdown run with 16 seconds left in the second quarter. Extended the Titans' lead to 28-10 with a four-yard touchdown pass to Jonnu Smith late in the third quarter. Capped the scoring with a seven-yard touchdown toss to Smith to make the score 42-16 late in the final quarter.
- Against Houston (10/18), started at quarterback and completed 30 of 41 passes for 366 yards with four touchdowns and one interception for a passer rating of 122.6. His yardage total was the fifth-highest number of his career and his second-highest figure in a Titans uniform. Registered his 20th career game-winning drive and his seventh in a Titans uniform. It was his fourth game-winning drive of 2020. Completed his final 10 passes of the game in the fourth quarter and overtime. Gave the Titans a 7-0 lead with a seven-yard touchdown pass to Anthony Firkser in the opening stanza. Increased the Titans lead to 14-0 with a six-yard touchdown toss to A.J. Brown late in the opening quarter. Found Humphries down the left sideline for a 22-yard touchdown and a 21-7 lead. Increased the Titans' lead to 29-23 with a two-point conversion pass to Nick Westbrook-Ikhine in the back of the endzone in the fourth quarter. Sent the game to overtime with a seven-yard touchdown pass to Brown with four seconds left to play in regulation. Kickstarted the Titans' game-winning drive with a 53-yard catch-and-run pass to Derrick Henry down the right sideline in overtime.
- Against Pittsburgh (10/25), started at quarterback and completed 18 of 30 passes for 220 yards with two touchdowns for a 104.9 passer rating. Got the Titans on the scoreboard with a four-yard touchdown pass to Corey Davis on third-and-goal in the second quarter. Found A.J. Brown for a 73-yard catch-and-run touchdown in the third quarter.
- Against Chicago (11/8), started at quarterback and completed 10 of 21 passes for 158 yards with two touchdowns for a 104.9 passer rating. Reached the 25,000-yard career passing mark during the first quarter. Found A.J. Brown down the left sideline for a 40-yard touchdown strike and a 10-0 advantage in the second stanza. Increased the Titans lead to 24-3 with a two-yard touchdown toss to Jonnu Smith in the fourth quarter.
- At Baltimore (11/22), connected on 22 of 31 passes for 259 yards with two touchdowns and an interception for a 104.1 passer rating. Gave the Titans an early 7-0 lead with a one-yard touchdown toss to Jonnu Smith in the first quarter. Found A.J. Brown for a 14-yard touchdown on third-and-10 with 2:26 remaining in the fourth quarter. Made the Titans' lead 24-21 with a two-point conversion run.
- At Indianapolis (11/29), completed 13 of 22 passes for 221 yards with a touchdown for a 108.3 passer rating. Rushed twice for three yards with a rushing score. Extended the Titans' opening touchdown drive with an eight-yard pass to Geoff Swaim on third-and-one in the first quarter. Gave the Titans a 14-7 advantage by finding A.J. Brown over the middle for a 69-yard catch-and-run touchdown late in the opening stanza. Set up the Titans' fifth and final touchdown of the first half with a 37-yard strike to Corey Davis down to the Colts' one-yard line late in the second quarter. Extended the Titans' lead to 35-14 with a one-yard touchdown run on a zone read with 20 seconds remaining in the first half.
- Against Cleveland (12/6), completed 29 of 45 passes for 389 yards with

three touchdowns and an interception for a 104.8 passer rating. Got the Titans on the scoreboard with a 17-yard touchdown toss to Corey Davis in the second stanza. Found MyCole Pruitt for a 22-yard touchdown pass early in the third quarter. Connected with Cameron Batson for an eight-yard touchdown pass with less than a minute remaining in the contest.

- At Jacksonville (12/13), completed 19 of 24 passes for 212 yards with two touchdowns for a 131.2 passer rating. On his first pass of the game, a 13-yard completion to tight end Geoff Swaim, he passed the 3,000-yard passing mark for the fifth time in his career and for the first time since 2015. Gave the Titans an early 7-0 lead with a 37-yard touchdown connection to A.J. Brown on a flea-flicker in the first quarter. Found Geoff Swaim for a five-yard touchdown toss and a 24-3 advantage early in the third quarter.

- Against Detroit (12/20), completed 21 of 27 passes for 273 yards with three touchdowns for a 145.8 passer rating. Rushed three times for 21 yards with two touchdowns on the ground. Registered the first game of his career with five combined passing and rushing touchdowns. His 145.8 passer rating was the second best of his career in a qualifying game (min. 20 attempts) and his best in a Titans uniform. Joined Michael Vick (Nov. 15, 2010) and Jack Kemp (Dec. 4, 1960) as the only players in NFL history with at least three passing touchdowns, at least two rushing touchdowns and a 145.8 or higher passer rating in a single game. Answered the Lions' opening touchdown in the first stanza with a 75-yard touchdown pass to Corey Davis on the first play from scrimmage following the Detroit score. Gave the Titans a 21-7 advantage with a 17-yard touchdown scamper in which he dove for the left pylon in the second quarter. Increased the Titans' lead to 32-18 with a three-yard touchdown run early in the fourth quarter. Found Brown for a two-yard touchdown pass and a 39-18 lead in the fourth quarter. Gave the Titans a 46-25 lead with a three-yard pass to Darrynton Evans late in the final stanza.

- At Houston (1/3), connected on 18 of 27 passes for 216 yards with a touchdown for a 103.3 passer rating in the Titans' division-clinching victory. Rushed seven times for 38 yards with two touchdowns on the ground. Increased the Titans lead to 17-6 with a four-yard touchdown toss to A.J. Brown in the second quarter. Gave the Titans a 31-15 lead with a five-yard touchdown scramble in the third quarter. Helped the Titans regain the lead at 38-35 with a five-yard touchdown run on a zone read in the fourth quarter. Set up the Titans' game-winning field goal with a 52-yard deep bomb to A.J. Brown down to the Texans' 23-yard line with 10 seconds remaining in the game.

- Against Baltimore (1/10), completed 18 of 26 passes for 165 yards with a touchdown and an interception. Rushed twice for six yards. Gave the Titans an early 7-0 lead with a 10-yard touchdown pass to A.J. Brown in the opening quarter.

**2019 (12/10, 3/3 - Tennessee):** Named to his first career Pro Bowl. Named the NFL's Comeback Player of the Year. Played in 12 games with 10 starts at quarterback and led the NFL with a 117.5 passer rating and ranked third in the NFL with a 70.3 completion percentage. Established the fourth-highest single-season passer rating in NFL history. Completed 201 of 286 passes for 2,742 yards with 22 touchdowns and six interceptions. Became the third qualifying passer in NFL history to have a season with at least a 70.0 completion percentage and an average of at least 9.0 yards per attempt, joining Sammy Baugh and Joe Montana. Established new franchise single-season records for completion percentage (70.7) and yards per attempt (9.6). Rushed 43 times for 185 yards with four rushing touchdowns. Did not play in four games. Started all three postseason contests and connected on 36 of 60 passes for 369 yards with five touchdowns and an interception for a 98.5 passer rating. Rushed 13 times for 35 yards with a rushing score. Named the AFC Offensive Player of the Month for December, after completing 90 of 132 passes for 1,322 yards with 12 touchdowns and two interceptions. His passer rating for the calendar month was 124.6, which led the AFC.

- At Denver (10/13), entered the game in the third quarter and completed 13 of 16 passes for 144 yards with an interception. Rushed once for six yards.

- Against L.A. Chargers (10/20), started at quarterback and completed 23 of 29 passes for 312 yards with two touchdowns and an interception for a 120.1 passer rating. Rushed five times for seven yards. Set a new career-high by completing 79.3 percent of his passes. Evened the score at 10-10 with an eight-yard touchdown strike to Corey Davis late in the second quarter. Gave the Titans a 16-10 lead with a five-yard touchdown pass to Tajae Sharpe in the back of the end zone on third-and-goal early in the fourth quarter.

- Against Tampa Bay (10/27), connected on 21 of 33 passes for 193 yards with three touchdowns for a 109.8 passer rating. Gave the Titans a 7-3 lead with a five-yard touchdown strike to Jonnu Smith in the first quarter.

Increased the Titans lead to 14-3 with a six-yard touchdown pass to Tajae Sharpe on third-and-goal late in the first stanza. Gave the Titans a 27-23 lead with an eight-yard touchdown strike to A.J. Brown on third-and-eight midway through the fourth quarter.

- At Carolina (11/3), completed 27 of 39 passes for 331 yards with a touchdown and two interceptions. Rushed four times for 38 yards with a score. Found Derrick Henry for a 23-yard touchdown reception on a screen in the fourth quarter. Cut the Panthers' lead to 30-20 with a 10-yard touchdown run with less than three minutes remaining in the game.

- Against Kansas City (11/10), completed 13 of 19 passes for 181 yards with two touchdowns for a 133.9 passer rating. Rushed three times for 37 yards. Added a two-point conversion rushing score. Found Anthony Firkser for a nine-yard touchdown pass in the second quarter. Gave the Titans the lead by finding Adam Humphries for a 23-yard touchdown strike with 23 seconds remaining in the fourth quarter. Increased the lead to 35-32 with an extra effort, two-point conversion run.

- Against Jacksonville (11/24), completed 14 of 18 passes for 259 yards with two touchdowns for a 155.8 passer rating. Rushed seven times for 40 yards with a career-best two rushing scores. Gave the Titans a 7-0 lead with a 21-yard touchdown run on a bootleg in the second stanza. Increased the Titans lead to 35-3 with a 65-yard touchdown strike to Brown in the third stanza. Collected his career-best second rushing touchdown with a three-yard score on third-and-one in the fourth quarter.

- At Indianapolis (12/1), completed 17 of 22 passes for 182 yards with two touchdowns for a 131.2 passer rating. Evened the score at 7-7 with a 13-yard touchdown pass to Adam Humphries on third-and-eight in the opening stanza. Sealed the victory with a 40-yard touchdown strike to Kalif Raymond on third-and-six late in the fourth quarter.

- At Oakland (12/8), named AFC Offensive Player of the Week after completing 21 of 27 passes for 391 yards with three touchdowns and an interception for a 140.4 passer rating. His passer rating of 140.4 was the second-best single-game mark of his career in a contest in which he attempted at least 20 passes. Gave the Titans a 14-7 advantage with a career-long 91-yard touchdown bomb to A.J. Brown early in the second quarter. Gave the Titans a 21-14 lead with a 16-yard touchdown pass to Brown on third-and-13 in the second quarter. Found Jonnu Smith in the back of the end zone for a 17-yard touchdown and a 35-21 lead early in the fourth quarter.

- Against Houston (12/15), completed 22 of 36 passes for 279 yards with two touchdowns and an interception. Rushed three times for 10 yards with a score. Connected with A.J. Brown for a 60-yard reception down the right sideline in the opening quarter. Cut the Texans' lead to 14-7 with a one-yard touchdown run on fourth-and-goal in the third quarter. Evened the score at 14-14 with a five-yard touchdown strike to Brown early in the fourth quarter. Found Dion Lewis for an 11-yard touchdown toss late in the final stanza.

- Against New Orleans (12/22), completed 17 of 27 passes for 272 yards with three touchdowns for a 133.6 passer rating. Gave the Titans a 7-0 lead with a 41-yard touchdown strike to Jonnu Smith in the first quarter. Cut the Saints lead to 24-21 with a 36-yard touchdown pass to Tajae Sharpe on third-and-one in the third quarter. Found Sharpe in the back of the end zone for a seven-yard touchdown on third-and-two midway through the fourth quarter.

- At Houston (12/29), started at quarterback in his 100th career game and completed 13 of 20 passes for 198 yards with two touchdowns for a 130.8 passer rating. Registered his seventh consecutive game with at least two touchdown passes, the best streak of his career. Evened the score at 7-7 with a 51-yard touchdown toss to A.J. Brown on third-and-five in the opening quarter. Gave the Titans a 14-7 lead with a one-yard touchdown pass to MyCole Pruitt early in the second quarter. Set up the Titans' fourth touchdown with a 47-yard bomb to Brown down to the Houston one-yard line early in the fourth quarter.

- At New England (1/4), started at quarterback in his postseason debut and completed eight of 15 passes for 72 yards with a touchdown and an interception. Gave the Titans a 7-3 lead with a 12-yard touchdown strike to Anthony Firkser on third-and-10 in the first quarter. Converted a key third-and-eight with an 11-yard toss to Firkser along the sideline allowing the offense to run more clock late in the fourth quarter.

- At Baltimore (1/11), connected on seven of 14 passes for 88 yards with two touchdowns for a 109.5 passer rating. Rushed six times for 13 yards with a score. Gave the Titans a 7-0 lead with a 12-yard touchdown connection to Jonnu Smith in the corner of the end zone on third-and-12 in the first quarter. Increased the Titans lead to 14-0 with a 45-yard touchdown bomb to Kalif Raymond early in the second quarter. Found the end zone for a

one-yard touchdown run on an option play in the third stanza.

- At Kansas City (1/19), started at quarterback and completed 21 of 31 passes for 209 yards with two touchdowns for a 108.1 passer rating. Kickstarted the Titans' first scoring drive with a 37-yard connection to A.J. Brown on the second play from scrimmage. Increased the Titans lead to 17-7 with a one-yard touchdown toss to Dennis Kelly in the second stanza. Cut the Chiefs' lead to 35-24 with a 22-yard scoring connection to Anthony Firkser in the final quarter.

**2018 (10/10 - Miami):** Started 10 games and completed 158 of 243 passes for 1,832 yards with 17 touchdowns. Tallied 30 carries for 136 yards. Was inactive for five games. Served as a season-long team captain.

- Against Tennessee (9/9), connected on 20 of 28 passes for 230 yards with two touchdowns. Completed a 75-yard pass to Kenny Stills in the fourth quarter to give Miami a 24-10 lead. It was the second-longest completion of his career.

- Against Oakland (9/23), completed 17 of 23 passes for 289 yards with three touchdowns for a 155.3 passer rating.

- Against New England (12/2), completed 14 of 19 passes for 265 yards with three touchdowns for a 155.2 passer rating. Eclipsed 20,000 career passing yards, becoming the third quarterback in Dolphins history to accomplish the feat. Led his 14th career fourth quarter comeback, connecting on a 69-yard pass that was double-lateraled to Kenyan Drake for a game-winning touchdown on the final play of the game known as "The Miami Miracle."

**2017 (0/0 - Miami):** Missed the entire season after being placed on injured reserve on Aug. 12.

**2016 (13/13 - Miami):** Started 13 games and completed 261 of 389 passes for 2,995 yards with 19 touchdowns. Produced 39 carries for 164 yards with a touchdown. Was inactive for three games. His 67.1 completion percentage was the second-highest single-season completion percentage in franchise history.

- Against Buffalo (10/23), made good on 15 of 25 passes for 204 yards with a touchdown. Completed a 66-yard touchdown pass to Kenny Stills with 2:24 left to give Miami a two-score lead.

- At Los Angeles Rams (11/20), completed 24 of 34 passes for 172 yards with two touchdowns. Registered two carries for 19 yards. Hit DeVante Parker for a nine-yard touchdown pass to give Miami the lead with 36 seconds left. Marked the 13th come-from-behind win of his career. In Miami's final two drives, completed 12 of 13 passes for 115 yards and two scores. Became the franchise's all-time leading rusher as a quarterback, surpassing Hall of Fame quarterback Bob Griese (994).

- Against San Francisco (11/27), connected on 20 of 30 passes for 285 yards with three touchdowns for a 130.6 passer rating.

- At Pittsburgh (1/8), was inactive for the Wild Card matchup.

**2015 (16/16 - Miami):** Started all 16 games and completed 363 of 586 passes for 4,208 yards with 24 touchdowns. Set a then NFL record with 25 consecutive completions on Oct. 18 (at Tennessee) and Oct. 25 (vs. Houston). His 4,208 passing yards was the fifth-highest single-season total in team history and most by a Dolphins quarterback other than Dan Marino. His 24 touchdown passes marked the third straight season he passed for 20 or more touchdowns, joining Marino as the only Dolphins quarterback to accomplish the feat.

- At Jacksonville (9/20), connected on 30 of 44 passes for 359 yards with two touchdowns for a 108.0 passer rating.

- Against Buffalo (9/27), completed 26 of 49 passes for 297 yards and two touchdowns. Set a team record with 160 consecutive passes without an interception, breaking Dan Marino's mark.

- Against Houston (10/25), named AFC Offensive Player of the Week and FedEx Air NFL Player of the Week by completing 18 of 19 passes for 282 yards with four touchdowns for a perfect 158.3 passer rating. His 94.7 completion percentage was a single-game team record. Became the first NFL quarterback since Randall Cunningham in 1998 to complete three 50-yard touchdown passes in the first half of a game.

**2014 (16/16 - Miami):** Started all 16 games and completed 392 of 590 passes for 4,045 yards with 27 touchdowns for a 92.8 passer rating. Registered 56 carries for 311 yards with a touchdown. His 392 completions were the most in team history and his 590 pass attempts were the fourth-most in team history. Completed 70 percent of passes in five consecutive games (Nov. 2 to Dec. 1), setting a team record. His 27 touchdown passes were the sixth-most in team history and the most by anyone other than

Dan Marino.

- Against San Diego (11/2), connected on 24 of 34 passes for 288 yards with three touchdowns for a season-high 125.6 passer rating.

- At N.Y. Jets (12/1), completed 25 of 35 passes for 235 yards. Engineered a game-winning drive that led to a 26-yard field goal with 1:57 left to give Miami the 16-13 victory.

- Against Minnesota (12/21), connected on 35 of 47 passes for 396 yards with four touchdowns for a 118.8 passer rating. His 396 passing yards marked the eighth 300-yard game of his career, moving him into second place in team history in the category.

**2013 (16/16 - Miami):** Started all 16 games and completed 355 of 588 passes for 3,913 yards with 24 touchdowns for an 81.7 passer rating. Tallied 40 carries for 238 yards with a touchdown.

- At Atlanta (9/22), completed 24 of 35 passes for 236 yards with two touchdowns. Led the team on a 13-play, 75-yard drive that culminated in a one-yard touchdown pass to Dion Sims with 38 seconds left to win the game. Completed nine of 12 passes for 69 yards with a touchdown on the game-winning drive.

- At N.Y. Jets (12/1), connected on 28 of 43 passes for 331 yards with two touchdowns. Marked his second consecutive 300-yard passing game, the first back-to-back 300-yard games of his career.

- Against New England (12/15), completed 25 of 37 passes for 312 yards with three touchdowns for a 120.6 passer rating. It was his second straight three plus touchdown performance as he became the first Dolphins quarterback since Dan Marino in 1994 to accomplish the feat. Led the team on a nine-play, 60-yard drive capped off by a 14-yard touchdown pass to Marcus Thigpen with 1:15 left to win the game.

**2012 (16/16 - Miami):** Started all 16 games as a rookie and completed 282 of 484 passes for 3,294 yards with 12 touchdowns for a 76.1 passer rating. Carried the ball 49 times for 211 yards and two touchdowns. Set franchise rookie records in completions (282), attempts (484) and passing yards (3,294). His 58.3 completion percentage was second-best among rookies in team history.

- At Houston (9/9), made his NFL debut and his first NFL start and completed 20 of 36 passes for 219 yards. Became the first rookie quarterback in team history to start a season opener.

- Against Oakland (9/16), collected his first win by completing 18 of 30 passes for 200 yards and a touchdown. Scored his first NFL rushing touchdown with a two-yard run in the first quarter. Threw his first NFL touchdown with a 14-yard pass to Anthony Fasano in the fourth quarter.

- At Arizona (9/30), connected on 26 of 41 passes for 431 yards with a touchdown. His 26 completions were the most in team history by a rookie and his 431 passing yards was the third-highest single-game total by a rookie in NFL history, the most by a rookie in Dolphins history and tied for the sixth-most in any game in team history.

#### COLLEGE:

- Was a four-year letterman (2008-11) and two-year starter as a quarterback and wide receiver at Texas A&M.

- Played in 50 games with 25 starts and completed 484 of 774 passes for 5,450 yards with 42 touchdowns. Hauled in 112 receptions for 1,596 yards with 10 touchdowns. Rushed 115 times for 369 yards with five touchdowns.

- Started 19 games at quarterback and six contests at wide receiver, while playing both quarterback and wide receiver in five games.

- As a senior (2011), started all 13 games and completed 327 of 531 passes for 3,744 yards and 29 touchdowns. Notched 58 carries for 306 yards and four touchdowns.

- In his final collegiate campaign, was named honorable mention All-American, a finalist for the Johnny Unitas Golden Arm Award (nation's top quarterback), a semifinalist for the Davey O'Brien Award (nation's top quarterback) and a finalist for the William V. Campbell Trophy (nation's best scholar-athlete).

- As a junior (2010), played in all 13 games with six starts at quarterback and connected on 152 of 234 passes for 1,638 yards and 13 touchdowns. As a wide receiver registered 11 receptions for 143 yards with a touchdown. Rushed 51 times for 76 yards and a score. Saw action at wide receiver for the first seven games of the season. Took over starting quarterback duties for the final six games and posted a 5-1 record.

- As a sophomore (2009), played in all 13 games and was named honorable mention All-Big 12. Collected 46 receptions for 609 yards and four touchdowns. Completed four of eight passes for 60 yards. Notched four carries for minus five yards.

- As a redshirt freshman (2008), played in 11 games with six starts at



wide receiver. Battled for the starting quarterback spot in camp but moved to receiver at the start of the season. Tallied 55 receptions for 844 yards with five touchdowns. Completed his only pass for eight yards. Notched two carries for minus eight yards. His 55 receptions, 844 receiving yards and five receiving touchdowns were school freshman records. Received honorable mention Freshman All-American honors and was voted school's offensive MVP by his teammates.

- Redshirted in 2007.
- Majored in biology at Texas A&M.

#### PERSONAL:

- Married to Lauren and the couple has two children.
- Attended Big Spring (Texas) High School and played defensive back, punter, wide receiver and quarterback.
- As a senior (2006), passed for 1,258 yards and rushed for 617 yards. Hauled in three receptions for 62 yards. Posted a 39.2-yard punt return average. Received first-team All-CIF honors.
- As a junior (2005), notched 62 receptions for 1,500 yards and 17 touchdowns.
- Also lettered in basketball, baseball, golf and track and field.
- Follow Tannehill on Twitter at @ryantannehill1.
- Follow Tannehill on Instagram at @rtannehill17.
- Born Ryan Timothy Tannehill on July 27, 1988 in Lubbock, Texas.

## RYAN TANNEHILL'S GAME-BY-GAME

2012 Miami Dolphins					PASSING										RUSHING					COMBINED RUSH + PASS	
Date	Opp	W/L	P/S	Att	Cmp	Pct	Yds	Yds/Att	TD	Int	Lg	Sk	Lst	Rating	Att	Yds	Avg	Lg	TD	Yards	Touchdowns
Sept 9	@ Hou	L	S	36	20	55.6	219	6.1	0	3	34	2	20	39.0	3	-4	-1.3	0	0	215	
Sept 16	Oak	W	S	30	18	60.0	200	6.7	1	0	25	1	11	91.0	3	14	4.7	13	1	214	2r, 14
Sept 23	NYJ	L	S	36	16	44.4	196	5.4	0	1	41	0	0	50.2	3	3	1.0	5	0	199	
Sept 30	@ Ari	L	S	41	26	63.4	431	10.5	1	2	80t	4	37	86.5	1	0	0.0	0	0	431	80
Oct 7	@ Cin	W	S	26	17	65.4	223	8.6	0	0	30	2	12	92.3	4	-4	-1.0	-1	0	219	
Oct 14	StL	W	S	29	21	72.4	185	6.4	2	0	29t	3	29	112.0	4	16	4.0	10	0	201	29, 1
Oct 28	@ NYJ	W	S	5	2	40.0	18	3.6	0	0	12	1	9	50.4	0	0	0.0	-	0	18	
Nov 4	@ Ind	L	S	38	22	57.9	290	7.6	1	0	35	2	9	90.9	1	-1	-1.0	-1	0	289	31
Nov 11	Ten	L	S	39	23	59.0	217	5.6	0	3	17	1	8	42.4	1	-1	-1.0	-1	0	216	
Nov 15	@ Buf	L	S	28	14	50.0	141	5.0	1	2	19	3	17	46.9	1	7	7.0	7	0	148	2
Nov 25	Sea	W	S	26	18	69.2	253	9.7	1	1	39	1	7	97.1	4	33	8.3	19	0	286	29
Dec 2	NE	L	S	29	13	44.8	186	6.4	0	0	28	3	10	66.2	5	19	3.8	9	1	205	2r
Dec 9	@ SF	L	S	33	17	51.5	150	4.5	1	0	28	2	17	74.1	3	25	8.3	20	0	175	3
Dec 16	Jax	W	S	28	22	78.6	220	7.9	2	0	37	1	11	123.2	8	52	6.5	30	0	272	4, 2
Dec 23	Buf	W	S	25	13	52.0	130	5.2	2	0	30	2	11	93.8	6	44	7.3	31	0	174	17, 12
Dec 30	@ NE	L	S	35	20	57.1	235	6.7	0	1	22	7	26	65.8	2	8	4.0	8	0	243	
Totals		7-9	16/16	484	282	58.3	3,294	6.8	12	13	80t	35	234	76.1	49	211	4.3	31	2	3,505	



# RYAN TANNEHILL'S GAME-BY-GAME CONT.

## 2013 Miami Dolphins

PASSING																RUSHING					COMBINED RUSH + PASS	
Date	Opp	W/L	P/S	Att	Cmp	Pct	Yds	Yds/Att	TD	Int	Lg	Sk	Lst	Rating		Att	Yds	Avg	Lg	TD	Yards	Touchdowns
Sept 8	@ Cle	W	S	38	24	63.2	272	7.2	1	1	34t	4	17	82.3		5	3	0.6	3	0	275	34
Sept 15	@ Ind	W	S	34	23	67.6	319	9.4	1	0	67	5	22	107.4		4	1	0.3	2	0	320	18
Sept 22	Atl	W	S	35	24	68.6	236	6.7	2	1	21	5	41	94.5		2	7	3.5	8	0	243	18, 1
Sept 30	@ NO	L	S	35	22	62.9	249	7.1	1	3	50	4	33	57.9		4	48	12.0	26	0	297	3
Oct 6	Bal	L	S	40	21	52.5	307	7.7	1	0	49	6	35	86.1		2	6	3.0	6	0	313	9
Oct 20	Buf	L	S	37	19	51.4	194	5.2	3	2	46	2	21	71.2		3	5	1.7	3	0	199	7, 13, 4
Oct 27	@ NE	L	S	42	22	52.4	192	4.6	2	2	25	6	47	60.8		1	12	12.0	12	0	204	4, 5
Oct 31	Cin	W	S	28	20	71.4	208	7.4	0	0	40	3	20	92.6		1	1	1.0	1	1	209	1r
Nov 11	@ TB	L	S	42	27	64.3	229	5.5	2	1	19t	2	18	84.3		1	2	2.0	2	0	231	6, 19
Nov 17	SD	W	S	35	22	62.9	268	7.7	1	1	39t	4	29	84.0		4	21	5.3	10	0	289	39
Nov 24	Car	L	S	42	28	66.7	310	7.4	1	1	57	3	30	86.4		4	36	9.0	19	0	346	53
Dec 1	@ NYJ	W	S	43	28	65.1	331	7.7	2	1	31t	1	3	94.2		3	22	7.3	18	0	353	31, 28
Dec 8	@ Pit	W	S	33	20	60.6	200	6.1	3	1	40	2	14	95.5		3	56	18.7	48	0	256	6, 4, 12
Dec 15	NE	W	S	37	25	67.6	312	8.4	3	0	39t	4	23	120.6		1	-1	-1.0	-1	0	311	39, 2, 14
Dec 22	@ Buf	L	S	27	10	37.0	82	3.0	0	0	13	7	46	45.6		0	0	0.0	-	0	82	
Dec 29	NYJ	L	S	40	20	50.0	204	5.1	1	3	25	0	0	42.1		2	19	9.5	20	0	223	5
Totals		8-8	16/16	588	355	60.4	3,913	6.7	24	17	67	58	399	81.7		40	238	6.0	48	1	4,151	

## 2014 Miami Dolphins

PASSING																RUSHING					COMBINED RUSH + PASS	
Date	Opp	W/L	P/S	Att	Cmp	Pct	Yds	Yds/Att	TD	Int	Lg	Sk	Lst	Rating		Att	Yds	Avg	Lg	TD	Yards	Touchdowns
Sept 7	NE	W	S	32	18	56.3	178	5.6	2	1	24	1	9	79.9		3	-2	-0.7	0	0	176	4, 14
Sept 14	@ Buf	L	S	49	31	63.3	241	4.9	1	1	18	4	31	73.6		4	11	2.8	6	0	252	7
Sept 21	KC	L	S	43	21	48.8	205	4.8	1	0	30	4	14	70.4		1	9	9.0	9	0	214	1
Sept 28	@ Oak	W	S	31	23	74.2	278	9.0	2	1	35	0	0	109.3		5	35	7.0	18	0	313	13, 18
Oct 12	GB	L	S	31	20	64.5	244	7.9	2	2	25	1	7	83.3		3	49	16.3	40	0	293	11, 5
Oct 19	@ Chi	W	S	32	25	78.1	277	8.7	2	0	26	4	21	123.6		6	48	8.0	30	0	325	13, 10
Oct 26	@ Jax	W	S	29	16	55.2	196	6.8	1	1	50	3	18	73.3		5	48	9.6	30	0	244	3
Nov 2	SD	W	S	34	24	70.6	288	8.5	3	0	38	0	0	125.6		4	47	11.8	22	0	335	6, 21, 14
Nov 9	@ Det	L	S	38	27	71.1	207	5.4	1	1	20	3	29	81.8		2	0	0.0	3	0	207	3
Nov 13	Buf	W	S	34	26	76.5	240	7.1	2	0	32	5	35	114.8		4	16	4.0	15	0	256	7, 8
Nov 23	@ Den	L	S	36	26	72.2	228	6.3	3	1	21	1	12	104.9		4	15	3.8	8	1	243	1r, 10, 5, 1
Dec 1	@ NYJ	W	S	35	25	71.4	235	6.7	0	1	25	2	18	77.7		4	13	3.3	10	0	248	
Dec 7	Bal	L	S	33	23	69.7	227	6.9	1	0	27	6	41	98.9		2	6	3.0	7	0	233	3
Dec 14	@ NE	L	S	47	29	61.7	346	7.4	1	2	50	4	38	73.5		3	21	7.0	15	0	367	32
Dec 21	Min	W	S	47	35	74.5	396	8.4	4	1	41	1	13	118.8		6	-5	-0.8	5	0	391	14, 16, 7, 3
Dec 28	NYJ	L	S	39	23	59.0	259	6.6	1	0	33	7	51	87.4		0	0	0.0	-	0	259	23
Totals		8-8	16/16	590	392	66.4	4,045	6.9	27	12	50	46	337	92.8		56	311	5.6	40	1	4,356	

## 2015 Miami Dolphins

PASSING																RUSHING					COMBINED RUSH + PASS	
Date	Opp	W/L	P/S	Att	Cmp	Pct	Yds	Yds/Att	TD	Int	Lg	Sk	Lst	Rating		Att	Yds	Avg	Lg	TD	Yards	Touchdowns
Sept 13	@ Was	W	S	34	22	64.7	226	6.6	1	0	27	3	44	93.5		3	7	2.3	5	0	233	3
Sept 20	@ Jax	L	S	44	30	68.2	359	8.2	2	0	48	2	15	108.0		3	17	5.7	9	0	376	10, 5
Sept 27	Buf	L	S	49	26	53.1	297	6.1	2	3	46t	2	8	59.7		1	-1	-1.0	-1	0	296	21, 46
Oct 4	NYJ	L	S	44	19	43.2	198	4.5	2	2	42	3	31	53.0		1	4	4.0	4	0	202	8, 10
Oct 18	@ Ten	W	S	29	22	75.9	266	9.2	2	2	38	2	12	97.8		2	14	7.0	10	0	280	2, 12
Oct 25	Hou	W	S	19	18	94.7	282	14.8	4	0	54t	4	41	158.3		1	3	3.0	3	0	285	53, 50, 10, 54
Oct 29	@ NE	L	S	44	28	63.6	300	6.8	0	2	29	5	45	64.6		2	-1	-0.5	0	0	299	
Nov 8	@ Buf	L	S	35	26	74.3	307	8.8	0	0	46	2	27	100.5		2	3	1.5	3	0	310	
Nov 15	@ Phi	W	S	36	21	58.3	217	6.0	2	0	43	4	27	94.3		2	-2	-1.0	-1	0	215	13, 4
Nov 22	Dal	L	S	24	13	54.2	188	7.8	2	1	47	3	48	90.3		3	13	4.3	7	0	201	12, 29
Nov 29	@ NYJ	L	S	58	33	56.9	351	6.1	3	1	40	3	30	84.8		0	0	0.0	-	0	351	5, 5, 33
Dec 6	Bal	W	S	19	9	47.4	86	4.5	1	0	38t	1	4	78.0		1	11	11.0	11	0	97	38
Dec 14	NYG	L	S	41	25	61.0	236	5.8	1	0	47t	1	1	85.0		4	24	6.0	12	0	260	47
Dec 20	@ SD	L	S	34	20	58.8	216	6.4	0	0	35	3	29	77.6		3	4	1.3	2	1	220	1r
Dec 27	Ind	L	S	38	26	68.4	329	8.7	0	1	49	6	50	84.2		1	28	28.0	28	0	357	
Jan 3	NE	W	S	38	25	65.8	350	9.2	2	0	46	1	8	112.8		3	17	5.7	19	0	367	15, 2
Totals		6-10	16/16	586	363	61.9	4,208	7.2	24	12	54t	45	420	88.7		32	141	4.4	28	1	4,349	

# RYAN TANNEHILL'S GAME-BY-GAME CONT.

2016 Miami Dolphins				PASSING											RUSHING					COMBINED		RUSH + PASS	
Date	Opp	W/L	P/S	Att	Cmp	Pct	Yds	Yds/Att	TD	Int	Lg	Sk	Lst	Rating	Att	Yds	Avg	Lg	TD	Yards	Touchdowns		
Sept 11	Sea	L	S	29	16	55.2	186	6.4	0	0	50	5	36	74.8	5	17	3.4	11	1	203	2r		
Sept 18	NE	L	S	45	32	71.1	387	8.6	2	2	33	0	0	93.5	6	35	5.8	17	0	422	24, 12		
Sept 25	Cle	W	S	39	25	64.1	319	8.2	3	2	42t	1	8	93.9	1	2	2.0	2	0	321	26, 42, 10		
Sept 29	Cin	L	S	25	15	60.0	189	7.6	1	1	74t	5	29	80.3	0	0	0.0	-	0	189	74		
Oct 9	Ten	L	S	18	12	66.7	191	10.6	0	2	58	6	42	62.3	0	0	0.0	-	0	191			
Oct 16	Pit	W	S	32	24	75.0	252	7.9	0	0	53	0	0	97.4	2	3	1.5	4	0	255			
Oct 23	Buf	W	S	25	15	60.0	204	8.2	1	0	66t	1	6	99.4	6	21	3.5	13	0	225	66		
Nov 6	NYJ	W	S	28	17	60.7	149	5.3	1	0	24	1	12	86.8	2	-3	-1.5	-1	0	146	1		
Nov 13	SD	W	S	24	17	70.8	240	10.0	2	0	56	1	9	130.6	3	16	5.3	18	0	256	39, 18		
Nov 20	LAR	W	S	34	24	70.6	172	5.1	2	1	15	4	30	89.3	2	19	9.5	10	0	191	10, 9		
Nov 27	SF	W	S	30	20	66.7	285	9.5	3	0	46	2	22	130.6	6	34	5.7	17	0	319	16, 43, 15		
Dec 4	Bal	L	S	40	29	72.5	226	5.7	1	3	26	2	11	63.1	1	0	0.0	0	0	226	8		
Dec 11	Ari	W	S	20	15	75.0	195	9.8	3	1	71	1	11	124.0	5	20	4.0	12	0	215	28, 7, 3		
Dec 17	@ NYJ	W	IA																				
Dec 24	@ Buf	W	IA																				
Jan 1	NE	L	IA																				
Totals				10-6	13/13	389	261	67.1	2,995	7.7	19	12	74t	29	216	93.5	39	164	4.2	18	1	3,159	
Playoffs																							
Jan 8	@ Pit	L	IA																				
Totals				0-1	0/0	0	0	0.0	0	0.0	0	0	0	0	0.0	0	0	0.0	0	0	0		
2017 Miami Dolphins																							
				PASSING											RUSHING					COMBINED		RUSH + PASS	
Date	Opp	W/L	P/S	Att	Cmp	Pct	Yds	Yds/Att	TD	Int	Lg	Sk	Lst	Rating	Att	Yds	Avg	Lg	TD	Yards	Touchdowns		
Injured Reserve																							
Totals				0-0	0/0	0	0	0.0	0	0.0	0	0	0	0	0.0	0	0	0.0	0	0	0		
2018 Miami Dolphins																							
				PASSING											RUSHING					COMBINED		RUSH + PASS	
Date	Opp	W/L	P/S	Att	Cmp	Pct	Yds	Yds/Att	TD	Int	Lg	Sk	Lst	Rating	Att	Yds	Avg	Lg	TD	Yards	Touchdowns		
Sept 9	Ten	W	S	28	20	71.4	230	8.2	2	2	75t	1	8	89.9	4	4	1.0	4	0	234	10, 75		
Sept 16	NYJ	W	S	23	17	73.9	168	7.3	2	0	29t	4	46	123.1	8	44	5.5	20	0	212	29, 19		
Sept 23	Oak	W	S	23	17	73.9	289	12.6	3	0	74t	1	9	155.3	3	26	8.7	18	0	315	34, 18, 74		
Sept 30	NE	L	S	20	11	55.0	100	5.0	0	1	22	2	19	47.9	1	0	0.0	0	0	100			
Oct 7	Cin	L	S	35	20	57.1	185	5.3	1	2	22t	3	16	57.4	3	17	5.7	9	0	202	22		
Oct 14	Chi	W	IA																				
Oct 21	Det	L	IA																				
Oct 25	@ Hou	L	IA																				
Nov 4	NYJ	W	IA																				
Nov 11	@ GB	L	IA																				
Nov 25	Ind	L	S	25	17	68.0	204	8.2	2	0	74	1	3	119.4	3	14	4.7	9	0	218	33, 74		
Dec 2	Buf	W	S	24	16	66.7	137	5.7	3	1	18	3	22	103.6	3	-5	-1.7	-1	0	132	18, 3, 13		
Dec 9	NE	W	S	19	14	73.7	265	13.9	3	0	69	4	36	155.2	1	13	13.0	13	0	278	7, 23, 69		
Dec 16	Min	L	S	24	11	45.8	108	4.5	0	0	18	9	71	59.0	1	1	1.0	1	0	109			
Dec 23	Jax	L	S	22	15	68.2	146	6.6	1	1	31	3	25	82.8	3	22	7.3	12	0	168	4		
Dec 30	Buf	L	S	31	18	58.1	147	4.7	0	2	19	4	24	43.3	2	9	4.5	12	0	156			
Totals				7-9	11/11	274	176	64.2	1,979	7.2	17	9	75t	35	279	92.7	32	145	4.5	20	0	2,124	
2019 Tennessee Titans																							
				PASSING											RUSHING					COMBINED		RUSH + PASS	
Date	Opp	W/L	P/S	Att	Cmp	Pct	Yds	Yds/Att	TD	Int	Lg	Sk	Lst	Rating	Att	Yds	Avg	Lg	TD	Yards	Touchdowns		
Sept 8	@ Cle	W	p	0	0	-	0	-	0	0	0	0	0	-	2	-2	-1.0	-1	0	-2			
Sept 15	Ind	L	DNP																				
Sept 19	@ Jax	L	DNP																				
Sept 29	@ Atl	W	DNP																				
Oct 6	Buf	L	DNP																				
Oct 13	@ Den	L	p	16	13	81.3	144	9.0	0	1	25	4	35	78.1	1	6	6.0	6	0	150			
Oct 20	LAC	W	S	29	23	79.3	312	10.8	2	1	38	2	17	120.1	5	7	1.4	6	0	319	8, 5		
Oct 27	TB	W	S	33	21	63.6	193	5.8	3	0	26	3	19	109.8	4	-3	-0.8	1	0	190	5, 6, 8		
Nov 3	@ Car	L	S	39	27	69.2	331	8.5	1	2	35	4	21	82.3	4	38	9.5	25	1	369	23, 10r		
Nov 10	KC	W	S	19	13	68.4	181	9.5	2	0	52	4	35	133.9	3	37	12.3	18	0	218	9, 23		
Nov 24	Jax	W	S	18	14	77.8	259	14.4	2	0	65t	1	7	155.8	7	40	5.7	21t	2	299	21r, 1, 65, 3r		
Dec 1	@ Ind	W	S	22	17	77.3	182	8.3	2	0	40t	6	44	131.3	4	5	1.3	8	0	187	13, 40		
Dec 8	@ Oak	W	S	27	21	77.8	391	14.5	3	1	91t	0	0	140.4	4	19	4.8	10	0	410	91, 16, 17		
Dec 15	Hou	L	S	36	22	61.1	279	7.8	2	1	60	2	10	92.2	3	10	3.3	10	1	289	1r, 5		
Dec 22	NO	L	S	27	17	63.0	272	10.1	3	0	41t	5	24	133.6	1	8	8.0	8	0	280	41, 36, 7		
Dec 29	@ Hou	W	S	20	13	65.0	198	9.9	2	0	51t	0	0	130.8	5	20	4.0	19	0	218	51, 1		
Totals				9-7	12/10	286	201	70.3	2,742	9.6	22	6	91t	31	212	117.5	43	185	4.3	25	4	2,927	
Playoffs																							
Jan 4	@ NE	W	S	15	8	53.3	72	4.8	1	1	22	1	5	61.0	4	11	2.8	5	0	83	12		
Jan 11	@ Bal	W	S	14	7	50.0	88	6.3	2	0	45t	1	8	109.5	6	13	2.2	9	1	101	12, 45, 1r		
Jan 19	@ KC	L	S	31	21	67.7	209	6.7	2	0	37	3	27	108.1	3	11	3.7	6	0	220	1, 22		
Totals				2-1	3/3	60	36	60.0	369	6.2	5	1	45t	5	40	98.5	13	35	2.7	9	1	404	

# RYAN TANNEHILL'S GAME-BY-GAME CONT.

## 2020 Tennessee Titans

2020 Tennessee Titans				PASSING											RUSHING					COMBINED RUSH + PASS	
Date	Opp	W/L	P/S	Att	Cmp	Pct	Yds	Yds/Att	TD	Int	Lg	Sk	Lst	Rating	Att	Yds	Avg	Lg	TD	Yards	Touchdowns
Sept 14	@ Den	W	S	43	29	67.4	249	5.8	2	0	23	1	2	97.9	3	14	4.7	11	0	263	1, 1
Sept 20	Jax	W	S	24	18	75.0	239	10.0	4	0	63	1	8	145.7	4	12	3.0	8	0	251	13, 9, 4, 18
Sept 27	@ Min	W	S	37	23	62.2	321	8.7	0	1	61	1	11	78.8	4	9	2.3	10	0	330	
Oct 13	Buf	W	S	28	21	75.0	195	7.0	3	0	20	0	0	129.3	4	42	10.5	23	1	237	16, 10r, 4, 7
Oct 18	Hou	W	S	41	30	73.2	366	8.9	4	1	53	2	22	122.6	0	0	-	0	0	366	7, 6, 22, 7
Oct 25	Pit	L	S	30	18	60.0	220	7.3	2	0	73t	2	10	104.9	2	5	2.5	4	0	225	4, 7, 3
Nov 1	@ Cin	L	S	30	18	60.0	233	7.8	2	1	27	1	10	92.8	2	20	10.0	15	0	253	9, 12
Nov 8	Chi	W	S	21	10	47.6	158	7.5	2	0	40	3	22	104.9	3	3	1.0	5	0	161	40, 2
Nov 12	Ind	L	S	27	15	55.6	147	5.4	1	0	21	1	10	83.4	2	9	4.5	5	0	156	5
Nov 22	@ Bal	W	S	31	22	71.0	259	8.4	2	1	50	2	16	104.1	4	35	8.8	21	0	294	1, 14
Nov 29	@ Ind	W	S	22	13	59.1	221	10.0	1	0	69t	1	1	108.3	2	3	1.5	2	1	224	69, 1r
Dec 6	Cle	L	S	45	29	64.4	389	8.6	3	1	43	3	20	104.8	0	0	-	0	0	389	17, 22, 8
Dec 13	@ Jax	W	S	24	19	79.2	212	8.8	2	0	37t	1	7	131.3	0	0	-	0	0	212	37, 5
Dec 20	Det	W	S	27	21	77.8	273	10.1	3	0	75t	1	5	145.8	3	21	7.0	17t	2	294	75, 17r, 3r, 2, 3
Dec 27	@ GB	L	S	24	11	45.8	121	5.0	1	2	19	2	17	40.5	3	55	18.3	45t	1	176	12, 45r
Jan 3	@ Hou	W	S	27	18	66.7	216	8.0	1	0	52	2	12	103.3	7	38	5.4	11	2	254	4, 5r, 5r
Totals		11-5	16/16	481	315	65.5	3,819	7.9	33	7	75t	24	173	106.5	43	266	6.2	45t	7	4,085	
Playoffs																					
Jan 10	Bal	L	S	26	18	69.2	165	6.3	1	1	35	1	7	83.0	2	6	3.0	4	0	171	
Totals		0-1	1/1	26	18	69.2	165	6.3	1	1	35	1	7	83.0	2	6	3.0	4	0	171	

## 2021 Tennessee Titans

2021 Tennessee Titans				PASSING											RUSHING					COMBINED RUSH + PASS	
Date	Opp	W/L	P/S	Att	Cmp	Pct	Yds	Yds/Att	TD	Int	Lg	Sk	Lst	Rating	Att	Yds	Avg	Lg	TD	Yards	Touchdowns
Sept 12	Ari	L	S	35	21	60.0	212	6.1	1	1	39	6	56	74.9	2	17	8.5	16	1	229	1r, 13
Sept 19	@ Sea	W	S	40	27	67.5	347	8.7	0	0	51	3	27	94.5	4	27	6.8	19	0	374	
Sept 26	Ind	W	S	27	18	66.7	197	7.3	3	2	26	1	9	94.2	5	56	11.2	28	0	253	6, 18, 10
Oct 3	@ NYJ	L	S	49	30	61.2	298	6.1	1	0	27	7	45	85.2	3	9	3.0	7	0	307	2
Oct 10	@ Jax	W	S	22	14	63.6	197	9.0	1	0	26	3	13	107.6	3	21	7.0	8	0	218	14
Oct 18	Buf	W	S	29	18	62.1	216	7.4	0	1	48	0	0	70.5	2	3	1.5	4t	1	219	4r
Oct 24	KC	W	S	27	21	77.8	270	10.0	1	1	46	1	9	105.2	2	6	3.0	4	1	276	24, 2r
Oct 31	@ Ind	W	S	33	23	69.7	265	8.0	3	2	57t	3	18	98.7	2	26	13.0	13	0	291	6, 57, 5
Nov 7	@ LAR	W	S	27	19	70.4	143	5.3	1	1	16	3	18	79.7	2	3	1.5	2	1	146	2, 1r
Nov 14	NO	W	S	27	19	70.4	213	7.9	1	0	50	2	15	105.9	5	1	0.2	2	1	214	1r, 2
Nov 21	Hou	L	S	52	35	67.3	323	6.2	1	4	46	2	6	58.4	2	3	1.5	3	0	326	18
Nov 28	@ NE	L	S	21	11	52.4	93	4.4	1	1	24	2	8	60.2	5	24	4.8	11	0	117	1
Dec 12	Jax	W	S	31	20	64.5	191	6.2	0	0	24	4	30	81.5	4	29	7.3	17	1	220	5r
Dec 19	@ Pit	L	S	32	23	71.9	153	4.8	0	1	18	4	36	68.9	5	18	3.6	11	1	171	1r
Dec 23	SF	W	S	29	22	75.9	209	7.2	1	0	42	4	21	106.8	3	22	7.3	23	0	231	18
Jan 2	Mia	W	S	18	13	72.2	120	6.7	2	0	28	1	10	127.1	4	7	1.8	5	0	127	1, 15
Jan 9	@ Hou	W	S	32	23	71.9	287	9.0	4	0	36	1	6	138.9	2	-2	-1.0	-1	0	285	5, 14, 4, 3
Totals		12-5	17/17	531	357	67.2	3,734	7.0	21	14	57t	47	327	89.6	55	270	4.9	28	7	4,004	
Playoffs																					
Jan 22	Cin	L	S	24	15	62.5	220	9.2	1	3	41	1	7	66.7	3	12	4.0	8	0	232	33
Totals		0-1	1/1	24	15	62.5	220	9.2	1	3	41	1	7	66.7	3	12	4.0	8	0	232	33

## 2022 Tennessee Titans

2022 Tennessee Titans				PASSING											RUSHING					COMBINED		RUSH + PASS
Date	Opp	W/L	P/S	Att	Cmp	Pct	Yds	Yds/Att	TD	Int	Lg	Sk	Lst	Rating	Att	Yds	Avg	Lg	TD	Yards	Touchdowns	
Sept 11	NYG	L	S	33	20	60.6	266	8.1	2	0	31	1	0	106.4	2	7	3.5	9	0	273	7, 23	
Sept 19	@ Buf																					
Sept 25	LV																					
Oct 2	@ Ind																					
Oct 9	@ Was																					
Oct 23	Ind																					
Oct 30	@ Hou																					
Nov 6	@ KC																					
Nov 13	Den																					
Nov 17	@ GB																					
Nov 27	Cin																					
Dec 4	@ Phi																					
Dec 11	Jax																					
Dec 18	@ LAC																					
Dec 24	Hou																					
Dec 29	Dal																					
Jan 7/8	@ Jax																					
Totals		0-1	1/1	33	20	60.6	266	8.1	2	0	31	1	0	106.4	2	7	3.5	9	0	273		

## RYAN TANNEHILL'S NFL STATISTICS

### REGULAR SEASON

			PASSING											RUSHING				
Year	Team	GP/GS	Att	Cmp	Pct	Yds	Yd/Att	TD	INT	Lg	Sk	Yds	Rat	Att	Yds	Avg	Lg	TD
2012	MIA	16/16	484	282	58.3	3,294	6.8	12	13	80t	35	234	76.1	49	211	4.3	31	2
2013	MIA	16/16	588	355	60.4	3,913	6.7	24	17	67	58	399	81.7	40	238	6.0	48	1
2014	MIA	16/16	590	392	66.4	4,045	6.9	27	12	50	46	337	92.8	56	311	5.6	40	1
2015	MIA	16/16	586	363	61.9	4,208	7.2	24	12	54t	45	420	88.7	32	141	4.4	28	1
2016	MIA	13/13	389	261	67.1	2,995	7.7	19	12	74t	29	216	93.5	39	164	4.2	18	1
2017	MIA	0/0																
Injured Reserve																		
2018	MIA	11/11	274	176	64.2	1,979	7.2	17	9	75t	35	279	92.7	32	145	4.5	20	0
2019	TEN	12/10	286	201	70.3	2,742	9.6	22	6	91t	31	212	117.5	43	185	4.3	25	4
2020	TEN	16/16	481	315	65.5	3,819	7.9	33	7	75t	24	173	106.5	43	266	6.2	45t	7
2021	TEN	17/17	531	357	67.2	3,734	7.0	21	14	57t	47	327	89.6	55	270	4.9	28	7
2022	TEN	1/1	33	20	60.6	266	8.1	2	0	31	1	0	106.4	2	7	3.5	9	0
<b>NFL Totals</b>		<b>134/132</b>	<b>4,242</b>	<b>2,722</b>	<b>64.2</b>	<b>30,995</b>	<b>7.3</b>	<b>201</b>	<b>102</b>	<b>91t</b>	<b>351</b>	<b>2,597</b>	<b>91.8</b>	<b>391</b>	<b>1,938</b>	<b>5.0</b>	<b>48</b>	<b>24</b>

Regular Season Career record as starter: 72-60 (.545); Playoffs: 2-3 (.400)

### PLAYOFFS

			PASSING											RUSHING				
Year	Team	GP/GS	Att	Cmp	Pct	Yds	Yd/Att	TD	INT	Lg	Sk	Yds	Rat	Att	Yds	Avg	Lg	TD
2019	TEN	3/3	60	36	60.0	369	6.2	5	1	45t	5	40	98.5	13	35	2.7	9	1
2020	TEN	1/1	26	18	69.2	165	6.3	1	1	35	1	7	83.0	2	6	3.0	4	0
2021	TEN	1/1	24	15	62.5	220	9.2	1	3	41	1	7	66.7	3	12	4.0	8	0
<b>NFL Totals</b>		<b>5/5</b>	<b>110</b>	<b>69</b>	<b>62.7</b>	<b>754</b>	<b>6.9</b>	<b>7</b>	<b>5</b>	<b>45t</b>	<b>7</b>	<b>54</b>	<b>85.2</b>	<b>18</b>	<b>53</b>	<b>2.9</b>	<b>9</b>	<b>1</b>

### Single-Game Highs

Attempts - 58 at N.Y. Jets (11/29/15)  
 Completions - 35 (Twice, last vs. Houston 11/21/21)  
 Passing Yards - 431 at Arizona (9/30/12)  
 Touchdown Passes - 4 (Five times, last at Houston 1/9/22)  
 Long Completion - 91t at Oakland (12/8/19)  
 Completion Percentage - 79.3 vs. L.A. Chargers (10/20/19)  
 Passer Rating - 155.3 - vs. Oakland (9/23/18)  
 Rushes - 8 (Twice, last at N.Y. Jets 9/16/18)  
 Rushing Yards - 56 (Twice, last vs. Indianapolis 9/26/21)  
 Long Rush - 48 at Pittsburgh (12/8/13)  
 Rushing Touchdowns - 2 (Three times, last at Houston 1/3/21)

### Additional Statistics

Receptions - 1 for -4 yards (2014), 1 for 9 yards (2015), 1 for 0 yards (2020)  
 Misc. Tackles - 1 (2012), 2 (2013), 3 (2014), 4 (2015), 1 (2018), 2 (2019), 3 (2021)  
 Fumble Recoveries - 1 (2012), 3 (2013), 4 (2014), 5 (2015), 3 (2016), 1 (2019), 3 (2020), 1 (2021)  
 Two-Point Conversions - 1 rush (2019), 1 pass, 1 rush (2020)

### Playoff Single-Game Highs

Attempts - 31 at Kansas City (1/19/20)  
 Completions - 21 at Kansas City (1/19/20)  
 Passing Yards - 220 vs. Cincinnati (1/22/22)  
 Touchdown Passes - 2 (Twice, last at Kansas City 1/19/20)  
 Long Completion - 45t at Baltimore (1/11/20)  
 Rushes - 6 at Baltimore (1/11/20)  
 Rushing Yards - 13 at Baltimore (1/11/20)  
 Long Rush - 9 at Baltimore (1/11/20)  
 Rushing Touchdowns - 1 at Baltimore (1/11/20)

### Additional Career Playoff Statistics

Fumble Recoveries - 1 (2019)  
 Misc. Tackles - 1 (2021)






# 93 TEAIR TART

**DEFENSIVE TACKLE • 6'2" • 304 LBS**

**COLLEGE: FLORIDA INTERNATIONAL • ACQUIRED: FREE AGENT - 2020**

**NFL EXPERIENCE (NFL/TITANS): 3/3 • HOMETOWN: PHILADELPHIA, PA.**

**GAMES PLAYED/GAMES STARTED: 19/12 (PLAYOFFS: 0/0)**



**PRO:** The Titans signed Teair Tart (first name pronounced "tee-AIR") as a rookie free agent following the 2020 NFL Draft. In his first two NFL seasons, he participated in 18 games with 11 starts. Prior to entering the NFL, the 6-foot-2-inch, 304-pounder appeared in 23 games with 10 starts over two seasons at Florida International (2018-19), where he totaled 51 tackles, 19.0 tackles for loss, six sacks, one pass defended, five quarterback pressures and two forced fumbles.

## TITANS TIDBITS:

- Tart traveled an unlikely road to the NFL. He played two years of high school basketball in his hometown of Philadelphia, Pa., at Palmer Leadership Learning Partners Charter School—a school that did not have a football program. Prior to his junior year, West Philadelphia High School's defensive coordinator, Karl Patrick, saw Tart playing in a basketball tournament and eventually convinced him to transfer and begin playing football for the first time in his life. Two years later, Tart continued his football career at ASA College in New York but left six games into his first season after an older brother, Rasheed Spencer, was tragically killed in a motorcycle accident. Time passed, and Tart headed to Valley Forge (Pa.) Military Academy, followed by stops at East Mississippi Community College and Ellsworth (Iowa) Community College before finding a home for his final two collegiate campaigns at Florida International.
- Tart is the second youngest of 11 children in his family.

## CAREER TRANSACTIONS:

- The Philadelphia, Pa., native was signed by the Titans as a rookie free agent on May 7, 2020.
- Waived by the Titans on Sept. 5, 2020 and signed to the practice squad a day later.
- Signed by the Titans to their active roster from the practice squad on Nov. 7, 2020.

## SEASON RECAPS:

### 2022 (1/1):

- Against N.Y. Giants (9/11), started at nose tackle and posted two tackles with two quarterback pressures.

**2021 (11/10, 0/0):** Saw action in 11 games with 10 starts at nose tackle and registered 16 tackles, including three quarterback pressures and two stops for loss. Was inactive for six regular season games and the postseason contest.

- At Seattle (9/19), started at nose tackle and posted two tackles. Teamed with David Long Jr. to stonewall Chris Carson for a one-yard loss on a rush off right tackle in the third quarter.
- Against Indianapolis (9/26), started at nose tackle and tallied a tackle with a quarterback pressure.
- At N.Y. Jets (10/3), started at nose tackle and notched two tackles, including a stop for loss and a quarterback pressure. Stuffed Tevin Coleman for a one-yard loss on a rush off left tackle late in the second quarter.
- At Jacksonville (10/10), started at nose tackle. Shot through the line and disrupted Carlos Hyde resulting in a three-yard loss on a fourth-and-goal rush from the one-yard line in the fourth quarter.
- At L.A. Rams (11/7), started at nose tackle and tallied two tackles. Combined with Nick Dzubnar to stuff Sony Michel for no gain on a rush up the middle late in the fourth quarter.

- Against Houston (11/21), started at nose tackle and totaled three tackles, including a stop for loss and a quarterback pressure. Stonewalled David Johnson for a three-yard loss on a rush up the middle in the second stanza. Teamed with Jayon Brown to stuff Rex Burkhead for no gain on a rush up the middle in the third quarter.
- Against San Francisco (12/23), returned to the lineup as a starter at defensive end after missing three games.

**2020 (7/1, 0/0):** Played in seven games with one start at defensive end as a rookie and registered five tackles, two quarterback pressures, a stop for loss and a pass defended. Was suspended by the league for one contest. Missed two games, including the postseason contest while on the reserve/COVID-19 list. Spent the first seven weeks of the season on the team's practice squad. Tied for the team lead in passes defended once in 2020 (vs. IND). Made his NFL debut against Chicago (11/8/20). Made his first career NFL start on the defensive front at Green Bay (12/27/20).

- Against Chicago (11/8), saw action in his first NFL contest as a reserve at defensive tackle and tallied a quarterback pressure.
- Against Indianapolis (11/12), played as a reserve at defensive tackle and collected a pass defended. Tipped a pass intended for Nyheim Hines at the line of scrimmage in the second quarter.
- At Indianapolis (11/29), played as a reserve at defensive tackle and recorded a tackle and a quarterback pressure. Shot through the line and dropped Nyheim Hines for no gain on a rush off right tackle in the fourth quarter.
- Against Detroit (12/20), played as a reserve on the defensive front and produced a tackle for loss. Stuffed Matthew Stafford for a one-yard loss after a botched shotgun snap in the fourth quarter.
- At Green Bay (12/27), made his first career NFL start at defensive end and registered two tackles. Combined with Matt Dickerson to stop Aaron Jones for no gain on a rush off right guard in the third stanza.

## COLLEGE:

- Appeared in 23 games with 10 starts over two seasons at Florida International and totaled 51 tackles, 19.0 tackles for loss, six sacks, one pass defended, five quarterback pressures and two forced fumbles. Played at Ellsworth (Iowa) Community College in 2017 and ASA (N.Y.) College in 2016.
- As a senior (2019), appeared in 11 games and made eight starts. Tallied 32 tackles, a team-leading 12.0 tackles for loss, two sacks and one forced fumble.
- As a junior (2018), saw action in 12 games and made two starts. Posted 19 tackles, a team-high-tying seven tackles for loss, a team-leading four sacks, one pass defended and one forced fumble.
- As a sophomore (2017), appeared in two games for Ellsworth (Iowa) Community College and tallied five tackles, two tackles for loss and a sack.
- As a freshman (2016), saw action in six games for ASA (N.Y.) College and amassed 12 tackles, 7.5 tackles for loss and five sacks.
- Graduated from Florida International in December 2019 with a degree in liberal studies.

## PERSONAL:

- Attended West Philadelphia (Pa.) High School where he was a first team All-Public and second team Daily News All-City Selection in 2014.
- Played offensive and defensive line and helped guide his team to its first PIAA 3A title.

- Son of Louise and Gary Spencer.
- Follow Tart on Instagram @teair215 and on Twitter @speedboy\_te715.
- Born Teair Tart on Feb. 28, 1997 in Philadelphia, Pa.

## TEAIR TART'S GAME-BY-GAME

### 2020 Tennessee Titans

Date	Opp	W/L	P/S	Tot Solo Asst	Sk - Yds	QBP	TFL	Int- Yds -TD	PD	FF	FR- Yds	SpT
Sept 14	@ Den	W	PS									
Sept 20	Jax	W	PS									
Sept 27	@ Min	W	PS									
Oct 13	Buf	W	PS									
Oct 18	Hou	W	PS									
Oct 25	Pit	L	PS									
Nov 1	@ Cin	L	PS									
Nov 8	Chi	W	p	0 0 0	0.0 0.0	1	0 0	0 0 0 0 0 0	0	0	0	0
Nov 12	Ind	L	p	0 0 0	0.0 0.0	0	0 0	0 0 0 1 0 0	0	0	0	0
Nov 22	@ Bal	W	p	1 0 1	0.0 0.0	0	0 0	0 0 0 0 0 0	0	0	0	0
Nov 29	@ Ind	W	p	1 1 0	0.0 0.0	1	0 0	0 0 0 0 0 0	0	0	0	0
Dec 6	Cle	L	p	0 0 0	0.0 0.0	0	0 0	0 0 0 0 0 0	0	0	0	0
Dec 13	@ Jax	WSUS										
Dec 20	Det	W	p	1 1 0	0.0 0.0	0	1 0	0 0 0 0 0 0	0	0	0	0
Dec 27	@ GB	L	S	2 0 2	0.0 0.0	0	0 0	0 0 0 0 0 0	0	0	0	0
Jan 3	@ Hou	W	R/C									
<b>Totals</b>		<b>11-5</b>	<b>7/1</b>	<b>5 2 3</b>	<b>0.0 0.0</b>	<b>2</b>	<b>1 0</b>	<b>0 0 1 0 0 0</b>	<b>0</b>	<b>0</b>	<b>0 0</b>	<b>0</b>
<b>Playoffs</b>												
Jan 10	Bal	L	R/C									
<b>Totals</b>		<b>0-1</b>	<b>0/0</b>	<b>0 0 0</b>	<b>0.0 0.0</b>	<b>0</b>	<b>0 0</b>	<b>0 0 0 0 0 0</b>	<b>0</b>	<b>0</b>	<b>0 0</b>	<b>0</b>

### 2021 Tennessee Titans

Date	Opp	W/L	P/S	Tot Solo Asst	Sk - Yds	QBP	TFL	Int- Yds -TD	PD	FF	FR- Yds	SpT
Sept 12	Ari	L	S	2 1 1	0.0 0.0	0	0 0	0 0 0 0 0 0	0	0	0	0
Sept 19	@ Sea	W	S	2 0 2	0.0 0.0	0	0 0	0 0 0 0 0 0	0	0	0	0
Sept 26	Ind	W	S	1 0 1	0.0 0.0	1	0 0	0 0 0 0 0 0	0	0	0	0
Oct 3	@ NYJ	L	S	2 2 0	0.0 0.0	0	1 0	0 0 0 0 0 0	0	0	0	0
Oct 10	@ Jax	W	S	0 0 0	0.0 0.0	0	0 0	0 0 0 0 0 0	0	0	0	0
Oct 18	Buf	W	S	1 1 0	0.0 0.0	1	0 0	0 0 0 0 0 0	0	0	0	0
Oct 24	KC	W	S	2 2 0	0.0 0.0	0	0 0	0 0 0 0 0 0	0	0	0	0
Oct 31	@ Ind	W	IA									
Nov 7	@ LAR	W	S	2 1 1	0.0 0.0	0	0 0	0 0 0 0 0 0	0	0	0	0

Nov 14	NO	W	IA									
Nov 21	Hou	L	S	3 3 0	0.0 0.0	1	1 0	0 0 0 0 0 0	0	0	0	0
Nov 28	@ NE	L	IA									
Dec 12	Jax	W	IA									
Dec 19	@ Pit	L	IA									
Dec 23	SF	W	S	0 0 0	0.0 0.0	0	0 0	0 0 0 0 0 0	0	0	0	0
Jan 2	Mia	W	p	1 0 1	0.0 0.0	0	0 0	0 0 0 0 0 0	0	0	0	0
Jan 9	@ Hou	W	IA									
<b>Totals</b>		<b>12-5</b>	<b>11/10</b>	<b>16 10 6</b>	<b>0.0 0.0</b>	<b>3</b>	<b>2 0</b>	<b>0 0 0 0 0 0</b>	<b>0</b>	<b>0</b>	<b>0 0</b>	<b>0</b>
<b>Playoffs</b>												
Jan 22	Cin	L	IA									
<b>Totals</b>		<b>0-1</b>	<b>0/0</b>	<b>0 0 0</b>	<b>0.0 0.0</b>	<b>0</b>	<b>0 0</b>	<b>0 0 0 0 0 0</b>	<b>0</b>	<b>0</b>	<b>0 0</b>	<b>0</b>

### 2022 Tennessee Titans

Date	Opp	W/L	P/S	Tot Solo Asst	Sk - Yds	QBP	TFL	Int- Yds -TD	PD	FF	FR- Yds	SpT
Sept 11	NYG	L	S	2 1 1	0.0 0.0	2	0 0	0 0 0 0 0 0	0	0	0	0
Sept 19	@ Buf											
Sept 25	LV											
Oct 2	@ Ind											
Oct 9	@ Was											
Oct 23	Ind											
Oct 30	@ Hou											
Nov 6	@ KC											
Nov 13	Den											
Nov 17	@ GB											
Nov 27	Cin											
Dec 4	@ Phi											
Dec 11	Jax											
Dec 18	@ LAC											
Dec 24	Hou											
Dec 29	Dal											
Jan 7/8	@ Jax											
<b>Totals</b>		<b>0-1</b>	<b>1/1</b>	<b>2 1 1</b>	<b>0.0 0.0</b>	<b>2</b>	<b>0 0</b>	<b>0 0 0 0 0 0</b>	<b>0</b>	<b>0</b>	<b>0 0</b>	<b>0</b>

## TEAIR TART'S NFL STATISTICS

### REGULAR SEASON

Year	Team	TACKLES									INTERCEPTIONS									FUMBLES			
		GP	GS	Tot	Solo	Asst	Sk	Yds	QBP	TFL	No	Yds	Lg	TD	PD	FF	FR	Yds	SpT				
2020	Tennessee	7	1	5	2	3	0.0	0.0	2	1	0	0	0	0	1	0	0	0	0				
2021	Tennessee	11	10	16	10	6	0.0	0.0	3	2	0	0	0	0	0	0	0	0	0				
2022	Tennessee	1	1	2	1	1	0.0	0.0	2	0	0	0	0	0	0	0	0	0	0				
NFL Totals		19	12	23	13	10	0.0	0.0	7	3	0	0	0	0	1	0	0	0	0				

### PLAYOFFS

Year	Team	GP		GS		TACKLES					INTERCEPTIONS					FUMBLES			
				Tot	Solo	Asst	Sk	Yds	QBP	TFL	No	Yds	Lg	TD	PD	FF	FR	Yds	SpT
2020	Tennessee	0	0	0	0	0	0.0	0.0	0	0	0	0	0	0	0	0	0	0	0
2021	Tennessee	0	0	0	0	0	0.0	0.0	0	0	0	0	0	0	0	0	0	0	0
NFL Totals		0	0	0	0	0	0.0	0.0	0	0	0	0	0	0	0	0	0	0	0

### Single-Game Highs

Tackles - 3 vs. Houston (11/21/21)  
Tackles For Loss - 1 (Three times, last vs. Houston 11/21/21)  
Quarterback Pressures - **2 vs. N.Y. Giants (9/11/22)**  
Passes Defensed - 1 vs. Indianapolis (11/12/20)



# 59 DERREK TUSZKA

**OUTSIDE LINEBACKER • 6'5" • 246 LBS • COLLEGE: NORTH DAKOTA STATE**  
**ACQUIRED: WAIVERS (PIT) - 2022 • NFL EXPERIENCE (NFL/TITANS): 3/1**  
**HOMETOWN: WARNER, S.D.**  
**GAMES PLAYED/GAMES STARTED: 48/1 (PLAYOFFS: 2/0)**



**PRO:** Derrek Tuszka was claimed off waivers by the Titans prior to the start of the 2022 regular season to add experience in the linebacker corps and special teams units. The 6-foot-5-inch, 246-pounder arrives in Tennessee after spending his rookie season with the Denver Broncos and his second campaign with the Pittsburgh Steelers. Tuszka was originally a seventh-round draft pick of the Broncos in the 2020 NFL Draft.

#### TITANS TIDBITS:

- Tuszka owns and operates his own airplane and plans to fly in Alaska after his football career.
- His older brother, Jarrod Tuszka, played defensive end at North Dakota State from 2013-17.

#### CAREER TRANSACTIONS:

- The Warner, S.D., native was originally selected by the Denver Broncos in the seventh round (254th overall) of the 2020 NFL Draft.
- Waived by the Broncos on Sept. 5, 2020 and signed to the team's practice squad a day later.
- Signed by the Broncos to the active roster from the team's practice squad on Sept. 30, 2020.
- Waived by the Broncos on Aug. 31, 2021.
- Signed by the Pittsburgh Steelers to their practice squad on Sept. 2, 2021.
- Signed by the Steelers to the active roster from the team's practice squad on Sept. 28, 2021.
- Waived by the Steelers on Sept. 1, 2022.
- Claimed off waivers by the Titans on Sept. 2, 2022.

#### SEASON RECAPS:

##### 2022 (0/0 - Tennessee):

- Against N.Y. Giants (9/11), was inactive.

**2021 (15/0, 1/0 - Pittsburgh):** Saw action as a reserve in 15 regular season games and registered 16 tackles, two sacks, two quarterback hits, a tackle for loss, a forced fumble and two special teams stops. Spent the first two weeks of the season on the Steelers' practice squad. Played as a reserve in the playoff contest and posted a tackle for loss and a special teams stop.

- Against Cincinnati (9/26), made his Steelers debut and recorded his first defensive tackle.
- Against Tennessee (12/19), registered a career-best three tackles, a sack and a forced fumble. Strip-sacked Ryan Tannehill late in the fourth quarter.
- Against Cleveland (1/3), recorded two tackles, a sack, a quarterback hit and a tackle for loss.

**2020 (9/0 - Denver):** Played in nine games as a rookie and notched two tackles, a stop for loss and four special teams tackles.

- Against Tennessee (9/14), made his NFL debut and collected a special teams tackle.
- At New England (10/18), posted a tackle and a stop for loss.

#### COLLEGE:

- Was a three-year starter at defensive end at North Dakota State (2015-19) while playing in 53 games with 34 starts. Helped the Bison win five conference championships and four FCS national championships as NDSU went 70-5 in his career including his redshirt season in 2015.
- Finished fifth in North Dakota State history with 29.5 career sacks and departed NDSU ranked tied for sixth with 42.0 career tackles for loss.
- Played in 14 NCAA playoff games totaling 35 tackles with 12 tackles for

loss and 10.5 sacks.

- As a senior (2019), was a first team All-American, Missouri Valley Football Conference Defensive Player of the Year and finalist for the Buck Buchanan Award.

- Graduated from North Dakota State in 2019 with a bachelor's degree in crop and weed sciences.

#### PERSONAL:

- Attended Warner (S.D.) High School and was a four-year starter who played linebacker, safety, running back, wide receiver, tight end, long snapper, punter and kicker during his career.
- Finished his high school career with 342 tackles, 45 tackles for loss, 12 sacks, six forced fumbles. Also rushed 138 times for 1,460 yards, caught 14 passes for 247 yards and scored 23 touchdowns.
- Was also a five-year starter in basketball and five-year state track and field qualifier competing in the 100 meters, 200 meters, 4x200 relay and shot put.
- Son of Mark and Stacy Tuszka.
- His last name is pronounced TUSK-uh.
- Follow Tuszka on Instagram at @derrektuszka.
- Born Derrek Tuszka on July 11, 1996 in Warner, S.D.

## DERREK TUSZKA'S GAME-BY-GAME

### 2020 Denver Broncos

Date	Opp	W/L	P/S	Tot	Solo	Asst	Sk	- Yds	QBP	TFL	Int	- Yds	-TD	PD	FF	FR	- Yds	SpT
Sept 14	Ten	L	p	0	0	0	0.0	0.0	0	0	0	0	0	0	0	0	0	1
Sept 20	@ Pit	L	p	0	0	0	0.0	0.0	0	0	0	0	0	0	0	0	0	1
Sept 27	TB	L	PS															
Oct 1	@ NYJ	W	p	0	0	0	0.0	0.0	0	0	0	0	0	0	0	0	0	0
Oct 18	@ NE	W	p	1	1	0	0.0	0.0	0	1	0	0	0	0	0	0	0	0
Oct 25	KC	L	p	0	0	0	0.0	0.0	0	0	0	0	0	0	0	0	0	0
Nov 1	LAC	W	IR															
Nov 8	@ Atl	L	IR															
Nov 15	@ LV	L	IR															
Nov 22	Mia	W	IR															
Nov 29	NO	L	IR															
Dec 6	@ KC	L	IR															
Dec 13	@ Car	W	p	0	0	0	0.0	0.0	0	0	0	0	0	0	0	0	0	1
Dec 19	Buf	L	p	0	0	0	0.0	0.0	0	0	0	0	0	0	0	0	0	1
Dec 27	@ LAC	L	p	0	0	0	0.0	0.0	0	0	0	0	0	0	0	0	0	0
Jan 3	LV	L	p	1	0	1	0.0	0.0	0	0	0	0	0	0	0	0	0	0
<b>Totals</b>			<b>5-11</b>	<b>9/0</b>	<b>2</b>	<b>1</b>	<b>1</b>	<b>0.0</b>	<b>0.0</b>	<b>0</b>	<b>1</b>	<b>0</b>	<b>0</b>	<b>0</b>	<b>0</b>	<b>0</b>	<b>0</b>	<b>4</b>

### 2021 Pittsburgh Steelers

Date	Opp	W/L	P/S	Tot	Solo	Asst	Sk	- Yds	QBP	TFL	Int	- Yds	-TD	PD	FF	FR	- Yds	SpT
Sept 12	@ Buf	W	PS															
Sept 19	LV	L	PS															
Sept 26	Cin	L	p	2	1	1	0.0	0.0	0	0	0	0	0	0	0	0	0	0
Oct 3	@ GB	L	p	0	0	0	0.0	0.0	0	0	0	0	0	0	0	0	0	0
Oct 10	Den	W	p	0	0	0	0.0	0.0	0	0	0	0	0	0	0	0	0	1
Oct 17	Sea	W	p	0	0	0	0.0	0.0	0	0	0	0	0	0	0	0	0	0
Oct 31	@ Cle	W	p	1	1	0	0.0	0.0	0	0	0	0	0	0	0	0	0	0
Nov 8	Chi	W	p	0	0	0	0.0	0.0	0	0	0	0	0	0	0	0	0	0
Nov 14	Det	T	p	0	0	0	0.0	0.0	0	0	0	0	0	0	0	0	0	0
Nov 21	@ LAC	L	p	1	1	0	0.0	0.0	0	0	0	0	0	0	0	0	0	0
Nov 28	@ Cin	L	p	2	0	2	0.0	0.0	1	0	0	0	0	0	0	0	0	0
Dec 5	Bal	W	P	2	1	1	0.0	0.0	0	0	0	0	0	0	0	0	0	0
Dec 9	@ Min	L	p	2	0	2	0.0	0.0	0	0	0	0	0	0	0	0	0	0

Dec 19	Ten	W	p	3	1	2	1.0	8.0	0	0	0	0	0	0	0	0	1	0	0	0
Dec 26	@ KC	L	p	1	0	1	0.0	0.0	0	0	0	0	0	0	0	0	0	0	0	1
Jan 3	Cle	W	p	2	2	0	1.0	5.0	1	1	0	0	0	0	0	0	0	0	0	0
Jan 9	@ Bal	W	p	0	0	0	0.0	0.0	0	0	0	0	0	0	0	0	0	0	0	0
<b>Totals</b>				<b>9-7-1</b>	<b>15/0</b>	<b>16</b>	<b>7</b>	<b>9</b>	<b>2.0</b>	<b>13.0</b>	<b>2</b>	<b>1</b>	<b>0</b>	<b>0</b>	<b>0</b>	<b>0</b>	<b>1</b>	<b>0</b>	<b>0</b>	<b>2</b>

### Playoffs

Jan 16	@ KC	L	p	1	1	0	0.0	0.0	0	1	0	0	0	0	0	0	0	1
Totals		0-1	1/0	1	1	0	0.0	0.0	0	1	0	0	0	0	0	0	0	1

### 2022 Tennessee Titans

Date	Opp	W/L	P/S	Tot	Solo	Asst	Sk	- Yds	QBP	TFL	Int	- Yds	-TD	PD	FF	FR	- Yds	SpT
Sept 11	NYG	L	IA															
Sept 19	@ Buf																	
Sept 25	LV																	
Oct 2	@ Ind																	
Oct 9	@ Was																	
Oct 23	Ind																	
Oct 30	@ Hou																	
Nov 6	@ KC																	
Nov 13	Den																	
Nov 17	@ GB																	
Nov 27	Cin																	
Dec 4	@ Phi																	
Dec 11	Jax																	
Dec 18	@ LAC																	
Dec 24	Hou																	
Dec 29	Dal																	
Jan 7/8	@ Jax																	
Totals		0-1	0/0	0	0	0	0.0	0.0	0	0	0	0	0	0	0	0	0	0

## DERREK TUSZKA'S NFL STATISTICS

### REGULAR SEASON

Year	Team	GP	GS	TACKLES							INTERCEPTIONS					FUMBLES			
				Tot	Solo	Asst	Sk	Yds	QBP	TFL	No	Yds	Lg	TD	PD	FF	FR	Yds	SpT
2020	Denver	9	0	2	1	1	0.0	0.0	0	1	0	0	0	0	0	0	0	0	4
2021	Pittsburgh	15	0	16	7	9	2.0	13.0	2	1	0	0	0	0	0	1	0	0	2
2022	Tennessee	0	0	0	0	0	0.0	0.0	0	0	0	0	0	0	0	0	0	0	0
<b>NFL Totals</b>		<b>24</b>	<b>0</b>	<b>18</b>	<b>8</b>	<b>10</b>	<b>2.0</b>	<b>13.0</b>	<b>2</b>	<b>2</b>	<b>0</b>	<b>0</b>	<b>0</b>	<b>0</b>	<b>0</b>	<b>1</b>	<b>0</b>	<b>0</b>	<b>6</b>

### PLAYOFFS

Year	Team	GP	GS	TACKLES							INTERCEPTIONS					FUMBLES			
				Tot	Solo	Asst	Sk	Yds	QBP	TFL	No	Yds	Lg	TD	PD	FF	FR	Yds	SpT
2021	Pittsburgh	1	0	1	1	0	0.0	0.0	0	1	0	0	0	0	0	0	0	0	1
<b>NFL Totals</b>		<b>1</b>	<b>0</b>	<b>1</b>	<b>1</b>	<b>0</b>	<b>0.0</b>	<b>0.0</b>	<b>0</b>	<b>1</b>	<b>0</b>	<b>0</b>	<b>0</b>	<b>0</b>	<b>0</b>	<b>0</b>	<b>0</b>	<b>0</b>	<b>1</b>

### Single-Game Highs

Tackles - 3 vs. Tennessee (12/19/21)  
 Sacks - 1 (Twice, last vs. Cleveland 1/3/22)  
 Tackles For Loss - 1 (Twice, last vs. Cleveland 1/3/22)  
 Forced Fumble - 1 vs. Tennessee (12/19/21)  
 Special Teams Tackles - 1 (Six times, last at Kansas City (12/26/21))

### Playoff Single-Game Highs


Tackles - 1 at Kansas City (1/16/22)  
 Tackles For Loss - 1 at Kansas City (1/16/22)  
 Special Teams Tackles - 1 at Kansas City (1/16/22)





# 95 DeMARCUS WALKER

**DEFENSIVE LINEMAN • 6'4" • 280 LBS • COLLEGE: FLORIDA STATE**  
**ACQUIRED: FREE AGENT - 2022 • NFL EXPERIENCE (NFL/TITANS): 6/1**  
**HOMETOWN: JACKSONVILLE, FLA.**  
**GAMES PLAYED/GAMES STARTED: 50/8 (PLAYOFFS: 0/0)**



**PRO:** The Titans signed free agent DeMarcus Walker during the 2022 offseason to add depth and experience to the defensive line rotation. The 6-foot-4-inch, 280-pounder arrived in Tennessee with 49 games of experience with the Denver Broncos (2017-20) and Houston Texans (2021). Walker's career totals include 52 tackles, 12.5 sacks, 23 quarterback hits and two forced fumbles. The Jacksonville, Fla., native was originally drafted by the Broncos in the second round (51st overall) of the 2017 NFL Draft. Walker was named a consensus All-American and the ACC Defensive Player of the Year as a senior at Florida State (2016).

## CAREER HIGHLIGHTS:

- In 2021, Walker tallied a career-high 31 tackles and seven quarterback hits in his lone season for the Texans. He also notched one forced fumble for the second consecutive season.
- In 2020, Walker logged a career-best 4.5 sacks in 13 games played with four starts for the Broncos.

## TITANS TIDBITS:

- Walker has been open about his struggles with stuttering his speech. During his time in Denver, he used My Cause My Cleats to raise awareness for the Stutter Program at Colorado Children's Hospital.
- Walker has returned to his former schools, Sandalwood High School and Rufus E. Payne Elementary School, in Jacksonville, Fla., to speak to students about his experiences growing up in the area.

## CAREER TRANSACTIONS:

- The Jacksonville, Fla., native was originally drafted by the Denver Broncos in the second round (51st overall) of the 2017 NFL Draft.
- Signed by the Houston Texans as a free agent on April 16, 2021.
- Signed by the Titans as an unrestricted free agent on May 16, 2022.

## SEASON RECAPS:

### 2022 (1/1 - Tennessee):

- Against N.Y. Giants (9/11), made his Titans debut as a starter at defensive end and posted a tackle.

**2021 (13/2 - Houston):** Saw action in 13 games with two starts and registered a career-high 31 tackles, two sacks, seven quarterback hits, four tackles for loss, one pass defended and one forced fumble. Was inactive for one game and missed three contests while on the reserve lists.

- At Arizona (10/24), tallied four tackles, one 14-yard sack, one quarterback hit and two tackles for loss.
- Against Los Angeles Chargers, started at defensive end and amassed two tackles and one forced fumble.

**2020 (13/4 - Denver):** Appeared in 13 games and made four starts. Posted 18 tackles, a career-best 4.5 sacks, five quarterback hits, three tackles for loss and one forced fumble. Dressed but did not play in three contests.

- At Atlanta (11/8), started at defensive end and tallied two tackles, one sack, one quarterback hit and one tackle for loss.
- Against Miami (11/22), started at defensive end and posted two tackles, one half sack and one quarterback hit.
- Against New Orleans (11/29), started at defensive end and registered two sacks, marking the second multi-sack game of his career. Added three tackles, one quarterback hit, one tackle for loss and one forced fumble.
- At Carolina (12/13), recorded one tackle, one eight-yard sack, one quarterback hit and one tackle for loss.

**2019 (10/1 - Denver):** Played in 10 games and made one start. Notched

22 tackles, four sacks, five quarterback hits, a career-high five tackles for loss and one pass defended. Was inactive for six contests.

- Against Jacksonville (9/29), logged his first career start at defensive end and amassed four tackles, one sack, one quarterback hit and one tackle for loss.
- At Tennessee (10/13), recorded his first career multi-sack game with two sacks for 18 yards. Added four tackles, two quarterback hits and two tackles for loss.
- Against Kansas City (10/17), posted a single-game career-best five tackles, one sack, one quarterback hit and one tackle for loss. It was the first time he tallied sacks in consecutive contests.

**2018 (3/0 - Denver):** Saw action in three games and logged four tackles, one sack, one quarterback hit, one tackle for loss and one fumble recovery. Was inactive for 13 contests.

- At Arizona (10/18), notched one tackle and one fumble recovery that set up a touchdown.
- Against Houston (11/4), registered three tackles, one sack, one quarterback hit and one tackle for loss.

**2017 (10/0 - Denver):** Appeared in 10 games and posted seven tackles, one sack and five quarterback hits. Was inactive for six contests.

- Against Kansas City (12/31), registered a season-high three tackles, his first career sack for seven yards, two quarterback hits and one tackle for loss.

## COLLEGE:

- Played in 52 games with 40 starts over four seasons at Florida State (2013-16) and totaled 182 tackles, 28.5 sacks, 45 tackles for loss, seven passes defended, one interception, eight forced fumbles, two fumble recoveries and two blocked kicks.
- As a senior (2016), started all 13 games and recorded career-best marks with 68 tackles, 16 sacks, 21.5 tackles for loss and two fumble recoveries. Added two passes defended, three forced fumbles and one blocked extra point attempt. His 16 sacks were the second-highest in the nation and third-most in a single season in program history. Was a consensus All-American, named the ACC Defensive Player of the Year, and earned first-team All-ACC honors. Was a finalist for the Hendrick's Award, and a semifinalist for the Lombardi Award.
- As a junior (2015), started all 13 games and notched 58 tackles, 10.5 sacks, 15.5 tackles for loss, a career-best five passes defended, one interception, a career-high four forced fumbles and blocked one field goal. Earned second-team All-ACC honors from the media and third-team All-ACC accolades from the league's coaches. Named a permanent team captain and co-defensive MVP.
- As a sophomore (2014), appeared in 14 games with 11 starts and posted 38 tackles, one sack, six tackles for loss and one forced fumble.
- As a freshman (2013), saw action in 12 games with three starts and amassed 18 tackles, one sack and two tackles for loss.
- Majored in social science at Florida State.

## PERSONAL:

- Attended Sandalwood (Fla.) High School where he was a consensus four-star recruit.
- Earned second-team all-state honors by Associated Press as a senior in 2012.
- Named first team all-state by Associated Press and first team all-area by the Florida Times-Union as a junior in 2011 after registering 14 sacks and 24 tackles for loss.

- Son of Cynthia Anthony.
- Follow Walker on Instagram and Twitter @livinglegend\_44.
- Born DeMarcus Walker on Sept. 30, 1994 in Jacksonville, Fla.

## DeMARCUS WALKER'S GAME-BY-GAME

### 2017 Denver Broncos

Date	Opp	W/L	P/S	Tot Solo Asst	Sk - Yds	QBP	TFL	Int - Yds -TD	PD	FF	FR - Yds	SpT
Sept 11	LAC	W	p	0 0 0	0.0 0.0	0	0	0 0 0 0 0 0 0 0	0	0	0	0
Sept 17	Dal	W	p	0 0 0	0.0 0.0	0	0	0 0 0 0 0 0 0 0	0	0	0	0
Sept 24	@ Buf	L	p	0 0 0	0.0 0.0	1	0	0 0 0 0 0 0 0 0	0	0	0	0
Oct 1	Oak	W	p	0 0 0	0.0 0.0	0	0	0 0 0 0 0 0 0 0	0	0	0	0
Oct 15	NYG	L	p	1 1 0	0.0 0.0	0	0	0 0 0 0 0 0 0 0	0	0	0	0
Oct 22	@ LAC	L	p	1 1 0	0.0 0.0	0	0	0 0 0 0 0 0 0 0	0	0	0	0
Oct 30	@ KC	L	IA									
Nov 5	@ Phi	L	IA									
Nov 12	NE	L	IA									
Nov 19	Cin	L	IA									
Nov 26	@ Oak	L	IA									
Dec 3	@ Mia	L	p	1 1 0	0.0 0.0	0	0	0 0 0 0 0 0 0 0	0	0	0	0
Dec 10	NYJ	W	p	1 1 0	0.0 0.0	1	0	0 0 0 0 0 0 0 0	0	0	0	0
Dec 14	@ Ind	W	IA									
Dec 24	@ Was	L	p	0 0 0	0.0 0.0	1	0	0 0 0 0 0 0 0 0	0	0	0	0
Dec 31	KC	L	p	3 3 0	1.0 7.0	2	1	0 0 0 0 0 0 0 0	0	0	0	0
Totals	5-11	10/0		7 7 0	1.0 7.0	5	1	0 0 0 0 0 0 0 0	0	0	0	0

### 2018 Denver Broncos

Date	Opp	W/L	P/S	Tot Solo Asst	Sk - Yds	QBP	TFL	Int - Yds -TD	PD	FF	FR - Yds	SpT
Sept 9	Sea	W	IA									
Sept 16	Oak	W	IA									
Sept 23	@ Bal	L	IA									
Oct 1	KC	L	IA									
Oct 7	@ NYJ	L	IA									
Oct 14	LAR	L	IA									
Oct 18	@ Ari	W	p	1 0 1	0.0 0.0	0	0	0 0 0 0 0 0 0 0	1	0	0	0
Oct 28	@ KC	L	p	0 0 0	0.0 0.0	0	0	0 0 0 0 0 0 0 0	0	0	0	0
Nov 4	Hou	L	p	3 2 1	1.0 6.0	1	1	0 0 0 0 0 0 0 0	0	0	0	0
Nov 18	@ LAC	W	IA									
Nov 25	Pit	W	IA									
Dec 2	@ Cin	W	IA									
Dec 9	@ SF	L	IA									
Dec 15	Cle	L	IA									
Dec 24	@ Oak	L	IA									
Dec 30	LAC	L	IA									
Totals	6-10	3/0		4 2 2	1.0 6.0	1	1	0 0 0 0 0 0 0 0	1	0	0	0

### 2019 Denver Broncos

Date	Opp	W/L	P/S	Tot Solo Asst	Sk - Yds	QBP	TFL	Int - Yds -TD	PD	FF	FR - Yds	SpT
Sept 9	@ Oak	L	p	1 0 1	0.0 0.0	0	0	0 0 0 0 0 0 0 0	0	0	0	0
Sept 15	Chi	L	p	1 0 1	0.0 0.0	0	0	0 0 0 0 1 0 0 0	0	0	0	0
Sept 22	@ GB	L	p	0 0 0	0.0 0.0	0	0	0 0 0 0 0 0 0 0	0	0	0	0
Sept 29	Jax	L	S	4 3 1	1.0 4.0	1	1	0 0 0 0 0 0 0 0	0	0	0	0
Oct 6	@ LAC	W	p	2 2 0	0.0 0.0	0	1	0 0 0 0 0 0 0 0	0	0	0	0
Oct 13	Ten	W	p	4 3 1	2.0 18.0	2	2	0 0 0 0 0 0 0 0	0	0	0	0
Oct 17	KC	L	p	5 3 2	1.0 2.0	1	1	0 0 0 0 0 0 0 0	0	0	0	0
Oct 27	@ Ind	L	p	1 1 0	0.0 0.0	0	0	0 0 0 0 0 0 0 0	0	0	0	0
Nov 3	Cle	W	IA									
Nov 17	@ Min	L	IA									
Nov 24	@ Buf	L	IA									
Dec 1	LAC	W	IA									
Dec 8	@ Hou	W	p	1 1 0	0.0 0.0	1	0	0 0 0 0 0 0 0 0	0	0	0	0
Dec 15	@ KC	L	IA									
Dec 22	Det	W	IA									
Dec 29	Oak	W	p	3 0 3	0.0 0.0	0	0	0 0 0 0 0 0 0 0	0	0	0	0
Totals	7-9	10/1		22 13 9	4.0 24.0	5	5	0 0 0 0 1 0 0 0	0	0	0	0

### 2020 Denver Broncos

Date	Opp	W/L	P/S	Tot Solo Asst	Sk - Yds	QBP	TFL	Int - Yds -TD	PD	FF	FR - Yds	SpT
Sept 14	Ten	L	p	0 0 0	0.0 0.0	0	0	0 0 0 0 0 0 0 0	0	0	0	0
Sept 20	@ Pit	L	p	0 0 0	0.0 0.0	0	0	0 0 0 0 0 0 0 0	0	0	0	0
Sept 27	TB	L	DNP									
Oct 1	@ NYJ	W	DNP									
Oct 18	@ NE	W	DNP									
Oct 25	KC	L	p	2 1 1	0.0 0.0	0	0	0 0 0 0 0 0 0 0	0	0	0	0
Nov 1	LAC	W	p	2 2 0	0.0 0.0	0	0	0 0 0 0 0 0 0 0	0	0	0	0
Nov 8	@ Atl	L	S	2 2 0	1.0 6.0	1	1	0 0 0 0 0 0 0 0	0	0	0	0
Nov 15	@ Oak	L	p	1 0 1	0.0 0.0	0	0	0 0 0 0 0 0 0 0	0	0	0	0
Nov 22	Mia	W	S	2 0 2	0.5 4.5	1	0	0 0 0 0 0 0 0 0	0	0	0	0
Nov 29	NO	L	S	3 2 1	2.0 10.0	1	1	0 0 0 0 0 1 0 0	0	0	0	0
Dec 6	@ KC	L	p	2 0 2	0.0 0.0	0	0	0 0 0 0 0 0 0 0	0	0	0	0
Dec 13	@ Car	W	p	1 1 0	1.0 8.0	1	1	0 0 0 0 0 0 0 0	0	0	0	0
Dec 19	Buf	L	p	1 1 0	0.0 0.0	0	0	0 0 0 0 0 0 0 0	0	0	0	0
Dec 27	@ LAC	L	p	1 0 1	0 0	0	0	0 0 0 0 0 0 0 0	0	0	0	0
Jan 3	Oak	L	S	1 0 1	0.0 0.0	1	0	0 0 0 0 0 0 0 0	0	0	0	0
Totals	5-11	13/4		18 9 9	4.5 28.5	5	3	0 0 0 0 0 0 1 0	0	0	0	0

### 2021 Houston Texans

Date	Opp	W/L	P/S	Tot Solo Asst	Sk - Yds	QBP	TFL	Int - Yds -TD	PD	FF	FR - Yds	SpT
Sept 12	Jax	W	p	1 0 1	0.0 0.0	1	0	0 0 0 0 0 0 0 0	0	0	0	0
Sept 19	@ Cle	L	IA									
Sept 23	Car	L	p	2 1 1	0.0 0.0	1	0	0 0 0 0 0 0 0 0	0	0	0	0
Oct 3	@ Buf	L	p	4 4 0	0.0 0.0	0	0	0 0 0 0 0 0 0 0	0	0	0	0
Oct 10	NE	L	p	2 2 0	0.0 0.0	0	0	0 0 0 0 0 0 0 0	0	0	0	0
Oct 17	@ Ind	L	p	3 1 2	0.0 0.0	1	1	0 0 0 0 0 0 0 0	0	0	0	0
Oct 24	@ Ari	L	p	4 4 0	1.0 14.0	1	2	0 0 0 0 0 0 0 0	0	0	0	0
Oct 31	LAR	L	p	3 1 2	0.0 0.0	1	0	0 0 0 0 0 0 0 0	0	0	0	0
Nov 7	@ Mia	L	p	1 0 1	0.0 0.0	0	0	0 0 0 0 0 0 0 0	0	0	0	0
Nov 21	@ Ten	W	S	1 0 1	0.0 0.0	1	0	0 0 0 0 0 0 0 0	0	0	0	0
Nov 28	NYJ	L	p	2 1 1	1.0 3.0	0	1	0 0 0 0 0 0 0 0	0	0	0	0
Dec 5	Ind	L	IR									
Dec 12	Sea	L	IR									
Dec 19	@ Jax	W	R/C									
Dec 26	LAC	W	S	2 1 1	0.0 0.0	0	0	0 0 0 0 0 0 0 0	1	0	0	0
Jan 2	@ SF	L	p	2 2 0	0.0 0.0	0	0	0 0 0 0 0 0 0 0	0	0	0	0
Jan 9	Ten	L	p	4 4 0	0.0 0.0	1	0	0 0 0 0 1 0 0 0	0	0	0	0
Totals	4-13	13/2		31 21 10	2.0 17.0	7	4	0 0 0 0 1 1 0 0	0	0	0	0

### 2022 Tennessee Titans

Date	Opp	W/L	P/S	Tot Solo Asst	Sk - Yds	QBP	TFL	Int - Yds -TD	PD	FF	FR - Yds	SpT
Sept 11	NYG	L	S	1 1 0	0.0 0.0	0	0	0 0 0 0 0 0 0 0	0	0	0	0
Sept 19	@ Buf											
Sept 25	LV											
Oct 2	@ Ind											
Oct 9	@ Was											
Oct 23	Ind											
Oct 30	@ Hou											
Nov 6	@ KC											
Nov 13	Den											
Nov 17	@ GB											
Nov 27	Cin											
Dec 4	@ Phi											
Dec 11	Jax											
Dec 18	@ LAC											
Dec 24	Hou											
Dec 29	Dal											
Jan 7/8	@ Jax											
Totals	0-1	1/1		1 1 0	0.0 0.0	0	0	0 0 0 0 0 0 0 0	0	0	0	0

## DeMARCUS WALKER'S NFL STATISTICS

REGULAR SEASON		TACKLES									INTERCEPTIONS					FUMBLES			
Year	Team	GP	GS	Tot	Solo	Asst	Sk	Yds	QBP	TFL	No	Yds	Lg	TD	PD	FF	FR	Yds	SpT
2017	Denver	10	0	7	7	0	1.0	7.0	5	1	0	0	0	0	0	0	0	0	0
2018	Denver	3	0	4	2	2	1.0	6.0	1	1	0	0	0	0	0	0	1	0	0
2019	Denver	10	1	22	13	9	4.0	24.0	5	5	0	0	0	0	1	0	0	0	0
2020	Denver	13	4	18	9	9	4.5	28.5	5	3	0	0	0	0	0	1	0	0	0
2021	Houston	13	2	31	21	10	2.0	17.0	7	4	0	0	0	0	1	1	0	0	0
2022	Tennessee	1	1	1	1	0	0.0	0.0	0	0	0	0	0	0	0	0	0	0	0
NFL Totals		50	8	83	53	30	12.5	82.5	23	14	0	0	0	0	2	2	1	0	0

### Single-Game Highs

Tackles - 5 vs. Kansas City (10/17/19)


Sacks - 2 (Twice, last vs. New Orleans 11/29/20)

Pass Defensed - 1 (Twice, last vs. Tennessee 1/9/22)

Tackles For Loss - 2 (Twice, last at Arizona 10/24/21)


Forced Fumbles - 1 (Twice, last vs. L.A. Chargers 12/26/21)

Fumble Recoveries - 1 at Arizona (10/18/18)



# 99 RASHAD WEAVER

**OUTSIDE LINEBACKER • 6'4" • 259 LBS • COLLEGE: PITTSBURGH**  
**ACQUIRED: 4TH ROUND - 2021 • NFL EXPERIENCE (NFL/TITANS): 2/2**  
**HOMETOWN: FORT LAUDERDALE, FLA.**  
**GAMES PLAYED/GAMES STARTED: 3/0 (PLAYOFFS: 0/0)**



**PRO:** The Titans selected Rashad Weaver in the fourth round of the 2021 NFL Draft. The 6-foot-4-inch, 259-pound defender missed the majority of his rookie campaign after suffering a season-ending injury in the third game of the season. The University of Pittsburgh product is capable of causing disruption in both the run and pass game, and displays a high motor and good length at the position. The Fort Lauderdale, Fla., native was a consensus All-American, a Bednarik Award semifinalist, and earned first-team All-ACC honors as a senior with the Panthers in 2020 after totaling 35 tackles, 14.5 tackles for loss, 7.5 sacks, 12 quarterback pressures, three forced fumbles and a fumble recovery in nine games.

#### CAREER HIGHLIGHTS:

- In 2020, Weaver was named a consensus All-American after garnering first-team All-America honors from four of the NCAA's recognized selectors: Associated Press, American Football Coaches Association, Football Writers Association of America and Walter Camp Football Foundation. He was the 52nd consensus All-American in school history and the first Pitt defensive player to earn that distinction since Aaron Donald in 2013.
- As a senior in 2020, Weaver was a Bednarik Award semifinalist, earned All-ACC honors, and was awarded first-team All-America recognition by CBS Sports, ESPN, Phil Steele and Pro Football Focus after tallying 35 tackles, 14.5 tackles for loss, 7.5 sacks, three forced fumbles and a fumble recovery in nine games.
- In 2018, Weaver led Pitt in sacks (6.5), tackles for loss (14), and fumble recoveries (three). He tied for the ACC lead and ranked sixth nationally in fumble recoveries.

#### TITANS TIDBITS:

- Prior to being drafted by the Titans, Weaver was introduced to future teammate and fellow pass rusher Bud Dupree. The pair share a financial advisor and were able to form a relationship in Arizona while training at the same facility and discussed ACL recovery.
- Weaver lists rehabbing a torn ACL during the pandemic as the biggest challenge he has had to overcome in his football career. He worked on 'staying focused even not knowing if there was going to be a season and even just finding locations to do my rehab work when everything shut down.'
- He was a member of Pitt's prestigious Blue & Gold Society, an undergraduate organization composed of top students who serve as ambassadors for the university and Pitt Alumni Association.
- Prior to the NFL Draft, Weaver trained in the martial art of Krav Maga.
- Weaver's grandmother has battled multiple sclerosis since he was in a middle school.
- While at Pitt, Weaver participated in the Leukemia & Lymphoma Society's Race to Anyplace Fundraiser with the same girl, Lili, for three consecutive years. Weaver and Lili struck up a friendship and are frequently in touch.
- Weaver and his best friend started a clothing line called Dreams to Reality which can be found on Instagram @d2r.shop.
- Weaver grew up in Indiana but moved to Florida prior to his sophomore year of high school. He wore No. 17 because he played quarterback and wanted a number right before Peyton Manning's No. 18. Weaver circled back to No. 17 in college, and 'I thought it was a cool number for an edge rusher.'

#### CAREER TRANSACTIONS:

- The Fort Lauderdale, Fla., native was selected by the Titans in the fourth round (135th overall) of the 2021 NFL Draft.

#### SEASON RECAPS:

**2022 (1/0):** Has tied for the team lead in sacks once in 2022 (vs. NYG).  
• Against N.Y. Giants (9/11), played as a reserve at outside linebacker and posted four tackles, including two sacks and three quarterback pressures. Registered his first career sack by dropping Daniel Jones for a five-yard loss in the opening stanza. Ended a Giants' drive by sacking Jones for a two-yard loss on third-and-five in the third quarter.

**2021 (2/0):** Played in two games as a reserve as a rookie and collected two tackles. Placed on injured reserve on Sept. 28 and missed the final 14 regular season games and the postseason contest. Was inactive for the season opener. Made his NFL debut at Seattle (9/19/21).  
• Against Arizona (9/12), was inactive.  
• At Seattle (9/19), saw action in his first NFL contest as a reserve on special teams and limited snaps at outside linebacker.  
• Against Indianapolis (9/26), played as a reserve at outside linebacker and tallied two tackles before leaving the game late in the third quarter with an injury. Combined with Rashaan Evans to stonewall Jonathan Taylor for a one-yard loss on a rush off left guard late in the first quarter.

#### COLLEGE:

- In four seasons at Pittsburgh (2017-20), Weaver appeared in 35 games with 28 starts. He tallied 110 tackles, 34.5 tackles for loss, 17.0 sacks, nine passes defended, 28 quarterback pressures, five forced fumbles and four fumble recoveries.
- As a senior (2020), started nine games and totaled 35 tackles, 14.5 tackles for loss, 7.5 sacks, 12 quarterback pressures, two passes defended, three forced fumbles and one fumble recovery. Named a consensus All-American after garnering first-team All-America honors from four of the NCAA's recognized selectors: Associated Press, American Football Coaches Association, Football Writers Association of America and Walter Camp Football Foundation. Also earned first-team All-America recognition by CBS Sports, ESPN, Phil Steele and Pro Football Focus. Awarded first team All-ACC honors and was a semifinalist for the Bednarik Award.
- As a junior (2019), suffered a season-ending injury during training camp.
- As a sophomore (2018), started all 14 games at defensive end and amassed 47 tackles, 14.0 tackles for loss, 6.5 sacks, 10 quarterback pressures, four passes defended, two forced fumbles and three fumble recoveries. Led the team in tackles for loss, sacks, and fumble recoveries. Tied for the ACC lead and ranked sixth nationally in fumble recoveries.
- As a redshirt freshman (2017), saw action in all 12 games and made five starts. Tallied 28 tackles, six tackles for loss, three sacks, six quarterback pressures and three passes defended.
- Redshirted in 2016.
- Graduated from Pittsburgh in 2020 with a degree in finance and business information systems.

#### PERSONAL:

- Attended Cooper City (Fla.) High School where he was a two-way player at defensive end and tight end and an all-county selection. Compiled 65 tackles, seven sacks, one pick-six, six passes defended, two forced fumbles, two blocked field goals and two blocked punts.



- Selected to play in the Broward County All-Star Classic and the Florida Athletic Coaches Association North vs. South All-Star Classic.
- Also participated in basketball and was a three-year starter. He played center and power forward.
- Son of Autumn DeLaPorte and Nevin Weaver.
- Has two sisters.
- Follow Weaver on Twitter and Instagram @RashadWeaver.
- Born Rashad Capone Weaver on Nov. 10, 1997 in Marion, Ind.

## RASHAD WEAVER'S GAME-BY-GAME

### 2021 Tennessee Titans

Date	Opp	W/L	P/S	Tot	Solo	Asst	Sk	- Yds	QBP	TFL	Int	- Yds	-TD	PD	FF	FR	- Yds	SpT
Sept 12	Ari	L	IA															
Sept 19	@ Sea	W	p	0	0	0	0.0	0.0	0	0	0	0	0	0	0	0	0	0
Sept 26	Ind	W	p	2	0	2	0.0	0.0	0	0	0	0	0	0	0	0	0	0
Oct 3	@ NYJ																	
Placed on injured reserve on Sept. 28, 2021																		
<b>Totals</b>		<b>2-1</b>	<b>2/0</b>	<b>2</b>	<b>0</b>	<b>2</b>	<b>0.0</b>	<b>0.0</b>	<b>0</b>	<b>0</b>	<b>0</b>	<b>0</b>	<b>0</b>	<b>0</b>	<b>0</b>	<b>0</b>	<b>0</b>	<b>0</b>

### 2022 Tennessee Titans

Date	Opp	W/L	P/S	Tot	Solo	Asst	Sk	- Yds	QBP	TFL	Int	- Yds	-TD	PD	FF	FR	- Yds	SpT
Sept 11	NYG	L	p	4	3	1	2.0	7.0	3	2	0	0	0	0	0	0	0	0
Sept 19	@ Buf																	
Sept 25	LV																	
Oct 2	@ Ind																	
Oct 9	@ Was																	
Oct 23	Ind																	
Oct 30	@ Hou																	
Nov 6	@ KC																	
Nov 13	Den																	
Nov 17	@ GB																	
Nov 27	Cin																	

Dec 4 @ Phi

Dec 11 Jax

Dec 18 @ LAC

Dec 24 Hou

Dec 29 Dal

Jan 7/8 @ Jax

**Totals** 0-1 1/0 4 3 1 2.0 7.0 3 2 0 0 0 0 0 0 0 0 0

## RASHAD WEAVER'S NFL STATISTICS

### REGULAR SEASON

REGULAR SEASON		TACKLES										INTERCEPTIONS					FUMBLES			
Year	Team	GP	GS	Tot	Solo	Asst	Sk	Yds	QBP	TFL	No	Yds	Lg	TD	PD	FF	FR	Yds	SpT	
2021	Tennessee	2	0	2	0	2	0.0	0.0	0	0	0	0	0	0	0	0	0	0	0	
2022	Tennessee	1	0	4	3	1	2.0	7.0	3	2	0	0	0	0	0	0	0	0	0	
NFL Totals		3	0	6	3	3	2.0	7.0	3	2	0	0	0	0	0	0	0	0	0	

### Single-Game Highs

Tackles - **4 vs. N.Y. Giants (9/11/22)**

Sacks - **2 vs. N.Y. Giants (9/11/22)**

Tackles for Loss - **2 vs. N.Y. Giants (9/11/22)**

Quarterback Pressures - **3 vs. N.Y. Giants (9/11/22)**




# 15 NICK WESTBROOK-IKHINE

WIDE RECEIVER • 6'2" • 211 LBS • COLLEGE: INDIANA

ACQUIRED: FREE AGENT - 2020 • NFL EXPERIENCE (NFL/TITANS): 3/3

HOMETOWN: LAKE MARY, FLA.

GAMES PLAYED/GAMES STARTED: 31/9 (PLAYOFFS: 2/0)



**PRO:** The Titans signed Nick Westbrook-Ikhine as a rookie free agent following the 2020 NFL Draft. The 6-foot-2-inch, 211-pounder provides versatility to the passing game with his ability to line up in multiple positions, while also contributing on special teams. In his first two seasons with the Titans, Westbrook-Ikhine appeared in 30 games with eight starts and caught 41 passes for 509 yards with four touchdowns. He set career-highs in 2021 in games played (16), games started (seven), receptions (38), receiving yards (476), and touchdowns (four). The Lake Mary, Fla., native appeared in 52 games with 36 starts and totaled 144 receptions for 2,226 yards with 16 touchdowns over four seasons at Indiana.

## CAREER HIGHLIGHTS:

- In 2021, Westbrook-Ikhine set career marks in games played (16), games started (seven), receptions (38), receiving yards (476), reception long (46), and touchdowns (four). His receptions, receiving yards, and receiving touchdowns ranked second on the team.
- In 2021, Westbrook-Ikhine registered his first career 100-yard receiving game with seven catches for 107 yards against Houston (11/21/21).
- As a rookie in 2020, Westbrook-Ikhine saw action in 14 games with one start and collected three receptions for 33 yards.

## TITANS TIDBITS:

- In 2021, Westbrook-Ikhine was named the team's Ed Block Courage Award recipient.
- He has a dog named Winston.

## CAREER TRANSACTIONS:

- The Lake Mary, Fla., native was signed by the Titans as a rookie free agent on May 7, 2020.
- Waived by the Titans on Sept. 5, 2020 and signed to the practice squad a day later.
- Activated from the practice squad to the active roster standard elevation on Sept. 14, 2020.
- Signed by the Titans from the practice squad to the active roster on Sept. 16, 2020.

## SEASON RECAPS:

### 2022 (1/1):

- Against N.Y. Giants (9/11), started at wide receiver and caught one pass for 13 yards.

**2021 (16/7, 1/0):** Saw action in 16 games with seven starts at wide receiver and ranked second on the team with 38 receptions, 476 receiving yards and four receiving touchdowns, establishing career highs in each category. Collected three special teams tackles on coverage units. Was inactive for one game. Played as a reserve in the postseason contest. Led or tied for the team lead in receptions three times in 2021 (vs. IND, at NE, at PIT). Led the team in receiving yards five times in 2021 (vs. IND, vs. HOU, at NE, at PIT, at HOU). Tied for the team lead in special teams tackles once in 2021 (vs. BUF). Named the team's Ed Block Courage Award recipient.

- Against Arizona (9/12), played as a reserve at wide receiver and on special teams. Set up the Titans' first touchdown with a 10-yard catch down to the Cardinals' one-yard line on third-and-10 in the second quarter.
- Against Indianapolis (9/26), started at wide receiver and led the way with a then-career-high four catches and a then-career-best 53 receiving yards with his first career touchdown. Corralled his first career touchdown reception on an 18-yard slant to give the Titans a 14-7 lead in the second quarter. Drew a 30-yard pass interference penalty during the Titans' third touchdown drive early in the fourth quarter.

- At N.Y. Jets (10/3), started at wide receiver and caught three passes for 29 yards.

- Against Buffalo (10/18), saw action as a reserve at wide receiver and caught three passes for 27 yards. Registered a special teams stop on coverage units. Hauled in all three receptions for 27 yards, including an eight-yard grab on third-and-six during the Titans' game-winning touchdown drive in the fourth quarter.

- At Indianapolis (10/31), played as a reserve at wide receiver and caught two passes for 16 yards with a touchdown. Posted a special teams tackle on coverage units. Gave the Titans a 21-17 lead with a five-yard touchdown catch on third-and-four in the third stanza.

- At L.A. Rams (11/7), saw action as a reserve at wide receiver and caught one pass for 14 yards. Extended the Titans' second touchdown drive with a 14-yard grab on third-and-four in the second quarter.

- Against New Orleans (11/14), started at wide receiver and hauled in one reception for 10 yards. Recovered the Saints' onside kick late in the fourth quarter which sealed the victory.

- Against Houston (11/21), led the team with a career-high 107 receiving yards on a career-best seven receptions. Kept the Titans' touchdown drive alive in the third quarter with an 16-yard reception on third-and-nine.

- At New England (11/28), started at wide receiver and tied for the team lead with two receptions for a team-high 25 yards with a touchdown. Cut the Patriots lead to 7-6 with a one-yard touchdown catch from Ryan Tannehill on third-and-one early in the second quarter.

- Against Jacksonville (12/12), started at wide receiver and posted three catches for 31 yards.

- At Pittsburgh (12/19), started at wide receiver and tied for the team lead with four catches for a team-best 32 receiving yards.

- Against San Francisco (12/23), played as a reserve at wide receiver and snared two receptions for 38 yards. Extended the Titans' first scoring drive with a 24-yard reception on third-and-15 in the third quarter.

- At Houston (1/9), played as a reserve at wide receiver and led the team with 78 receiving yards on four catches with a touchdown. Hauled in a 29-yard reception over the middle and between two defenders in the opening quarter. Snared a four-yard touchdown pass with 11 seconds remaining in the first half. Got open after Tannehill somehow eluded a sack and snagged a 36-yard completion on third-and-five in the fourth quarter.

- Against Cincinnati (1/22), saw action as a reserve at wide receiver in the divisional playoff match.

**2020 (14/1, 1/0):** Appeared in 14 games with one start at wide receiver as a rookie and caught three passes for 33 yards. Collected two special teams tackles on coverage units. Was inactive for two games. Saw action as a reserve in the postseason contest and caught two passes for 17 yards and led the team with a special teams tackle. Led or tied for the team lead in special teams tackles twice in 2020 (at HOU, vs. BAL). Made his NFL debut against Jacksonville (9/20/20). Made his first career start against Houston (10/18/20).

- Against Jacksonville (9/20), played as a reserve on special teams and at wide receiver in his first NFL contest.

- Against Buffalo (10/13), played significant snaps as a reserve at wide receiver and notched his first career NFL reception for seven yards.

- Against Houston (10/18), made his first career start at wide receiver and hauled in a two-point conversion in the fourth quarter. Increased the Titans' lead to 29-23 with a two-point conversion grab in the back of the endzone in the fourth quarter.

- At Baltimore (11/22), played as a reserve on special teams and caught one pass from Logan Woodside for seven yards on a fake punt in the second quarter.

- Against Detroit (12/20), played as a reserve on special teams. Notched a tackle on defense and a special teams stop on coverage units. Raced down the field as a gunner and stonewalled Jamal Agnew for a one-yard loss on a punt return in the third quarter. Sniffed out a fake punt and stuffed C.J. Moore one yard short of the first down in the fourth quarter.
- At Green Bay (12/27), saw action as a reserve at wide receiver and on special teams. Hauled in one pass for 19 yards.
- At Houston (1/3), played as a reserve at wide receiver and on special teams in the Titans' division-clinching victory. Notched a special teams tackle on coverage units.
- Against Baltimore (1/10), saw action as a reserve at wide receiver and caught two passes for 17 yards in his postseason debut. Registered a special teams tackle on coverage units.

#### COLLEGE:

- Appeared in 52 games with 36 starts and totaled 144 receptions for 2,226 yards with 16 touchdowns over four seasons at Indiana. Ranked sixth in school history in catches, seventh in yardage and touchdowns, and tied for seventh in 100-yard receiving games (six). Became the seventh Hoosier to reach 125 receptions and 2,000 yards.
- As a senior (2019), appeared in all 13 games and made 12 starts. Caught 42 passes for 572 yards and a team-high five touchdowns. Named as a William V. Campbell Trophy semifinalist.
- As a redshirt junior (2018), started all 12 games and made 42 catches for a team-leading 590 yards and four touchdowns. Named to the Biletnikoff Award Watch List.
- As a junior (2017), received a medical redshirt after suffering a season-ending injury in the season opener.
- As a sophomore (2016), saw action in all 13 games and made 12 starts. Made 54 receptions for 995 yards and six touchdowns, all of which were career-high marks. His 995 yards led the team and ranked seventh on Indiana's single-season list.
- As a freshman (2015), appeared in all 13 games and made six receptions for 69 yards and one touchdown.
- Graduated in December 2019 with a business marketing degree from Indiana.

#### PERSONAL:

- Attended Lake Mary (Fla.) High School where he was named first team all-state, all-district and All-Central Florida as a senior after he recorded 84 receptions for 1,853 yards and 21 touchdowns.
- Caught 52 passes for 826 yards and 13 scores as a junior.
- Also lettered in track and field and lacrosse.
- Son of Amy and Jeff Nickel.
- Follow Westbrook-Ikhine on Twitter @nick\_west15 and on Instagram @nickwestbrook15.
- Born Nicholas Westbrook-Ikhine on March 21, 1997 in Lake Mary, Fla.

## NICK WESTBROOK-IKHINE'S GAME-BY-GAME

### 2020 Tennessee Titans

Date	Opp.	W/L	P/S	RECEIVING					
				No	Yds	Avg	Lg	TD	
Sept 14	@ Den	W	IA						
Sept 20	Jax	W	p	0	0	-	0	0	
Sept 27	@ Min	W	p	0	0	-	0	0	
Oct 13	Buf	W	p	1	7	7.0	7	0	
Oct 18	Hou	W	S	0	0	-	0	0	
Oct 25	Pit	L	p	0	0	-	0	0	
Nov 1	@ Cin	L	p	0	0	-	0	0	
Nov 8	Chi	W	p	0	0	-	0	0	
Nov 12	Ind	L	p	0	0	-	0	0	
Nov 22	@ Bal	W	p	1	7	7.0	7	0	
Nov 29	@ Ind	W	p	0	0	-	0	0	
Dec 6	Cle	L	IA						
Dec 13	@ Jax	W	p	0	0	-	0	0	
Dec 20	Det	W	p	0	0	-	0	0	
Dec 27	@ GB	L	p	1	19	19.0	19	0	
Jan 3	@ Hou	W	p	0	0	-	0	0	
<b>Totals</b>		<b>11-5</b>	<b>14/1</b>	<b>3</b>	<b>33</b>	<b>11.0</b>	<b>19</b>	<b>0</b>	
<b>Playoffs</b>									
Jan 10	Bal	L	p	2	17	8.5	12	0	
<b>Totals</b>		<b>0-1</b>	<b>1/0</b>	<b>2</b>	<b>17</b>	<b>8.5</b>	<b>12</b>	<b>0</b>	

### 2021 Tennessee Titans

Date	Opp.	W/L	P/S	RECEIVING					
				No	Yds	Avg	Lg	TD	
Sept 12	Ari	L	p	1	10	10.0	10	0	
Sept 19	@ Sea	W	p	1	6	6.0	6	0	
Sept 26	Ind	W	S	4	53	13.3	18t	1	
Oct 3	@ NYJ	L	S	3	29	9.7	18	0	
Oct 10	@ Jax	W	IA						
Oct 18	Buf	W	p	3	27	9.0	14	0	
Oct 24	KC	W	p	0	0	-	0	0	
Oct 31	@ Ind	W	p	2	16	8.0	11	1	
Nov 7	@ LAR	W	p	1	14	14.0	14	0	

Nov 14	NO	W	S	1	10	10.0	10	0	
Nov 21	Hou	L	p	7	107	15.3	46	0	
Nov 28	@ NE	L	S	2	25	12.5	24	1	
Dec 12	Jax	W	S	3	31	10.3	15	0	
Dec 19	@ Pit	L	S	4	32	8.0	12	0	
Dec 23	SF	W	p	2	38	19.0	24	0	
Jan 2	Mia	W	S	0	0	-	0	0	
Jan 9	@ Hou	W	p	4	78	19.5	36	1	
<b>Totals</b>		<b>12-5</b>	<b>16/7</b>	<b>38</b>	<b>476</b>	<b>12.5</b>	<b>46</b>	<b>4</b>	
<b>Playoffs</b>									
Jan 22	Cin	L	p	0	0	-	0	0	
<b>Totals</b>		<b>0-1</b>	<b>1/0</b>	<b>0</b>	<b>0</b>	<b>-</b>	<b>0</b>	<b>0</b>	

### 2022 Tennessee Titans

Date	Opp.	W/L	P/S	RECEIVING					
				No	Yds	Avg	Lg	TD	
Sept 11	NYG	L	S	1	13	13.0	13	0	
Sept 19	@ Buf								
Sept 25	LV								
Oct 2	@ Ind								
Oct 9	@ Was								
Oct 23	Ind								
Oct 30	@ Hou								
Nov 6	@ KC								
Nov 13	Den								
Nov 17	@ GB								
Nov 27	Cin								
Dec 4	@ Phi								
Dec 11	Jax								
Dec 18	@ LAC								
Dec 24	Hou								
Dec 29	Dal								
Jan 7/8	@ Jax								
<b>Totals</b>		<b>0-1</b>	<b>1/1</b>	<b>1</b>	<b>13</b>	<b>13.0</b>	<b>13</b>	<b>0</b>	

## NICK WESTBROOK-IKHINE'S NFL STATISTICS

### REGULAR SEASON

Year	Team	REGULAR SEASON			RECEIVING				Att	RUSHING			
		GP	GS	No	Yds	Avg	Lg	TD		Yds	Avg	Lg	TD
2020	Tennessee	14	1	3	33	11.0	19	0	0	0	-	0	0
2021	Tennessee	16	7	38	476	12.5	46	4	0	0	-	0	0
2022	Tennessee	1	1	1	13	13.0	13	0	0	0	-	0	0
NFL Totals		31	9	42	522	12.4	46	4	0	0	-	0	0

### PLAYOFFS

Year	Team	PLAYOFFS			RECEIVING				Att	RUSHING			
		GP	GS	No	Yds	Avg	Lg	TD		Yds	Avg	Lg	TD
2020	Tennessee	1	0	2	17	8.5	12	0	0	0	-	0	0
2021	Tennessee	1	0	0	0	-	0	0	0	0	-	0	0
NFL Totals		2	0	2	17	8.5	12	0	0	0	-	0	0

### Single-Game Highs

Receptions - 7 vs. Houston (11/21/21)  
 Receiving Yards - 107 vs. Houston (11/21/21)  
 Long Reception - 46 vs. Houston (11/21/21)  
 Receiving Touchdown - 1 (Four times, last at Houston 1/9/22)

### Playoff Single-Game Highs

Receptions - 2 vs. Baltimore (1/10/21)  
 Receiving Yards - 17 vs. Baltimore (1/10/21)  
 Long Reception - 12 vs. Baltimore (1/10/21)

### Additional Career Statistics

Tackles - 1 (2020)  
 Special Teams Tackles - 2 (2020), 3 (2021)  
 Misc. Tackles - 1 (2020)  
 Two-Point Conversions - 1 reception (2020)

### Additional Career Playoff Statistics

Special Teams Tackles - 1 (2020)






# 7 MALIK WILLIS

**QUARTERBACK • 6'1" • 219 LBS • COLLEGE: LIBERTY**

**ACQUIRED: 3RD ROUND - 2022**

**NFL EXPERIENCE (NFL/TITANS): ROOKIE • HOMETOWN: ATLANTA, GA.**

**GAMES PLAYED/GAMES STARTED: 0/0 (PLAYOFFS: 0/0)**



**PRO:** The Titans selected Malik Willis in the third round (86th overall) of the 2022 NFL Draft. The 6-foot-1-inch, 219-pound signal caller possesses a dynamic skill set that includes a strong, accurate arm and elusiveness as a runner. A native of Atlanta, Ga., he spent three total years at Liberty, including a 2019 redshirt campaign, after transferring from Auburn. During his two seasons as Liberty's starting signal caller, he directed the Flames to two bowl victories and led the FBS with 74 total passing (47) and rushing (27) touchdowns. He was the third quarterback drafted in 2022 after the Titans traded up four spots in the third round to select him.

## CAREER HIGHLIGHTS:

- In his final season at Liberty in 2021, Willis led the Flames to an 8-5 record and a bowl win. He completed 207 of 339 passes for 2,857 yards and 27 touchdowns to go along with 197 rushing attempts for 878 yards and 13 touchdowns.

## TITANS TIDBITS:

- In recognition of his stellar play on the field and outstanding character off the gridiron, Willis was named the 2021 Bobby Bowden Trophy winner. The award is presented annually to "a college football player who epitomizes a student-athlete of faith and conducts himself as an exemplary model in the classroom, on the field, on the campus and in the community." The other two finalists for the 2021 award were Georgia kicker/punter Jake Camarda and Michigan defensive end Aidan Hutchinson.
- Willis' uncle James Anderson was a linebacker who played 10 seasons in the NFL, including time in 2014 with the Titans. Anderson also played with the Panthers (2006-12), Bears (2013) and Saints (2015). Willis' cousin Nigel Warrior was a defensive back at the University of Tennessee (2016-19) before playing in the NFL for the Ravens (2020) and Seahawks (2021).
- Willis says that one of his bucket list goals is to one day win the Walter Payton NFL Man of the Year Award.
- Off the field, Willis enjoys playing video games and lists Call of Duty, Madden NFL, NBA2K and FIFA as his favorites.

## CAREER TRANSACTIONS:

- The Atlanta, Ga., native was selected by the Titans in the third round (86th overall) of the 2022 NFL Draft.

## SEASON RECAPS:

### 2022 (0/0):

- Against N.Y. Giants (9/11), did not play as the backup quarterback.

## COLLEGE:

- Played two seasons at Liberty after spending his first two collegiate seasons at Auburn. In four total seasons, he appeared in 38 games with 23 starts, completing 388 of 618 passes for 5,186 yards and 48 touchdowns with 18 interceptions. He also rushed for 2,131 yards and 29 touchdowns on 366 career rushing attempts. His 74 total passing and rushing touchdowns from 2020 to 2021 ranked first among all FBS players. His record in 23 career starts was 17-6, all with Liberty, including two bowl victories.

**AS A SENIOR (2021),** started all 13 games at quarterback. Completed 207 of 339 passing attempts for 2,857 yards and 27 touchdowns, and he also led Liberty in rushing with 878 yards and 13 touchdowns on 197 carries. Honors included Bobby Bowden Trophy, Davey O'Brien National Quarterback Award semifinalist, Maxwell Award semifinalist, Phil Steele Postseason All-Independent first team and 2022 Reese's Senior Bowl

invitation. His 3,736 total offensive yards ranked second in program history for a single season. Broke his own single-season school record with 40 total touchdowns. Ranked eighth in the country in points responsible for (242/18.6 per game), 18th in passing touchdowns, 20th in total offense (287.7 yards per game) and 20th in passing yards per completion (13.83).

- Against Old Dominion (9/18), passed for 242 yards and four touchdowns while adding 77 rushing yards and two rushing touchdowns.
- At UAB (10/2), passed for 287 yards and one touchdown and rushed 15 times for 144 yards and a pair of touchdowns.
- At Louisiana-Monroe (10/16), rushed for a season-high 157 yards with two touchdowns.
- Against UMass (10/30), passed for a season-high 307 yards and four touchdowns.
- Against Army (11/27), passed for 305 yards and one touchdown and added 37 rushing yards with one rushing score.
- Against Eastern Michigan (12/18), named the MVP of the LendingTree Bowl, finishing the game with five total touchdowns (three passing, two rushing) and 289 yards of total offense (231 passing, 58 rushing).

**AS A JUNIOR (2020),** started all 10 games in which he played in his first season as Liberty's quarterback after sitting out 2019 due to transfer rules. Won each of his first seven career starts. Completed 170 of 265 passes for 2,260 yards, 20 touchdowns and six interceptions. Added 141 rushing attempts for 944 yards and 14 touchdowns. Had at least one rushing touchdown in eight of his 10 games. Led all FBS quarterbacks in rushing yards and touchdowns. Other national rankings included eighth in points responsible for (204) and points responsible for per game (20.4); ninth in total offense (320.4 yards per game); 11th in total touchdowns (14); 17th in passing efficiency (156.2); and 16th in passing touchdowns.

- At Western Kentucky (9/19), rushed for a career-high 168 yards and three touchdowns during his first collegiate start. His 168 rushing yards were the most in program history in a single game by a Liberty quarterback.
- Against Southern Miss (10/24), passed for a career-high 345 yards and tied a program record with a career-high six passing touchdowns.
- Against Western Carolina (11/14), passed for 306 yards and three touchdowns and added 97 rushing yards and a pair of rushing touchdowns.
- At Syracuse (10/17), led the Flames to their first-ever win over an ACC opponent, completing 16-of-20 pass attempts for 182 yards and a touchdown, while rushing for 58 yards and a touchdown.
- At Virginia Tech (11/7), guided the Flames to their first-ever win over the Hokies, passing for 217 yards and three touchdowns while rushing for 108 yards and a score.
- Against Coastal Carolina (12/26), named the FBC Mortgage Cure Bowl MVP after leading the Flames to the program's first-ever win over a national ranked FBS team (No. 9/11). Finished the contest completing 19 of 29 attempts for 220 yards, while rushing for 137 yards and four touchdowns.
- Redshirted under transfer rules during his first year at Liberty in 2019.

**AS A SOPHOMORE (2018),** appeared in eight games at Auburn, completing five of his seven pass attempts for 24 yards. Added 12 rushing attempts for 88 yards and one touchdown.

- Against Mississippi State (9/30), scored his first career touchdown on a 67-yard run.
- Against Liberty (11/17), recorded a 16-yard rushing touchdown for the Tigers.

**AS A FRESHMAN (2017),** saw action in seven games at Auburn, completing six of his seven pass attempts for 45 yards and one touchdown. Added 16 rushing attempts for 221 yards and a score.

- At Arkansas (10/21), completed his first collegiate touchdown pass (four yards to Devan Barrett) and added a 48-yard rushing attempt.
- Graduated from Liberty in December 2020 with a degree in interdisciplinary studies with a focus in business and sports management. He entered the NFL in 2022 three classes from receiving an MBA.

- Follow Willis on Tiktok at @malikwillisQB.
- Born Malik Antonio Willis on May 25, 1999 in College Park, Ga.

#### PERSONAL:

- Attended Roswell (Atlanta, Ga.) High School as a senior after transferring from Westlake (Atlanta, Ga.) High School.
- Led the Roswell Hornets to the Class 7A state title game as a senior. Passed for 2,562 yards, rushed for 1,033 yards, and accounted for 37 total touchdowns. Named Class 7A AJC offensive player of the year and first-team All-State.
- Also played high school baseball as a shortstop, third baseman, catcher and pitcher.
- Son of Shastca Grier and Harold Willis with one brother and one sister.
- Follow Willis on Twitter and Instagram at @malikwillis.

## MALIK WILLIS' COLLEGE STATISTICS

Year	Team	GP/GS	Att	Cmp	Pct	PASSING					Lg	RUSHING				
						Yds	Yd/Att	TD	INT	Att		Yds	Avg.	Lg	TD	
2017	Auburn	7/0	7	6	85.7	45	6.42	1	0	37	16	221	13.8	67	1	
2018	Auburn	8/0	7	5	71.4	24	3.43	0	0	7	12	88	7.3	30	1	
2019	Liberty	0/0				Redshirt Season										
2020	Liberty	10/10	265	170	64.2	2,260	8.53	20	6	83	141	944	6.7	67	14	
2021	Liberty	13/13	339	207	61.1	2,857	8.43	27	12	70	197	878	4.5	56	13	
College Totals		38/23	618	388	62.7	5,186	8.39	48	18	83	366	2,131	5.8	67	29	

#### Single-Game Highs

Attempts - 46 vs. Army (11/27/21)

Completions - 24 (Three times, last vs. Army 11/27/21)

Passing Yards - 345 vs. Southern Mississippi (10/24/20)

Touchdown Passes - 6 vs. Southern Mississippi (10/24/20)

Long Completion - 83t vs. Western Carolina (11/14/20)

Rushing Attempts - 27 at Mississippi (11/6/21)

Rushing Yards - 168 at Western Kentucky (9/19/20)

Rushing Long - 67 (Twice, last vs. Florida International 9/26/20)

Rushing Touchdowns - 4 at Coastal Carolina (12/26/20)

## MALIK WILLIS' GAME-BY-GAME

2022 Tennessee Titans				PASSING											RUSHING					COMBINED		RUSH + PASS	
Date	Opp	W/L	P/S	Att	Cmp	Pct	Yds	Yds/Att	TD	Int	Lg	Sk	Lst	Rating	Att	Yds	Avg	Lg	TD	Yards	Touchdowns		
Sept 11	NYG	L	DNP																				
Sept 19	@ Buf																						
Sept 25	LV																						
Oct 2	@ Ind																						
Oct 9	@ Was																						
Oct 23	Ind																						
Oct 30	@ Hou																						
Nov 6	@ KC																						
Nov 13	Den																						
Nov 17	@ GB																						
Nov 27	Cin																						
Dec 4	@ Phi																						
Dec 11	Jax																						
Dec 18	@ LAC																						
Dec 24	Hou																						
Dec 29	Dal																						
Jan 7/8	@ Jax																						
Totals		0-1	0/0	0	0	0.0	0	0.0	0	0	0	0	0	0.0	0	0	-	0	0	0			

## MALIK WILLIS' NFL STATISTICS

REGULAR SEASON						PASSING								RUSHING					
Year	Team	GP/GS	Att	Cmp	Pct	Yds	Yd/Att	TD	INT	Lg	Sk	Yds	Rat	Att	Yds	Avg	Lg	TD	
2022	TEN	0/0	0	0	0.0	0	0.0	0	0	0	0	0	0.0	0	0	-	0	0	
NFL Totals		0/0	0	0	0.0	0	0.0	0	0	0	0	0	0.0	0	0	-	0	0	

### Single-Game Highs

Attempts -

Completions -

### Passing Yards -

Touchdown Passes -

## Long Completion -

Completion Percentage -

Passer Rating -

Rushes -


### Rushing Yards -

Long Rush -



## 2 ROBERT WOODS

**WIDE RECEIVER • 6'0" • 195 LBS • COLLEGE: SOUTHERN CALIFORNIA**  
**ACQUIRED: TRADE (LAR) - 2022 • NFL EXPERIENCE (NFL/TITANS): 10/1**  
**HOMETOWN: GARDENA, CALIF.**  
**GAMES PLAYED/GAMES STARTED: 126/116 (PLAYOFFS: 6/6)**



**Super Bowl: 2021**

**PRO:** The Titans acquired veteran wide receiver Robert Woods in a trade with the Los Angeles Rams during the 2022 offseason. The 6-foot, 195-pounder brings a complete skill set to his position, excelling in route running, making contested catches, and he is considered one of the best blocking receivers in the league. Woods entered the league as a second-round pick of the Buffalo Bills in the 2013 NFL Draft out of Southern California and spent his first four NFL seasons with the club. In 2017, he joined the Rams as an unrestricted free agent and collected 367 receptions for 4,626 yards with 23 receiving touchdowns in the last five seasons with the team.

### CAREER HIGHLIGHTS:

- In 2020, Woods tied a career-best with 90 receptions for 936 yards with six touchdowns.
- In 2019, Woods notched a career-high-tying 90 catches for 1,134 yards and two touchdowns.
- In 2018, Woods posted 86 receptions for a career-high 1,219 yards with six touchdowns in his first season with the Los Angeles Rams.

### TITANS TIDBITS:

- Woods' father and grandfather (both also named Robert) played football at Grambling State.
- In the spring of 2012, Woods and 15 of his Southern California teammates spent five days in Haiti building homes and assisting those in need.
- Woods is re-united with Titans wide receivers coach Rob Moore who was his coach with Buffalo in 2014. Titans offensive coordinator Todd Downing was also on the Bills' staff.

### CAREER TRANSACTIONS:

- The Gardena, Calif., native was selected by the Buffalo Bills in the second round (41st overall) of the 2013 NFL Draft.
- Signed by the Los Angeles Rams as an unrestricted free agent on March 9, 2017.
- Traded by the Rams to the Titans for a 2023 sixth-round draft pick on March 20, 2022.

### SEASON RECAPS:

#### 2022 (1/1 - Tennessee):

- Against N.Y. Giants (9/11), made his Titans debut as a starter at wide receiver and caught one pass for 13 yards.

**2021 (9/9, 0/0 - L.A. Rams):** Started the first nine games of the season at wide receiver and snared 45 receptions for 556 yards with four touchdowns. Placed on injured reserve on Nov. 24 and missed the final eight regular season games and the postseason contests.

- Against Arizona (10/3), posted four receptions for 48 yards with a 14-yard touchdown catch in the fourth quarter.
- At Seattle (10/7), caught a team-high 12 passes for 150 receiving yards.
- Against Tennessee (11/7), snared seven receptions for 98 yards.

**2020 (16/16, 2/2 - L.A. Rams):** Named a captain for the first time in his career. Started all 16 regular season games at wide receiver and finished with 936 receiving yards, tied his single-season receptions records with 90 catches and scored a season-high eight touchdowns.

- Against Dallas (9/13), recorded six receptions for 105 yards.
- At Buffalo (9/27), caught five receptions for 74 yards with a long of 31 yards. Rushed for 30 yards on three attempts.
- At Miami (11/1), caught seven passes for 85 yards with one touchdown.

- At Tampa Bay (11/23), recorded 130 yards receiving on a team-high 12 receptions and scored one touchdown. Hauled in a 35-yard strike in the final seconds of the first half to set up a 38-yard field goal as time expired in the second quarter.

- At Arizona (12/6), led the team with 10 receptions and 85 receiving yards.
- At Seattle (1/9), caught four passes for 48 yards with one touchdown in the wild card round.

**2019 (15/15 - L.A. Rams):** Started 15 games at wide receiver and ranked second on the team with a career-high-tying 90 receptions and 1,134 receiving yards. His 90 receptions was good for the eighth-best single-season output in franchise history. He became the first Rams player to have consecutive seasons with over 1,000 receiving yards since Torry Holt finished a run of eight-straight seasons from 2000-2007. Was inactive for one contest.

- At Carolina (9/8), hauled in eight receptions for a team-high 70 yards.
- Against Tampa Bay (9/29), grabbed a season best 13 receptions for 164 yards. Entered the top-20 in franchise history with 2,307 receiving yards.
- At Pittsburgh (11/10), caught seven passes for 95 yards with a long of 24 yards.
- Against Baltimore (11/25), caught six passes for 97 yards with a long of 38 yards.
- At Arizona (12/1), snared in a career-best 172 receiving yards on 13 receptions with a long of 48 yards.
- Against Seattle (12/8), posted in seven receptions for 98 yards with his first touchdown of the season.
- At San Francisco (12/21), hauled in eight receptions for 117 yards with a long of 29 yards.

**2018 (16/16, 3/3 - L.A. Rams):** Started all 16 regular season games at wide receiver and finished with a career-high 1,219 receiving yards, a then career-best 86 receptions with a career-high-tying six touchdowns. Averaged 14.2 yards per reception and proved his versatility by totaling 157 rushing yards on 19 carries and one rushing touchdown. Started all three postseason games and notched 17 receptions for 172 yards.

- Against L.A. Chargers (9/23), led the team in receptions (10), receiving yards (104) and touchdowns (two). Marked his first 100-plus yard game of the season, the sixth career and also his third career multi-touchdown game.
- Against Minnesota (9/27), caught all five targets for 101 yards and one touchdown. Had his longest reception of the season (36 yards).
- At Seattle (10/7), recorded five receptions for a team-leading 92 yards and tallied a career-long 56-yard rush.
- At Denver (10/14), led the team with seven receptions and 109 receiving yards.
- At San Francisco (10/21), recorded his 300th career reception. Led the team in receptions (five) and receiving yards (78) with a long of 32 yards.
- Against Seattle (11/11), tallied four receptions for 89 yards, while setting a single-season career high with 832 reception yards.
- At Detroit (12/2), led the team with five receptions and 67 receiving yards. Posted an eight-yard touchdown reception.
- At Chicago (12/9), led the team with seven receptions and 61 receiving yards. Eclipsed 1,000 total receiving yards for the first time in his career.
- At Arizona (12/23), led the team in receptions (six) and reception yards (89) with a long of 39 yards, which was a touchdown. Rushed the ball twice for 15 yards with the first rushing touchdown of his career.
- Against Dallas (1/12), led the team in receptions (six) and reception yards (69) in the divisional round.
- Against New England in Super Bowl LIII (2/3), totaled five receptions for



70 yards.

**2017 (12/11, 1/1 - L.A. Rams):** Saw action in 12 games with 11 starts in his first season with the Rams. Finished the regular season with a then career-high 781 receiving yards on 56 catches with five touchdowns. Was inactive for three contests and did not play in the regular season finale.

- At San Francisco (9/21), hauled in six receptions for 108 yards with a long 31-yard reception. It marked his fourth 100-plus yard receiving game of his career.
- At N.Y. Giants (11/5), snared two touchdowns on 70 receiving yards. Notched his first multi-touchdown game of his career. Converted a third-and-33 with a 52-yard touchdown reception, only the third, third-and-30+ conversion since 1991.
- Against Houston (11/12), registered eight receptions for 171 yards and two touchdowns. Hauled in the third-longest reception in franchise history, a 94-yard touchdown reception from Jared Goff.
- At Seattle (12/17), grabbed six passes for 45 yards with a one-yard touchdown pass.
- Against Atlanta (1/6), led the team with nine receptions (nine) and 142 receiving yards in the wild card matchup. His 142 receiving yards are the fourth-highest output in a single postseason game in Rams history.

**2016 (13/10 - Buffalo):** Played in 13 games with 10 starts and led the Bills with 613 receiving yards, while finishing second on the squad with 51 receptions. Was inactive for three contests.

- At New England (10/2), hauled in seven receptions for 89 yards.
- Against San Francisco (10/16), caught five passes for 44 yards and a touchdown.
- At Seattle (11/7), notched a then career-high 10 receptions for 162 yards.

**2015 (14/9 - Buffalo):** Saw action in 14 games with nine starts at wide receiver and registered 47 receptions for 552 yards and three touchdowns. Placed on injured reserve on Dec. 22 and missed the final two regular season games.

- Against New England (9/20), hauled in three passes for 60 yards and one touchdown.
- At Jacksonville (10/25), tied a then career-high with nine receptions for 84 yards with a touchdown.
- At Philadelphia (12/13), collected five receptions for 106 yards.

**2014 (16/15 - Buffalo):** Played in all 16 games with 15 starts at wide receiver and notched 65 receptions for 699 yards with five touchdowns.

- Against New England (10/12), led the Bills with seven receptions for 78 yards and one touchdown.
- Against N.Y. Jets (11/24), set then career-highs with nine catches for 118 yards with a touchdown reception.
- At Oakland (12/21), posted seven catches for 52 yards with a 30-yard touchdown reception.

**2013 (14/14 - Buffalo):** Started all 14 games he played in as a rookie and became the first Bills rookie receiver with 40 receptions since 2004. Led the team in receiving yards three times. Was inactive for two contests.

- Against New England (9/8), caught his first career touchdown on an 18-yard reception from E.J. Manuel.
- Against Baltimore (9/29), led the Bills with 80 receiving yards on four catches with a touchdown.
- At Jacksonville (12/15), set then career highs with five receptions for 82 yards with his third touchdown of the season. All five of his receptions resulted in first downs.

#### **COLLEGE:**

- Started all 38 games in his three-year career at Southern California and finished his career as the Trojans' all-time leader with 252 receptions. Ranked eighth in program history with 2,930 receiving yards and second with 32 receiving touchdowns.
- Set the Trojans all-time record for most receptions in a game with 17 catches against Minnesota (9/3/11).
- As a junior (2012), saw action in all 13 games and registered 76 receptions for 846 yards with 11 touchdowns.
- As a sophomore (2011), started all 12 games and collected 111 catches for 1,292 yards with 15 touchdowns. Led the Pac-12 with 9.3 receptions per game.
- As a true freshman (2010), started all 13 games and posted a team-best 65 receptions for 792 yards with six touchdowns. Returned 38 kickoffs for 971 yards with a score. His 1,817 all-purpose yards set a Trojans'

freshman season record. Was named the Pac-10's Offensive Freshman of the Year and became the first true freshman to start the season opener at wide receiver in the post-World War II era.

- Graduated with a bachelor's degree in policy, planning and development from Southern California.

#### **PERSONAL:**

- Attended Serra (Gardena, Calif.) High School where he played wide receiver and defensive back.
- As a senior (2009), was a member of the 2009 USA Today All-USA first team after tallying 15 touchdowns and more than 1,100 receiving yards. Added eight interceptions on defense, while helping the school to a 15-0 record and the California Division III championship.
- As a junior (2008), posted 81 receptions for 1,378 yards with 19 touchdowns on offense, while recording 87 tackles and seven interceptions (two returned for touchdowns) on defense. Returned five kickoffs and two punts for touchdowns while leading Serra to CIF Northwest Division finals.
- As a sophomore (2007), had 45 receptions for 801 yards with 12 touchdowns to go along with 273 rushing yards. Notched 81 tackles and nine interceptions on defense.
- Also ran track at Serra, where he won the CIF Division IV 200 and 400-meter races and was a member of the winning 1,600-meter relay team.
- Was the 2009 and 2010 South Bay Daily Breeze All-South Bay Track Athlete of the Year. Recorded bests of 21.01 in the 200 (fourth fastest in the nation in 2010) and 46.17 in the 400 (second fastest in the nation in 2010), plus a 45.8 split in the 1,600-meter relay.
- Follow Woods on Twitter at @robertwoods and on Instagram at @robertw10ds.
- Born Robert Thomas Woods on April 10, 1992 in Gardena, Calif.

# ROBERT WOODS' GAME-BY-GAME

## 2013 Buffalo Bills

		RECEIVING						
Date	Opp.	W/L	P/S	No	Yds	Avg	Lg	TD
Sept 8	NE	L	S	1	18	18.0	18t	1
Sept 15	Car	W	S	4	68	17.0	28	0
Sept 22	@ NYJ	L	S	2	35	17.5	29	0
Sept 29	Bal	W	S	4	80	20.0	42t	1
Oct 3	@ Cle	L	S	5	64	12.8	24	0
Oct 13	Cin	L	S	2	9	4.5	6	0
Oct 20	@ Mia	W	S	3	24	8.0	11	0
Oct 27	@ NO	L	S	1	7	7.0	7	0
Nov 3	KC	L	S	4	44	11.0	18	0
Nov 10	@ Pit	L	IA					
Nov 17	NYJ	W	IA					
Dec 1	Atl	L	S	2	39	19.5	33	0
Dec 8	@ TB	L	S	3	20	6.7	9	0
Dec 15	@ Jax	W	S	5	82	16.4	20	1
Dec 22	Mia	W	S	3	70	23.3	57	0
Dec 29	@ NE	L	S	1	27	27.0	27	0
Totals		6-10	14/14	40	587	14.7	57	3

## 2014 Buffalo Bills

		RECEIVING						
Date	Opp.	W/L	P/S	No	Yds	Avg	Lg	TD
Sept 7	@ Chi	W	S	4	78	19.5	32	0
Sept 14	Mia	W	S	1	5	5.0	5	0
Sept 21	SD	L	S	3	19	6.3	15	0
Sept 28	@ Hou	L	S	3	17	5.7	13	0
Oct 5	@ Det	W	S	3	37	12.3	18	0
Oct 12	NE	L	S	7	78	11.1	35	1
Oct 19	Min	W	S	4	10	2.5	7	0
Oct 26	@ NYJ	W	S	3	50	16.7	25	1
Nov 9	KC	L	S	6	52	8.7	20	0
Nov 13	@ Mia	L	S	2	15	7.5	9	0
Nov 23	NYJ	W	S	9	118	13.1	37	1
Nov 30	Cle	W	S	4	71	17.8	34	0
Dec 7	@ Den	L	S	3	36	12.0	17	0
Dec 14	GB	W	S	2	22	11.0	18	0
Dec 21	@ Oak	L	S	7	52	7.4	30t	1
Dec 28	@ NE	W	p	4	39	9.8	20	1
Totals		9-7	16/15	65	699	10.8	37	5

## 2015 Buffalo Bills

		RECEIVING						
Date	Opp.	W/L	P/S	No	Yds	Avg	Lg	TD
Sept 13	Ind	W	p	2	27	13.5	15	0
Sept 20	NE	L	p	3	60	20.0	32t	1
Sept 27	@ Mia	W	p	4	38	9.5	16	0
Oct 4	NYG	L	p	3	33	11.0	17	0
Oct 11	@ Ten	W	S	1	6	6.0	6	0
Oct 18	Cin	L	S	4	47	11.8	22	0
Oct 25	@ Jax	L	S	9	84	9.3	16t	1
Nov 8	Mia	W	S	0	0	-	0	0
Nov 12	@ NYJ	W	S	3	19	6.3	10	0
Nov 23	@ NE	L	S	4	44	11.0	18	0
Nov 29	@ KC	L	S	3	25	8.3	12	0
Dec 6	Hou	W	S	2	19	9.5	17	1
Dec 13	@ Phi	L	p	5	106	21.2	37	0
Dec 20	@ Was	L	S	4	44	11.0	17	0
Dec 27	Dal	W	IA					
Jan 3	NYJ	W	IA					
Totals		8-8	14/9	47	552	11.7	37	3

## 2016 Buffalo Bills

		RECEIVING						
Date	Opp.	W/L	P/S	No	Yds	Avg	Lg	TD
Sept 11	@ Bal	L	S	4	20	5.0	9	0
Sept 15	NYJ	L	S	1	10	10.0	10	0
Sept 25	Ari	W	S	6	51	8.5	24	0
Oct 2	@ NE	W	S	7	89	12.7	23	0
Oct 9	@ LAR	W	S	2	26	13.0	17	0
Oct 16	SF	W	S	5	44	8.8	18	1
Oct 23	@ Mia	L	IA					
Oct 30	NE	L	p	4	50	12.5	20	0
Nov 7	@ Sea	L	S	10	162	16.2	29	0
Nov 20	@ Cin	W	S	3	41	13.7	24	0
Nov 27	Jax	W	IA					
Dec 4	@ Oak	L	IA					
Dec 11	Pit	L	p	1	29	29.0	29	0
Dec 18	Cle	W	p	1	5	5.0	5	0
Dec 24	Mia	L	S	3	43	14.3	34	0
Jan 1	@ NYJ	L	S	4	43	10.8	16	0
Totals		7-9	13/10	51	613	12.0	34	1

## 2017 Los Angeles Rams

		RECEIVING						
Date	Opp.	W/L	P/S	No	Yds	Avg	Lg	TD
Sept 10	Ind	W	S	3	53	17.7	27	0
Sept 17	Was	L	S	1	8	8.0	8	0
Sept 21	@ SF	W	S	6	108	18.0	31	0
Oct 1	@ Dal	W	S	2	17	8.5	19	0
Oct 8	Sea	L	S	5	66	13.2	20	0
Oct 15	@ Jax	W	S	5	70	14.0	22	0
Oct 22	Ari	W	S	5	59	11.8	17	0
Nov 5	@ NYG	W	S	4	70	17.5	52t	2
Nov 12	Hou	W	p	8	171	21.4	94t	2
Nov 19	@ Min	L	S	8	81	10.1	23	0
Nov 26	NO	W	IA					
Dec 3	@ Ari	W	IA					
Dec 10	Phi	L	IA					
Dec 17	@ Sea	W	S	6	45	7.5	14	1
Dec 24	@ Ten	W	S	3	33	11.0	13	0
Dec 31	SF	L	DNP					
Totals		11-5	12/11	56	781	13.9	94t	5
Playoffs								
Jan 6	Atl	L	S	9	142	15.8	38	0
Totals		0-1	1/1	9	142	15.8	38	0

## 2018 Los Angeles Rams

		RECEIVING						
Date	Opp.	W/L	P/S	No	Yds	Avg	Lg	TD
Sept 10	@ Oak	W	S	3	37	12.3	20	0
Sept 16	Ari	W	S	6	81	13.5	21	0
Sept 23	LAC	W	S	10	104	10.4	22	2
Sept 27	Min	W	S	5	101	20.2	36	1
Oct 7	@ Sea	W	S	5	92	18.4	31	0
Oct 14	@ Den	W	S	7	109	15.6	28	0
Oct 21	@ SF	W	S	5	78	15.6	32	0
Oct 28	GB	W	S	5	70	14.0	19	0
Nov 4	@ NO	L	S	5	71	14.2	19	0
Nov 11	Sea	W	S	4	89	22.3	35	0
Nov 19	KC	W	S	4	72	18.0	36	1
Dec 2	@ Det	W	S	5	67	13.4	23	1
Dec 9	@ Chi	L	S	7	61	8.7	29	0
Dec 16	Phi	L	S	7	74	10.6	20	0
Dec 23	@ Ari	W	S	6	89	14.8	39t	1
Dec 30	SF	W	S	2	24	12.0	18	0
Totals		13-3	16/16	86	1,219	14.2	39t	6
Playoffs								
Jan 12	Dal	W	S	6	69	11.5	18	0
Jan 20	@ NO	W	S	6	33	5.5	16	0
Feb 3	NE	L	S	5	70	14.0	18	0
Totals		2-1	3/3	17	172	10.1	18	0

# ROBERT WOODS' GAME-BY-GAME CONT.

## 2019 Los Angeles Rams

		RECEIVING						
Date	Opp.	W/L	P/S	No	Yds	Avg	Lg	TD
Sept 8	@ Car	W	S	8	70	8.8	22	0
Sept 15	NO	W	S	2	33	16.5	19	0
Sept 22	@ Cle	W	S	3	40	13.3	18	0
Sept 29	TB	L	S	13	164	12.6	37	0
Oct 3	@ Sea	L	S	5	48	9.6	17	0
Oct 13	SF	L	S	0	0	-	0	0
Oct 20	@ Atl	W	S	5	80	16.0	25	0
Oct 27	Cin	W	S	2	36	18.0	31	0
Nov 10	@ Pit	L	S	7	95	13.6	24	0
Nov 17	Chi	W	IA					
Nov 25	Bal	L	S	6	97	16.2	38	0
Dec 1	@ Ari	W	S	13	172	13.2	48	0
Dec 8	Sea	W	S	7	98	14.0	20	1
Dec 15	@ Dal	L	S	4	17	4.3	6	0
Dec 21	SF	L	S	8	117	14.6	29	0
Dec 29	Ari	W	S	7	67	9.6	37	1
<b>Totals</b>		<b>9-7</b>	<b>15/15</b>	<b>90</b>	<b>1,134</b>	<b>12.6</b>	<b>48</b>	<b>2</b>

## 2020 Los Angeles Rams

		RECEIVING						
Date	Opp.	W/L	P/S	No	Yds	Avg	Lg	TD
Sept 13	Dal	W	S	6	105	17.5	31	0
Sept 20	@ Phi	W	S	2	14	7.0	13	0
Sept 27	@ Buf	L	S	5	74	14.8	31	1
Oct 4	NYG	W	S	6	36	6.0	15	0
Oct 11	@ Was	W	S	4	71	17.8	56t	1
Oct 18	@ SF	L	S	4	29	7.3	12	1
Oct 26	Chi	W	S	3	22	7.3	13	0
Nov 1	@ Mia	L	S	7	85	12.1	26	1
Nov 15	Sea	W	S	5	33	6.6	8	0
Nov 23	@ TB	W	S	12	130	10.8	35	1
Nov 29	SF	L	S	7	80	11.4	30	0
Dec 6	@ Ari	W	S	10	85	8.5	18	0
Dec 10	NE	W	S	5	32	6.4	14	0
Dec 19	NYJ	L	S	6	56	9.3	16	1
Dec 27	@ Sea	L	S	4	48	12.0	19	0
Jan 3	Ari	W	S	4	36	9.0	27	0
<b>Totals</b>		<b>10-6</b>	<b>16/16</b>	<b>90</b>	<b>936</b>	<b>10.4</b>	<b>56t</b>	<b>6</b>
<b>Playoffs</b>								
Jan 9	Cin	W	S	4	48	12.0	20	1
Jan 16	@ GB	L	S	8	48	6.0	19	0
<b>Totals</b>		<b>1-1</b>	<b>2/2</b>	<b>12</b>	<b>96</b>	<b>8.0</b>	<b>20</b>	<b>1</b>

## 2021 Los Angeles Rams

		RECEIVING						
Date	Opp.	W/L	P/S	No	Yds	Avg	Lg	TD
Sept 12	Chi	W	S	3	27	9.0	19	1
Sept 19	@ Ind	W	S	5	64	12.8	16	0
Sept 26	TB	W	S	3	33	11.0	20	0
Oct 3	Ari	L	S	4	48	12.0	18	1
Oct 7	@ Sea	W	S	12	150	12.5	25	0
Oct 17	@ NYG	W	S	2	31	15.5	16	1
Oct 24	Det	W	S	6	70	11.7	22	0
Oct 31	@ Hou	W	S	3	35	11.7	28	1
Nov 7	Ten	L	S	7	98	14.0	22	0
Nov 15	@ SF	IA						
Placed on injured reserve on Nov. 24, 2021								
<b>Totals</b>		<b>7-2</b>	<b>9/9</b>	<b>45</b>	<b>556</b>	<b>12.4</b>	<b>28</b>	<b>4</b>

## 2022 Tennessee Titans

		RECEIVING						
Date	Opp.	W/L	P/S	No	Yds	Avg	Lg	TD
Sept 11	NYG	L	S	1	13	13.0	13	0
Sept 19	@ Buf							
Sept 25	LV							
Oct 2	@ Ind							
Oct 9	@ Was							
Oct 23	Ind							
Oct 30	@ Hou							
Nov 6	@ KC							
Nov 13	Den							
Nov 17	@ GB							
Nov 27	Cin							
Dec 4	@ Phi							
Dec 11	Jax							
Dec 18	@ LAC							
Dec 24	Hou							
Dec 29	Dal							
Jan 7/8	@ Jax							
<b>Totals</b>		<b>0-1</b>	<b>1/1</b>	<b>1</b>	<b>13</b>	<b>13.0</b>	<b>13</b>	<b>0</b>

## ROBERT WOODS' NFL STATISTICS

### REGULAR SEASON

Year	Team	REGULAR SEASON		RECEIVING					RUSHING				
		GP	GS	No	Yds	Avg	Lg	TD	Att	Yds	Avg	Lg	TD
2013	Buffalo	14	14	40	587	14.7	57	3	2	16	8.0	13	0
2014	Buffalo	16	15	65	699	10.8	37	5	0	0	-	0	0
2015	Buffalo	14	9	47	552	11.7	37	3	1	0	-	0	0
2016	Buffalo	13	10	51	613	12.0	34	1	1	6	6.0	6	0
2017	L.A. Rams	12	11	56	781	13.9	94t	5	2	12	6.0	8	0
2018	L.A. Rams	16	16	86	1,219	14.2	39t	6	19	157	8.3	56	1
2019	L.A. Rams	15	15	90	1,134	12.6	48	2	17	115	6.8	20	1
2020	L.A. Rams	16	16	90	936	10.4	56t	6	24	155	6.5	40	2
2021	L.A. Rams	9	9	45	556	12.4	28	4	8	46	5.8	16t	1
2022	Tennessee	1	1	1	13	13.0	13	0	0	0	-	0	0
NFL Totals		126	116	571	7,090	12.4	94t	35	74	507	6.9	56	5

### PLAYOFFS

Year	Team	PLAYOFFS		RECEIVING					RUSHING				
		GP	GS	No	Yds	Avg	Lg	TD	Att	Yds	Avg	Lg	TD
2017	L.A. Rams	1	1	9	142	15.8	38	0	0	0	-	0	0
2018	L.A. Rams	3	3	17	172	10.1	18	0	4	11	2.8	9	0
2020	L.A. Rams	2	2	12	96	8.0	20	1	1	-3	-3.0	-3	0
NFL Totals		6	6	38	410	10.8	38	1	5	8	1.6	9	0

### Single-Game Highs

Receptions - 13 (Twice, last at Arizona 12/1/19)  
 Receiving Yards - 172 at Arizona (12/1/19)  
 Long Reception - 94t vs. Houston (11/12/17)  
 Receiving Touchdowns - 2 (Three times, last vs. L.A. Chargers 9/23/18)  
 Rushes - 4 (Twice, last vs. Chicago 10/26/20)  
 Rushing Yards - 53 at Seattle (10/7/18)  
 Long Rush - 56 at Seattle (10/7/18)  
 Rushing Touchdowns - 1 (Five times, last at Houston 10/31/21)

### Playoff Single-Game Highs

Receptions - 9 vs. Atlanta (1/6/18)  
 Receiving Yards - 142 vs. Atlanta (1/6/18)  
 Long Reception - 38 vs. Atlanta (1/6/18)  
 Receiving Touchdowns - 1 at Seattle (1/9/21)  
 Rushes - 2 at New Orleans (1/20/19)  
 Rushing Yards - 9 vs. Dallas (1/12/19)  
 Long Rush - 9 vs. Dallas (1/12/19)

### Additional Career Statistics

Punt Returns - 1 for 11 yards (2014), 1 FC (2018)  
 Kickoff Returns - 1 for 9 yards (2013), 1 for 0 yards (2018)  
 Misc. Tackles - 4 (2013), 4 (2014), 4 (2015), 2 (2018), 3 (2019), 2 (2020), 1 (2021)





TENNESSEE TITANS  
**NFL STATISTICS**

WEEK 1 / THROUGH SUNDAY, SEPTEMBER 11, 2022

OFFENSE	LA-C	K.C.	Car.	NY-G	Ind.	Jax	Miami	Balt.
GAMES (Won-Lost)	1-0	1-0	0-1	1-0	0-0-1	0-1	1-0	1-0
FIRST DOWNS	18	33	15	19	33	24	18	13
Rushing	5	7	5	11	11	6	3	4
Passing	12	22	7	7	20	13	13	8
Penalty	1	4	3	1	2	5	2	1
YDS GAINED (tot)	355	488	261	394	517	383	307	274
Avg per Game	355.0	488.0	261.0	394.0	517.0	383.0	307.0	274.0
RUSHING (net)	76	128	54	238	177	123	65	63
Avg per Game	76.0	128.0	54.0	238.0	177.0	123.0	65.0	63.0
Rushes	31	27	19	32	38	18	23	21
Yards per Rush	2.5	4.7	2.8	7.4	4.7	6.8	2.8	3.0
PASSING (net)	279	360	207	156	340	260	242	211
Avg per Game	279.0	360.0	207.0	156.0	340.0	260.0	242.0	211.0
Passes Att.	34	39	27	21	50	42	33	30
Completed	26	30	16	17	32	24	23	17
Pct Completed	76.5	76.9	59.3	81.0	64.0	57.1	69.7	56.7
Yards Gained	279	360	235	188	352	275	270	213
Sacked	0	0	4	5	2	2	3	2
Yards Lost	0	0	28	32	12	15	28	2
Had intercepted	0	0	1	1	1	1	0	1
Yards Opp Ret	0	0	-4	0	14	1	0	0
Opp TDs on Int	0	0	0	0	0	0	0	0
PUNTS	4	2	5	6	4	3	4	6
Avg Yards	49.0	54.0	50.0	51.5	44.8	50.0	45.8	48.5
PUNT RETURNS	0	5	1	5	5	1	0	2
Avg Return	0.0	8.8	10.0	12.4	6.2	2.0	0.0	8.5
Returned for TD	0	0	0	0	0	0	0	0
KICKOFF RETURNS	1	2	2	2	0	0	2	0
Avg Return	15.0	22.5	17.5	20.5	0.0	0.0	14.0	0.0
Returned for TD	0	0	0	0	0	0	0	0
PENALTIES	5	3	8	8	7	13	4	5
Yards Penalized	21	25	96	45	89	90	20	29
FUMBLES BY	1	5	5	2	5	1	2	1
Fumbles Lost	0	1	0	1	1	0	0	0
Opp Fumbles	3	3	1	2	1	1	2	2
Opp Fum Lost	0	0	0	1	1	1	2	1
POSS. TIME (avg)	32:32	34:42	21:34	28:54	33:57	27:03	32:30	27:30
TOUCHDOWNS	3	6	3	3	2	2	2	3
Rushing	0	1	2	1	1	1	0	0
Passing	3	5	1	2	1	1	1	3
Returns	0	0	0	0	0	0	1	0
EXTRA-PT KICKS	3/3	5/6	3/3	1/1	2/2	1/1	2/2	3/3
2-PT CONVERSIONS	0/0	0/0	0/0	1/2	0/0	0/1	0/0	0/0
FIELD GOALS/FGA	1/2	1/1	1/1	0/0	2/3	3/4	2/2	1/1
POINTS SCORED	24	44	24	21	20	22	20	24
DEFENSE	LA-C	K.C.	Car.	NY-G	Ind.	Jax	Miami	Balt.
POINTS ALLOWED	19	21	26	20	20	28	7	9
OPP FIRST DOWNS	18	18	23	19	20	26	17	24
Rushing	1	6	11	2	4	7	5	3
Passing	17	12	7	13	12	16	10	18
Penalty	0	0	5	4	4	3	2	3
OPP YARDS GAINED	320	282	355	359	299	390	271	378
Avg per Game	320.0	282.0	355.0	359.0	299.0	390.0	271.0	378.0
OPP RUSHING (net)	64	103	217	93	77	85	78	83
Avg per Game	64.0	103.0	217.0	93.0	77.0	85.0	78.0	83.0
Rushes	13	22	39	26	28	28	22	17
Yards per Rush	4.9	4.7	5.6	3.6	2.8	3.0	3.5	4.9
OPP PASSING (net)	256	179	138	266	222	305	193	295
Avg per Game	256.0	179.0	138.0	266.0	222.0	305.0	193.0	295.0
Passes Att.	37	38	34	33	37	41	30	59
Completed	22	24	18	20	23	27	21	37
Pct Completed	59.5	63.2	52.9	60.6	62.2	65.9	70.0	62.7
Sacked	6	3	1	1	3	1	2	3
Yards Lost	39	26	9	0	18	8	20	12
INTERCEPTED BY	3	0	0	0	0	2	1	1
Yards Returned	22	0	0	0	0	12	31	33
Returned for TD	0	0	0	0	0	0	0	0
OPP PUNT RETURNS	2	1	5	4	0	2	2	2
Avg return	2.0	-1.0	5.8	15.5	0.0	11.0	6.0	15.0
OPP KICKOFF RET	0	2	1	2	0	2	1	2
Avg return	0.0	34.0	29.0	16.5	0.0	22.0	28.0	24.0
OPP TOUCHDOWNS	2	3	2	2	2	4	1	1
Rushing	0	1	1	0	0	0	0	0
Passing	2	2	1	2	2	4	1	1
Returns	0	0	0	0	0	0	0	0



WEEK 1 / THROUGH SUNDAY, SEPTEMBER 11, 2022

OFFENSE	N.E.	Pitt.	NY-J	Clev.	T.B.	N.O.	Wash.	Det.
GAMES (Won-Lost)	0-1	1-0	0-1	1-0	1-0	1-0	1-0	0-1
FIRST DOWNS	17	13	24	23	18	18	26	23
Rushing	5	4	3	11	9	5	7	9
Passing	10	8	18	7	9	12	16	12
Penalty	2	1	3	5	0	1	3	2
YDS GAINED (tot)	271	267	378	355	347	385	390	386
Avg per Game	271.0	267.0	378.0	355.0	347.0	385.0	390.0	386.0
RUSHING (net)	78	75	83	217	152	151	85	181
Avg per Game	78.0	75.0	83.0	217.0	152.0	151.0	85.0	181.0
Rushes	22	22	17	39	33	19	28	28
Yards per Rush	3.5	3.4	4.9	5.6	4.6	7.9	3.0	6.5
PASSING (net)	193	192	295	138	195	234	305	205
Avg per Game	193.0	192.0	295.0	138.0	195.0	234.0	305.0	205.0
Passes Att.	30	38	59	34	27	34	41	37
Completed	21	21	37	18	18	23	27	21
Pct Completed	70.0	55.3	62.7	52.9	66.7	67.6	65.9	56.8
Yards Gained	213	194	307	147	212	269	313	215
Sacked	2	1	3	1	2	4	1	1
Yards Lost	20	2	12	9	17	35	8	10
Had intercepted	1	0	1	0	1	0	2	1
Yards Opp Ret	31	0	33	0	0	0	12	27
Opp TDs on Int	0	0	0	0	0	0	0	1
PUNTS	3	8	6	4	3	5	3	4
Avg Yards	39.3	48.5	42.2	46.8	50.7	54.4	49.0	46.3
PUNT RETURNS	2	1	2	5	3	1	2	3
Avg Return	6.0	20.0	15.0	5.8	9.3	12.0	11.0	5.0
Returned for TD	0	0	0	0	0	0	0	0
KICKOFF RETURNS	1	1	2	1	0	0	2	0
Avg Return	28.0	1.0	24.0	29.0	0.0	0.0	22.0	0.0
Returned for TD	0	0	0	0	0	0	0	0
PENALTIES	3	8	6	9	5	8	6	7
Yards Penalized	15	59	81	71	25	99	63	65
FUMBLES BY	2	1	2	1	0	1	1	1
Fumbles Lost	2	0	1	0	0	1	1	0
Opp Fumbles	2	2	1	5	0	3	1	0
Opp Fum Lost	0	1	0	0	0	2	0	0
POSS. TIME (avg)	27:30	22:32	32:30	38:26	32:42	26:16	32:57	28:26
TOUCHDOWNS	1	2	1	2	1	3	4	5
Rushing	0	0	0	1	0	1	0	3
Passing	1	1	1	1	1	2	4	2
Returns	0	1	0	0	0	0	0	0
EXTRA-PT KICKS	1/1	2/2	0/1	2/2	1/1	1/1	2/2	5/5
2-PT CONVERSIONS	0/0	0/0	0/0	0/0	0/0	1/2	1/2	0/0
FIELD GOALS/FGA	0/0	3/4	1/2	4/4	4/5	2/3	0/0	0/0
POINTS SCORED	7	23	9	26	19	27	28	35
DEFENSE	N.E.	Pitt.	NY-J	Clev.	T.B.	N.O.	Wash.	Det.
POINTS ALLOWED	20	20	24	24	3	26	22	38
OPP FIRST DOWNS	18	32	13	15	12	26	24	27
Rushing	3	5	4	5	4	13	6	13
Passing	13	22	8	7	8	8	13	12
Penalty	2	5	1	3	0	5	5	2
OPP YARDS GAINED	307	432	274	261	244	416	383	455
Avg per Game	307.0	432.0	274.0	261.0	244.0	416.0	383.0	455.0
OPP RUSHING (net)	65	133	63	54	71	201	123	216
Avg per Game	65.0	133.0	63.0	54.0	71.0	201.0	123.0	216.0
Rushes	23	34	21	19	18	38	18	39
Yards per Rush	2.8	3.9	3.0	2.8	3.9	5.3	6.8	5.5
OPP PASSING (net)	242	299	211	207	173	215	260	239
Avg per Game	242.0	299.0	211.0	207.0	173.0	215.0	260.0	239.0
Passes Att.	33	53	30	27	42	33	42	32
Completed	23	33	17	16	21	20	24	18
Pct Completed	69.7	62.3	56.7	59.3	50.0	60.6	57.1	56.3
Sacked	3	7	2	4	4	0	2	1
Yards Lost	28	39	2	28	25	0	15	4
INTERCEPTED BY	0	4	1	1	1	0	1	0
Yards Returned	0	31	0	-4	15	0	1	0
Returned for TD	0	1	0	0	0	0	0	0
OPP PUNT RETURNS	0	5	2	1	1	3	1	2
Avg return	0.0	6.2	8.5	10.0	3.0	14.0	2.0	6.5
OPP KICKOFF RET	2	0	0	2	4	0	0	3
Avg return	14.0	0.0	0.0	17.5	19.3	0.0	0.0	12.7
OPP TOUCHDOWNS	2	2	3	3	0	2	2	5
Rushing	0	0	0	2	0	2	1	4
Passing	1	2	3	1	0	0	1	0
Returns	1	0	0	0	0	0	0	1

WEEK 1 / THROUGH SUNDAY, SEPTEMBER 11, 2022

OFFENSE	Atl.	LA-R	Sea.	S.F.	Ariz.	L.V.	Cin.	Dal.
GAMES (Won-Lost)	0-1	0-1	0-0	0-1	0-1	0-1	0-1	0-1
FIRST DOWNS	26	19	0	17	18	18	32	12
Rushing	13	3	0	11	6	1	5	4
Passing	8	14	0	5	12	17	22	8
Penalty	5	2	0	1	0	0	5	0
YDS GAINED (tot)	416	243	0	331	282	320	432	244
Avg per Game	416.0	243.0	0.0	331.0	282.0	320.0	432.0	244.0
RUSHING (net)	201	52	0	176	103	64	133	71
Avg per Game	201.0	52.0	0.0	176.0	103.0	64.0	133.0	71.0
Rushes	38	18	0	37	22	13	34	18
Yards per Rush	5.3	2.9	0.0	4.8	4.7	4.9	3.9	3.9
PASSING (net)	215	191	0	155	179	256	299	173
Avg per Game	215.0	191.0	0.0	155.0	179.0	256.0	299.0	173.0
Passes Att.	33	41	0	28	38	37	53	42
Completed	20	29	0	13	24	22	33	21
Pct Completed	60.6	70.7	0.0	46.4	63.2	59.5	62.3	50.0
Yards Gained	215	240	0	164	205	295	338	198
Sacked	0	7	0	2	3	6	7	4
Yards Lost	0	49	0	9	26	39	39	25
Had intercepted	0	3	0	1	0	3	4	1
Yards Opp Ret	0	29	0	26	0	22	31	15
Opp TDs on Int	0	0	0	0	0	0	1	0
PUNTS	4	4	0	4	5	2	3	5
Avg Yards	45.0	45.3	0.0	40.3	51.0	53.0	52.7	50.8
PUNT RETURNS	3	0	0	2	1	2	5	1
Avg Return	14.0	0.0	0.0	11.5	-1.0	2.0	6.2	3.0
Returned for TD	0	0	0	0	0	0	0	0
KICKOFF RETURNS	0	4	0	2	2	0	0	4
Avg Return	0.0	16.8	0.0	21.0	34.0	0.0	0.0	19.3
Returned for TD	0	0	0	0	0	0	0	0
PENALTIES	8	4	0	12	5	3	4	10
Yards Penalized	55	30	0	99	49	11	27	73
FUMBLES BY	3	1	0	2	3	3	2	0
Fumbles Lost	2	0	0	1	0	0	1	0
Opp Fumbles	1	2	0	0	5	1	1	0
Opp Fum Lost	1	2	0	0	1	0	0	0
POSS. TIME (avg)	33:44	28:46	---	33:28	25:18	27:28	37:28	27:18
TOUCHDOWNS	2	1	0	1	3	2	2	0
Rushing	2	0	0	1	1	0	0	0
Passing	0	1	0	0	2	2	2	0
Returns	0	0	0	0	0	0	0	0
EXTRA-PT KICKS	2/2	1/1	0/0	1/1	1/1	1/1	0/1	0/0
2-PT CONVERSIONS	0/0	0/0	0/0	0/0	1/2	0/1	1/1	0/0
FIELD GOALS/FGA	4/5	1/1	0/0	1/1	0/0	2/2	2/3	1/1
POINTS SCORED	26	10	0	10	21	19	20	3
DEFENSE	Atl.	LA-R	Sea.	S.F.	Ariz.	L.V.	Cin.	Dal.
POINTS ALLOWED	27	31	0	19	44	24	23	19
OPP FIRST DOWNS	18	23	0	15	33	18	13	18
Rushing	5	7	0	6	7	5	4	9
Passing	12	15	0	4	22	12	8	9
Penalty	1	1	0	5	4	1	1	0
OPP YARDS GAINED	385	413	0	204	488	355	267	347
Avg per Game	385.0	413.0	0.0	204.0	488.0	355.0	267.0	347.0
OPP RUSHING (net)	151	121	0	99	128	76	75	152
Avg per Game	151.0	121.0	0.0	99.0	128.0	76.0	75.0	152.0
Rushes	19	25	0	37	27	31	22	33
Yards per Rush	7.9	4.8	0.0	2.7	4.7	2.5	3.4	4.6
OPP PASSING (net)	234	292	0	105	360	279	192	195
Avg per Game	234.0	292.0	0.0	105.0	360.0	279.0	192.0	195.0
Passes Att.	34	31	0	17	39	34	38	27
Completed	23	26	0	8	30	26	21	18
Pct Completed	67.6	83.9	0.0	47.1	76.9	76.5	55.3	66.7
Sacked	4	2	0	2	0	0	1	2
Yards Lost	35	5	0	16	0	0	2	17
INTERCEPTED BY	0	2	0	1	0	0	0	1
Yards Returned	0	5	0	1	0	0	0	0
Returned for TD	0	0	0	0	0	0	0	0
OPP PUNT RETURNS	1	1	0	1	5	0	1	3
Avg return	12.0	21.0	0.0	0.0	8.8	0.0	20.0	9.3
OPP KICKOFF RET	0	0	0	2	2	1	1	0
Avg return	0.0	0.0	0.0	24.0	22.5	15.0	1.0	0.0
OPP TOUCHDOWNS	3	4	0	3	6	3	2	1
Rushing	1	1	0	1	1	0	0	0
Passing	2	3	0	2	5	3	1	1
Returns	0	0	0	0	0	0	1	0



WEEK 1 / THROUGH SUNDAY, SEPTEMBER 11, 2022

OFFENSE	Hou.	Denv.	Chi.	G.B.	Tenn.	Buff.	Minn.	Phil.
GAMES (Won-Lost)	0-0-1	0-0	1-0	0-1	0-1	1-0	1-0	1-0
FIRST DOWNS	20	0	15	21	19	23	19	27
Rushing	4	0	6	8	2	7	7	13
Passing	12	0	4	13	13	15	12	12
Penalty	4	0	5	0	4	1	0	2
YDS GAINED (tot)	299	0	204	338	359	413	395	455
Avg per Game	299.0	0.0	204.0	338.0	359.0	413.0	395.0	455.0
RUSHING (net)	77	0	99	111	93	121	126	216
Avg per Game	77.0	0.0	99.0	111.0	93.0	121.0	126.0	216.0
Rushes	28	0	37	18	26	25	28	39
Yards per Rush	2.8	0.0	2.7	6.2	3.6	4.8	4.5	5.5
PASSING (net)	222	0	105	227	266	292	269	239
Avg per Game	222.0	0.0	105.0	227.0	266.0	292.0	269.0	239.0
Passes Att.	37	0	17	39	33	31	32	32
Completed	23	0	8	26	20	26	23	18
Pct Completed	62.2	0.0	47.1	66.7	60.6	83.9	71.9	56.3
Yards Gained	240	0	121	260	266	297	277	243
Sacked	3	0	2	4	1	2	1	1
Yards Lost	18	0	16	33	0	5	8	4
Had intercepted	0	0	1	1	0	2	0	0
Yards Opp Ret	0	0	1	0	0	5	0	0
Opp TDs on Int	0	0	0	0	0	0	0	0
PUNTS	7	0	6	4	6	0	5	3
Avg Yards	45.4	0.0	46.2	44.8	57.0	0.0	46.4	45.7
PUNT RETURNS	0	0	1	1	4	1	1	2
Avg Return	0.0	0.0	0.0	12.0	15.5	21.0	7.0	6.5
Returned for TD	0	0	0	0	0	0	0	0
KICKOFF RETURNS	0	0	2	1	2	0	1	3
Avg Return	0.0	0.0	24.0	14.0	16.5	0.0	25.0	12.7
Returned for TD	0	0	0	0	0	0	0	0
PENALTIES	6	0	3	2	7	5	3	10
Yards Penalized	40	0	24	10	50	35	20	61
FUMBLES BY	1	0	0	1	2	2	0	0
Fumbles Lost	1	0	0	1	1	2	0	0
Opp Fumbles	5	0	2	0	2	1	1	1
Opp Fum Lost	1	0	1	0	1	0	1	0
POSS. TIME (avg)	26:03	---	26:32	28:37	31:06	31:14	31:23	31:34
TOUCHDOWNS	2	0	3	1	2	4	2	5
Rushing	0	0	1	1	0	1	0	4
Passing	2	0	2	0	2	3	2	0
Returns	0	0	0	0	0	0	0	1
EXTRA-PT KICKS	2/2	0/0	1/3	1/1	2/2	4/4	2/2	5/5
2-PT CONVERSIONS	0/0	0/0	0/0	0/0	0/0	0/0	0/0	0/0
FIELD GOALS/FGA	2/2	0/0	0/0	0/0	2/3	1/1	3/3	1/1
POINTS SCORED	20	0	19	7	20	31	23	38
DEFENSE	Hou.	Denv.	Chi.	G.B.	Tenn.	Buff.	Minn.	Phil.
POINTS ALLOWED	20	0	10	23	21	10	7	35
OPP FIRST DOWNS	33	0	17	19	19	19	21	23
Rushing	11	0	11	7	11	3	8	9
Passing	20	0	5	12	7	14	13	12
Penalty	2	0	1	0	1	2	0	2
OPP YARDS GAINED	517	0	331	395	394	243	338	386
Avg per Game	517.0	0.0	331.0	395.0	394.0	243.0	338.0	386.0
OPP RUSHING (net)	177	0	176	126	238	52	111	181
Avg per Game	177.0	0.0	176.0	126.0	238.0	52.0	111.0	181.0
Rushes	38	0	37	28	32	18	18	28
Yards per Rush	4.7	0.0	4.8	4.5	7.4	2.9	6.2	6.5
OPP PASSING (net)	340	0	155	269	156	191	227	205
Avg per Game	340.0	0.0	155.0	269.0	156.0	191.0	227.0	205.0
Passes Att.	50	0	28	32	21	41	39	37
Completed	32	0	13	23	17	29	26	21
Pct Completed	64.0	0.0	46.4	71.9	81.0	70.7	66.7	56.8
Sacked	2	0	2	1	5	7	4	1
Yards Lost	12	0	9	8	32	49	33	10
INTERCEPTED BY	1	0	1	0	1	3	1	1
Yards Returned	14	0	26	0	0	29	0	27
Returned for TD	0	0	0	0	0	0	0	1
OPP PUNT RETURNS	5	0	2	1	5	0	1	3
Avg return	6.2	0.0	11.5	7.0	12.4	0.0	12.0	5.0
OPP KICKOFF RET	0	0	2	1	2	4	1	0
Avg return	0.0	0.0	21.0	25.0	20.5	16.8	14.0	0.0
OPP TOUCHDOWNS	2	0	1	2	3	1	1	5
Rushing	1	0	1	0	1	0	1	3
Passing	1	0	0	2	2	1	0	2
Returns	0	0	0	0	0	0	0	0

OFFENSE	NFL/Avg
GAMES (Won-Lost)	---
FIRST DOWNS	19.4
Rushing	6.1
Passing	11.3
Penalty	2.0
YDS GAINED (tot)	327.8
Avg per Game	349.6
RUSHING (net)	112.2
Avg per Game	119.6
Rushes	24.9
Yards per Rush	4.5
PASSING (net)	215.6
Avg per Game	230.0
Passes Att.	33.4
Completed	21.2
Pct Completed	63.3
Yards Gained	231.3
Sacked	2.4
Yards Lost	15.7
Had intercepted	0.8
Yards Opp Ret	7.6
Opp TDs on Int	0.1
PUNTS	4.0
Avg Yards	48.0
PUNT RETURNS	1.9
Avg Return	8.9
Returned for TD	0.0
KICKOFF RETURNS	1.2
Avg Return	19.6
Returned for TD	0.0
PENALTIES	5.8
Yards Penalized	46.2
FUMBLES BY	1.6
Fumbles Lost	0.5
Opp Fumbles	1.6
Opp Fum Lost	0.5
POSS. TIME (avg)	30:00
TOUCHDOWNS	2.3
Rushing	0.7
Passing	1.5
Returns	0.1
EXTRA POINTS (tot)	92%
Kicks Made/2Pt	45%
FIELD GOALS/FGA	1/2
POINTS SCORED	20.0
DEFENSE	NFL/Avg
POINTS ALLOWED	20.0
OPP FIRST DOWNS	19.4
Rushing	6.1
Passing	11.3
Penalty	2.0
OPP YARDS GAINED	327.8
Avg per Game	349.6
OPP RUSHING (net)	112.2
Avg per Game	119.6
Rushes	24.9
Yards per Rush	4.5
OPP PASSING (net)	215.6
Avg per Game	230.0
Passes Att.	33.4
Completed	21.2
Pct Completed	63.3
Sacked	2.4
Yards Lost	15.7
INTERCEPTED BY	0.8
Yards Returned	7.6
Returned for TD	0.1
OPP PUNT RETURNS	1.9
Avg return	8.9
OPP KICKOFF RET	1.2
Avg return	19.6
OPP TOUCHDOWNS	2.3
Rushing	0.7
Passing	1.5
Returns	0.1

TEAM RANKINGS						
American Football Conference						
Offense			Defense			
	Total	Rush	Pass	Total	Rush	Pass
Balt.	13	15	12	11	10	12
Buff.	4	6	5	1	*1	3
Cin.	3	3	3	3	6	4
Cleve.	8T	1	15	2	2	6
Denver	16	16	16	16	16	16
Hou.	12	10	11	15	14	15
Ind.	*1	2	2	7	8	8
Jax	5	5	8	12	11	14
K.C.	2	4	*1	6	12	2
L.V.	10	14	9	10	7	11
L.A.-C	8T	11	6	9	4	10
Miami	11	13	10	4	9	5
N.E.	14	9	13	8	5	9
Jets	6	8	4	5	3	7
Pitt.	15	12	14	14	13	13
Tenn.	7	7	7	13	15	1

National Football Conference						
Offense			Defense			
	Total	Rush	Pass	Total	Rush	Pass
Ariz.	11	10	11	15	8	15
Atl.	2	3	6	9	9	9
Car.	12	14	7	6	15	2
Chi.	15	11	15	3	11	3
Dallas	13	13	12	5	10	5
Det.	6	4	8	14	14	10
G.B.	9	9	5	11	7	13
Rams	14	15	10	12	5	14
Minn.	3	8	2	4	4	8
N.O.	7	7	4	13	13	7
Giants	4	*1	13	7	2	12
Phil.	1	2	3	10	12	6
S.F.	10	5	14	*1	3	*1
Sea.	16	16	16	16	16	16
T.B.	8	6	9	2	1	4
Wash.	5	12	1	8	6	11

National Football League						
Offense			Defense			
	Total	Rush	Pass	Total	Rush	Pass
Ariz.	23	16	25	29	20	30
Atl.	5	4	17	20	22	17
Balt.	24	28	18	18	11	26
Buff.	6	14	6	2	*1	7
Car.	27	29	19	15T	29	2
Chi.	30	17	30	12	24	3
Cin.	4	10	4	5	7	8
Cleve.	15T	2	29	4	2	12
Dallas	28	25	26	14	23	10
Denver	31T	31T	31T	31T	31T	31T
Det.	10	5	20	28	28	18
G.B.	18	15	15	24	19	23
Hou.	22	22	16	30	25	29
Ind.	*1	6	2	9	9	15
Jax	12	13	10	22	12	28
K.C.	2	11	*1	8	15	6
L.V.	20	27	11	15T	8	24
L.A.-C	15T	23	7	11	4	20
Rams	29	30	24	25	17	25
Miami	21	26	12	6	10	9
Minn.	7	12	8	13	16	16
N.E.	25	21	22	10	5	19
N.O.	11	9	14	26	27	14
Giants	8	*1	27	17	13	22
Jets	13	20	5	7	3	13
Phil.	3	3	13	21	26	11
Pitt.	26	24	23	27	21	27
S.F.	19	7	28	*1	14	*1
Sea.	31T	31T	31T	31T	31T	31T
T.B.	17	8	21	3	6	5
Tenn.	14	18	9	23	30	4
Wash.	9	19	3	19	18	21

T = Tied for position  
\* = League Leader

WEEK 1 / THROUGH SUNDAY, SEPTEMBER 11, 2022

AFC / TEAM/OFFENSE RANK

Tm	(A)	(B)	(C)	(D)	(E)	(F)	(G)	(H)	(I)	(J)	(K)	(L)	(M)	(N)	(O)	(P)	(Q)
BAL	13	9	15	12	12	6	11t	10t	14t	10	11t	6	9t	7t	10	4t	1t
BUF	4	2	6	5	5	2	13	9	6t	1	11t	1	9t	15	15	2	1t
CIN	3	13	3	8	3	12	14	14	3	3	6	7t	9t	4	11t	8t	10t
CLE	8t	11	1	2	15	15	1t	4	6t	5t	4t	10	1	9	14	3	1t
HOU	12	14	10	14	11	11	1t	12	8	11	11t	13t	9t	11	9	8t	1t
IND	1	5	2	7	2	7	9	6	1t	9	7t	7t	9t	12	4	8t	10t
JAC	5	3	5	1	8	10	10	7	4t	14	7t	11t	9t	5	7	7	8t
KC	2	1	4	6	1	1	1t	1t	1t	2	1t	5	4	2	5	1	1t
LV	10	6	14	3	9	9	15	15	10t	4	4t	11t	9t	3	1	13	1t
LAC	8t	7	11	15	6	3	1t	1t	10t	7t	7t	13t	6	6	2	4t	13t
MIA	11	8	13	13	10	5	1t	13	10t	7t	1t	13t	7	10	6	8t	1t
NE	14	10	9	10	13	8	11t	10t	13	5t	7t	9	2	14	11t	15	15
NYJ	6	12	8	4	4	14	8	8	4t	15	3	4	3	13	11t	14	13t
PIT	15	15	12	11	14	13	1t	3	14t	13	11t	2	8	7t	8	6	8t
TEN	7	4	7	9	7	4	1t	5	9	12	11t	3	5	1	3	8t	10t

AFC / OPPONENT/DEFENSE RANK

Tm	(A)	(B)	(C)	(D)	(E)	(F)	(G)	(H)	(I)	(J)	(K)	(L)	(M)	(N)	(O)	(P)	(Q)	(R)	(S)
BAL	11	6	10	13	12	3	10	11	12	1	12t	14	13	2	1t	2	5t	3	13
BUF	1	1	1	5	3	1	3	2	9t	13	11	1t	9	4	4	3	10t	2	3
CIN	3	2	6	8	4	4	11t	13	1t	4	1t	15	6	7t	9	11	9	11	4
CLE	2	10	2	4	6	12	6	4	3	6	1t	11	10	11	12	12t	10t	7	6
HOU	15	14	14	11	15	10	9	12	15	8	6t	8t	1t	3	13	5t	7t	8t	15
IND	7	3	8	2	8	6	11t	7	11	5	1t	1t	1t	5	6	5t	10t	8t	1
JAC	12	12	11	7	14	14	4	14	13	15	1t	12	12	9t	8	15	1t	13	9
KC	6	4	12	12	2	2	11t	8	5t	3	12t	5	15	12	10	9t	1t	1	2
LV	10	11	7	1	11	15	11t	15	5t	9t	6t	1t	8	9t	14	12t	5t	12	10t
LAC	9	13	4	14	10	7	1	3	5t	12	10	6	1t	15	15	4	10t	5	8
MIA	4	7	9	9	5	9	7t	9t	4	11	6t	7	14	1	1t	1	1t	4	7
NE	8	9	5	3	9	13	11t	6	5t	9t	14t	1t	7	6	11	5t	10t	14	12
NYJ	5	8	3	6	7	11	7t	9t	1t	7	1t	10	1t	7t	5	12t	10t	15	5
PIT	14	5	13	10	13	5	2	5	14	14	9	8t	1t	14	1t	5t	7t	6	14
TEN	13	15	15	15	1	8	5	1	9t	2	14t	13	11	13	7	9t	1t	10	10t

- (A) Total Yards per Game
- (B) Yards per Play
- (C) Rushing Yards per Game
- (D) Rushing Yards per Attempt
- (E) Passing Net Yards per Game
- (F) Passing Net Yards per Play
- (G) Passing, Percent Had Intercepted
- (H) Sacks per Pass Play
- (I) First Downs per Game
- (J) Third Down Efficiency
- (K) Fourth Down Efficiency
- (L) Punt Return Average
- (M) Kickoff Return Average
- (N) Gross Punting Average
- (O) Net Punting Average
- (P) Points per Game
- (Q) Field Goal Percentage
- Combined Offense/Defense Rank
- (R) Points per Game Differential
- (S) Net Yards per Game Differential



WEEK 1 / THROUGH SUNDAY, SEPTEMBER 11, 2022

NFC / TEAM/OFFENSE RANK

Tm	(A)	(B)	(C)	(D)	(E)	(F)	(G)	(H)	(I)	(J)	(K)	(L)	(M)	(N)	(O)	(P)	(Q)
ARI	11	12	10	8	11	13	1t	8	9t	13	4	14	1	3	8	8t	10t
ATL	2	5	3	6	6	6	1t	1	2t	6	10t	1	12t	13	9	5	7t
CAR	12	10	14	14	7	5	10t	13	13t	7	10t	7	8	6	3	6	1t
CHI	15	15	11	15	15	9	14	11t	13t	8t	10t	13	3	10	15	10t	10t
DAL	13	13	13	11	12	15	6	9	15	14t	7	12	7	4	2	15	1t
DET	6	6	4	3	8	10	8	3	4	2	1t	11	12t	9	5t	2	10t
GB	9	9	9	4	5	11	7	10	5	10	8t	3t	10	14	5t	14	10t
LAR	14	14	15	13	10	14	15	14	6t	5	5t	15	9	12	14	12t	1t
MIN	3	3	8	10	2	1	1t	4t	6t	11t	1t	9	2	8	4	7	1t
NO	7	2	7	1	4	7	1t	11t	9t	11t	10t	3t	12t	1	1	4	9
NYG	4	1	1	2	13	8	12	15	6t	14t	1t	2	6	2	11	8t	10t
PHI	1	4	2	5	3	3	1t	4t	1	3	5t	10	11	11	12	1	1t
SF	10	11	5	7	14	12	9	6	12	4	8t	5	5	15	13	12t	1t
TB	8	7	6	9	9	4	10t	7	9t	8t	10t	8	12t	5	5t	10t	7t
WAS	5	8	12	12	1	2	13	2	2t	1	10t	6	4	7	10	3	10t

NFC / OPPONENT/DEFENSE RANK

Tm	(A)	(B)	(C)	(D)	(E)	(F)	(G)	(H)	(I)	(J)	(K)	(L)	(M)	(N)	(O)	(P)	(Q)	(R)	(S)
ARI	15	15	8	6	15	15	9t	14t	15	13	13t	8	12	13	12	15	9t	15	15
ATL	9	13	9	15	9	8	9t	1t	4t	4t	1t	11t	1t	14	14	11	4t	8	6
CAR	6	3	15	11	2	2	9t	12	9t	10	11	5	15	9	3	9t	9t	9	11
CHI	3	4	11	7	3	3	4	6	3	11	7t	10	11	2	4	3	9t	3	13
DAL	5	6	10	5	5	10	3	5	4t	7t	1t	9	1t	11	8t	4t	7t	12t	12
DET	14	11	14	10	10	11	9t	9t	14	12	12	6	7	5	5	14	9t	10	10
GB	11	12	7	4	13	13	9t	9t	6t	4t	13t	7	14	8	11	8	9t	12t	9
LAR	12	14	5	8	14	14	1	7	9t	15	1t	15	1t	1	1	12	9t	14	14
MIN	4	5	4	12	8	4	6	3	8	6	7t	11t	8	3	8t	2	1t	1t	4
NO	13	8	13	9	7	9	9t	14t	13	9	1t	13	1t	4	6	9t	7t	6t	8
NYG	7	9	2	2	12	12	9t	11	6t	3	1t	14	9	15	15	6	4t	6t	5
PHI	10	7	12	13	6	5	5	13	9t	14	13t	4	1t	7	8t	13	1t	5	3
SF	1	1	3	1	1	6	2	1t	2	7t	1t	1	13	6	2	4t	1t	11	1
TB	2	2	1	3	4	1	7t	4	1	1	10	3	10	12	13	1	9t	1t	2
WAS	8	10	6	14	11	7	7t	8	12	2	7t	2	1t	10	7	7	6	4	7

- (A) Total Yards per Game
- (B) Yards per Play
- (C) Rushing Yards per Game
- (D) Rushing Yards per Attempt
- (E) Passing Net Yards per Game
- (F) Passing Net Yards per Play
- (G) Passing, Percent Had Intercepted
- (H) Sacks per Pass Play
- (I) First Downs per Game
- (J) Third Down Efficiency
- (K) Fourth Down Efficiency
- (L) Punt Return Average
- (M) Kickoff Return Average
- (N) Gross Punting Average
- (O) Net Punting Average
- (P) Points per Game
- (Q) Field Goal Percentage
- Combined Offense/Defense Rank
- (R) Points per Game Differential
- (S) Net Yards per Game Differential

WEEK 1 / THROUGH SUNDAY, SEPTEMBER 11, 2022

NFL / TEAM/OFFENSE RANK

Tm	(A)	(B)	(C)	(D)	(E)	(F)	(G)	(H)	(I)	(J)	(K)	(L)	(M)	(N)	(O)	(P)	(Q)
BAL	24	19	28	24	18	11	19t	15t	28t	15t	20t	14	20t	14t	23	9t	1t
BUF	6	2	14	11	6	2	27	14	9t	1	20t	1	20t	30	30	4	1t
CIN	4	24	10	19	4	24	29	26	3	6	13	17t	20t	5	25t	17t	18t
CLE	15t	22	2	6	29	29	1t	7	9t	10t	10t	20	2	16	28	7t	1t
HOU	22	26	22	28	16	19	1t	20	13	20t	20t	27t	20t	22	20	17t	1t
IND	1	11	6	15	2	12	14	11	1t	14	14t	17t	20t	25t	6	17t	18t
JAC	12	7	13	3	10	18	15t	12	7t	26t	14t	23t	20t	10t	14	14	16t
KC	2	1	11	13	1	1	1t	1t	1t	4	1t	13	7	3	7	1	1t
LV	20	12	27	9	11	17	30	28	18t	9	10t	23t	20t	4	1	22t	1t
LAC	15t	16	23	30	7	3	1t	1t	18t	12t	14t	27t	15	12t	2	9t	22t
MIA	21	18	26	27	12	9	1t	21	18t	12t	1t	27t	16t	20	13	17t	1t
NE	25	20	21	21	22	15	19t	15t	24t	10t	14t	19	3	29	25t	28t	24t
NYJ	13	23	20	10	5	26	13	13	7t	30	6t	4	5t	27	25t	27	22t
PIT	26	27	24	22	23	25	1t	5	28t	25	20t	2	19	14t	16	12t	16t
TEN	14	8	18	20	9	5	1t	8	14t	24	20t	3	14	1	3	17t	18t
ARI	23	25	16	14	25	27	1t	19	18t	26t	6t	26	1	7	15	15t	24t
ATL	5	9	4	8	17	13	1t	1t	5t	15t	20t	5	20t	24	17	7t	14t
CAR	27	17	29	26	19	10	22t	27	26t	17	20t	11	12	10t	8	9t	1t
CHI	30	30	17	29	30	20	26	24t	26t	18t	20t	25	5t	19	29	22t	24t
DAL	28	28	25	18	26	30	15t	22	30	28t	12	22	11	8	5	30	1t
DET	10	10	5	4	20	21	18	6	9t	3	1t	21	20t	18	10t	3	24t
GB	18	15	15	5	15	22	17	23	12	20t	14t	7t	16t	25t	10t	28t	24t
LAR	29	29	30	25	24	28	28	29	14t	8	8t	27t	13	23	24	25t	1t
MIN	7	5	12	17	8	4	1t	9t	14t	22t	1t	15	4	17	9	12t	1t
NO	11	4	9	1	14	14	1t	24t	18t	22t	20t	7t	20t	2	4	6	18t
NYG	8	3	1	2	27	16	24	30	14t	28t	1t	6	10	6	19	15t	24t
PHI	3	6	3	7	13	7	1t	9t	4	5	8t	16	18	21	21	2	1t
SF	19	21	7	12	28	23	21	17	24t	7	14t	9	9	28	22	25t	1t
TB	17	13	8	16	21	8	22t	18	18t	18t	20t	12	20t	9	10t	22t	14t
WAS	9	14	19	23	3	6	25	4	5t	2	20t	10	8	12t	18	5	24t

Team/Offense Rank

- (A) Total Yards per Game
- (B) Yards per Play
- (C) Rushing Yards per Game
- (D) Rushing Yards per Attempt
- (E) Passing Net Yards per Game
- (F) Passing Net Yards per Play
- (G) Passing, Percent Had Intercepted
- (H) Sacks per Pass Play
- (I) First Downs per Game
- (J) Third Down Efficiency
- (K) Fourth Down Efficiency
- (L) Punt Return Average
- (M) Kickoff Return Average
- (N) Gross Punting Average
- (O) Net Punting Average
- (P) Points per Game
- (Q) Field Goal Percentage

WEEK 1 / THROUGH SUNDAY, SEPTEMBER 11, 2022

NFL / OPPONENT/DEFENSE RANK

Tm	(A)	(B)	(C)	(D)	(E)	(F)	(G)	(H)	(I)	(J)	(K)	(L)	(M)	(N)	(O)	(P)	(Q)	(R)	(S)
BAL	18	8	11	21	26	5	18	18	23t	1	24t	27	25t	4	4t	4	8t	5	25
BUF	2	2	1	6	7	3	3	2	14t	23	22t	1t	18	8	7	5t	18t	2	3
CIN	5	4	7	9	8	6	19t	26	2t	6	1t	29	12	16t	15	18t	14t	20t	4
CLE	4	14	2	5	12	21	8t	4	4t	14	1t	20	19	20t	23	20t	18t	12	8
HOU	30	20	25	16	29	19	17	20	29t	17	12t	13t	1t	5t	25	10t	10t	15t	30
IND	9	5	9	3	15	12	19t	11	18	10t	1t	1t	1t	9	11	10t	18t	15t	1
JAC	22	17	12	8	28	25	6	27	25t	29	1t	21	23	18t	13	26	1t	23	16
KC	8	6	15	17	6	4	19t	12	8t	4t	24t	5	30	24	16	15t	1t	1	2
LV	15t	15	8	1	24	28	19t	28t	8t	18t	12t	1t	16	18t	29	20t	8t	22	18t
LAC	11	19	4	22	20	14	1	3	8t	22	20t	7t	1t	27	30	7t	18t	9	12t
MIA	6	11	10	10	9	16	11t	15t	6t	20t	12t	12	28	2	4t	2t	1t	6	11
NE	10	13	5	4	19	22	19t	10	8t	18t	26t	1t	14t	11	18	10t	18t	25	20
NYJ	7	12	3	7	13	20	11t	15t	2t	15t	1t	17	1t	16t	8	20t	18t	26	6
PIT	27	7	21	12	27	7	2	5	28	25	18	13t	1t	26	4t	10t	10t	10t	27
TEN	23	28	30	29	4	15	7	1	14t	2t	26t	25	21	25	12	15t	1t	17t	18t
ARI	29	30	20	18	30	30	19t	28t	29t	27	26t	18	24	28	24	30	18t	30	29
ATL	20	27	22	30	17	17	19t	6t	8t	8t	1t	23t	1t	29	27	25	10t	17t	14
CAR	15t	9	29	25	2	2	19t	24	20t	20t	11	29	15	3	23t	18t	19	23	
CHI	12	10	24	19	3	8	10	14	6t	24	12t	22	22	3	9	5t	18t	7	26
DAL	14	18	23	15	10	23	8t	13	8t	12t	1t	19	1t	22	19t	7t	16t	27t	24
DET	28	25	28	24	18	24	19t	21t	27	26	22t	15	13	10	10	29	18t	20t	22
GB	24	26	19	14	23	27	19t	21t	14t	8t	26t	16	27	14	22	18t	18t	27t	21
LAR	25	29	17	20	25	29	4	17	20t	30	1t	30	1t	1	1	27	18t	29	28
MIN	13	16	16	26	16	9	14	8	19	10t	12t	23t	14t	5t	19t	2t	1t	3t	10
NO	26	22	27	23	14	18	19t	28t	25t	15t	1t	26	1t	7	14	23t	16t	13t	17
NYG	17	23	13	11	22	26	19t	23	14t	7	1t	28	17	30	28	10t	10t	13t	12t
PHI	21	21	26	27	11	10	13	25	20t	28	26t	10	1t	13	19t	28	1t	10t	9
SF	1	1	14	2	1	11	5	6t	4t	12t	1t	6	25t	12	2	7t	1t	24	5
TB	3	3	6	13	5	1	15t	9	1	2t	19	9	20	23	26	1	18t	3t	7
WAS	19	24	18	28	21	13	15t	19	23t	4t	12t	7t	1t	20t	17	17	14t	8	15

Opponent/Defense Rank

- (A) Total Yards per Game
- (B) Yards per Play
- (C) Rushing Yards per Game
- (D) Rushing Yards per Attempt
- (E) Passing Net Yards per Game
- (F) Passing Net Yards per Play
- (G) Passing, Percent Had Intercepted
- (H) Sacks per Pass Play
- (I) First Downs per Game
- (J) Third Down Efficiency
- (K) Fourth Down Efficiency
- (L) Punt Return Average
- (M) Kickoff Return Average
- (N) Gross Punting Average
- (O) Net Punting Average
- (P) Points per Game
- (Q) Field Goal Percentage
- Combined Offense/Defense Rank
- (R) Points per Game Differential
- (S) Net Yards per Game Differential

WEEK 1 / THROUGH SUNDAY, SEPTEMBER 11, 2022

AFC / TOTAL OFFENSE

Rank	Team	Total	Rushing	Passing	Total	Rushing	Passing
1)	Indianapolis	517	177	340	517.0	177.0	340.0
2)	Kansas City	488	128	360	488.0	128.0	360.0
3)	Cincinnati	432	133	299	432.0	133.0	299.0
4)	Buffalo	413	121	292	413.0	121.0	292.0
5)	Jacksonville	383	123	260	383.0	123.0	260.0
6)	N.Y. Jets	378	83	295	378.0	83.0	295.0
7)	Tennessee	359	93	266	359.0	93.0	266.0
8t)	Cleveland	355	217	138	355.0	217.0	138.0
8t)	L.A. Chargers	355	76	279	355.0	76.0	279.0
10)	Las Vegas	320	64	256	320.0	64.0	256.0
11)	Miami	307	65	242	307.0	65.0	242.0
12)	Houston	299	77	222	299.0	77.0	222.0
13)	Baltimore	274	63	211	274.0	63.0	211.0
14)	New England	271	78	193	271.0	78.0	193.0
15)	Pittsburgh	267	75	192	267.0	75.0	192.0

AFC / TOTAL DEFENSE

Rank	Team	Total	Rushing	Passing	Total	Rushing	Passing
1)	Buffalo	243	52	191	243.0	52.0	191.0
2)	Cleveland	261	54	207	261.0	54.0	207.0
3)	Cincinnati	267	75	192	267.0	75.0	192.0
4)	Miami	271	78	193	271.0	78.0	193.0
5)	N.Y. Jets	274	63	211	274.0	63.0	211.0
6)	Kansas City	282	103	179	282.0	103.0	179.0
7)	Indianapolis	299	77	222	299.0	77.0	222.0
8)	New England	307	65	242	307.0	65.0	242.0
9)	L.A. Chargers	320	64	256	320.0	64.0	256.0
10)	Las Vegas	355	76	279	355.0	76.0	279.0
11)	Baltimore	378	83	295	378.0	83.0	295.0
12)	Jacksonville	390	85	305	390.0	85.0	305.0
13)	Tennessee	394	238	156	394.0	238.0	156.0
14)	Pittsburgh	432	133	299	432.0	133.0	299.0
15)	Houston	517	177	340	517.0	177.0	340.0

NFC / TOTAL OFFENSE

Rank	Team	Total	Rushing	Passing	Total	Rushing	Passing
1)	Philadelphia	455	216	239	455.0	216.0	239.0
2)	Atlanta	416	201	215	416.0	201.0	215.0
3)	Minnesota	395	126	269	395.0	126.0	269.0
4)	N.Y. Giants	394	238	156	394.0	238.0	156.0
5)	Washington	390	85	305	390.0	85.0	305.0
6)	Detroit	386	181	205	386.0	181.0	205.0
7)	New Orleans	385	151	234	385.0	151.0	234.0
8)	Tampa Bay	347	152	195	347.0	152.0	195.0
9)	Green Bay	338	111	227	338.0	111.0	227.0
10)	San Francisco	331	176	155	331.0	176.0	155.0
11)	Arizona	282	103	179	282.0	103.0	179.0
12)	Carolina	261	54	207	261.0	54.0	207.0
13)	Dallas	244	71	173	244.0	71.0	173.0
14)	L.A. Rams	243	52	191	243.0	52.0	191.0
15)	Chicago	204	99	105	204.0	99.0	105.0

NFC / TOTAL DEFENSE

Rank	Team	Total	Rushing	Passing	Total	Rushing	Passing
1)	San Francisco	204	99	105	204.0	99.0	105.0
2)	Tampa Bay	244	71	173	244.0	71.0	173.0
3)	Chicago	331	176	155	331.0	176.0	155.0
4)	Minnesota	338	111	227	338.0	111.0	227.0
5)	Dallas	347	152	195	347.0	152.0	195.0
6)	Carolina	355	217	138	355.0	217.0	138.0
7)	N.Y. Giants	359	93	266	359.0	93.0	266.0
8)	Washington	383	123	260	383.0	123.0	260.0
9)	Atlanta	385	151	234	385.0	151.0	234.0
10)	Philadelphia	386	181	205	386.0	181.0	205.0
11)	Green Bay	395	126	269	395.0	126.0	269.0
12)	L.A. Rams	413	121	292	413.0	121.0	292.0
13)	New Orleans	416	201	215	416.0	201.0	215.0
14)	Detroit	455	216	239	455.0	216.0	239.0
15)	Arizona	488	128	360	488.0	128.0	360.0



WEEK 1 / THROUGH SUNDAY, SEPTEMBER 11, 2022

NFL / TOTAL OFFENSE

Rank	Team	Total	Rushing	Passing	Total	Rushing	Passing
1)	Indianapolis	517	177	340	517.0	177.0	340.0
2)	Kansas City	488	128	360	488.0	128.0	360.0
3)	Philadelphia	455	216	239	455.0	216.0	239.0
4)	Cincinnati	432	133	299	432.0	133.0	299.0
5)	Atlanta	416	201	215	416.0	201.0	215.0
6)	Buffalo	413	121	292	413.0	121.0	292.0
7)	Minnesota	395	126	269	395.0	126.0	269.0
8)	N.Y. Giants	394	238	156	394.0	238.0	156.0
9)	Washington	390	85	305	390.0	85.0	305.0
10)	Detroit	386	181	205	386.0	181.0	205.0
11)	New Orleans	385	151	234	385.0	151.0	234.0
12)	Jacksonville	383	123	260	383.0	123.0	260.0
13)	N.Y. Jets	378	83	295	378.0	83.0	295.0
14)	Tennessee	359	93	266	359.0	93.0	266.0
15t)	Cleveland	355	217	138	355.0	217.0	138.0
15t)	L.A. Chargers	355	76	279	355.0	76.0	279.0
17)	Tampa Bay	347	152	195	347.0	152.0	195.0
18)	Green Bay	338	111	227	338.0	111.0	227.0
19)	San Francisco	331	176	155	331.0	176.0	155.0
20)	Las Vegas	320	64	256	320.0	64.0	256.0
21)	Miami	307	65	242	307.0	65.0	242.0
22)	Houston	299	77	222	299.0	77.0	222.0
23)	Arizona	282	103	179	282.0	103.0	179.0
24)	Baltimore	274	63	211	274.0	63.0	211.0
25)	New England	271	78	193	271.0	78.0	193.0
26)	Pittsburgh	267	75	192	267.0	75.0	192.0
27)	Carolina	261	54	207	261.0	54.0	207.0
28)	Dallas	244	71	173	244.0	71.0	173.0
29)	L.A. Rams	243	52	191	243.0	52.0	191.0
30)	Chicago	204	99	105	204.0	99.0	105.0

NFL / TOTAL DEFENSE

Rank	Team	Total	Rushing	Passing	Total	Rushing	Passing
1)	San Francisco	204	99	105	204.0	99.0	105.0
2)	Buffalo	243	52	191	243.0	52.0	191.0
3)	Tampa Bay	244	71	173	244.0	71.0	173.0
4)	Cleveland	261	54	207	261.0	54.0	207.0
5)	Cincinnati	267	75	192	267.0	75.0	192.0
6)	Miami	271	78	193	271.0	78.0	193.0
7)	N.Y. Jets	274	63	211	274.0	63.0	211.0
8)	Kansas City	282	103	179	282.0	103.0	179.0
9)	Indianapolis	299	77	222	299.0	77.0	222.0
10)	New England	307	65	242	307.0	65.0	242.0
11)	L.A. Chargers	320	64	256	320.0	64.0	256.0
12)	Chicago	331	176	155	331.0	176.0	155.0
13)	Minnesota	338	111	227	338.0	111.0	227.0
14)	Dallas	347	152	195	347.0	152.0	195.0
15t)	Las Vegas	355	76	279	355.0	76.0	279.0
15t)	Carolina	355	217	138	355.0	217.0	138.0
17)	N.Y. Giants	359	93	266	359.0	93.0	266.0
18)	Baltimore	378	83	295	378.0	83.0	295.0
19)	Washington	383	123	260	383.0	123.0	260.0
20)	Atlanta	385	151	234	385.0	151.0	234.0
21)	Philadelphia	386	181	205	386.0	181.0	205.0
22)	Jacksonville	390	85	305	390.0	85.0	305.0
23)	Tennessee	394	238	156	394.0	238.0	156.0
24)	Green Bay	395	126	269	395.0	126.0	269.0
25)	L.A. Rams	413	121	292	413.0	121.0	292.0
26)	New Orleans	416	201	215	416.0	201.0	215.0
27)	Pittsburgh	432	133	299	432.0	133.0	299.0
28)	Detroit	455	216	239	455.0	216.0	239.0
29)	Arizona	488	128	360	488.0	128.0	360.0
30)	Houston	517	177	340	517.0	177.0	340.0

WEEK 1 / THROUGH SUNDAY, SEPTEMBER 11, 2022

AFC / TAKEAWAYS, GIVEAWAYS

Rank	Team	TAKEAWAYS			GIVEAWAYS			Net	
		Int	Fum	Total	Int	Fum	Total	Diff	
1)	Pittsburgh	4	1	5	0	0	0	=	+5
2t)	L.A. Chargers	3	0	3	0	0	0	=	+3
2t)	Miami	1	2	3	0	0	0	=	+3
4)	Jacksonville	2	1	3	1	0	1	=	+2
5t)	Baltimore	1	1	2	1	0	1	=	+1
5t)	Cleveland	1	0	1	0	0	0	=	+1
5t)	Houston	1	1	2	0	1	1	=	+1
5t)	Tennessee	1	1	2	0	1	1	=	+1
9t)	Buffalo	3	0	3	2	2	4	=	-1
9t)	Indianapolis	0	1	1	1	1	2	=	-1
9t)	Kansas City	0	0	0	0	1	1	=	-1
9t)	N.Y. Jets	1	0	1	1	1	2	=	-1
13t)	Las Vegas	0	0	0	3	0	3	=	-3
13t)	New England	0	0	0	1	2	3	=	-3
15)	Cincinnati	0	0	0	4	1	5	=	-5
	Totals	18	8	26	14	10	24	=	+2

NFC / TAKEAWAYS, GIVEAWAYS

Rank	Team	TAKEAWAYS			GIVEAWAYS			Net	
		Int	Fum	Total	Int	Fum	Total	Diff	
1)	Minnesota	1	1	2	0	0	0	=	+2
2t)	Arizona	0	1	1	0	0	0	=	+1
2t)	Chicago	1	1	2	1	0	1	=	+1
2t)	L.A. Rams	2	2	4	3	0	3	=	+1
2t)	New Orleans	0	2	2	0	1	1	=	+1
2t)	Philadelphia	1	0	1	0	0	0	=	+1
7t)	Dallas	1	0	1	1	0	1	=	0
7t)	Tampa Bay	1	0	1	1	0	1	=	0
9t)	Atlanta	0	1	1	0	2	2	=	-1
9t)	Carolina	0	0	0	1	0	1	=	-1
9t)	Detroit	0	0	0	1	0	1	=	-1
9t)	N.Y. Giants	0	1	1	1	1	2	=	-1
9t)	San Francisco	1	0	1	1	1	2	=	-1
14t)	Green Bay	0	0	0	1	1	2	=	-2
14t)	Washington	1	0	1	2	1	3	=	-2
	Totals	9	9	18	13	7	20	=	-2

NFL / TAKEAWAYS, GIVEAWAYS

Rank	Team	TAKEAWAYS			GIVEAWAYS			Net	
		Int	Fum	Total	Int	Fum	Total	Diff	
1)	Pittsburgh	4	1	5	0	0	0	=	+5
2t)	L.A. Chargers	3	0	3	0	0	0	=	+3
2t)	Miami	1	2	3	0	0	0	=	+3
4t)	Jacksonville	2	1	3	1	0	1	=	+2
4t)	Minnesota	1	1	2	0	0	0	=	+2
6t)	Baltimore	1	1	2	1	0	1	=	+1
6t)	Cleveland	1	0	1	0	0	0	=	+1
6t)	Houston	1	1	2	0	1	1	=	+1
6t)	Tennessee	1	1	2	0	1	1	=	+1
6t)	Arizona	0	1	1	0	0	0	=	+1
6t)	Chicago	1	1	2	1	0	1	=	+1
6t)	L.A. Rams	2	2	4	3	0	3	=	+1
6t)	New Orleans	0	2	2	0	1	1	=	+1
6t)	Philadelphia	1	0	1	0	0	0	=	+1
15t)	Dallas	1	0	1	1	0	1	=	0
15t)	Tampa Bay	1	0	1	1	0	1	=	0
17t)	Buffalo	3	0	3	2	2	4	=	-1
17t)	Indianapolis	0	1	1	1	1	2	=	-1
17t)	Kansas City	0	0	0	0	1	1	=	-1
17t)	N.Y. Jets	1	0	1	1	1	2	=	-1
17t)	Atlanta	0	1	1	0	2	2	=	-1
17t)	Carolina	0	0	0	1	0	1	=	-1
17t)	Detroit	0	0	0	1	0	1	=	-1
17t)	N.Y. Giants	0	1	1	1	1	2	=	-1
17t)	San Francisco	1	0	1	1	1	2	=	-1
26t)	Green Bay	0	0	0	1	1	2	=	-2
26t)	Washington	1	0	1	2	1	3	=	-2
28t)	Las Vegas	0	0	0	3	0	3	=	-3
28t)	New England	0	0	0	1	2	3	=	-3
30)	Cincinnati	0	0	0	4	1	5	=	-5
	Totals	27	17	44	27	17	44	=	0

WEEK 1 / THROUGH SUNDAY, SEPTEMBER 11, 2022

AFC / TEAM/OFFENSE INSIDE THE 20

Rank	Team	Poss	Pts	TD	TD%	FG	Score	Score%
1t)	Buffalo	2	14	2	100.0	0	2	100.0
1t)	Houston	1	7	1	100.0	0	1	100.0
1t)	Kansas City	6	41	6	100.0	0	6	100.0
1t)	New England	1	7	1	100.0	0	1	100.0
5t)	L.A. Chargers	3	14	2	66.7	0	2	66.7
5t)	Las Vegas	3	16	2	66.7	1	3	100.0
5t)	Tennessee	3	17	2	66.7	1	3	100.0
8t)	Baltimore	2	10	1	50.0	1	2	100.0
8t)	N.Y. Jets	2	6	1	50.0	0	1	50.0
8t)	Pittsburgh	2	10	1	50.0	1	2	100.0
11t)	Cincinnati	5	17	2	40.0	1	3	60.0
11t)	Indianapolis	5	17	2	40.0	1	3	60.0
11t)	Jacksonville	5	16	2	40.0	1	3	60.0
14)	Cleveland	4	16	1	25.0	3	4	100.0
15)	Miami	2	3	0	0.0	1	1	50.0

AFC / OPPONENTS/DEFENSE INSIDE THE 20

Rank	Team	Poss	Pts	TD	TD%	FG	Score	Score%
1)	New England	2	3	0	0.0	1	1	50.0
2t)	Houston	5	17	2	40.0	1	3	60.0
2t)	Pittsburgh	5	17	2	40.0	1	3	60.0
4t)	Baltimore	2	6	1	50.0	0	1	50.0
4t)	Buffalo	2	7	1	50.0	0	1	50.0
4t)	Cincinnati	2	10	1	50.0	1	2	100.0
4t)	N.Y. Jets	2	10	1	50.0	1	2	100.0
8t)	Cleveland	3	17	2	66.7	1	3	100.0
8t)	L.A. Chargers	3	16	2	66.7	1	3	100.0
8t)	Las Vegas	3	14	2	66.7	0	2	66.7
8t)	Tennessee	3	14	2	66.7	0	2	66.7
12t)	Indianapolis	1	7	1	100.0	0	1	100.0
12t)	Jacksonville	2	14	2	100.0	0	2	100.0
12t)	Kansas City	3	21	3	100.0	0	3	100.0
12t)	Miami	1	7	1	100.0	0	1	100.0

NFC / TEAM/OFFENSE INSIDE THE 20

Rank	Team	Poss	Pts	TD	TD%	FG	Score	Score%
1t)	Arizona	3	21	3	100.0	0	3	100.0
1t)	Chicago	2	12	2	100.0	0	2	100.0
1t)	Detroit	4	28	4	100.0	0	4	100.0
1t)	New Orleans	3	21	3	100.0	0	3	100.0
1t)	Washington	2	14	2	100.0	0	2	100.0
6)	Philadelphia	5	31	4	80.0	1	5	100.0
7t)	Carolina	3	17	2	66.7	1	3	100.0
7t)	N.Y. Giants	3	14	2	66.7	0	2	66.7
9t)	Atlanta	4	17	2	50.0	1	3	75.0
9t)	L.A. Rams	2	7	1	50.0	0	1	50.0
11t)	Green Bay	3	7	1	33.3	0	1	33.3
11t)	Minnesota	3	13	1	33.3	2	3	100.0
11t)	San Francisco	3	10	1	33.3	1	2	66.7
11t)	Tampa Bay	3	10	1	33.3	1	2	66.7

NFC / OPPONENTS/DEFENSE INSIDE THE 20

Rank	Team	Poss	Pts	TD	TD%	FG	Score	Score%
1)	Carolina	4	16	1	25.0	3	4	100.0
2t)	Chicago	3	10	1	33.3	1	2	66.7
2t)	Dallas	3	10	1	33.3	1	2	66.7
2t)	Green Bay	3	13	1	33.3	2	3	100.0
2t)	Minnesota	3	7	1	33.3	0	1	33.3
6)	Washington	5	16	2	40.0	1	3	60.0
7)	New Orleans	4	17	2	50.0	1	3	75.0
8)	N.Y. Giants	3	17	2	66.7	1	3	100.0
9)	Detroit	5	31	4	80.0	1	5	100.0
10t)	Arizona	6	41	6	100.0	0	6	100.0
10t)	Atlanta	3	21	3	100.0	0	3	100.0
10t)	L.A. Rams	2	14	2	100.0	0	2	100.0
10t)	Philadelphia	4	28	4	100.0	0	4	100.0
10t)	San Francisco	2	12	2	100.0	0	2	100.0

WEEK 1 / THROUGH SUNDAY, SEPTEMBER 11, 2022

NFL / TEAM/OFFENSE INSIDE THE 20

Rank	Team	Poss	Pts	TD	TD%	FG	Score	Score%
1t)	Arizona	3	21	3	100.0	0	3	100.0
1t)	Buffalo	2	14	2	100.0	0	2	100.0
1t)	Chicago	2	12	2	100.0	0	2	100.0
1t)	Detroit	4	28	4	100.0	0	4	100.0
1t)	Houston	1	7	1	100.0	0	1	100.0
1t)	Kansas City	6	41	6	100.0	0	6	100.0
1t)	New England	1	7	1	100.0	0	1	100.0
1t)	New Orleans	3	21	3	100.0	0	3	100.0
1t)	Washington	2	14	2	100.0	0	2	100.0
10)	Philadelphia	5	31	4	80.0	1	5	100.0
11t)	Carolina	3	17	2	66.7	1	3	100.0
11t)	L.A. Chargers	3	14	2	66.7	0	2	66.7
11t)	Las Vegas	3	16	2	66.7	1	3	100.0
11t)	N.Y. Giants	3	14	2	66.7	0	2	66.7
11t)	Tennessee	3	17	2	66.7	1	3	100.0
16t)	Atlanta	4	17	2	50.0	1	3	75.0
16t)	Baltimore	2	10	1	50.0	1	2	100.0
16t)	L.A. Rams	2	7	1	50.0	0	1	50.0
16t)	N.Y. Jets	2	6	1	50.0	0	1	50.0
16t)	Pittsburgh	2	10	1	50.0	1	2	100.0
21t)	Cincinnati	5	17	2	40.0	1	3	60.0
21t)	Indianapolis	5	17	2	40.0	1	3	60.0
21t)	Jacksonville	5	16	2	40.0	1	3	60.0
24t)	Green Bay	3	7	1	33.3	0	1	33.3
24t)	Minnesota	3	13	1	33.3	2	3	100.0
24t)	San Francisco	3	10	1	33.3	1	2	66.7
24t)	Tampa Bay	3	10	1	33.3	1	2	66.7
28)	Cleveland	4	16	1	25.0	3	4	100.0
29)	Miami	2	3	0	0.0	1	1	50.0

NFL / OPPONENTS/DEFENSE INSIDE THE 20

Rank	Team	Poss	Pts	TD	TD%	FG	Score	Score%
1)	New England	2	3	0	0.0	1	1	50.0
2)	Carolina	4	16	1	25.0	3	4	100.0
3t)	Chicago	3	10	1	33.3	1	2	66.7
3t)	Dallas	3	10	1	33.3	1	2	66.7
3t)	Green Bay	3	13	1	33.3	2	3	100.0
3t)	Minnesota	3	7	1	33.3	0	1	33.3
7t)	Houston	5	17	2	40.0	1	3	60.0
7t)	Pittsburgh	5	17	2	40.0	1	3	60.0
7t)	Washington	5	16	2	40.0	1	3	60.0
10t)	Baltimore	2	6	1	50.0	0	1	50.0
10t)	Buffalo	2	7	1	50.0	0	1	50.0
10t)	Cincinnati	2	10	1	50.0	1	2	100.0
10t)	N.Y. Jets	2	10	1	50.0	1	2	100.0
10t)	New Orleans	4	17	2	50.0	1	3	75.0
15t)	Cleveland	3	17	2	66.7	1	3	100.0
15t)	L.A. Chargers	3	16	2	66.7	1	3	100.0
15t)	Las Vegas	3	14	2	66.7	0	2	66.7
15t)	N.Y. Giants	3	17	2	66.7	1	3	100.0
15t)	Tennessee	3	14	2	66.7	0	2	66.7
20)	Detroit	5	31	4	80.0	1	5	100.0
21t)	Arizona	6	41	6	100.0	0	6	100.0
21t)	Atlanta	3	21	3	100.0	0	3	100.0
21t)	Indianapolis	1	7	1	100.0	0	1	100.0
21t)	Jacksonville	2	14	2	100.0	0	2	100.0
21t)	Kansas City	3	21	3	100.0	0	3	100.0
21t)	L.A. Rams	2	14	2	100.0	0	2	100.0
21t)	Miami	1	7	1	100.0	0	1	100.0
21t)	Philadelphia	4	28	4	100.0	0	4	100.0
21t)	San Francisco	2	12	2	100.0	0	2	100.0



WEEK 1 / THROUGH SUNDAY, SEPTEMBER 11, 2022

AFC / OFFENSE/TEAMS: FIRST DOWNS, THIRD DOWNS, FOURTH DOWNS

Rank	Team	FIRST DOWNS				THIRD DOWNS			FOURTH DOWNS		
		Total	Rush	Pass	Pen	Made	Att	Pct	Made	Att	Pct
1t)	Indianapolis	33	11	20	2	6	15	40.0	0	1	0.0
1t)	Kansas City	33	7	22	4	5	8	62.5	1	1	100.0
3)	Cincinnati	32	5	22	5	8	16	50.0	1	3	33.3
4t)	Jacksonville	24	6	13	5	3	12	25.0	0	1	0.0
4t)	N.Y. Jets	24	3	18	3	2	14	14.3	3	4	75.0
6t)	Buffalo	23	7	15	1	9	10	90.0	0	0	---
6t)	Cleveland	23	11	7	5	8	18	44.4	1	2	50.0
8)	Houston	20	4	12	4	5	15	33.3	0	0	---
9)	Tennessee	19	2	13	4	3	11	27.3	0	0	---
10t)	Las Vegas	18	1	17	0	5	11	45.5	1	2	50.0
10t)	L.A. Chargers	18	5	12	1	6	14	42.9	0	1	0.0
10t)	Miami	18	3	13	2	6	14	42.9	1	1	100.0
13)	New England	17	5	10	2	4	9	44.4	0	1	0.0
14t)	Baltimore	13	4	8	1	5	13	38.5	0	0	---
14t)	Pittsburgh	13	4	8	1	4	15	26.7	0	0	---
	Totals	328	78	210	40	79	195	40.5	8	17	47.1

AFC / DEFENSE/OPPONENTS: FIRST DOWNS, THIRD DOWNS, FOURTH DOWNS

Rank	Team	FIRST DOWNS				THIRD DOWNS			FOURTH DOWNS		
		Total	Rush	Pass	Pen	Made	Att	Pct	Made	Att	Pct
1t)	Cincinnati	13	4	8	1	4	15	26.7	0	0	---
1t)	N.Y. Jets	13	4	8	1	5	13	38.5	0	0	---
3)	Cleveland	15	5	7	3	4	11	36.4	0	0	---
4)	Miami	17	5	10	2	4	9	44.4	0	1	0.0
5t)	Kansas City	18	6	12	0	3	12	25.0	3	4	75.0
5t)	Las Vegas	18	5	12	1	6	14	42.9	0	1	0.0
5t)	L.A. Chargers	18	1	17	0	5	11	45.5	1	2	50.0
5t)	New England	18	3	13	2	6	14	42.9	1	1	100.0
9t)	Buffalo	19	3	14	2	6	13	46.2	2	3	66.7
9t)	Tennessee	19	11	7	1	2	10	20.0	1	1	100.0
11)	Indianapolis	20	4	12	4	5	15	33.3	0	0	---
12)	Baltimore	24	3	18	3	2	14	14.3	3	4	75.0
13)	Jacksonville	26	7	16	3	7	10	70.0	0	0	---
14)	Pittsburgh	32	5	22	5	8	16	50.0	1	3	33.3
15)	Houston	33	11	20	2	6	15	40.0	0	1	0.0
	Totals	303	77	196	30	73	192	38.0	12	21	57.1

WEEK 1 / THROUGH SUNDAY, SEPTEMBER 11, 2022

NFC / OFFENSE/TEAMS: FIRST DOWNS, THIRD DOWNS, FOURTH DOWNS

Rank	Team	FIRST DOWNS				THIRD DOWNS			FOURTH DOWNS		
		Total	Rush	Pass	Pen	Made	Att	Pct	Made	Att	Pct
1)	Philadelphia	27	13	12	2	10	17	58.8	2	3	66.7
2t)	Atlanta	26	13	8	5	5	13	38.5	0	0	---
2t)	Washington	26	7	16	3	7	10	70.0	0	0	---
4)	Detroit	23	9	12	2	9	14	64.3	1	1	100.0
5)	Green Bay	21	8	13	0	3	9	33.3	0	2	0.0
6t)	L.A. Rams	19	3	14	2	6	13	46.2	2	3	66.7
6t)	Minnesota	19	7	12	0	4	13	30.8	1	1	100.0
6t)	N.Y. Giants	19	11	7	1	2	10	20.0	1	1	100.0
9t)	Arizona	18	6	12	0	3	12	25.0	3	4	75.0
9t)	New Orleans	18	5	12	1	4	13	30.8	0	0	---
9t)	Tampa Bay	18	9	9	0	5	14	35.7	0	0	---
12)	San Francisco	17	11	5	1	8	17	47.1	0	2	0.0
13t)	Carolina	15	5	7	3	4	11	36.4	0	0	---
13t)	Chicago	15	6	4	5	5	14	35.7	0	0	---
15)	Dallas	12	4	8	0	3	15	20.0	2	5	40.0
	Totals	293	117	151	25	78	195	40.0	12	22	54.5

NFC / DEFENSE/OPPONENTS: FIRST DOWNS, THIRD DOWNS, FOURTH DOWNS

Rank	Team	FIRST DOWNS				THIRD DOWNS			FOURTH DOWNS		
		Total	Rush	Pass	Pen	Made	Att	Pct	Made	Att	Pct
1)	Tampa Bay	12	4	8	0	3	15	20.0	2	5	40.0
2)	San Francisco	15	6	4	5	5	14	35.7	0	0	---
3)	Chicago	17	11	5	1	8	17	47.1	0	2	0.0
4t)	Atlanta	18	5	12	1	4	13	30.8	0	0	---
4t)	Dallas	18	9	9	0	5	14	35.7	0	0	---
6t)	Green Bay	19	7	12	0	4	13	30.8	1	1	100.0
6t)	N.Y. Giants	19	2	13	4	3	11	27.3	0	0	---
8)	Minnesota	21	8	13	0	3	9	33.3	0	2	0.0
9t)	Carolina	23	11	7	5	8	18	44.4	1	2	50.0
9t)	L.A. Rams	23	7	15	1	9	10	90.0	0	0	---
9t)	Philadelphia	23	9	12	2	9	14	64.3	1	1	100.0
12)	Washington	24	6	13	5	3	12	25.0	0	1	0.0
13)	New Orleans	26	13	8	5	5	13	38.5	0	0	---
14)	Detroit	27	13	12	2	10	17	58.8	2	3	66.7
15)	Arizona	33	7	22	4	5	8	62.5	1	1	100.0
	Totals	318	118	165	35	84	198	42.4	8	18	44.4

WEEK 1 / THROUGH SUNDAY, SEPTEMBER 11, 2022

NFL / OFFENSE/TEAMS: FIRST DOWNS, THIRD DOWNS, FOURTH DOWNS

Rank	Team	FIRST DOWNS				THIRD DOWNS			FOURTH DOWNS		
		Total	Rush	Pass	Pen	Made	Att	Pct	Made	Att	Pct
1t)	Indianapolis	33	11	20	2	6	15	40.0	0	1	0.0
1t)	Kansas City	33	7	22	4	5	8	62.5	1	1	100.0
3)	Cincinnati	32	5	22	5	8	16	50.0	1	3	33.3
4)	Philadelphia	27	13	12	2	10	17	58.8	2	3	66.7
5t)	Atlanta	26	13	8	5	5	13	38.5	0	0	---
5t)	Washington	26	7	16	3	7	10	70.0	0	0	---
7t)	Jacksonville	24	6	13	5	3	12	25.0	0	1	0.0
7t)	N.Y. Jets	24	3	18	3	2	14	14.3	3	4	75.0
9t)	Buffalo	23	7	15	1	9	10	90.0	0	0	---
9t)	Cleveland	23	11	7	5	8	18	44.4	1	2	50.0
9t)	Detroit	23	9	12	2	9	14	64.3	1	1	100.0
12)	Green Bay	21	8	13	0	3	9	33.3	0	2	0.0
13)	Houston	20	4	12	4	5	15	33.3	0	0	---
14t)	Tennessee	19	2	13	4	3	11	27.3	0	0	---
14t)	L.A. Rams	19	3	14	2	6	13	46.2	2	3	66.7
14t)	Minnesota	19	7	12	0	4	13	30.8	1	1	100.0
14t)	N.Y. Giants	19	11	7	1	2	10	20.0	1	1	100.0
18t)	Las Vegas	18	1	17	0	5	11	45.5	1	2	50.0
18t)	L.A. Chargers	18	5	12	1	6	14	42.9	0	1	0.0
18t)	Miami	18	3	13	2	6	14	42.9	1	1	100.0
18t)	Arizona	18	6	12	0	3	12	25.0	3	4	75.0
18t)	New Orleans	18	5	12	1	4	13	30.8	0	0	---
18t)	Tampa Bay	18	9	9	0	5	14	35.7	0	0	---
24t)	New England	17	5	10	2	4	9	44.4	0	1	0.0
24t)	San Francisco	17	11	5	1	8	17	47.1	0	2	0.0
26t)	Carolina	15	5	7	3	4	11	36.4	0	0	---
26t)	Chicago	15	6	4	5	5	14	35.7	0	0	---
28t)	Baltimore	13	4	8	1	5	13	38.5	0	0	---
28t)	Pittsburgh	13	4	8	1	4	15	26.7	0	0	---
30)	Dallas	12	4	8	0	3	15	20.0	2	5	40.0
	Totals	621	195	361	65	157	390	40.3	20	39	51.3

NFL / DEFENSE/OPPONENTS: FIRST DOWNS, THIRD DOWNS, FOURTH DOWNS

Rank	Team	FIRST DOWNS				THIRD DOWNS			FOURTH DOWNS		
		Total	Rush	Pass	Pen	Made	Att	Pct	Made	Att	Pct
1)	Tampa Bay	12	4	8	0	3	15	20.0	2	5	40.0
2t)	Cincinnati	13	4	8	1	4	15	26.7	0	0	---
2t)	N.Y. Jets	13	4	8	1	5	13	38.5	0	0	---
4t)	Cleveland	15	5	7	3	4	11	36.4	0	0	---
4t)	San Francisco	15	6	4	5	5	14	35.7	0	0	---
6t)	Miami	17	5	10	2	4	9	44.4	0	1	0.0
6t)	Chicago	17	11	5	1	8	17	47.1	0	2	0.0
8t)	Kansas City	18	6	12	0	3	12	25.0	3	4	75.0
8t)	Las Vegas	18	5	12	1	6	14	42.9	0	1	0.0
8t)	L.A. Chargers	18	1	17	0	5	11	45.5	1	2	50.0
8t)	New England	18	3	13	2	6	14	42.9	1	1	100.0
8t)	Atlanta	18	5	12	1	4	13	30.8	0	0	---
8t)	Dallas	18	9	9	0	5	14	35.7	0	0	---
14t)	Buffalo	19	3	14	2	6	13	46.2	2	3	66.7
14t)	Tennessee	19	11	7	1	2	10	20.0	1	1	100.0
14t)	Green Bay	19	7	12	0	4	13	30.8	1	1	100.0
14t)	N.Y. Giants	19	2	13	4	3	11	27.3	0	0	---
18)	Indianapolis	20	4	12	4	5	15	33.3	0	0	---
19)	Minnesota	21	8	13	0	3	9	33.3	0	2	0.0
20t)	Carolina	23	11	7	5	8	18	44.4	1	2	50.0
20t)	L.A. Rams	23	7	15	1	9	10	90.0	0	0	---
20t)	Philadelphia	23	9	12	2	9	14	64.3	1	1	100.0
23t)	Baltimore	24	3	18	3	2	14	14.3	3	4	75.0
23t)	Washington	24	6	13	5	3	12	25.0	0	1	0.0
25t)	Jacksonville	26	7	16	3	7	10	70.0	0	0	---
25t)	New Orleans	26	13	8	5	5	13	38.5	0	0	---
27)	Detroit	27	13	12	2	10	17	58.8	2	3	66.7
28)	Pittsburgh	32	5	22	5	8	16	50.0	1	3	33.3
29t)	Houston	33	11	20	2	6	15	40.0	0	1	0.0
29t)	Arizona	33	7	22	4	5	8	62.5	1	1	100.0
	Totals	621	195	361	65	157	390	40.3	20	39	51.3

WEEK 1 / THROUGH SUNDAY, SEPTEMBER 11, 2022

AFC / FIRST-DOWN PLAYS BY TEAMS

Rank	Team	Yds/Play	Plays	Yards
1)	Jacksonville	8.50	30	255
2)	Las Vegas	7.33	27	198
3)	Tennessee	7.28	29	211
4)	Miami	6.72	25	168
5)	Indianapolis	6.07	43	261
6)	Kansas City	5.97	35	209
7)	Baltimore	5.82	22	128
8)	L.A. Chargers	5.69	26	148
9)	Houston	5.43	30	163
10)	Buffalo	5.38	29	156
11)	N.Y. Jets	5.22	36	188
12)	Pittsburgh	4.73	26	123
13)	New England	4.40	25	110
14)	Cleveland	4.03	30	121
15)	Cincinnati	3.86	43	166
	TOTAL	5.71	456	2605

AFC / FIRST-DOWN PLAYS BY OPPONENTS

Rank	Team	Yds/Play	Plays	Yards
1)	Buffalo	3.07	28	86
2)	Kansas City	3.23	26	84
3)	Pittsburgh	3.86	43	166
4)	Miami	4.40	25	110
5)	Jacksonville	4.55	33	150
6)	Cincinnati	4.73	26	123
7)	Baltimore	5.22	36	188
8)	Indianapolis	5.43	30	163
9)	Las Vegas	5.69	26	148
10)	N.Y. Jets	5.82	22	128
11)	Houston	6.07	43	261
12)	New England	6.72	25	168
13)	Tennessee	6.85	26	178
14)	L.A. Chargers	7.33	27	198
15)	Cleveland	8.52	23	196
	TOTAL	5.35	439	2347

NFC / FIRST-DOWN PLAYS BY TEAMS

Rank	Team	Yds/Play	Plays	Yards
1)	Minnesota	8.59	27	232
2)	Carolina	8.52	23	196
3)	New Orleans	7.67	27	207
4)	Tampa Bay	7.46	28	209
5)	N.Y. Giants	6.85	26	178
6)	Atlanta	6.69	35	234
7)	Philadelphia	6.10	31	189
8)	San Francisco	5.41	27	146
9)	Green Bay	4.87	30	146
10)	Washington	4.55	33	150
11)	Detroit	3.68	28	103
12)	Arizona	3.23	26	84
13)	L.A. Rams	3.07	28	86
14)	Dallas	2.96	23	68
15)	Chicago	2.91	22	64
	TOTAL	5.54	414	2292

NFC / FIRST-DOWN PLAYS BY OPPONENTS

Rank	Team	Yds/Play	Plays	Yards
1)	San Francisco	2.91	22	64
2)	Tampa Bay	2.96	23	68
3)	Philadelphia	3.68	28	103
4)	Carolina	4.03	30	121
5)	Minnesota	4.87	30	146
6)	L.A. Rams	5.38	29	156
7)	Chicago	5.41	27	146
8)	Arizona	5.97	35	209
9)	Detroit	6.10	31	189
10)	New Orleans	6.69	35	234
11)	N.Y. Giants	7.28	29	211
12)	Dallas	7.46	28	209
13)	Atlanta	7.67	27	207
14)	Washington	8.50	30	255
15)	Green Bay	8.59	27	232
	TOTAL	5.92	431	2550



WEEK 1 / THROUGH SUNDAY, SEPTEMBER 11, 2022

NFL / FIRST-DOWN PLAYS BY TEAMS

Rank	Team	Yds/Play	Plays	Yards
1)	Minnesota	8.59	27	232
2)	Carolina	8.52	23	196
3)	Jacksonville	8.50	30	255
4)	New Orleans	7.67	27	207
5)	Tampa Bay	7.46	28	209
6)	Las Vegas	7.33	27	198
7)	Tennessee	7.28	29	211
8)	N.Y. Giants	6.85	26	178
9)	Miami	6.72	25	168
10)	Atlanta	6.69	35	234
11)	Philadelphia	6.10	31	189
12)	Indianapolis	6.07	43	261
13)	Kansas City	5.97	35	209
14)	Baltimore	5.82	22	128
15)	L.A. Chargers	5.69	26	148
16)	Houston	5.43	30	163
17)	San Francisco	5.41	27	146
18)	Buffalo	5.38	29	156
19)	N.Y. Jets	5.22	36	188
20)	Green Bay	4.87	30	146
21)	Pittsburgh	4.73	26	123
22)	Washington	4.55	33	150
23)	New England	4.40	25	110
24)	Cleveland	4.03	30	121
25)	Cincinnati	3.86	43	166
26)	Detroit	3.68	28	103
27)	Arizona	3.23	26	84
28)	L.A. Rams	3.07	28	86
29)	Dallas	2.96	23	68
30)	Chicago	2.91	22	64
	TOTAL	5.63	870	4897

NFL / FIRST-DOWN PLAYS BY OPPONENTS

Rank	Team	Yds/Play	Plays	Yards
1)	San Francisco	2.91	22	64
2)	Tampa Bay	2.96	23	68
3)	Buffalo	3.07	28	86
4)	Kansas City	3.23	26	84
5)	Philadelphia	3.68	28	103
6)	Pittsburgh	3.86	43	166
7)	Carolina	4.03	30	121
8)	Miami	4.40	25	110
9)	Jacksonville	4.55	33	150
10)	Cincinnati	4.73	26	123
11)	Minnesota	4.87	30	146
12)	Baltimore	5.22	36	188
13)	L.A. Rams	5.38	29	156
14)	Chicago	5.41	27	146
15)	Indianapolis	5.43	30	163
16)	Las Vegas	5.69	26	148
17)	N.Y. Jets	5.82	22	128
18)	Arizona	5.97	35	209
19)	Houston	6.07	43	261
20)	Detroit	6.10	31	189
21)	New Orleans	6.69	35	234
22)	New England	6.72	25	168
23)	Tennessee	6.85	26	178
24)	N.Y. Giants	7.28	29	211
25)	L.A. Chargers	7.33	27	198
26)	Dallas	7.46	28	209
27)	Atlanta	7.67	27	207
28)	Washington	8.50	30	255
29)	Cleveland	8.52	23	196
30)	Green Bay	8.59	27	232
	TOTAL	5.63	870	4897

WEEK 1 / THROUGH SUNDAY, SEPTEMBER 11, 2022

AFC / KICKOFFS (Receiving Team)

Rank	Team	TotKO	AdjKO	TB	TB%	EZ	EZ%	OB	I20	Avg.Start
1)	Houston	6	6	4	66.7	4	66.7	2	0	30.0
2)	L.A. Chargers	5	5	3	60.0	3	60.0	1	0	28.4
3)	Cleveland	5	5	3	60.0	4	80.0	1	0	28.2
4)	New England	5	5	4	80.0	5	100.0	0	0	25.2
5)	Baltimore	3	2	2	100.0	2	66.7	0	0	25.0
5t)	Buffalo	2	2	2	100.0	2	100.0	0	0	25.0
5t)	Cincinnati	5	5	5	100.0	5	100.0	0	0	25.0
5t)	Indianapolis	5	5	5	100.0	5	100.0	0	0	25.0
5t)	Jacksonville	5	5	5	100.0	5	100.0	0	0	25.0
5t)	Las Vegas	5	5	5	100.0	5	100.0	0	0	25.0
5t)	Pittsburgh	6	5	5	100.0	5	83.3	0	0	25.0
12)	Kansas City	4	4	2	50.0	3	75.0	0	1	23.5
13)	Miami	2	2	0	0.0	0	0.0	0	1	22.5
14)	Tennessee	4	4	2	50.0	2	50.0	0	1	22.3
15)	N.Y. Jets	5	5	3	60.0	5	100.0	0	1	21.2
	Totals	67	65	50	76.9	55	84.6	4	4	25.4

AFC / KICKOFFS (Kicking Team)

Rank	Team	TotKO	AdjKO	TB	TB%	EZ	EZ%	OB	I20	Avg.Start
1)	Baltimore	5	5	3	60.0	5	100.0	0	1	21.2
2)	New England	2	2	0	0.0	0	0.0	0	1	22.5
3)	Tennessee	5	5	3	60.0	5	100.0	0	1	22.8
4)	Buffalo	6	6	1	16.7	3	50.0	1	2	23.2
5)	Cleveland	7	7	5	71.4	5	71.4	0	1	23.6
6)	Jacksonville	6	6	4	66.7	4	66.7	0	0	24.7
7)	Cincinnati	6	5	5	100.0	5	83.3	0	0	25.0
7t)	Houston	5	5	5	100.0	5	100.0	0	0	25.0
7t)	L.A. Chargers	5	5	5	100.0	5	100.0	0	0	25.0
7t)	N.Y. Jets	3	2	2	100.0	2	66.7	0	0	25.0
7t)	Pittsburgh	5	5	5	100.0	5	100.0	0	0	25.0
12)	Miami	5	5	4	80.0	5	100.0	0	0	25.2
13)	Las Vegas	5	5	3	60.0	3	60.0	1	0	28.4
14)	Kansas City	8	8	6	75.0	6	75.0	0	0	28.5
15)	Indianapolis	6	6	4	66.7	4	66.7	2	0	30.0
	Totals	79	77	55	71.4	62	80.5	4	6	25.2

Note: Average team drive start DOES NOT include onside kicks or kickoffs at the end of a half unless either kickoff is returned for a touchdown. All other kickoffs (returned kickoffs, fair catches, touchback and kickoffs out of bounds) are included. Kickoffs resulting in the kicking team retaining possession are not included.

ADJ KO: Adjusted kickoffs are used to compute the Avg. Team Drive Start.

I20: The number of drives that start inside (not including) the 20 yd line.

WEEK 1 / THROUGH SUNDAY, SEPTEMBER 11, 2022

NFC / KICKOFFS (Receiving Team)

Rank	Team	TotKO	AdjKO	TB	TB%	EZ	EZ%	OB	I20	Avg.Start
1)	Arizona	8	8	6	75.0	6	75.0	0	0	28.5
2)	Chicago	3	3	1	33.3	2	66.7	0	0	25.3
3)	Atlanta	6	6	6	100.0	6	100.0	0	0	25.0
3t)	Detroit	7	7	7	100.0	7	100.0	0	0	25.0
3t)	New Orleans	6	6	6	100.0	6	100.0	0	0	25.0
3t)	Tampa Bay	2	2	2	100.0	2	100.0	0	0	25.0
7)	Washington	6	6	4	66.7	4	66.7	0	0	24.7
8)	Green Bay	6	6	5	83.3	5	83.3	0	1	23.8
9)	Carolina	7	7	5	71.4	5	71.4	0	1	23.6
10)	Minnesota	2	2	1	50.0	2	100.0	0	0	23.5
11)	L.A. Rams	6	6	1	16.7	3	50.0	1	2	23.2
12)	N.Y. Giants	5	5	3	60.0	5	100.0	0	1	22.8
13)	Philadelphia	6	5	2	40.0	2	33.3	0	2	21.8
14)	San Francisco	4	4	2	50.0	4	100.0	0	1	20.0
15)	Dallas	6	6	2	33.3	5	83.3	0	3	18.8
	Totals	80	79	53	67.1	64	81.0	1	11	23.9

NFC / KICKOFFS (Kicking Team)

Rank	Team	TotKO	AdjKO	TB	TB%	EZ	EZ%	OB	I20	Avg.Start
1)	Tampa Bay	6	6	2	33.3	5	83.3	0	3	18.8
2)	Chicago	4	4	2	50.0	4	100.0	0	1	20.0
3)	Detroit	6	5	2	40.0	2	33.3	0	2	21.8
4)	N.Y. Giants	4	4	2	50.0	2	50.0	0	1	22.3
5)	Arizona	4	4	2	50.0	3	75.0	0	1	23.5
5t)	Green Bay	2	2	1	50.0	2	100.0	0	0	23.5
7)	Minnesota	6	6	5	83.3	5	83.3	0	1	23.8
8)	Atlanta	6	6	6	100.0	6	100.0	0	0	25.0
8t)	Dallas	2	2	2	100.0	2	100.0	0	0	25.0
8t)	L.A. Rams	2	2	2	100.0	2	100.0	0	0	25.0
8t)	New Orleans	6	6	6	100.0	6	100.0	0	0	25.0
8t)	Philadelphia	7	7	7	100.0	7	100.0	0	0	25.0
8t)	Washington	5	5	5	100.0	5	100.0	0	0	25.0
14)	San Francisco	3	3	1	33.3	2	66.7	0	0	25.3
15)	Carolina	5	5	3	60.0	4	80.0	1	0	28.2
	Totals	68	67	48	71.6	57	85.1	1	9	23.8

Note: Average team drive start DOES NOT include onside kicks or kickoffs at the end of a half unless either kickoff is returned for a touchdown. All other kickoffs (returned kickoffs, fair catches, touchback and kickoffs out of bounds) are included. Kickoffs resulting in the kicking team retaining possession are not included.

ADJ KO: Adjusted kickoffs are used to compute the Avg. Team Drive Start.

I20: The number of drives that start inside (not including) the 20 yd line.

WEEK 1 / THROUGH SUNDAY, SEPTEMBER 11, 2022

NFL / KICKOFFS (Receiving Team)

Rank	Team	TotKO	AdjKO	TB	TB%	EZ	EZ%	OB	I20	Avg.Start
1)	Houston	6	6	4	66.7	4	66.7	2	0	30.0
2)	Arizona	8	8	6	75.0	6	75.0	0	0	28.5
3)	L.A. Chargers	5	5	3	60.0	3	60.0	1	0	28.4
4)	Cleveland	5	5	3	60.0	4	80.0	1	0	28.2
5)	Chicago	3	3	1	33.3	2	66.7	0	0	25.3
6)	New England	5	5	4	80.0	5	100.0	0	0	25.2
7)	Atlanta	6	6	6	100.0	6	100.0	0	0	25.0
7t)	Baltimore	3	2	2	100.0	2	66.7	0	0	25.0
7t)	Buffalo	2	2	2	100.0	2	100.0	0	0	25.0
7t)	Cincinnati	5	5	5	100.0	5	100.0	0	0	25.0
7t)	Detroit	7	7	7	100.0	7	100.0	0	0	25.0
7t)	Indianapolis	5	5	5	100.0	5	100.0	0	0	25.0
7t)	Jacksonville	5	5	5	100.0	5	100.0	0	0	25.0
7t)	Las Vegas	5	5	5	100.0	5	100.0	0	0	25.0
7t)	New Orleans	6	6	6	100.0	6	100.0	0	0	25.0
7t)	Pittsburgh	6	5	5	100.0	5	83.3	0	0	25.0
7t)	Tampa Bay	2	2	2	100.0	2	100.0	0	0	25.0
18)	Washington	6	6	4	66.7	4	66.7	0	0	24.7
19)	Green Bay	6	6	5	83.3	5	83.3	0	1	23.8
20)	Carolina	7	7	5	71.4	5	71.4	0	1	23.6
21)	Kansas City	4	4	2	50.0	3	75.0	0	1	23.5
21t)	Minnesota	2	2	1	50.0	2	100.0	0	0	23.5
23)	L.A. Rams	6	6	1	16.7	3	50.0	1	2	23.2
24)	N.Y. Giants	5	5	3	60.0	5	100.0	0	1	22.8
25)	Miami	2	2	0	0.0	0	0.0	0	1	22.5
26)	Tennessee	4	4	2	50.0	2	50.0	0	1	22.3
27)	Philadelphia	6	5	2	40.0	2	33.3	0	2	21.8
28)	N.Y. Jets	5	5	3	60.0	5	100.0	0	1	21.2
29)	San Francisco	4	4	2	50.0	4	100.0	0	1	20.0
30)	Dallas	6	6	2	33.3	5	83.3	0	3	18.8
	Totals	147	144	103	71.5	119	82.6	5	15	24.5

Note: Average opponent drive start DOES NOT include onside kicks or kickoffs at the end of a half unless either kickoff is returned for a touchdown. All other kickoffs (returned kickoffs, fair catches, touchback and kickoffs out of bounds) are included. Kickoffs resulting in the kicking team retaining possession are not included.

ADJ KO: Adjusted kickoffs are used to compute the Avg. Team Drive Start.  
I20: The number of drives that start inside (not including) the 20 yd line.



WEEK 1 / THROUGH SUNDAY, SEPTEMBER 11, 2022

NFL / KICKOFFS (Kicking Team)

Rank	Team	TotKO	AdjKO	TB	TB%	EZ	EZ%	OB	I20	Avg.Start
1)	Tampa Bay	6	6	2	33.3	5	83.3	0	3	18.8
2)	Chicago	4	4	2	50.0	4	100.0	0	1	20.0
3)	Baltimore	5	5	3	60.0	5	100.0	0	1	21.2
4)	Detroit	6	5	2	40.0	2	33.3	0	2	21.8
5)	N.Y. Giants	4	4	2	50.0	2	50.0	0	1	22.3
6)	New England	2	2	0	0.0	0	0.0	0	1	22.5
7)	Tennessee	5	5	3	60.0	5	100.0	0	1	22.8
8)	Buffalo	6	6	1	16.7	3	50.0	1	2	23.2
9)	Arizona	4	4	2	50.0	3	75.0	0	1	23.5
9t)	Green Bay	2	2	1	50.0	2	100.0	0	0	23.5
11)	Cleveland	7	7	5	71.4	5	71.4	0	1	23.6
12)	Minnesota	6	6	5	83.3	5	83.3	0	1	23.8
13)	Jacksonville	6	6	4	66.7	4	66.7	0	0	24.7
14)	Atlanta	6	6		100.0	6	100.0	0	0	25.0
14t)	Cincinnati	6	5		100.0	5	83.3	0	0	25.0
14t)	Dallas	2	2		100.0	2	100.0	0	0	25.0
14t)	Houston	5	5		100.0	5	100.0	0	0	25.0
14t)	L.A. Chargers	5	5		100.0	5	100.0	0	0	25.0
14t)	L.A. Rams	2	2		100.0	2	100.0	0	0	25.0
14t)	N.Y. Jets	3	2		100.0	2	66.7	0	0	25.0
14t)	New Orleans	6	6		100.0	6	100.0	0	0	25.0
14t)	Philadelphia	7	7		100.0	7	100.0	0	0	25.0
14t)	Pittsburgh	5	5		100.0	5	100.0	0	0	25.0
14t)	Washington	5	5		100.0	5	100.0	0	0	25.0
25)	Miami	5	5	4	80.0	5	100.0	0	0	25.2
26)	San Francisco	3	3	1	33.3	2	66.7	0	0	25.3
27)	Carolina	5	5	3	60.0	4	80.0	1	0	28.2
28)	Las Vegas	5	5	3	60.0	3	60.0	1	0	28.4
29)	Kansas City	8	8	6	75.0	6	75.0	0	0	28.5
30)	Indianapolis	6	6	4	66.7	4	66.7	2	0	30.0
	Totals	147	144	103	71.5	119	82.6	5	15	24.5

Note: Average team drive start DOES NOT include onside kicks or kickoffs at the end of a half unless either kickoff is returned for a touchdown. All other kickoffs (returned kickoffs, fair catches, touchback and kickoffs out of bounds) are included. Kickoffs resulting in the kicking team retaining possession are not included.

ADJ KO: Adjusted kickoffs are used to compute the Avg. Team Drive Start.  
I20: The number of drives that start inside (not including) the 20 yd line.

**WEEK 1 / THROUGH SUNDAY, SEPTEMBER 11, 2022**

**AFC / SINGLE-GAME HIGHS / PLAYERS**

**Most Points**-- 14, York, Clev. at Car., 9/11, (0 td, 4 fg, 2 xp, 0 2pt)  
**Passing Yards**-- 360, Mahomes, K.C. at Ariz., 9/11, (30-39, 360, 5 td, 0 int)  
**Longest Pass**-- 55, Jackson, Balt. at NY-J, 9/11, (to Bateman, Rashod, td)  
**Passing Touchdowns**-- 5, Mahomes, K.C. at Ariz., 9/11, (30-39, 360, 5 td, 0 int)  
**Rushing Yards**-- 161, Taylor, Ind. at Hou., 9/11 (OT), (31-161, 1 td)  
**Rushing Yards**-- 141, Chubb, Clev. at Car., 9/11, (22-141, 0 td)  
**Rushing Attempts**-- 31, Taylor, Ind. at Hou., 9/11 (OT), (31-161, 1 td)  
**Rushing Attempts**-- 22, Chubb, Clev. at Car., 9/11, (22-141, 0 td)  
**Longest Rush**-- 31, Mixon, Cin. vs. Pitt., 9/11 (OT)  
**Longest Rush**-- 27, Etienne, Jax at Wash., 9/11  
**Receptions**-- 10, Chase, Cin. vs. Pitt., 9/11 (OT), (10-129, 1 td)  
**Receptions**-- 10, Adams, L.V. at LA-C, 9/11, (10-141, 1 td)  
**Receiving Yards**-- 141, Adams, L.V. at LA-C, 9/11, (10-141, 1 td)  
**Kickoff Return Yards**-- 48, Berrios, NY-J vs. Balt., 9/11, (2-48, 0 td)  
**Kickoff Returns**-- 2, Berrios, NY-J vs. Balt., 9/11, (2-48, 0 td)  
**Kickoff Returns**-- 2, Cannon, Tenn. vs. NY-G, 9/11, (2-33, 0 td)  
**Longest Kickoff Return**-- 29, Ford, Clev. at Car., 9/11  
**Punt Return Yards**-- 62, Philips, Tenn. vs. NY-G, 9/11, (4-62, 2 fc, 0 td)  
**Punt Returns**-- 5, Taylor, Cin. vs. Pitt., 9/11 (OT), (5-31, 1 fc, 0 td)  
**Punt Returns**-- 5, Hines, Ind. at Hou., 9/11 (OT), (5-31, 2 fc, 0 td)  
**Punt Returns**-- 5, Felton, Clev. at Car., 9/11, (5-29, 0 fc, 0 td)  
**Longest Punt Return**-- 46, Philips, Tenn. vs. NY-G, 9/11  
**Interceptions**-- 1, (5 times in Overtime Games)  
**Interceptions**-- 1, (13 times in Non-Overtime Games)  
**Longest Interception Return**-- 33, M. Williams, Balt. at NY-J, 9/11  
**Sacks**-- 3.0, Highsmith, Pitt. at Cin., 9/11 (OT)  
**Sacks**-- 3.0, Mack, LA-C vs. L.V., 9/11  
**Scrimmage Yards**-- 175, Taylor, Ind. at Hou., 9/11 (OT), (Rush 31-161, Rec 4-14)  
**Scrimmage Yards**-- 143, Chubb, Clev. at Car., 9/11, (Rush 22-141, Rec 1-2)  
**Longest Punt**-- 70, Haack, Ind. at Hou., 9/11 (OT)  
**Longest Punt**-- 66, Stonehouse, Tenn. vs. NY-G, 9/11  
**Punts**-- 8, Harvin, Pitt. at Cin., 9/11 (OT), (8-388, 48.5)  
**Punts**-- 6, (3 times in Non-Overtime Games)  
**Field Goals Made**-- 4, York, Clev. at Car., 9/11, (4-4, 58 lg)  
**Longest Field Goal**-- 59, McPherson, Cin. vs. Pitt., 9/11 (OT)  
**Longest Field Goal**-- 58, York, Clev. at Car., 9/11

**NFC / SINGLE-GAME HIGHS / PLAYERS**

**Most Points**-- 14, Koo, Atl. vs. N.O., 9/11, (0 td, 4 fg, 2 xp, 0 2pt)  
**Passing Yards**-- 313, Wentz, Wash. vs. Jax , 9/11, (27-41, 313, 4 td, 2 int)  
**Longest Pass**-- 75, Mayfield, Car. vs. Clev., 9/11, (to Anderson, Robbie, td)  
**Passing Touchdowns**-- 4, Wentz, Wash. vs. Jax , 9/11, (27-41, 313, 4 td, 2 int)  
**Rushing Yards**-- 164, Barkley, NY-G at Tenn., 9/11, (18-164, 1 td)  
**Rushing Attempts**-- 22, Patterson, Atl. vs. N.O., 9/11, (22-120, 1 td)  
**Longest Rush**-- 68, Barkley, NY-G at Tenn., 9/11  
**Receptions**-- 13, Kupp, LA-R vs. Buff., 9/8, (13-128, 1 td)  
**Receiving Yards**-- 184, Jefferson, Minn. vs. G.B., 9/11, (9-184, 2 td)  
**Kickoff Return Yards**-- 77, Turpin, Dal. vs. T.B., 9/11, (4-77, 0 td)  
**Kickoff Returns**-- 4, Powell, LA-R vs. Buff., 9/8, (4-67, 0 td)  
**Kickoff Returns**-- 4, Turpin, Dal. vs. T.B., 9/11, (4-77, 0 td)  
**Longest Kickoff Return**-- 44, Benjamin, Ariz. vs. K.C., 9/11  
**Punt Return Yards**-- 62, James, NY-G at Tenn., 9/11, (5-62, 1 fc, 0 td)  
**Punt Returns**-- 5, James, NY-G at Tenn., 9/11, (5-62, 1 fc, 0 td)  
**Longest Punt Return**-- 22, James, NY-G at Tenn., 9/11  
**Interceptions**-- 1, (9 times in Non-Overtime Games)  
**Longest Interception Return**-- 27, Bradberry, Phil. at Det., 9/11, td  
**Sacks**-- 2.0, Parsons, Dal. vs. T.B., 9/11  
**Sacks**-- 2.0, D. White, T.B. at Dal., 9/11  
**Scrimmage Yards**-- 194, Barkley, NY-G at Tenn., 9/11, (Rush 18-164, Rec 6-30)  
**Longest Punt**-- 69, Gillan, NY-G at Tenn., 9/11  
**Punts**-- 6, Gill, Chi. vs. S.F., 9/11, (6-277, 46.2)  
**Punts**-- 6, Gillan, NY-G at Tenn., 9/11, (6-309, 51.5)  
**Field Goals Made**-- 4, Koo, Atl. vs. N.O., 9/11, (4-5, 54 lg)  
**Field Goals Made**-- 4, Succop, T.B. at Dal., 9/11, (4-5, 47 lg)  
**Longest Field Goal**-- 57, Gay, LA-R vs. Buff., 9/8

**WEEK 1 / THROUGH SUNDAY, SEPTEMBER 11, 2022**

**NFL / SINGLE-GAME HIGHS / PLAYERS**

**Most Points**-- 14, Koo, Atl. vs. N.O., 9/11, (0 td, 4 fg, 2 xp, 0 2pt)  
**Most Points**-- 14, York, Clev. at Car., 9/11, (0 td, 4 fg, 2 xp, 0 2pt)  
**Passing Yards**-- 360, Mahomes, K.C. at Ariz., 9/11, (30-39, 360, 5 td, 0 int)  
**Longest Pass**-- 75, Mayfield, Car. vs. Clev., 9/11, (to Anderson, Robbie, td)  
**Passing Touchdowns**-- 5, Mahomes, K.C. at Ariz., 9/11, (30-39, 360, 5 td, 0 int)  
**Rushing Yards**-- 164, Barkley, NY-G at Tenn., 9/11, (18-164, 1 td)  
**Rushing Attempts**-- 31, Taylor, Ind. at Hou., 9/11 (OT), (31-161, 1 td)  
**Rushing Attempts**-- 22, Patterson, Atl. vs. N.O., 9/11, (22-120, 1 td)  
**Rushing Attempts**-- 22, Chubb, Clev. at Car., 9/11, (22-141, 0 td)  
**Longest Rush**-- 68, Barkley, NY-G at Tenn., 9/11  
**Receptions**-- 13, Kupp, LA-R vs. Buff., 9/8, (13-128, 1 td)  
**Receiving Yards**-- 184, Jefferson, Minn. vs. G.B., 9/11, (9-184, 2 td)  
**Kickoff Return Yards**-- 77, Turpin, Dal. vs. T.B., 9/11, (4-77, 0 td)  
**Kickoff Returns**-- 4, Powell, LA-R vs. Buff., 9/8, (4-67, 0 td)  
**Kickoff Returns**-- 4, Turpin, Dal. vs. T.B., 9/11, (4-77, 0 td)  
**Longest Kickoff Return**-- 44, Benjamin, Ariz. vs. K.C., 9/11  
**Punt Return Yards**-- 62, James, NY-G at Tenn., 9/11, (5-62, 1 fc, 0 td)  
**Punt Return Yards**-- 62, Philips, Tenn. vs. NY-G, 9/11, (4-62, 2 fc, 0 td)  
**Punt Returns**-- 5, Taylor, Cin. vs. Pitt., 9/11 (OT), (5-31, 1 fc, 0 td)  
**Punt Returns**-- 5, Hines, Ind. at Hou., 9/11 (OT), (5-31, 2 fc, 0 td)  
**Punt Returns**-- 5, Felton, Clev. at Car., 9/11, (5-29, 0 fc, 0 td)  
**Punt Returns**-- 5, James, NY-G at Tenn., 9/11, (5-62, 1 fc, 0 td)  
**Longest Punt Return**-- 46, Philips, Tenn. vs. NY-G, 9/11  
**Interceptions**-- 1, (5 times in Overtime Games)  
**Interceptions**-- 1, (22 times in Non-Overtime Games)  
**Longest Interception Return**-- 33, M. Williams, Balt. at NY-J, 9/11  
**Sacks**-- 3.0, Highsmith, Pitt. at Cin., 9/11 (OT)  
**Sacks**-- 3.0, Mack, LA-C vs. L.V., 9/11  
**Scrimmage Yards**-- 194, Barkley, NY-G at Tenn., 9/11, (Rush 18-164, Rec 6-30)  
**Longest Punt**-- 70, Haack, Ind. at Hou., 9/11 (OT)  
**Longest Punt**-- 69, Gillan, NY-G at Tenn., 9/11  
**Punts**-- 8, Harvin, Pitt. at Cin., 9/11 (OT), (8-388, 48.5)  
**Punts**-- 6, (5 times in Non-Overtime Games)  
**Field Goals Made**-- 4, (3 times in Non-Overtime Games)  
**Longest Field Goal**-- 59, McPherson, Cin. vs. Pitt., 9/11 (OT)  
**Longest Field Goal**-- 58, York, Clev. at Car., 9/11

**300-Yard Passing Games**

360, Mahomes, KC at ARI 09/11 (30-39, 5 TD)  
352, Ryan, IND at HOU 09/11 (ot) (32-50, 1 TD)  
338, Burrow, CIN vs. PIT 09/11 (ot) (33-53, 2 TD)  
313, Wentz, WAS vs. JAX 09/11 (27-41, 4 TD)  
307, Flacco, NYJ vs. BAL 09/11 (37-59, 1 TD)

**100-Yard Receiving Games**

184, Jefferson, MIN vs. GB 09/11 (9 rec., 2 TD)  
155, Brown, PHI at DET 09/11 (10 rec., 0 TD)  
141, Adams, LV at LAC 09/11 (10 rec., 1 TD)  
129, Chase, CIN vs. PIT 09/11 (ot) (10 rec., 1 TD)  
128, Kupp, LAR vs. BUF 09/08 (13 rec., 1 TD)  
122, Diggs, BUF at LAR 09/08 (8 rec., 1 TD)  
121, Kelce, KC at ARI 09/11 (8 rec., 1 TD)  
121, Pittman, IND at HOU 09/11 (ot) (9 rec., 1 TD)  
117, Kirk, JAX at WAS 09/11 (6 rec., 0 TD)  
114, Landry, NO at ATL 09/11 (7 rec., 0 TD)  
102, R. Anderson, CAR vs. CLE 09/11 (5 rec., 1 TD)

**100-Yard Rushing Games**

164, Barkley, NYG at TEN 09/11 (18 att., 1 TD)  
161, Taylor, IND at HOU 09/11 (ot) (31 att., 1 TD)  
144, Swift, DET vs. PHI 09/11 (15 att., 1 TD)  
141, Chubb, CLE at CAR 09/11 (22 att., 0 TD)  
127, Fournette, TB at DAL 09/11 (21 att., 0 TD)  
120, Patterson, ATL vs. NO 09/11 (22 att., 1 TD)

WEEK 1 / THROUGH SUNDAY, SEPTEMBER 11, 2022

AFC / LEADING PASSERS

Player, Team	Att	Comp	Pct Comp	Yds	Avg Gain	TD	Pct TD	Long	Int	Pct Int	Rating Points
Mahomes, K.C.	39	30	76.9	360	9.23	5	12.8	35	0	0.0	144.2
Herbert, LA-C	34	26	76.5	279	8.21	3	8.8	42	0	0.0	129.4
Allen, Buf.	31	26	83.9	297	9.58	3	9.7	53t	2	6.5	112.0
Tannehill, Ten.	33	20	60.6	266	8.06	2	6.1	31	0	0.0	106.4
Tagovailoa, Mia.	33	23	69.7	270	8.18	1	3.0	42t	0	0.0	104.4
Mills, Hou.	37	23	62.2	240	6.49	2	5.4	42	0	0.0	98.9
Jackson, Bal.	30	17	56.7	213	7.10	3	10.0	55t	1	3.3	98.3
Mac Jones, N.E.	30	21	70.0	213	7.10	1	3.3	41	1	3.3	87.2
Ryan, Ind.	50	32	64.0	352	7.04	1	2.0	28	1	2.0	83.1
Trubisky, Pit.	38	21	55.3	194	5.11	1	2.6	32	0	0.0	78.2
Lawrence, Jac.	42	24	57.1	275	6.55	1	2.4	49	1	2.4	75.0
Flacco, NY-J	59	37	62.7	307	5.20	1	1.7	24	1	1.7	74.6
Brissett, Cle.	34	18	52.9	147	4.32	1	2.9	24	0	0.0	74.0
Carr, L.V.	37	22	59.5	295	7.97	2	5.4	41	3	8.1	69.1
Burrow, Cin.	53	33	62.3	338	6.38	2	3.8	24	4	7.5	61.7

AFC / LEADING PASSERS, RANKS

Player, Team	Att	Comp	Pct Comp	Yds	Avg Gain	TD	Pct TD	Long	Int	Pct Int	Rating Points
Mahomes, K.C.	5	4	2	1	2	1	1		1t	1t	1
Herbert, LA-C	9t	5t	3	7	3	2t	4		1t	1t	2
Allen, Buf.	13	5t	1	5	1	2t	3		13	13	3
Tannehill, Ten.	11t	13	10	10	5	5t	5		1t	1t	4
Tagovailoa, Mia.	11t	8t	5	9	4	9t	10		1t	1t	5
Mills, Hou.	7t	8t	9	11	11	5t	6t		1t	1t	6
Jackson, Bal.	14t	15	13	12t	7t	2t	2		8t	11t	7
Mac Jones, N.E.	14t	11t	4	12t	7t	9t	9		8t	11t	8
Ryan, Ind.	3	3	6	2	9	9t	14		8t	9	9
Trubisky, Pit.	6	11t	14	14	14	9t	12		1t	1t	10
Lawrence, Jac.	4	7	12	8	10	9t	13		8t	10	11
Flacco, NY-J	1	1	7	4	13	9t	15		8t	8	12
Brissett, Cle.	9t	14	15	15	15	9t	11		1t	1t	13
Carr, L.V.	7t	10	11	6	6	5t	6t		14	15	14
Burrow, Cin.	2	2	8	3	12	5t	8		15	14	15

AFC / FOURTH-QUARTER PASSING LEADERS

Rank	Player, Team	Att	Comp	Comp%	Yards	YPA	TD	TD%	Int	Int%	Rating
1)	Allen, Buf.	4	3	75.0	101	25.25	1	25.0	0	0.0	156.3
2)	Ryan, Ind.	19	12	63.2	146	7.68	1	5.3	0	0.0	104.3
3)	Mahomes, K.C.	3	2	66.7	26	8.67	0	0.0	0	0.0	93.8
4)	Tannehill, Ten.	10	7	70.0	66	6.60	0	0.0	0	0.0	87.9
5)	Flacco, NY-J	29	18	62.1	144	4.97	1	3.4	0	0.0	86.0
6)	Brissett, Cle.	10	7	70.0	54	5.40	0	0.0	0	0.0	82.9
7)	Carr, L.V.	13	8	61.5	107	8.23	1	7.7	2	15.4	73.7
8)	Tagovailoa, Mia.	9	5	55.6	50	5.56	0	0.0	0	0.0	71.5
9)	Mac Jones, N.E.	9	4	44.4	64	7.11	0	0.0	0	0.0	68.8
10)	Burrow, Cin.	25	13	52.0	134	5.36	1	4.0	1	4.0	64.4
11)	Herbert, LA-C	7	3	42.9	20	2.86	0	0.0	0	0.0	50.3
12)	Trubisky, Pit.	8	3	37.5	16	2.00	0	0.0	0	0.0	45.8
13)	Mills, Hou.	4	0	0.0	0	0.00	0	0.0	0	0.0	39.6
14)	Lawrence, Jac.	9	5	55.6	44	4.89	0	0.0	1	11.1	29.2
15)	Jackson, Bal.	6	3	50.0	28	4.67	0	0.0	1	16.7	23.6

AFC / THIRD-DOWN PASSING LEADERS

Rank	Player, Team	Att	Comp	Comp%	Yards	YPA	TD	TD%	Int	Int%	Rating
1)	Allen, Buf.	8	7	87.5	162	20.25	2	25.0	0	0.0	158.3
2)	Mac Jones, N.E.	6	5	83.3	71	11.83	1	16.7	0	0.0	155.6
3)	Carr, L.V.	8	6	75.0	85	10.63	1	12.5	0	0.0	148.4
4)	Burrow, Cin.	12	10	83.3	92	7.67	1	8.3	0	0.0	126.4
5)	Mahomes, K.C.	6	5	83.3	78	13.00	0	0.0	0	0.0	118.8
6)	Herbert, LA-C	8	4	50.0	41	5.13	1	12.5	0	0.0	104.7
7)	Tagovailoa, Mia.	10	8	80.0	64	6.40	0	0.0	0	0.0	93.3
8)	Ryan, Ind.	10	8	80.0	57	5.70	0	0.0	0	0.0	90.4
9)	Flacco, NY-J	13	6	46.2	32	2.46	1	7.7	0	0.0	78.7
10)	Brissett, Cle.	14	7	50.0	81	5.79	0	0.0	0	0.0	67.9
11)	Trubisky, Pit.	12	6	50.0	45	3.75	0	0.0	0	0.0	59.4
12)	Mills, Hou.	11	5	45.5	27	2.45	0	0.0	0	0.0	52.5
13)	Jackson, Bal.	10	3	30.0	59	5.90	2	20.0	1	10.0	51.7
14)	Tannehill, Ten.	8	2	25.0	36	4.50	0	0.0	0	0.0	45.8
15)	Lawrence, Jac.	10	3	30.0	35	3.50	0	0.0	1	10.0	2.1



WEEK 1 / THROUGH SUNDAY, SEPTEMBER 11, 2022

AFC / LEADING RUSHERS

Rank	Player, Team	Att	Yards	Avg	Long	TD
1)	Taylor, Ind.	31	161	5.2	17	1
2)	Chubb, Cle.	22	141	6.4	25	0
3t)	Henry, Ten.	21	82	3.9	18	0
3t)	Mixon, Cin.	27	82	3.0	31	0
5)	J. Robinson, Jac.	11	66	6.0	22	1
6)	*Pacheco, K.C.	12	62	5.2	22	1
7)	Michael Carter, NY-J	10	60	6.0	22	0
8)	Jacobs, L.V.	10	57	5.7	18	0
9)	Allen, Buf. (QB)	10	56	5.6	13	1
10t)	D. Harris, N.E.	9	48	5.3	12	0
10t)	Singleton, Buf.	8	48	6.0	13	0
12t)	Burrow, Cin. (QB)	6	47	7.8	23	0
12t)	Etienne, Jac.	4	47	11.8	27	0
14)	Hunt, Cle.	11	46	4.2	24t	1
15)	Edwards-Helaire, K.C.	7	42	6.0	18	0
16)	Burkhead, Hou.	14	40	2.9	8	0
17t)	Claypool, Pit. (WR)	6	36	6.0	15	0
17t)	Ekeler, LA-C	14	36	2.6	8	0
19)	*Pierce, Hou.	11	33	3.0	8	0
20)	Drake, Bal.	11	31	2.8	8	0
21t)	Edmonds, Mia.	12	25	2.1	7	0
21t)	Stevenson, N.E.	8	25	3.1	12	0
23t)	*Bre. Hall, NY-J	6	23	3.8	14	0
23t)	Harris, Pit.	10	23	2.3	11	0
25)	McKinnon, K.C.	4	22	5.5	18	0

AFC / THIRD-AND-ONE RUSHING LEADERS

Rank	Player, Team	Att	FD	Pct
1t)	*Horvath, LA-C	1	1	100.0
1t)	Ingold, Mia.	1	1	100.0
1t)	Palmer, LA-C	1	1	100.0
1t)	Ryan, Ind.	1	1	100.0
1t)	Taylor, Ind.	1	1	100.0

WEEK 1 / THROUGH SUNDAY, SEPTEMBER 11, 2022

AFC / LEADERS IN RECEPTIONS

Rank	Player, Team	Rec	Yards	Avg	Long	TD
1t)	Adams, L.V.	10	141	14.1	41	1
1t)	Chase, Cin.	10	129	12.9	24	1
3)	Pittman, Ind.	9	121	13.4	28	1
4t)	Diggs, Buf.	8	122	15.3	53t	1
4t)	Kelce, K.C. (TE)	8	121	15.1	35	1
4t)	Hill, Mia.	8	94	11.8	26	0
7t)	Cooks, Hou.	7	82	11.7	42	0
7t)	Mixon, Cin. (RB)	7	63	9.0	18	0
7t)	D. Johnson, Pit.	7	55	7.9	25	0
7t)	Michael Carter, NY-J (RB)	7	40	5.7	11	0
11t)	Kirk, Jac.	6	117	19.5	49	0
11t)	Smith-Schuster, K.C.	6	79	13.2	20	0
11t)	C. Davis, NY-J	6	77	12.8	17	0
11t)	*Philips, Ten.	6	66	11.0	21	0
11t)	Z. Jones, Jac.	6	65	10.8	18	0
11t)	Peoples-Jones, Cle.	6	60	10.0	15	0
11t)	Hines, Ind. (RB)	6	50	8.3	15	0
11t)	*Bre. Hall, NY-J (RB)	6	38	6.3	16	0
11t)	Moss, Buf. (RB)	6	21	3.5	8	0
20t)	Freiermuth, Pit. (TE)	5	75	15.0	31	0
20t)	Andrews, Bal. (TE)	5	52	10.4	17	0
20t)	Moore, NY-J	5	49	9.8	24	0
20t)	Hurst, Cin. (TE)	5	46	9.2	20	0
20t)	Berrios, NY-J	5	37	7.4	13	0
20t)	Burkhead, Hou. (RB)	5	30	6.0	8	0
26t)	Davis, Buf.	4	88	22.0	47	1
26t)	Waller, L.V. (TE)	4	79	19.8	31	0
26t)	Waddle, Mia.	4	69	17.3	42t	1
26t)	Allen, LA-C	4	66	16.5	42	0
26t)	Meyers, N.E.	4	55	13.8	27	0
26t)	Duvernay, Bal.	4	54	13.5	25t	2
26t)	*G. Wilson, NY-J	4	52	13.0	19	0
26t)	Valdes-Scantling, K.C.	4	44	11.0	17	0
26t)	Edmonds, Mia. (RB)	4	40	10.0	15	0
26t)	M. Jones, Jac.	4	38	9.5	12	0
26t)	Ekeler, LA-C (RB)	4	36	9.0	13	0
26t)	Boyd, Cin.	4	33	8.3	22	1
26t)	Ingram, Jac. (TE)	4	28	7.0	11	0
26t)	Hunt, Cle. (RB)	4	24	6.0	24	1
26t)	Claypool, Pit.	4	18	4.5	6	0
26t)	Conklin, NY-J (TE)	4	14	3.5	6	1
26t)	Taylor, Ind. (RB)	4	14	3.5	5	0

AFC / RECEIVING YARDAGE LEADERS

Rank	Player, Team	Yards	Rec	Avg	Long	TD
1)	Adams, L.V.	141	10	14.1	41	1
2)	Chase, Cin.	129	10	12.9	24	1
3)	Diggs, Buf.	122	8	15.3	53t	1
4t)	Kelce, K.C. (TE)	121	8	15.1	35	1
4t)	Pittman, Ind.	121	9	13.4	28	1
6)	Kirk, Jac.	117	6	19.5	49	0
7)	Hill, Mia.	94	8	11.8	26	0
8)	Davis, Buf.	88	4	22.0	47	1
9)	Cooks, Hou.	82	7	11.7	42	0
10t)	Smith-Schuster, K.C.	79	6	13.2	20	0
10t)	Waller, L.V. (TE)	79	4	19.8	31	0
12)	C. Davis, NY-J	77	6	12.8	17	0
13)	Freiermuth, Pit. (TE)	75	5	15.0	31	0
14)	Waddle, Mia.	69	4	17.3	42t	1
15t)	Allen, LA-C	66	4	16.5	42	0
15t)	*Philips, Ten.	66	6	11.0	21	0
17)	Z. Jones, Jac.	65	6	10.8	18	0
18)	Carter, LA-C	64	3	21.3	30	1
19)	Mixon, Cin. (RB)	63	7	9.0	18	0
20)	Hilliard, Ten. (RB)	61	3	20.3	31	2
21)	Peoples-Jones, Cle.	60	6	10.0	15	0
22)	Bateman, Bal.	59	2	29.5	55t	1
23t)	*Burks, Ten.	55	3	18.3	27	0
23t)	D. Johnson, Pit.	55	7	7.9	25	0
23t)	Meyers, N.E.	55	4	13.8	27	0
26t)	Duvernay, Bal.	54	4	13.5	25t	2
26t)	Everett, LA-C (TE)	54	3	18.0	25	1

AFC / THIRD-DOWN RECEIVING LEADERS

Rank	Player, Team	Rec	Yards	Avg	Long	TD
1)	Edmonds, Mia. (RB)	4	40	10.0	15	0
2t)	Davis, Buf.	3	83	27.7	47	1
2t)	Diggs, Buf.	3	73	24.3	53t	1
2t)	Chase, Cin.	3	39	13.0	15	0
2t)	Hurst, Cin. (TE)	3	30	10.0	20	0
2t)	Taylor, Ind. (RB)	3	11	3.7	5	0
2t)	D. Johnson, Pit.	3	8	2.7	7	0
8t)	Adams, L.V.	2	43	21.5	22	0
8t)	Duvernay, Bal.	2	42	21.0	25t	2
8t)	Meyers, N.E.	2	39	19.5	27	0
8t)	Hunt, Cle. (RB)	2	25	12.5	24	0
8t)	Z. Jones, Jac.	2	25	12.5	18	0
8t)	Bolden, L.V. (RB)	2	21	10.5	18t	1
8t)	Peoples-Jones, Cle.	2	20	10.0	15	0
8t)	Pittman, Ind.	2	20	10.0	12	0
8t)	Campbell, Ind.	2	17	8.5	12	0
8t)	Ekeler, LA-C (RB)	2	15	7.5	10	0
8t)	Burkhead, Hou. (RB)	2	10	5.0	6	0
8t)	Boyd, Cin.	2	8	4.0	6	1
8t)	Hill, Mia.	2	4	2.0	5	0
8t)	Conklin, NY-J (TE)	2	3	1.5	3t	1

WEEK 1 / THROUGH SUNDAY, SEPTEMBER 11, 2022

AFC / LEADING SCORERS, NONKICKERS

Rank	Player, Team	TD	Rush	Rec	Ret	X2	Pts
1t)	Duvernay, Bal. (WR)	2	0	2	0	0	12
1t)	Edwards-Helaire, K.C. (RB)	2	0	2	0	0	12
1t)	Hilliard, Ten. (RB)	2	0	2	0	0	12
1t)	O. Howard, Hou. (TE)	2	0	2	0	0	12
1t)	Hunt, Cle. (RB)	2	1	1	0	0	12
1t)	J. Robinson, Jac. (RB)	2	1	1	0	0	12
7t)	Adams, L.V. (WR)	1	0	1	0	0	6
7t)	Allen, Buf. (QB)	1	1	0	0	0	6
7t)	Bateman, Bal. (WR)	1	0	1	0	0	6
7t)	Bolden, L.V. (RB)	1	0	1	0	0	6
7t)	Boyd, Cin. (WR)	1	0	1	0	0	6
7t)	Carter, LA-C (WR)	1	0	1	0	0	6
7t)	Chase, Cin. (WR)	1	0	1	0	0	6
7t)	Conklin, NY-J (TE)	1	0	1	0	0	6
7t)	Davis, Buf. (WR)	1	0	1	0	0	6
7t)	Diggs, Buf. (WR)	1	0	1	0	0	6
7t)	Everett, LA-C (TE)	1	0	1	0	0	6
7t)	Fitzpatrick, Pit. (DB)	1	0	0	1	0	6
7t)	Fortson, K.C. (TE)	1	0	1	0	0	6
7t)	Hardman, K.C. (WR)	1	0	1	0	0	6
7t)	Harris, Pit. (RB)	1	0	1	0	0	6
7t)	*Horvath, LA-C (RB)	1	0	1	0	0	6
7t)	Ingram, Mia. (LB)	1	0	0	1	0	6
7t)	Kelce, K.C. (TE)	1	0	1	0	0	6
7t)	McKenzie, Buf. (WR)	1	0	1	0	0	6
7t)	Montgomery, N.E. (WR)	1	0	1	0	0	6
7t)	*Pacheco, K.C. (RB)	1	1	0	0	0	6
7t)	Pittman, Ind. (WR)	1	0	1	0	0	6
7t)	Taylor, Ind. (RB)	1	1	0	0	0	6
7t)	Waddle, Mia. (WR)	1	0	1	0	0	6

AFC / LEADING SCORERS, KICKERS

Rank	Player, Team	PAT	FG	Pct	Long	Pts
1)	*York, Cle.	2/ 2	4/ 4	1.000	58	14
2)	Boswell, Pit.	2/ 2	3/ 4	.750	53	11
3)	Patterson, Jac.	1/ 1	3/ 4	.750	45	10
4t)	Blankenship, Ind.	2/ 2	2/ 3	.667	45	8
4t)	Bullock, Ten.	2/ 2	2/ 3	.667	46	8
4t)	Fairbairn, Hou.	2/ 2	2/ 2	1.000	45	8
4t)	J. Sanders, Mia.	2/ 2	2/ 2	1.000	49	8
8t)	Bass, Buf.	4/ 4	1/ 1	1.000	41	7
8t)	Butker, K.C.	4/ 4	1/ 1	1.000	54	7
8t)	Carlson, L.V.	1/ 1	2/ 2	1.000	55	7
11t)	Hopkins, LA-C	3/ 3	1/ 2	.500	43	6
11t)	McPherson, Cin.	0/ 1	2/ 3	.667	59	6
11t)	Tucker, Bal.	3/ 3	1/ 1	1.000	24	6
14)	Zuerlein, NY-J	0/ 1	1/ 2	.500	45	3
15t)	Folk, N.E.	1/ 1	0/ 0	---	--	1
15t)	Reid, K.C.	1/ 2	0/ 0	---	--	1

AFC / TOUCHBACKS ON KICKOFFS

Rank	Player, Team	TB
1t)	Boswell, Pit.	5
1t)	Fairbairn, Hou.	5
1t)	Hopkins, LA-C	5
1t)	McPherson, Cin.	5
1t)	Reid, K.C.	5
1t)	*York, Cle.	5
7t)	Blankenship, Ind.	4
7t)	Patterson, Jac.	4
7t)	J. Sanders, Mia.	4
10t)	Bullock, Ten.	3
10t)	Carlson, L.V.	3
10t)	Tucker, Bal.	3
13)	Zuerlein, NY-J	2
14t)	Bass, Buf.	1
14t)	Butker, K.C.	1



WEEK 1 / THROUGH SUNDAY, SEPTEMBER 11, 2022

AFC / MOST YARDS FROM SCRIMMAGE

Rank	Player, Team	Total			Rushing			Receiving		
		Yards	Att+Rec	Avg	Yards	Att	Avg	Yards	Rec	Avg
1)	Taylor, Ind. (RB)	175	35	5.0	161	31	5.2	14	4	3.5
2)	Mixon, Cin. (RB)	145	34	4.3	82	27	3.0	63	7	9.0
3)	Chubb, Cle. (RB)	143	23	6.2	141	22	6.4	2	1	2.0
4)	Adams, L.V. (WR)	141	10	14.1	0	0	---	141	10	14.1
5)	Chase, Cin. (WR)	129	10	12.9	0	0	---	129	10	12.9
6)	Diggs, Buf. (WR)	122	8	15.3	0	0	---	122	8	15.3
7t)	Kelce, K.C. (TE)	121	8	15.1	0	0	---	121	8	15.1
7t)	Pittman, Ind. (WR)	121	9	13.4	0	0	---	121	9	13.4
9)	Kirk, Jac. (WR)	117	6	19.5	0	0	---	117	6	19.5
10t)	Michael Carter, NY-J (RB)	100	17	5.9	60	10	6.0	40	7	5.7
10t)	Hill, Mia. (WR)	100	9	11.1	6	1	6.0	94	8	11.8
12)	Davis, Buf. (WR)	88	4	22.0	0	0	---	88	4	22.0
13t)	Cooks, Hou. (WR)	82	7	11.7	0	0	---	82	7	11.7
13t)	Henry, Ten. (RB)	82	21	3.9	82	21	3.9	0	0	---
15t)	Smith-Schuster, K.C. (WR)	79	6	13.2	0	0	---	79	6	13.2
15t)	Waller, L.V. (TE)	79	4	19.8	0	0	---	79	4	19.8
17t)	C. Davis, NY-J (WR)	77	6	12.8	0	0	---	77	6	12.8
17t)	Waddle, Mia. (WR)	77	5	15.4	8	1	8.0	69	4	17.3
19)	Freiermuth, Pit. (TE)	75	5	15.0	0	0	---	75	5	15.0
20)	Edwards-Helaire, K.C. (RB)	74	10	7.4	42	7	6.0	32	3	10.7
21)	Jacobs, L.V. (RB)	73	11	6.6	57	10	5.7	16	1	16.0
22)	Ekeler, LA-C (RB)	72	18	4.0	36	14	2.6	36	4	9.0
23t)	Burkhead, Hou. (RB)	70	19	3.7	40	14	2.9	30	5	6.0
23t)	Hunt, Cle. (RB)	70	15	4.7	46	11	4.2	24	4	6.0
25t)	Hilliard, Ten. (RB)	69	5	13.8	8	2	4.0	61	3	20.3
25t)	J. Robinson, Jac. (RB)	69	12	5.8	66	11	6.0	3	1	3.0
27t)	Allen, LA-C (WR)	66	4	16.5	0	0	---	66	4	16.5
27t)	*Philips, Ten. (WR)	66	6	11.0	0	0	---	66	6	11.0
29t)	Edmonds, Mia. (RB)	65	16	4.1	25	12	2.1	40	4	10.0
29t)	Etienne, Jac. (RB)	65	6	10.8	47	4	11.8	18	2	9.0
29t)	Z. Jones, Jac. (WR)	65	6	10.8	0	0	---	65	6	10.8

AFC / LEADERS IN FIRST DOWNS

Rank	Player, Team	Rush	Rec	Tot
1)	Chase, Cin. (WR)	0	10	10
2)	Taylor, Ind. (RB)	9	0	9
3)	Adams, L.V. (WR)	0	8	8
4t)	Kelce, K.C. (TE)	0	7	7
4t)	Pittman, Ind. (WR)	0	7	7
6)	Chubb, Cle. (RB)	6	0	6
7t)	Michael Carter, NY-J (RB)	2	3	5
7t)	C. Davis, NY-J (WR)	0	5	5
7t)	Diggs, Buf. (WR)	0	5	5
7t)	Hill, Mia. (WR)	0	5	5
7t)	Hunt, Cle. (RB)	3	2	5
7t)	Mixon, Cin. (RB)	2	3	5
13t)	Allen, Buf. (QB)	4	0	4
13t)	Cooks, Hou. (WR)	0	4	4
13t)	Edwards-Helaire, K.C. (RB)	1	3	4
13t)	Z. Jones, Jac. (WR)	0	4	4
13t)	*Pacheco, K.C. (RB)	4	0	4
13t)	J. Robinson, Jac. (RB)	3	1	4
13t)	Singletary, Buf. (RB)	2	2	4
13t)	Waller, L.V. (TE)	0	4	4

WEEK 1 / THROUGH SUNDAY, SEPTEMBER 11, 2022

AFC / LEADING PUNTERS

Rank	Player, Team	No	Yards	Lg	Avg	TB	Blk	Dwn	OB	Opp Ret	Ret Yds	In 20	Net Avg
1)	*Stonehouse, Ten.	6	342	66	57.0	0	0	0	0	5	62	3	46.7
2)	Huber, Cin.	3	158	58	52.7	1	0	0	0	1	20	1	39.3
3)	Cooke, Jac.	3	150	61	50.0	0	0	0	0	2	22	1	42.7
4)	Scott, LA-C	4	196	51	49.0	0	0	1	0	2	4	1	48.0
5t)	Harvin, Pit.	8	388	60	48.5	1	0	0	1	5	31	1	42.1
5t)	*Stout, Bal.	6	291	64	48.5	1	0	0	0	2	30	3	40.2
7)	Bojorquez, Cle.	4	187	56	46.8	1	0	0	1	1	10	2	39.3
8)	Morstead, Mia.	4	183	58	45.8	0	0	1	0	2	12	3	42.8
9)	Johnston, Hou.	7	318	52	45.4	0	0	0	0	5	31	3	41.0
10)	Haack, Ind.	4	179	70	44.8	0	0	1	2	0	0	3	44.8
11)	Mann, NY-J	6	253	50	42.2	0	0	1	1	2	17	2	39.3
12)	Bailey, N.E.	3	118	48	39.3	0	0	1	0	0	0	3	39.3

AFC / LEADING PUNTERS, NET AVERAGE

Rank	Player, Team	No	Yards	Lg	Avg	TB	Blk	Dwn	OB	Opp Ret	Ret Yds	In 20	Net Avg
1)	Scott, LA-C	4	196	51	49.0	0	0	1	0	2	4	1	48.0
2)	*Stonehouse, Ten.	6	342	66	57.0	0	0	0	0	5	62	3	46.7
3)	Haack, Ind.	4	179	70	44.8	0	0	1	2	0	0	3	44.8
4)	Morstead, Mia.	4	183	58	45.8	0	0	1	0	2	12	3	42.8
5)	Cooke, Jac.	3	150	61	50.0	0	0	0	0	2	22	1	42.7
6)	Harvin, Pit.	8	388	60	48.5	1	0	0	1	5	31	1	42.1
7)	Johnston, Hou.	7	318	52	45.4	0	0	0	0	5	31	3	41.0
8)	*Stout, Bal.	6	291	64	48.5	1	0	0	0	2	30	3	40.2
9t)	Bailey, N.E.	3	118	48	39.3	0	0	1	0	0	0	3	39.3
9t)	Huber, Cin.	3	158	58	52.7	1	0	0	0	1	20	1	39.3
9t)	Mann, NY-J	6	253	50	42.2	0	0	1	1	2	17	2	39.3
12)	Bojorquez, Cle.	4	187	56	46.8	1	0	0	1	1	10	2	39.3

AFC / PUNT RETURN LEADERS

Rank	Player, Team	Ret	FC	Yards	Avg	Long	TD
1)	*Philips, Ten.	4	2	62	15.5	46	0
2)	Berrios, NY-J	2	3	30	15.0	17	0
3)	*Moore, K.C.	4	0	41	10.3	15	0
4)	Duvernay, Bal.	2	2	17	8.5	9	0
5t)	Hines, Ind.	5	2	31	6.2	11	0
5t)	Taylor, Cin.	5	1	31	6.2	10	0
7)	Bryant, N.E.	2	1	12	6.0	12	0
8)	Felton, Cle.	5	0	29	5.8	15	0
9)	Renfrow, L.V.	2	1	4	2.0	4	0

AFC / KICKOFF RETURN LEADERS

Rank	Player, Team	Ret	Yards	Avg	Long	TD
1)	Berrios, NY-J	2	48	24.0	25	0
2)	Cannon, Ten.	2	33	16.5	19	0

WEEK 1 / THROUGH SUNDAY, SEPTEMBER 11, 2022

AFC / LEADERS IN INTERCEPTIONS

Rank	Player, Team	Int	Yards	Avg	Long	TD
1t)	M. Williams, Bal.	1	33	33.0	33	0
1t)	Fitzpatrick, Pit.	1	31	31.0	31t	1
1t)	Holland, Mia.	1	31	31.0	31	0
1t)	Basham Jr., Buf.	1	21	21.0	21	0
1t)	Tranquill, LA-C	1	20	20.0	20	0
1t)	Hughes, Hou.	1	14	14.0	14	0
1t)	*Walker, Jac.	1	9	9.0	9	0
1t)	Poyer, Buf.	1	6	6.0	6	0
1t)	Campbell, Jac.	1	3	3.0	3	0
1t)	Callahan, LA-C	1	2	2.0	2	0
1t)	Jackson, Buf.	1	2	2.0	2	0
1t)	Hooker, Ten.	1	0	0.0	0	0
1t)	Reed, NY-J	1	0	0.0	0	0
1t)	Samuel Jr., LA-C	1	0	0.0	0	0
1t)	Sutton, Pit.	1	0	0.0	0	0
1t)	T. Watt, Pit.	1	0	0.0	0	0
1t)	Witherspoon, Pit.	1	0	0.0	0	0
1t)	Delpit, Cle.	1	-4	-4.0	-4	0

AFC / LEADERS IN SACKS

Rank	Player, Team	Sacks
1t)	Highsmith, Pit. (LB)	3.0
1t)	Mack, LA-C (LB)	3.0
3t)	Garrett, Cle. (DE)	2.0
3t)	Hughes, Hou. (DE)	2.0
3t)	V. Miller, Buf. (LB)	2.0
3t)	Paye, Ind. (DE)	2.0
3t)	Simmons, Ten. (DT)	2.0
3t)	Weaver, Ten. (LB)	2.0
9t)	Bosa, LA-C (LB)	1.5
9t)	Epenesa, Buf. (DE)	1.5
9t)	Phillips, Buf. (DT)	1.5
12t)	Basham Jr., Buf. (DE)	1.0
12t)	Bentley, N.E. (LB)	1.0
12t)	Campbell, Bal. (DE)	1.0
12t)	Dunlap, K.C. (DE)	1.0
12t)	Dupree, Ten. (LB)	1.0
12t)	Ca. Heyward, Pit. (DT)	1.0
12t)	B. Hill, Cin. (DE)	1.0
12t)	Houston, Bal. (LB)	1.0
12t)	James, LA-C (DB)	1.0
12t)	Br. Jones, Mia. (DB)	1.0
12t)	Judon, N.E. (LB)	1.0
12t)	Maulet, Pit. (DB)	1.0
12t)	Ogbah, Mia. (DE)	1.0
12t)	Rousseau, Buf. (DE)	1.0
12t)	Sneed, K.C. (DB)	1.0
12t)	Speed, Ind. (LB)	1.0
12t)	Spillane, Pit. (LB)	1.0
12t)	*Walker, Jac. (LB)	1.0
12t)	T. Watt, Pit. (LB)	1.0
12t)	Wharton, K.C. (DE)	1.0
12t)	Quinc. Williams, NY-J (LB)	1.0
12t)	Wise, N.E. (DE)	1.0

WEEK 1 / THROUGH SUNDAY, SEPTEMBER 11, 2022

AFC / FUMBLE RECOVERIES

Rank	Player, Team	TotRec	OffRec	DefRec
1)	Ryan, Ind.	2	2	0
2t)	Buckner, Ind.	1	0	1
2t)	Davis, Bal.	1	1	0
2t)	Dupree, Ten.	1	0	1
2t)	Edwards-Helaire, K.C.	1	1	0
2t)	Henne, K.C.	1	1	0
2t)	Henry, Ten.	1	1	0
2t)	Ca. Heyward, Pit.	1	0	1
2t)	Humphrey, Bal.	1	0	1
2t)	Ingram, Mia.	1	0	1
2t)	D. Johnson, Pit.	1	1	0
2t)	Kirksey, Hou.	1	0	1
2t)	Miller, Cle.	1	1	0
2t)	Miller, L.V.	1	1	0
2t)	Oluokun, Jac.	1	0	1
2t)	*Pacheco, K.C.	1	1	0
2t)	Perine, Cin.	1	1	0
2t)	Phillips, Mia.	1	0	1
2t)	Renfrow, L.V.	1	1	0
2t)	Rodgers, Ind.	1	1	0
2t)	Simpson, L.V.	1	1	0
2t)	Smith, Ind.	1	1	0
2t)	C. Williams, Mia.	1	1	0
2t)	*G. Wilson, NY-J	1	1	0

AFC / OFFENSIVE FUMBLE RECOVERIES

Rank	Player, Team	Ret	Yards	Avg	Long	TD
1)	Ryan, Ind.	2	0	0.0	0	0
2t)	Davis, Bal.	1	0	0.0	0	0
2t)	Edwards-Helaire, K.C.	1	0	0.0	0	0
2t)	Henne, K.C.	1	0	0.0	0	0
2t)	Henry, Ten.	1	0	0.0	0	0
2t)	D. Johnson, Pit.	1	0	0.0	0	0
2t)	Miller, Cle.	1	0	0.0	0	0
2t)	Miller, L.V.	1	0	0.0	0	0
2t)	*Pacheco, K.C.	1	0	0.0	0	0
2t)	Perine, Cin.	1	0	0.0	0	0
2t)	Renfrow, L.V.	1	0	0.0	0	0
2t)	Simpson, L.V.	1	0	0.0	0	0
2t)	Smith, Ind.	1	0	0.0	0	0
2t)	C. Williams, Mia.	1	0	0.0	0	0
2t)	*G. Wilson, NY-J	1	0	0.0	0	0
2t)	Rodgers, Ind.	1	-2	-2.0	-2	0

AFC / DEFENSIVE FUMBLE RECOVERIES

Rank	Player, Team	Ret	Yards	Avg	Long	TD
1t)	Dupree, Ten.	1	2	2.0	2	0
1t)	Ingram, Mia.	1	2	2.0	2t	1
1t)	Buckner, Ind.	1	0	0.0	0	0
1t)	Ca. Heyward, Pit.	1	0	0.0	0	0
1t)	Humphrey, Bal.	1	0	0.0	0	0
1t)	Kirksey, Hou.	1	0	0.0	0	0
1t)	Oluokun, Jac.	1	0	0.0	0	0
1t)	Phillips, Mia.	1	0	0.0	0	0



WEEK 1 / THROUGH SUNDAY, SEPTEMBER 11, 2022

NFC / LEADING PASSERS

Player, Team	Pct			Avg		Pct				Pct	Rating
	Att	Comp	Comp	Yds	Gain	TD	TD	Long	Int	Int	Points
Cousins, Min.	32	23	71.9	277	8.66	2	6.3	64	0	0.0	118.9
Jones, NY-G	21	17	81.0	188	8.95	2	9.5	65t	1	4.8	115.9
J. Winston, N.O.	34	23	67.6	269	7.91	2	5.9	40	0	0.0	111.0
Wentz, Was.	41	27	65.9	313	7.63	4	9.8	49t	2	4.9	101.0
K. Murray, Ariz	34	22	64.7	193	5.68	2	5.9	26	0	0.0	99.3
Brady, T.B.	27	18	66.7	212	7.85	1	3.7	48	1	3.7	87.3
Fields, Chi.	17	8	47.1	121	7.12	2	11.8	51t	1	5.9	85.7
Mayfield, Car.	27	16	59.3	235	8.70	1	3.7	75t	1	3.7	84.6
Hurts, Phi.	32	18	56.3	243	7.59	0	0.0	54	0	0.0	80.6
Goff, Det.	37	21	56.8	215	5.81	2	5.4	29	1	2.7	80.3
Mariota, Atl.	33	20	60.6	215	6.52	0	0.0	31	0	0.0	79.7
Aa. Rodgers, G.B.	34	22	64.7	195	5.74	0	0.0	23	1	2.9	67.6
Stafford, LA-R	41	29	70.7	240	5.85	1	2.4	28	3	7.3	63.1
Lance, S.F.	28	13	46.4	164	5.86	0	0.0	44	1	3.6	50.3
Prescott, Dal.	29	14	48.3	134	4.62	0	0.0	22	1	3.4	47.2

NFC / LEADING PASSERS, RANKS

Player, Team	Pct				Avg		Pct			Pct	Rating
	Att	Comp	Comp	Yds	Gain	TD	TD	Long	Int	Int	Points
Cousins, Min.	8t	3t	2	2	3	2t	4		1t	1t	1
Jones, NY-G	14	11	1	12	1	2t	3		6t	12	2
J. Winston, N.O.	4t	3t	4	3	4	2t	5t		1t	1t	3
Wentz, Was.	1t	2	6	1	6	1	2		14	13	4
K. Murray, Ariz	4t	5t	7t	11	14	2t	5t		1t	1t	5
Brady, T.B.	12t	9t	5	9	5	8t	8t		6t	10t	6
Fields, Chi.	15	15	14	15	8	2t	1		6t	14	7
Mayfield, Car.	12t	12	10	6	2	8t	8t		6t	10t	8
Hurts, Phi.	8t	9t	12	4	7	11t	11t		1t	1t	9
Goff, Det.	3	7	11	7t	12	2t	7		6t	6	10
Mariota, Atl.	7	8	9	7t	9	11t	11t		1t	1t	11
Aa. Rodgers, G.B.	4t	5t	7t	10	13	11t	11t		6t	7	12
Stafford, LA-R	1t	1	3	5	11	8t	10		15	15	13
Lance, S.F.	11	14	15	13	10	11t	11t		6t	9	14
Prescott, Dal.	10	13	13	14	15	11t	11t		6t	8	15

NFC / FOURTH-QUARTER PASSING LEADERS

Rank	Player, Team	Att	Comp	Comp%	Yards	YPA	TD	TD%	Int	Int%	Rating
1t)	Mayfield, Car.	6	5	83.3	131	21.83	1	16.7	0	0.0	158.3
1t)	J. Winston, N.O.	16	13	81.3	213	13.31	2	12.5	0	0.0	158.3
3)	Fields, Chi.	3	2	66.7	26	8.67	1	33.3	0	0.0	133.3
4)	Goff, Det.	11	8	72.7	87	7.91	1	9.1	0	0.0	125.9
5)	K. Murray, Ariz	8	5	62.5	56	7.00	2	25.0	0	0.0	122.9
6)	Love, G.B.	5	4	80.0	65	13.00	0	0.0	0	0.0	118.8
7)	Wentz, Was.	13	8	61.5	134	10.31	2	15.4	2	15.4	96.3
8)	Aa. Rodgers, G.B.	14	9	64.3	83	5.93	0	0.0	0	0.0	80.4
9)	Jones, NY-G	9	7	77.8	33	3.67	1	11.1	1	11.1	79.4
10)	Cousins, Min.	6	3	50.0	50	8.33	0	0.0	0	0.0	78.5
11)	Rush, Dal.	13	7	53.8	64	4.92	0	0.0	0	0.0	67.5
12)	Prescott, Dal.	8	4	50.0	45	5.63	0	0.0	0	0.0	67.2
13)	Mariota, Atl.	10	5	50.0	55	5.50	0	0.0	0	0.0	66.7
14t)	Hurts, Phi.	4	2	50.0	10	2.50	0	0.0	0	0.0	56.3
14t)	McSorley, Ariz	4	2	50.0	12	3.00	0	0.0	0	0.0	56.3
16)	Stafford, LA-R	20	13	65.0	108	5.40	0	0.0	2	10.0	39.2
17)	Brady, T.B.	4	2	50.0	13	3.25	0	0.0	1	25.0	17.7
18)	Lance, S.F.	14	5	35.7	43	3.07	0	0.0	1	7.1	14.9

NFC / THIRD-DOWN PASSING LEADERS

Rank	Player, Team	Att	Comp	Comp%	Yards	YPA	TD	TD%	Int	Int%	Rating
1)	Wentz, Was.	10	9	90.0	134	13.40	1	10.0	0	0.0	152.1
2)	Goff, Det.	10	7	70.0	96	9.60	2	20.0	0	0.0	140.0
3)	Fields, Chi.	6	4	66.7	90	15.00	2	33.3	1	16.7	109.7
4)	Stafford, LA-R	11	9	81.8	103	9.36	0	0.0	0	0.0	105.7
5)	Hurts, Phi.	9	5	55.6	114	12.67	0	0.0	0	0.0	100.5
6)	K. Murray, Ariz	6	2	33.3	9	1.50	1	16.7	0	0.0	81.9
7)	Mariota, Atl.	8	5	62.5	39	4.88	0	0.0	0	0.0	74.5
8)	Cousins, Min.	9	5	55.6	52	5.78	0	0.0	0	0.0	72.5
9)	J. Winston, N.O.	8	4	50.0	43	5.38	0	0.0	0	0.0	66.1
10)	Aa. Rodgers, G.B.	6	3	50.0	29	4.83	0	0.0	0	0.0	63.9
11)	Mayfield, Car.	5	4	80.0	35	7.00	0	0.0	1	20.0	56.3
12)	Lance, S.F.	8	4	50.0	68	8.50	0	0.0	1	12.5	39.6
13)	Jones, NY-G	7	4	57.1	41	5.86	0	0.0	1	14.3	34.5
14)	Prescott, Dal.	9	3	33.3	39	4.33	0	0.0	1	11.1	8.3
15)	Brady, T.B.	7	2	28.6	17	2.43	0	0.0	1	14.3	0.0

WEEK 1 / THROUGH SUNDAY, SEPTEMBER 11, 2022

NFC / LEADING RUSHERS

Rank	Player, Team	Att	Yards	Avg	Long	TD
1)	Barkley, NY-G	18	164	9.1	68	1
2)	Swift, Det.	15	144	9.6	50	1
3)	Fournette, T.B.	21	127	6.0	17	0
4)	Patterson, Atl.	22	120	5.5	15	1
5)	Sanders, Phi.	13	96	7.4	24	1
6t)	Cook, Min.	20	90	4.5	16	0
6t)	Hurts, Phi. (QB)	17	90	5.3	16	1
8)	Hill, N.O. (TE)	4	81	20.3	57	1
9)	Mariota, Atl. (QB)	12	72	6.0	16	1
10)	Gibson, Was.	14	58	4.1	13	0
11)	Lance, S.F. (QB)	13	54	4.2	13	0
12t)	Elliott, Dal.	10	52	5.2	7	0
12t)	Samuel, S.F. (WR)	8	52	6.5	27	1
14)	A. Jones, G.B.	5	49	9.8	29	0
15)	Henderson, LA-R	13	47	3.6	18	0
16t)	Dillon, G.B.	10	45	4.5	14	1
16t)	Herbert, Chi.	9	45	5.0	12	1
18)	Mitchell, S.F.	6	41	6.8	16	0
19)	Kamara, N.O.	9	39	4.3	15	0
20)	Mattison, Min.	8	36	4.5	10	0
21)	McCaffrey, Car.	10	33	3.3	9	1
22)	K. Murray, Ariz (QB)	5	29	5.8	21	0
23t)	Benjamin, Ariz	4	28	7.0	16	0
23t)	Fields, Chi. (QB)	11	28	2.5	12	0
23t)	Jama. Williams, Det.	11	28	2.5	7	2
26t)	Conner, Ariz	10	26	2.6	8	1
26t)	Montgomery, Chi.	17	26	1.5	6	0
28)	Jones, NY-G (QB)	6	25	4.2	11	0
29)	Breida, NY-G	5	24	4.8	9	0
30)	Toney, NY-G (WR)	2	23	11.5	19	0

NFC / THIRD-AND-ONE RUSHING LEADERS

Rank	Player, Team	Att	FD	Pct
1t)	Conner, Ariz	1	1	100.0
1t)	Cook, Min.	1	1	100.0
1t)	Dillon, G.B.	1	1	100.0
1t)	Fields, Chi.	1	1	100.0
1t)	Hill, N.O.	1	1	100.0
1t)	Jones, T.B.	1	1	100.0
1t)	Lance, S.F.	1	1	100.0
1t)	Mattison, Min.	1	1	100.0
1t)	Patterson, Atl.	1	1	100.0
1t)	Sanders, Phi.	1	1	100.0
1t)	Stafford, LA-R	1	1	100.0
1t)	*R. White, T.B.	1	1	100.0

WEEK 1 / THROUGH SUNDAY, SEPTEMBER 11, 2022

NFC / LEADERS IN RECEPTIONS

Rank	Player, Team	Rec	Yards	Avg	Long	TD
1)	Kupp, LA-R	13	128	9.8	28	1
2)	Brown, Phi.	10	155	15.5	54	0
3)	Jefferson, Min.	9	184	20.4	64	2
4t)	St. Brown, Det.	8	64	8.0	29	1
4t)	Samuel, Was.	8	55	6.9	13	1
6t)	Landry, N.O.	7	114	16.3	40	0
6t)	Gibson, Was. (RB)	7	72	10.3	26	0
6t)	Dortch, Ariz	7	63	9.0	24	0
6t)	Schultz, Dal. (TE)	7	62	8.9	14	0
10)	Barkley, NY-G (RB)	6	30	5.0	7	0
11t)	R. Anderson, Car.	5	102	20.4	75t	1
11t)	*London, Atl.	5	74	14.8	31	0
11t)	Evans, T.B.	5	71	14.2	20	1
11t)	N. Brown, Dal.	5	68	13.6	22	0
11t)	James, NY-G	5	59	11.8	16	0
11t)	Thomas, N.O.	5	57	11.4	21	2
11t)	Dillon, G.B. (RB)	5	46	9.2	12	0
11t)	Higbee, LA-R (TE)	5	39	7.8	11	0
11t)	Conner, Ariz (RB)	5	29	5.8	11	0
11t)	Henderson, LA-R (RB)	5	26	5.2	10	0
21t)	Jennings, S.F.	4	62	15.5	44	0
21t)	Chark, Det.	4	52	13.0	22t	1
21t)	Zaccheaus, Atl.	4	49	12.3	22	0
21t)	M. Brown, Ariz	4	43	10.8	26	1
21t)	Hockenson, Det. (TE)	4	38	9.5	16	0
21t)	*Doubs, G.B.	4	37	9.3	23	0
21t)	Skowronek, LA-R	4	25	6.3	12	0
21t)	McCaffrey, Car. (RB)	4	24	6.0	21	0

NFC / RECEIVING YARDAGE LEADERS

Rank	Player, Team	Yards	Rec	Avg	Long	TD
1)	Jefferson, Min.	184	9	20.4	64	2
2)	Brown, Phi.	155	10	15.5	54	0
3)	Kupp, LA-R	128	13	9.8	28	1
4)	Landry, N.O.	114	7	16.3	40	0
5)	R. Anderson, Car.	102	5	20.4	75t	1
6)	*London, Atl.	74	5	14.8	31	0
7)	Gibson, Was. (RB)	72	7	10.3	26	0
8t)	Evans, T.B.	71	5	14.2	20	1
8t)	Shepard, NY-G	71	2	35.5	65t	1
10)	Jones, T.B.	69	3	23.0	48	0
11)	N. Brown, Dal.	68	5	13.6	22	0
12)	St. Brown, Det.	64	8	8.0	29	1
13)	Dortch, Ariz	63	7	9.0	24	0
14t)	Jennings, S.F.	62	4	15.5	44	0
14t)	Schultz, Dal. (TE)	62	7	8.9	14	0
16)	Goedert, Phi. (TE)	60	3	20.0	27	0
17)	James, NY-G	59	5	11.8	16	0
18)	McLaurin, Was.	58	2	29.0	49t	1
19)	Thomas, N.O.	57	5	11.4	21	2
20)	Samuel, Was.	55	8	6.9	13	1
21)	Thomas, Car. (TE)	53	2	26.5	50	0
22)	Chark, Det.	52	4	13.0	22t	1
23)	Pettis, Chi.	51	1	51.0	51t	1
24)	Zaccheaus, Atl.	49	4	12.3	22	0
25)	Dillon, G.B. (RB)	46	5	9.2	12	0

NFC / THIRD-DOWN RECEIVING LEADERS

Rank	Player, Team	Rec	Yards	Avg	Long	TD
1)	Kupp, LA-R	4	65	16.3	28	0
2t)	Brown, Phi.	3	80	26.7	54	0
2t)	Chark, Det.	3	48	16.0	22t	1
2t)	Jefferson, Min.	3	41	13.7	21	0
2t)	James, NY-G	3	36	12.0	16	0
6t)	Jennings, S.F.	2	51	25.5	44	0
6t)	Thomas, Was. (TE)	2	41	20.5	27	0
6t)	Schultz, Dal. (TE)	2	27	13.5	14	0
6t)	Samuel, Was.	2	25	12.5	13	0
6t)	Montgomery, Chi. (RB)	2	21	10.5	16	0
6t)	*Olave, N.O.	2	21	10.5	11	0
6t)	R. Anderson, Car.	2	16	8.0	12	0
6t)	Higbee, LA-R (TE)	2	13	6.5	9	0
6t)	McKissic, Was. (RB)	2	10	5.0	6	0



WEEK 1 / THROUGH SUNDAY, SEPTEMBER 11, 2022

NFC / LEADING SCORERS, NONKICKERS

Rank	Player, Team	TD	Rush	Rec	Ret	X2	Pts
1t)	*Dotson, Was. (WR)	2	0	2	0	0	12
1t)	Jefferson, Min. (WR)	2	0	2	0	0	12
1t)	Thomas, N.O. (WR)	2	0	2	0	0	12
1t)	Jama. Williams, Det. (RB)	2	2	0	0	0	12
5t)	Barkley, NY-G (RB)	1	1	0	0	1	8
5t)	Ertz, Ariz (TE)	1	0	1	0	1	8
7t)	R. Anderson, Car. (WR)	1	0	1	0	0	6
7t)	Bradberry, Phi. (DB)	1	0	0	1	0	6
7t)	M. Brown, Ariz (WR)	1	0	1	0	0	6
7t)	Chark, Det. (WR)	1	0	1	0	0	6
7t)	Conner, Ariz (RB)	1	1	0	0	0	6
7t)	Dillon, G.B. (RB)	1	1	0	0	0	6
7t)	Evans, T.B. (WR)	1	0	1	0	0	6
7t)	Gainwell, Phi. (RB)	1	1	0	0	0	6
7t)	Herbert, Chi. (RB)	1	1	0	0	0	6
7t)	Hill, N.O. (TE)	1	1	0	0	0	6
7t)	Hurts, Phi. (QB)	1	1	0	0	0	6
7t)	Kupp, LA-R (WR)	1	0	1	0	0	6
7t)	Mariota, Atl. (QB)	1	1	0	0	0	6
7t)	Mayfield, Car. (QB)	1	1	0	0	0	6
7t)	McCaffrey, Car. (RB)	1	1	0	0	0	6
7t)	McLaurin, Was. (WR)	1	0	1	0	0	6
7t)	Myarick, NY-G (RB)	1	0	1	0	0	6
7t)	Patterson, Atl. (RB)	1	1	0	0	0	6
7t)	Pettis, Chi. (WR)	1	0	1	0	0	6
7t)	Samuel, Was. (WR)	1	0	1	0	0	6
7t)	Samuel, S.F. (WR)	1	1	0	0	0	6
7t)	Sanders, Phi. (RB)	1	1	0	0	0	6
7t)	B. Scott, Phi. (RB)	1	1	0	0	0	6
7t)	Shepard, NY-G (WR)	1	0	1	0	0	6
7t)	St. Brown, Det. (WR)	1	0	1	0	0	6
7t)	St. Brown, Chi. (WR)	1	0	1	0	0	6
7t)	Swift, Det. (RB)	1	1	0	0	0	6

NFC / LEADING SCORERS, KICKERS

Rank	Player, Team	PAT	FG	Pct	Long	Pts
1)	Koo, Atl.	2/ 2	4/ 5	.800	54	14
2)	Succop, T.B.	1/ 1	4/ 5	.800	47	13
3)	Joseph, Min.	2/ 2	3/ 3	1.000	56	11
4)	Elliott, Phi.	5/ 5	1/ 1	1.000	23	8
5)	Lutz, N.O.	1/ 1	2/ 3	.667	51	7
6)	Pineiro, Car.	3/ 3	1/ 1	1.000	34	6
7)	Seibert, Det.	5/ 5	0/ 0	---	--	5
8t)	Gay, LA-R	1/ 1	1/ 1	1.000	57	4
8t)	Gould, S.F.	1/ 1	1/ 1	1.000	25	4
10)	Maher, Dal.	0/ 0	1/ 1	1.000	51	3
11)	Slye, Was.	2/ 2	0/ 0	---	--	2
12t)	Crosby, G.B.	1/ 1	0/ 0	---	--	1
12t)	Gano, NY-G	1/ 1	0/ 0	---	--	1
12t)	Prater, Ariz	1/ 1	0/ 0	---	--	1
12t)	Santos, Chi.	1/ 3	0/ 0	---	--	1

NFC / TOUCHBACKS ON KICKOFFS

Rank	Player, Team	TB
1)	Elliott, Phi.	7
2t)	Lutz, N.O.	6
2t)	Pinion, Atl.	6
4t)	Joseph, Min.	5
4t)	Slye, Was.	5
6)	Pineiro, Car.	3
7t)	*Camarda, T.B.	2
7t)	Gano, NY-G	2
7t)	Gay, LA-R	2
7t)	Maher, Dal.	2
7t)	Prater, Ariz	2
7t)	Santos, Chi.	2
7t)	Seibert, Det.	2
14t)	Crosby, G.B.	1
14t)	Gould, S.F.	1

WEEK 1 / THROUGH SUNDAY, SEPTEMBER 11, 2022

NFC / MOST YARDS FROM SCRIMMAGE

Rank	Player, Team	Total			Rushing			Receiving		
		Yards	Att+Rec	Avg	Yards	Att	Avg	Yards	Rec	Avg
1)	Barkley, NY-G (RB)	194	24	8.1	164	18	9.1	30	6	5.0
2)	Jefferson, Min. (WR)	184	9	20.4	0	0	---	184	9	20.4
3)	Swift, Det. (RB)	175	18	9.7	144	15	9.6	31	3	10.3
4)	Brown, Phi. (WR)	155	10	15.5	0	0	---	155	10	15.5
5)	Fournette, T.B. (RB)	137	23	6.0	127	21	6.0	10	2	5.0
6)	Patterson, Atl. (RB)	136	25	5.4	120	22	5.5	16	3	5.3
7)	Gibson, Was. (RB)	130	21	6.2	58	14	4.1	72	7	10.3
8)	Kupp, LA-R (WR)	128	13	9.8	0	0	---	128	13	9.8
9)	Landry, N.O. (WR)	114	7	16.3	0	0	---	114	7	16.3
10)	Cook, Min. (RB)	108	23	4.7	90	20	4.5	18	3	6.0
11)	Sanders, Phi. (RB)	105	15	7.0	96	13	7.4	9	2	4.5
12)	R. Anderson, Car. (WR)	102	5	20.4	0	0	---	102	5	20.4
13)	Dillon, G.B. (RB)	91	15	6.1	45	10	4.5	46	5	9.2
14)	Hurts, Phi. (QB)	90	17	5.3	90	17	5.3	0	0	---
15)	Jones, T.B. (WR)	86	5	17.2	17	2	8.5	69	3	23.0
16)	Hill, N.O. (TE)	83	5	16.6	81	4	20.3	2	1	2.0
17)	A. Jones, G.B. (RB)	76	8	9.5	49	5	9.8	27	3	9.0
18)	*London, Atl. (WR)	74	5	14.8	0	0	---	74	5	14.8
19)	Henderson, LA-R (RB)	73	18	4.1	47	13	3.6	26	5	5.2
20t)	Mariota, Atl. (QB)	72	12	6.0	72	12	6.0	0	0	---
20t)	Samuel, Was. (WR)	72	12	6.0	17	4	4.3	55	8	6.9
22t)	Evans, T.B. (WR)	71	5	14.2	0	0	---	71	5	14.2
22t)	Shepard, NY-G (WR)	71	2	35.5	0	0	---	71	2	35.5
24)	N. Brown, Dal. (WR)	68	5	13.6	0	0	---	68	5	13.6
25)	Samuel, S.F. (WR)	66	10	6.6	52	8	6.5	14	2	7.0

NFC / LEADERS IN FIRST DOWNS

Rank	Player, Team	Rush	Rec	Tot
1)	Patterson, Atl. (RB)	10	1	11
2)	Gibson, Was. (RB)	5	3	8
3t)	Barkley, NY-G (RB)	7	0	7
3t)	Brown, Phi. (WR)	0	7	7
3t)	Jefferson, Min. (WR)	0	7	7
3t)	Swift, Det. (RB)	5	2	7
7t)	Conner, Ariz (RB)	3	3	6
7t)	Cook, Min. (RB)	5	1	6
7t)	Dillon, G.B. (RB)	4	2	6
7t)	Fournette, T.B. (RB)	6	0	6
7t)	Hurts, Phi. (QB)	6	0	6
7t)	Kupp, LA-R (WR)	0	6	6
7t)	Lance, S.F. (QB)	6	0	6
7t)	Samuel, Was. (WR)	1	5	6
15)	Evans, T.B. (WR)	0	5	5
16t)	N. Brown, Dal. (WR)	0	4	4
16t)	Higbee, LA-R (TE)	0	4	4
16t)	A. Jones, G.B. (RB)	3	1	4
16t)	Jones, T.B. (WR)	2	2	4
16t)	Landry, N.O. (WR)	0	4	4
16t)	McCaffrey, Car. (RB)	3	1	4
16t)	Sanders, Phi. (RB)	4	0	4
16t)	Thomas, N.O. (WR)	0	4	4
24t)	Chark, Det. (WR)	0	3	3
24t)	Dortch, Ariz (WR)	0	3	3
24t)	Elliott, Dal. (RB)	3	0	3
24t)	Fields, Chi. (QB)	3	0	3
24t)	Gainwell, Phi. (RB)	2	1	3
24t)	Goedert, Phi. (TE)	0	3	3
24t)	Henderson, LA-R (RB)	2	1	3
24t)	Herbert, Chi. (RB)	3	0	3
24t)	Hockenson, Det. (TE)	0	3	3
24t)	James, NY-G (WR)	0	3	3
24t)	*London, Atl. (WR)	0	3	3
24t)	Mariota, Atl. (QB)	3	0	3
24t)	Samuel, S.F. (WR)	3	0	3
24t)	St. Brown, Det. (WR)	0	3	3
24t)	Jama. Williams, Det. (RB)	3	0	3

WEEK 1 / THROUGH SUNDAY, SEPTEMBER 11, 2022

NFC / LEADING PUNTERS

Rank	Player, Team	No	Yards	Lg	Avg	TB	Blk	Dwn	OB	Opp				Net
										Ret	Yds	In	20	
1)	Gillikin, N.O.	5	272	59	54.4	0	0	0	0	3	42	1		46.0
2)	Gillan, NY-G	6	309	69	51.5	0	0	0	0	4	62	5		41.2
3)	Lee, Ariz	5	255	57	51.0	0	0	0	0	5	44	0		42.2
4)	Anger, Dal.	5	254	58	50.8	0	0	1	0	3	28	2		45.2
5)	*Camarda, T.B.	3	152	63	50.7	1	0	0	0	1	3	2		43.0
6)	Hekker, Car.	5	250	61	50.0	0	0	0	0	5	29	0		44.2
7)	Way, Was.	3	147	57	49.0	1	0	0	0	1	2	0		41.7
8)	*Wright, Min.	5	232	56	46.4	0	0	0	0	1	12	3		44.0
9)	Fox, Det.	4	185	54	46.3	0	0	0	0	2	13	2		43.0
10)	*Gill, Chi.	6	277	58	46.2	1	0	1	0	2	23	1		39.0
11)	Siposs, Phi.	3	137	48	45.7	0	0	0	0	3	15	0		40.7
12)	Dixon, LA-R	4	181	58	45.3	0	0	0	0	1	21	2		40.0
13)	Pinion, Atl.	4	180	51	45.0	0	0	0	0	1	12	2		42.0
14)	O'Donnell, G.B.	4	179	53	44.8	0	0	0	1	1	7	3		43.0
15)	Wishnowsky, S.F.	4	161	51	40.3	0	0	1	0	1	0	3		40.3

NFC / LEADING PUNTERS, NET AVERAGE

Rank	Player, Team	No	Yards	Lg	Avg	TB	Blk	Dwn	OB	Opp				Net
										Ret	Yds	In	20	
1)	Gillikin, N.O.	5	272	59	54.4	0	0	0	0	3	42	1		46.0
2)	Anger, Dal.	5	254	58	50.8	0	0	1	0	3	28	2		45.2
3)	Hekker, Car.	5	250	61	50.0	0	0	0	0	5	29	0		44.2
4)	*Wright, Min.	5	232	56	46.4	0	0	0	0	1	12	3		44.0
5t)	*Camarda, T.B.	3	152	63	50.7	1	0	0	0	1	3	2		43.0
5t)	Fox, Det.	4	185	54	46.3	0	0	0	0	2	13	2		43.0
5t)	O'Donnell, G.B.	4	179	53	44.8	0	0	0	1	1	7	3		43.0
8)	Lee, Ariz	5	255	57	51.0	0	0	0	0	5	44	0		42.2
9)	Pinion, Atl.	4	180	51	45.0	0	0	0	0	1	12	2		42.0
10)	Way, Was.	3	147	57	49.0	1	0	0	0	1	2	0		41.7
11)	Gillan, NY-G	6	309	69	51.5	0	0	0	0	4	62	5		41.2
12)	Siposs, Phi.	3	137	48	45.7	0	0	0	0	3	15	0		40.7
13)	Wishnowsky, S.F.	4	161	51	40.3	0	0	1	0	1	0	3		40.3
14)	Dixon, LA-R	4	181	58	45.3	0	0	0	0	1	21	2		40.0
15)	*Gill, Chi.	6	277	58	46.2	1	0	1	0	2	23	1		39.0

NFC / PUNT RETURN LEADERS

Rank	Player, Team	Ret	FC	Yards	Avg	Long	TD
1)	A. Williams, Atl.	3	2	42	14.0	18	0
2)	James, NY-G	5	1	62	12.4	22	0
3)	McCloud, S.F.	2	2	23	11.5	16	0
4)	Milne, Was.	2	1	22	11.0	13	0
5)	Darden, T.B.	3	1	28	9.3	10	0
6)	*Covey, Phi.	2	2	13	6.5	11	0
7)	Raymond, Det.	3	0	15	5.0	12	0

NFC / KICKOFF RETURN LEADERS

Rank	Player, Team	Ret	Yards	Avg	Long	TD
1)	Benjamin, Ariz	2	68	34.0	44	0
2)	*Ebner, Chi.	2	48	24.0	30	0
3)	Milne, Was.	2	44	22.0	24	0
4)	McCloud, S.F.	2	42	21.0	21	0
5)	Brightwell, NY-G	2	41	20.5	24	0
6)	Turpin, Dal.	4	77	19.3	22	0
7)	Roberts, Car.	2	35	17.5	18	0
8)	Powell, LA-R	4	67	16.8	21	0
9)	Watkins, Phi.	3	38	12.7	17	0

WEEK 1 / THROUGH SUNDAY, SEPTEMBER 11, 2022

NFC / LEADERS IN INTERCEPTIONS

Rank	Player, Team	Int	Yards	Avg	Long	TD
1t)	Bradberry, Phi.	1	27	27.0	27t	1
1t)	E. Jackson, Chi.	1	26	26.0	26	0
1t)	Winfield, T.B.	1	15	15.0	15	0
1t)	Hill, LA-R	1	5	5.0	5	0
1t)	Forrest, Was.	1	1	1.0	1	0
1t)	Hufanga, S.F.	1	1	1.0	1	0
1t)	Lewis, LA-R	1	0	0.0	0	0
1t)	H. Smith, Min.	1	0	0.0	0	0
1t)	Wilson, Dal.	1	0	0.0	0	0

NFC / LEADERS IN SACKS

Rank	Player, Team	Sacks
1t)	Parsons, Dal. (LB)	2.0
1t)	D. White, T.B. (LB)	2.0
3t)	Jarrett, Atl. (DT)	1.5
3t)	*Robinson, Chi. (DE)	1.5
5t)	J. Allen, Was. (DE)	1.0
5t)	Bosa, S.F. (DE)	1.0
5t)	Donald, LA-R (DE)	1.0
5t)	*Ebiketie, Atl. (LB)	1.0
5t)	Ebukam, S.F. (DE)	1.0
5t)	*Fox, NY-G (LB)	1.0
5t)	Gary, G.B. (LB)	1.0
5t)	Hicks, Min. (LB)	1.0
5t)	Hunter, Min. (LB)	1.0
5t)	Nelson, T.B. (LB)	1.0
5t)	Payne, Was. (NT)	1.0
5t)	Z. Smith, Min. (LB)	1.0
5t)	Vea, T.B. (DT)	1.0
5t)	Wagner, LA-R (LB)	1.0
5t)	Walker, Atl. (LB)	1.0
5t)	Walker III, Det. (DB)	1.0
5t)	Wilson, Car. (LB)	1.0
5t)	Wonnum, Min. (LB)	1.0
23t)	Carter, Atl. (LB)	0.5
23t)	Cox, Phi. (DT)	0.5
23t)	B. Graham, Phi. (DE)	0.5
23t)	Smith, Chi. (LB)	0.5



WEEK 1 / THROUGH SUNDAY, SEPTEMBER 11, 2022

NFC / FUMBLE RECOVERIES

Rank	Player, Team	TotRec	OffRec	DefRec
1)	Mayfield, Car.	4	4	0
2t)	*Brisker, Chi.	1	0	1
2t)	Conner, Ariz	1	1	0
2t)	Evans, Atl.	1	0	1
2t)	Floyd, LA-R	1	0	1
2t)	Goff, Det.	1	1	0
2t)	Hollins, LA-R	1	0	1
2t)	Lance, S.F.	1	1	0
2t)	Mariota, Atl.	1	1	0
2t)	Mathieu, N.O.	1	0	1
2t)	McCaffrey, Car.	1	1	0
2t)	McSorley, Ariz	1	1	0
2t)	Murphy, Ariz	1	0	1
2t)	K. Murray, Ariz	1	1	0
2t)	Pinnock, NY-G	1	0	1
2t)	Roby, N.O.	1	0	1
2t)	Stafford, LA-R	1	1	0
2t)	Tomlinson, Min.	1	0	1

NFC / OFFENSIVE FUMBLE RECOVERIES

Rank	Player, Team	Ret	Yards	Avg	Long	TD
1)	Mayfield, Car.	4	0	0.0	0	0
2t)	McCaffrey, Car.	1	28	28.0	28	0
2t)	Conner, Ariz	1	0	0.0	0	0
2t)	Goff, Det.	1	0	0.0	0	0
2t)	Lance, S.F.	1	0	0.0	0	0
2t)	Mariota, Atl.	1	0	0.0	0	0
2t)	McSorley, Ariz	1	0	0.0	0	0
2t)	K. Murray, Ariz	1	0	0.0	0	0
2t)	Stafford, LA-R	1	0	0.0	0	0

NFC / DEFENSIVE FUMBLE RECOVERIES

Rank	Player, Team	Ret	Yards	Avg	Long	TD
1t)	Evans, Atl.	1	10	10.0	10	0
1t)	Roby, N.O.	1	2	2.0	2	0
1t)	*Brisker, Chi.	1	0	0.0	0	0
1t)	Floyd, LA-R	1	0	0.0	0	0
1t)	Hollins, LA-R	1	0	0.0	0	0
1t)	Mathieu, N.O.	1	0	0.0	0	0
1t)	Murphy, Ariz	1	0	0.0	0	0
1t)	Pinnock, NY-G	1	0	0.0	0	0
1t)	Tomlinson, Min.	1	0	0.0	0	0

WEEK 1 / THROUGH SUNDAY, SEPTEMBER 11, 2022

NFL / LEADING PASSERS

Player, Team	Att	Comp	Pct	Yds	Avg	TD	Pct			Pct	Rating
			Comp		Gain		TD	Long	Int		
Mahomes, K.C.	39	30	76.9	360	9.23	5	12.8	35	0	0.0	144.2
Herbert, LA-C	34	26	76.5	279	8.21	3	8.8	42	0	0.0	129.4
Cousins, Min.	32	23	71.9	277	8.66	2	6.3	64	0	0.0	118.9
Jones, NY-G	21	17	81.0	188	8.95	2	9.5	65t	1	4.8	115.9
Allen, Buf.	31	26	83.9	297	9.58	3	9.7	53t	2	6.5	112.0
J. Winston, N.O.	34	23	67.6	269	7.91	2	5.9	40	0	0.0	111.0
Tannehill, Ten.	33	20	60.6	266	8.06	2	6.1	31	0	0.0	106.4
Tagovailoa, Mia.	33	23	69.7	270	8.18	1	3.0	42t	0	0.0	104.4
Wentz, Was.	41	27	65.9	313	7.63	4	9.8	49t	2	4.9	101.0
K. Murray, Ariz	34	22	64.7	193	5.68	2	5.9	26	0	0.0	99.3
Mills, Hou.	37	23	62.2	240	6.49	2	5.4	42	0	0.0	98.9
Jackson, Bal.	30	17	56.7	213	7.10	3	10.0	55t	1	3.3	98.3
Brady, T.B.	27	18	66.7	212	7.85	1	3.7	48	1	3.7	87.3
Mac Jones, N.E.	30	21	70.0	213	7.10	1	3.3	41	1	3.3	87.2
Fields, Chi.	17	8	47.1	121	7.12	2	11.8	51t	1	5.9	85.7
Mayfield, Car.	27	16	59.3	235	8.70	1	3.7	75t	1	3.7	84.6
Ryan, Ind.	50	32	64.0	352	7.04	1	2.0	28	1	2.0	83.1
Hurts, Phi.	32	18	56.3	243	7.59	0	0.0	54	0	0.0	80.6
Goff, Det.	37	21	56.8	215	5.81	2	5.4	29	1	2.7	80.3
Mariota, Atl.	33	20	60.6	215	6.52	0	0.0	31	0	0.0	79.7
Trubisky, Pit.	38	21	55.3	194	5.11	1	2.6	32	0	0.0	78.2
Lawrence, Jac.	42	24	57.1	275	6.55	1	2.4	49	1	2.4	75.0
Flacco, NY-J	59	37	62.7	307	5.20	1	1.7	24	1	1.7	74.6
Brissett, Cle.	34	18	52.9	147	4.32	1	2.9	24	0	0.0	74.0
Carr, L.V.	37	22	59.5	295	7.97	2	5.4	41	3	8.1	69.1
Aa. Rodgers, G.B.	34	22	64.7	195	5.74	0	0.0	23	1	2.9	67.6
Stafford, LA-R	41	29	70.7	240	5.85	1	2.4	28	3	7.3	63.1
Burrow, Cin.	53	33	62.3	338	6.38	2	3.8	24	4	7.5	61.7
Lance, S.F.	28	13	46.4	164	5.86	0	0.0	44	1	3.6	50.3
Prescott, Dal.	29	14	48.3	134	4.62	0	0.0	22	1	3.4	47.2

NFL / LEADING PASSERS, RANKS

Player, Team	Pct				Avg		Pct			Pct	Rating
	Att	Comp	Comp	Yds	Gain	TD	TD	Long	Int	Int	Points
Mahomes, K.C.	7	4	3	1	2	1	1		1t	1t	1
Herbert, LA-C	12t	7t	4	8	6	3t	7		1t	1t	2
Cousins, Min.	20t	10t	5	9	5	6t	8		1t	1t	3
Jones, NY-G	29	25t	2	26	3	6t	6		13t	24	4
Allen, Buf.	22	7t	1	6	1	3t	5		26t	27	5
J. Winston, N.O.	12t	10t	9	12	10	6t	10t		1t	1t	6
Tannehill, Ten.	17t	20t	18t	13	8	6t	9		1t	1t	7
Tagovailoa, Mia.	17t	10t	8	11	7	16t	19		1t	1t	8
Wentz, Was.	5t	6	11	4	12	2	4		26t	25	9
K. Murray, Ariz	12t	14t	12t	25	26	6t	10t		1t	1t	10
Mills, Hou.	9t	10t	17	15t	20	6t	12t		1t	1t	11
Jackson, Bal.	23t	25t	24	20t	15t	3t	3		13t	18t	12
Brady, T.B.	27t	22t	10	22	11	16t	16t		13t	22t	13
Mac Jones, N.E.	23t	17t	7	20t	15t	16t	18		13t	18t	14
Fields, Chi.	30	30	29	30	14	6t	2		13t	26	15
Mayfield, Car.	27t	27	21	17	4	16t	16t		13t	22t	16
Ryan, Ind.	3	3	14	2	17	16t	24		13t	14	17
Hurts, Phi.	20t	22t	25	14	13	26t	26t		1t	1t	18
Goff, Det.	9t	17t	23	18t	24	6t	12t		13t	16	19
Mariota, Atl.	17t	20t	18t	18t	19	26t	26t		1t	1t	20
Trubisky, Pit.	8	17t	26	24	28	16t	21		1t	1t	21
Lawrence, Jac.	4	9	22	10	18	16t	23		13t	15	22
Flacco, NY-J	1	1	15	5	27	16t	25		13t	13	23
Brissett, Cle.	12t	22t	27	28	30	16t	20		1t	1t	24
Carr, L.V.	9t	14t	20	7	9	6t	12t		28t	30	25
Aa. Rodgers, G.B.	12t	14t	12t	23	25	26t	26t		13t	17	26
Stafford, LA-R	5t	5	6	15t	23	16t	22		28t	28	27
Burrow, Cin.	2	2	16	3	21	6t	15		30	29	28
Lance, S.F.	26	29	30	27	22	26t	26t		13t	21	29
Prescott, Dal.	25	28	28	29	29	26t	26t		13t	20	30

NFL / FOURTH-QUARTER PASSING LEADERS

Rank	Player, Team	Att	Comp	Comp%	Yards	YPA	TD	TD%	Int	Int%	Rating
1t)	Mayfield, Car.	6	5	83.3	131	21.83	1	16.7	0	0.0	158.3
1t)	J. Winston, N.O.	16	13	81.3	213	13.31	2	12.5	0	0.0	158.3
3)	Allen, Buf.	4	3	75.0	101	25.25	1	25.0	0	0.0	156.3
4)	Fields, Chi.	3	2	66.7	26	8.67	1	33.3	0	0.0	133.3
5)	Goff, Det.	11	8	72.7	87	7.91	1	9.1	0	0.0	125.9
6)	K. Murray, Ariz	8	5	62.5	56	7.00	2	25.0	0	0.0	122.9
7)	Love, G.B.	5	4	80.0	65	13.00	0	0.0	0	0.0	118.8
8)	Ryan, Ind.	19	12	63.2	146	7.68	1	5.3	0	0.0	104.3
9)	Wentz, Was.	13	8	61.5	134	10.31	2	15.4	2	15.4	96.3
10)	Mahomes, K.C.	3	2	66.7	26	8.67	0	0.0	0	0.0	93.8
11)	Tannehill, Ten.	10	7	70.0	66	6.60	0	0.0	0	0.0	87.9
12)	Flacco, NY-J	29	18	62.1	144	4.97	1	3.4	0	0.0	86.0
13)	Brissett, Cle.	10	7	70.0	54	5.40	0	0.0	0	0.0	82.9
14)	Aa. Rodgers, G.B.	14	9	64.3	83	5.93	0	0.0	0	0.0	80.4
15)	Jones, NY-G	9	7	77.8	33	3.67	1	11.1	1	11.1	79.4
16)	Cousins, Min.	6	3	50.0	50	8.33	0	0.0	0	0.0	78.5
17)	Carr, L.V.	13	8	61.5	107	8.23	1	7.7	2	15.4	73.7
18)	Tagovailoa, Mia.	9	5	55.6	50	5.56	0	0.0	0	0.0	71.5
19)	Mac Jones, N.E.	9	4	44.4	64	7.11	0	0.0	0	0.0	68.8
20)	Rush, Dal.	13	7	53.8	64	4.92	0	0.0	0	0.0	67.5
21)	Prescott, Dal.	8	4	50.0	45	5.63	0	0.0	0	0.0	67.2
22)	Mariota, Atl.	10	5	50.0	55	5.50	0	0.0	0	0.0	66.7
23)	Burrow, Cin.	25	13	52.0	134	5.36	1	4.0	1	4.0	64.4
24t)	Hurts, Phi.	4	2	50.0	10	2.50	0	0.0	0	0.0	56.3
24t)	McSorley, Ariz	4	2	50.0	12	3.00	0	0.0	0	0.0	56.3
26)	Herbert, LA-C	7	3	42.9	20	2.86	0	0.0	0	0.0	50.3
27)	Trubisky, Pit.	8	3	37.5	16	2.00	0	0.0	0	0.0	45.8
28)	Mills, Hou.	4	0	0.0	0	0.00	0	0.0	0	0.0	39.6
29)	Stafford, LA-R	20	13	65.0	108	5.40	0	0.0	2	10.0	39.2
30)	Lawrence, Jac.	9	5	55.6	44	4.89	0	0.0	1	11.1	29.2
31)	Jackson, Bal.	6	3	50.0	28	4.67	0	0.0	1	16.7	23.6
32)	Brady, T.B.	4	2	50.0	13	3.25	0	0.0	1	25.0	17.7
33)	Lance, S.F.	14	5	35.7	43	3.07	0	0.0	1	7.1	14.9

NFL / THIRD-DOWN PASSING LEADERS

Rank	Player, Team	Att	Comp	Comp%	Yards	YPA	TD	TD%	Int	Int%	Rating
1)	Allen, Buf.	8	7	87.5	162	20.25	2	25.0	0	0.0	158.3
2)	Mac Jones, N.E.	6	5	83.3	71	11.83	1	16.7	0	0.0	155.6
3)	Wentz, Was.	10	9	90.0	134	13.40	1	10.0	0	0.0	152.1
4)	Carr, L.V.	8	6	75.0	85	10.63	1	12.5	0	0.0	148.4
5)	Goff, Det.	10	7	70.0	96	9.60	2	20.0	0	0.0	140.0
6)	Burrow, Cin.	12	10	83.3	92	7.67	1	8.3	0	0.0	126.4
7)	Mahomes, K.C.	6	5	83.3	78	13.00	0	0.0	0	0.0	118.8
8)	Fields, Chi.	6	4	66.7	90	15.00	2	33.3	1	16.7	109.7
9)	Stafford, LA-R	11	9	81.8	103	9.36	0	0.0	0	0.0	105.7
10)	Herbert, LA-C	8	4	50.0	41	5.13	1	12.5	0	0.0	104.7
11)	Hurts, Phi.	9	5	55.6	114	12.67	0	0.0	0	0.0	100.5
12)	Tagovailoa, Mia.	10	8	80.0	64	6.40	0	0.0	0	0.0	93.3
13)	Ryan, Ind.	10	8	80.0	57	5.70	0	0.0	0	0.0	90.4
14)	K. Murray, Ariz	6	2	33.3	9	1.50	1	16.7	0	0.0	81.9
15)	Flacco, NY-J	13	6	46.2	32	2.46	1	7.7	0	0.0	78.7
16)	Mariota, Atl.	8	5	62.5	39	4.88	0	0.0	0	0.0	74.5
17)	Cousins, Min.	9	5	55.6	52	5.78	0	0.0	0	0.0	72.5
18)	Brissett, Cle.	14	7	50.0	81	5.79	0	0.0	0	0.0	67.9
19)	J. Winston, N.O.	8	4	50.0	43	5.38	0	0.0	0	0.0	66.1
20)	Aa. Rodgers, G.B.	6	3	50.0	29	4.83	0	0.0	0	0.0	63.9
21)	Trubisky, Pit.	12	6	50.0	45	3.75	0	0.0	0	0.0	59.4
22)	Mayfield, Car.	5	4	80.0	35	7.00	0	0.0	1	20.0	56.3
23)	Mills, Hou.	11	5	45.5	27	2.45	0	0.0	0	0.0	52.5
24)	Jackson, Bal.	10	3	30.0	59	5.90	2	20.0	1	10.0	51.7
25)	Tannehill, Ten.	8	2	25.0	36	4.50	0	0.0	0	0.0	45.8
26)	Lance, S.F.	8	4	50.0	68	8.50	0	0.0	1	12.5	39.6
27)	Jones, NY-G	7	4	57.1	41	5.86	0	0.0	1	14.3	34.5
28)	Prescott, Dal.	9	3	33.3	39	4.33	0	0.0	1	11.1	8.3
29)	Lawrence, Jac.	10	3	30.0	35	3.50	0	0.0	1	10.0	2.1
30)	Brady, T.B.	7	2	28.6	17	2.43	0	0.0	1	14.3	0.0

WEEK 1 / THROUGH SUNDAY, SEPTEMBER 11, 2022

NFL / LEADING RUSHERS

Rank	Player, Team	Att	Yards	Avg	Long	TD
1)	Barkley, NY-G	18	164	9.1	68	1
2)	Taylor, Ind.	31	161	5.2	17	1
3)	Swift, Det.	15	144	9.6	50	1
4)	Chubb, Cle.	22	141	6.4	25	0
5)	Fournette, T.B.	21	127	6.0	17	0
6)	Patterson, Atl.	22	120	5.5	15	1
7)	Sanders, Phi.	13	96	7.4	24	1
8t)	Cook, Min.	20	90	4.5	16	0
8t)	Hurts, Phi. (QB)	17	90	5.3	16	1
10t)	Henry, Ten.	21	82	3.9	18	0
10t)	Mixon, Cin.	27	82	3.0	31	0
12)	Hill, N.O. (TE)	4	81	20.3	57	1
13)	Mariota, Atl. (QB)	12	72	6.0	16	1
14)	J. Robinson, Jac.	11	66	6.0	22	1
15)	*Pacheco, K.C.	12	62	5.2	22	1
16)	Michael Carter, NY-J	10	60	6.0	22	0
17)	Gibson, Was.	14	58	4.1	13	0
18)	Jacobs, L.V.	10	57	5.7	18	0
19)	Allen, Buf. (QB)	10	56	5.6	13	1
20)	Lance, S.F. (QB)	13	54	4.2	13	0
21t)	Elliott, Dal.	10	52	5.2	7	0
21t)	Samuel, S.F. (WR)	8	52	6.5	27	1
23)	A. Jones, G.B.	5	49	9.8	29	0
24t)	D. Harris, N.E.	9	48	5.3	12	0
24t)	Singletary, Buf.	8	48	6.0	13	0
26t)	Burrow, Cin. (QB)	6	47	7.8	23	0
26t)	Etienne, Jac.	4	47	11.8	27	0
26t)	Henderson, LA-R	13	47	3.6	18	0
29)	Hunt, Cle.	11	46	4.2	24t	1
30t)	Dillon, G.B.	10	45	4.5	14	1
30t)	Herbert, Chi.	9	45	5.0	12	1
32)	Edwards-Helaire, K.C.	7	42	6.0	18	0
33)	Mitchell, S.F.	6	41	6.8	16	0
34)	Burkhead, Hou.	14	40	2.9	8	0
35)	Kamara, N.O.	9	39	4.3	15	0

NFL / THIRD-AND-ONE RUSHING LEADERS

Rank	Player, Team	Att	FD	Pct
1t)	Conner, Ariz	1	1	100.0
1t)	Cook, Min.	1	1	100.0
1t)	Dillon, G.B.	1	1	100.0
1t)	Fields, Chi.	1	1	100.0
1t)	Hill, N.O.	1	1	100.0
1t)	*Horvath, LA-C	1	1	100.0
1t)	Ingold, Mia.	1	1	100.0
1t)	Jones, T.B.	1	1	100.0
1t)	Lance, S.F.	1	1	100.0
1t)	Mattison, Min.	1	1	100.0
1t)	Palmer, LA-C	1	1	100.0
1t)	Patterson, Atl.	1	1	100.0
1t)	Ryan, Ind.	1	1	100.0
1t)	Sanders, Phi.	1	1	100.0
1t)	Stafford, LA-R	1	1	100.0
1t)	Taylor, Ind.	1	1	100.0
1t)	*R. White, T.B.	1	1	100.0



WEEK 1 / THROUGH SUNDAY, SEPTEMBER 11, 2022

NFL / LEADERS IN RECEPTIONS

Rank	Player, Team	Rec	Yards	Avg	Long	TD
1)	Kupp, LA-R	13	128	9.8	28	1
2t)	Brown, Phi.	10	155	15.5	54	0
2t)	Adams, L.V.	10	141	14.1	41	1
2t)	Chase, Cin.	10	129	12.9	24	1
5t)	Jefferson, Min.	9	184	20.4	64	2
5t)	Pittman, Ind.	9	121	13.4	28	1
7t)	Diggs, Buf.	8	122	15.3	53t	1
7t)	Kelce, K.C. (TE)	8	121	15.1	35	1
7t)	Hill, Mia.	8	94	11.8	26	0
7t)	St. Brown, Det.	8	64	8.0	29	1
7t)	Samuel, Was.	8	55	6.9	13	1
12t)	Landry, N.O.	7	114	16.3	40	0
12t)	Cooks, Hou.	7	82	11.7	42	0
12t)	Gibson, Was. (RB)	7	72	10.3	26	0
12t)	Dortch, Ariz	7	63	9.0	24	0
12t)	Mixon, Cin. (RB)	7	63	9.0	18	0
12t)	Schultz, Dal. (TE)	7	62	8.9	14	0
12t)	D. Johnson, Pit.	7	55	7.9	25	0
12t)	Michael Carter, NY-J (RB)	7	40	5.7	11	0
20t)	Kirk, Jac.	6	117	19.5	49	0
20t)	Smith-Schuster, K.C.	6	79	13.2	20	0
20t)	C. Davis, NY-J	6	77	12.8	17	0
20t)	*Philips, Ten.	6	66	11.0	21	0
20t)	Z. Jones, Jac.	6	65	10.8	18	0
20t)	Peoples-Jones, Cle.	6	60	10.0	15	0
20t)	Hines, Ind. (RB)	6	50	8.3	15	0
20t)	*Bre. Hall, NY-J (RB)	6	38	6.3	16	0
20t)	Barkley, NY-G (RB)	6	30	5.0	7	0
20t)	Moss, Buf. (RB)	6	21	3.5	8	0
30t)	R. Anderson, Car.	5	102	20.4	75t	1
30t)	Freiermuth, Pit. (TE)	5	75	15.0	31	0
30t)	*London, Atl.	5	74	14.8	31	0
30t)	Evans, T.B.	5	71	14.2	20	1
30t)	N. Brown, Dal.	5	68	13.6	22	0
30t)	James, NY-G	5	59	11.8	16	0
30t)	Thomas, N.O.	5	57	11.4	21	2
30t)	Andrews, Bal. (TE)	5	52	10.4	17	0
30t)	Moore, NY-J	5	49	9.8	24	0
30t)	Dillon, G.B. (RB)	5	46	9.2	12	0
30t)	Hurst, Cin. (TE)	5	46	9.2	20	0
30t)	Higbee, LA-R (TE)	5	39	7.8	11	0
30t)	Berrios, NY-J	5	37	7.4	13	0
30t)	Burkhead, Hou. (RB)	5	30	6.0	8	0
30t)	Conner, Ariz (RB)	5	29	5.8	11	0
30t)	Henderson, LA-R (RB)	5	26	5.2	10	0

NFL / RECEIVING YARDAGE LEADERS

Rank	Player, Team	Yards	Rec	Avg	Long	TD
1)	Jefferson, Min.	184	9	20.4	64	2
2)	Brown, Phi.	155	10	15.5	54	0
3)	Adams, L.V.	141	10	14.1	41	1
4)	Chase, Cin.	129	10	12.9	24	1
5)	Kupp, LA-R	128	13	9.8	28	1
6)	Diggs, Buf.	122	8	15.3	53t	1
7t)	Kelce, K.C. (TE)	121	8	15.1	35	1
7t)	Pittman, Ind.	121	9	13.4	28	1
9)	Kirk, Jac.	117	6	19.5	49	0
10)	Landry, N.O.	114	7	16.3	40	0
11)	R. Anderson, Car.	102	5	20.4	75t	1
12)	Hill, Mia.	94	8	11.8	26	0
13)	Davis, Buf.	88	4	22.0	47	1
14)	Cooks, Hou.	82	7	11.7	42	0
15t)	Smith-Schuster, K.C.	79	6	13.2	20	0
15t)	Waller, L.V. (TE)	79	4	19.8	31	0
17)	C. Davis, NY-J	77	6	12.8	17	0
18)	Freiermuth, Pit. (TE)	75	5	15.0	31	0
19)	*London, Atl.	74	5	14.8	31	0
20)	Gibson, Was. (RB)	72	7	10.3	26	0
21t)	Evans, T.B.	71	5	14.2	20	1
21t)	Shepard, NY-G	71	2	35.5	65t	1
23t)	Jones, T.B.	69	3	23.0	48	0
23t)	Waddle, Mia.	69	4	17.3	42t	1
25)	N. Brown, Dal.	68	5	13.6	22	0
26t)	Allen, LA-C	66	4	16.5	42	0
26t)	*Philips, Ten.	66	6	11.0	21	0
28)	Z. Jones, Jac.	65	6	10.8	18	0

WEEK 1 / THROUGH SUNDAY, SEPTEMBER 11, 2022

NFL / THIRD-DOWN RECEIVING LEADERS

Rank	Player, Team	Rec	Yards	Avg	Long	TD
1t)	Kupp, LA-R	4	65	16.3	28	0
1t)	Edmonds, Mia. (RB)	4	40	10.0	15	0
3t)	Davis, Buf.	3	83	27.7	47	1
3t)	Brown, Phi.	3	80	26.7	54	0
3t)	Diggs, Buf.	3	73	24.3	53t	1
3t)	Chark, Det.	3	48	16.0	22t	1
3t)	Jefferson, Min.	3	41	13.7	21	0
3t)	Chase, Cin.	3	39	13.0	15	0
3t)	James, NY-G	3	36	12.0	16	0
3t)	Hurst, Cin. (TE)	3	30	10.0	20	0
3t)	Taylor, Ind. (RB)	3	11	3.7	5	0
3t)	D. Johnson, Pit.	3	8	2.7	7	0
13t)	Jennings, S.F.	2	51	25.5	44	0
13t)	Adams, L.V.	2	43	21.5	22	0
13t)	Duvernay, Bal.	2	42	21.0	25t	2
13t)	Thomas, Was. (TE)	2	41	20.5	27	0
13t)	Meyers, N.E.	2	39	19.5	27	0
13t)	Schultz, Dal. (TE)	2	27	13.5	14	0
13t)	Hunt, Cle. (RB)	2	25	12.5	24	0
13t)	Z. Jones, Jac.	2	25	12.5	18	0
13t)	Samuel, Was.	2	25	12.5	13	0
13t)	Bolden, L.V. (RB)	2	21	10.5	18t	1
13t)	Montgomery, Chi. (RB)	2	21	10.5	16	0
13t)	*Olave, N.O.	2	21	10.5	11	0
13t)	Peoples-Jones, Cle.	2	20	10.0	15	0
13t)	Pittman, Ind.	2	20	10.0	12	0
13t)	Campbell, Ind.	2	17	8.5	12	0
13t)	R. Anderson, Car.	2	16	8.0	12	0
13t)	Ekeler, LA-C (RB)	2	15	7.5	10	0
13t)	Higbee, LA-R (TE)	2	13	6.5	9	0
13t)	Burkhead, Hou. (RB)	2	10	5.0	6	0
13t)	McKissic, Was. (RB)	2	10	5.0	6	0
13t)	Boyd, Cin.	2	8	4.0	6	1
13t)	Hill, Mia.	2	4	2.0	5	0
13t)	Conklin, NY-J (TE)	2	3	1.5	3t	1

WEEK 1 / THROUGH SUNDAY, SEPTEMBER 11, 2022

NFL / LEADING SCORERS, NONKICKERS

Rank	Player, Team	TD	Rush	Rec	Ret	X2	Pts
1t)	*Dotson, Was. (WR)	2	0	2	0	0	12
1t)	Duvernay, Bal. (WR)	2	0	2	0	0	12
1t)	Edwards-Helaire, K.C. (RB)	2	0	2	0	0	12
1t)	Hilliard, Ten. (RB)	2	0	2	0	0	12
1t)	O. Howard, Hou. (TE)	2	0	2	0	0	12
1t)	Hunt, Cle. (RB)	2	1	1	0	0	12
1t)	Jefferson, Min. (WR)	2	0	2	0	0	12
1t)	J. Robinson, Jac. (RB)	2	1	1	0	0	12
1t)	Thomas, N.O. (WR)	2	0	2	0	0	12
1t)	Jama. Williams, Det. (RB)	2	2	0	0	0	12
11t)	Barkley, NY-G (RB)	1	1	0	0	1	8
11t)	Ertz, Ariz (TE)	1	0	1	0	1	8

WEEK 1 / THROUGH SUNDAY, SEPTEMBER 11, 2022

NFL / LEADING SCORERS, KICKERS

Rank	Player, Team	PAT	FG	Pct	Long	Pts
1t)	Koo, Atl.	2/ 2	4/ 5	.800	54	14
1t)	*York, Cle.	2/ 2	4/ 4	1.000	58	14
3)	Succop, T.B.	1/ 1	4/ 5	.800	47	13
4t)	Boswell, Pit.	2/ 2	3/ 4	.750	53	11
4t)	Joseph, Min.	2/ 2	3/ 3	1.000	56	11
6)	Patterson, Jac.	1/ 1	3/ 4	.750	45	10
7t)	Blankenship, Ind.	2/ 2	2/ 3	.667	45	8
7t)	Bullock, Ten.	2/ 2	2/ 3	.667	46	8
7t)	Elliot, Phi.	5/ 5	1/ 1	1.000	23	8
7t)	Fairbairn, Hou.	2/ 2	2/ 2	1.000	45	8
7t)	J. Sanders, Mia.	2/ 2	2/ 2	1.000	49	8
12t)	Bass, Buf.	4/ 4	1/ 1	1.000	41	7
12t)	Butker, K.C.	4/ 4	1/ 1	1.000	54	7
12t)	Carlson, L.V.	1/ 1	2/ 2	1.000	55	7
12t)	Lutz, N.O.	1/ 1	2/ 3	.667	51	7
16t)	Hopkins, LA-C	3/ 3	1/ 2	.500	43	6
16t)	McPherson, Cin.	0/ 1	2/ 3	.667	59	6
16t)	Pineiro, Car.	3/ 3	1/ 1	1.000	34	6
16t)	Tucker, Bal.	3/ 3	1/ 1	1.000	24	6
20)	Seibert, Det.	5/ 5	0/ 0	---	--	5
21t)	Gay, LA-R	1/ 1	1/ 1	1.000	57	4
21t)	Gould, S.F.	1/ 1	1/ 1	1.000	25	4
23t)	Maher, Dal.	0/ 0	1/ 1	1.000	51	3
23t)	Zuerlein, NY-J	0/ 1	1/ 2	.500	45	3
25)	Slye, Was.	2/ 2	0/ 0	---	--	2
26t)	Crosby, G.B.	1/ 1	0/ 0	---	--	1
26t)	Folk, N.E.	1/ 1	0/ 0	---	--	1
26t)	Gano, NY-G	1/ 1	0/ 0	---	--	1
26t)	Prater, Ariz	1/ 1	0/ 0	---	--	1
26t)	Reid, K.C.	1/ 2	0/ 0	---	--	1
26t)	Santos, Chi.	1/ 3	0/ 0	---	--	1

NFL / TOUCHBACKS ON KICKOFFS

Rank	Player, Team	TB
1)	Elliot, Phi.	7
2t)	Lutz, N.O.	6
2t)	Pinion, Atl.	6
4t)	Boswell, Pit.	5
4t)	Fairbairn, Hou.	5
4t)	Hopkins, LA-C	5
4t)	Joseph, Min.	5
4t)	McPherson, Cin.	5
4t)	Reid, K.C.	5
4t)	Slye, Was.	5
4t)	*York, Cle.	5
12t)	Blankenship, Ind.	4
12t)	Patterson, Jac.	4
12t)	J. Sanders, Mia.	4
15t)	Bullock, Ten.	3
15t)	Carlson, L.V.	3
15t)	Pineiro, Car.	3
15t)	Tucker, Bal.	3
19t)	*Camarda, T.B.	2
19t)	Gano, NY-G	2
19t)	Gay, LA-R	2
19t)	Maher, Dal.	2
19t)	Prater, Ariz	2
19t)	Santos, Chi.	2
19t)	Seibert, Det.	2
19t)	Zuerlein, NY-J	2
27t)	Bass, Buf.	1
27t)	Butker, K.C.	1
27t)	Crosby, G.B.	1
27t)	Gould, S.F.	1



WEEK 1 / THROUGH SUNDAY, SEPTEMBER 11, 2022

NFL / MOST YARDS FROM SCRIMMAGE

Rank	Player, Team	Total			Rushing			Receiving		
		Yards	Att+Rec	Avg	Yards	Att	Avg	Yards	Rec	Avg
1)	Barkley, NY-G (RB)	194	24	8.1	164	18	9.1	30	6	5.0
2)	Jefferson, Min. (WR)	184	9	20.4	0	0	---	184	9	20.4
3t)	Swift, Det. (RB)	175	18	9.7	144	15	9.6	31	3	10.3
3t)	Taylor, Ind. (RB)	175	35	5.0	161	31	5.2	14	4	3.5
5)	Brown, Phi. (WR)	155	10	15.5	0	0	---	155	10	15.5
6)	Mixon, Cin. (RB)	145	34	4.3	82	27	3.0	63	7	9.0
7)	Chubb, Cle. (RB)	143	23	6.2	141	22	6.4	2	1	2.0
8)	Adams, L.V. (WR)	141	10	14.1	0	0	---	141	10	14.1
9)	Fournette, T.B. (RB)	137	23	6.0	127	21	6.0	10	2	5.0
10)	Patterson, Atl. (RB)	136	25	5.4	120	22	5.5	16	3	5.3
11)	Gibson, Was. (RB)	130	21	6.2	58	14	4.1	72	7	10.3
12)	Chase, Cin. (WR)	129	10	12.9	0	0	---	129	10	12.9
13)	Kupp, LA-R (WR)	128	13	9.8	0	0	---	128	13	9.8
14)	Diggs, Buf. (WR)	122	8	15.3	0	0	---	122	8	15.3
15t)	Kelce, K.C. (TE)	121	8	15.1	0	0	---	121	8	15.1
15t)	Pittman, Ind. (WR)	121	9	13.4	0	0	---	121	9	13.4
17)	Kirk, Jac. (WR)	117	6	19.5	0	0	---	117	6	19.5
18)	Landry, N.O. (WR)	114	7	16.3	0	0	---	114	7	16.3
19)	Cook, Min. (RB)	108	23	4.7	90	20	4.5	18	3	6.0
20)	Sanders, Phi. (RB)	105	15	7.0	96	13	7.4	9	2	4.5
21)	R. Anderson, Car. (WR)	102	5	20.4	0	0	---	102	5	20.4
22t)	Michael Carter, NY-J (RB)	100	17	5.9	60	10	6.0	40	7	5.7
22t)	Hill, Mia. (WR)	100	9	11.1	6	1	6.0	94	8	11.8
24)	Dillon, G.B. (RB)	91	15	6.1	45	10	4.5	46	5	9.2
25)	Hurts, Phi. (QB)	90	17	5.3	90	17	5.3	0	0	---
26)	Davis, Buf. (WR)	88	4	22.0	0	0	---	88	4	22.0
27)	Jones, T.B. (WR)	86	5	17.2	17	2	8.5	69	3	23.0
28)	Hill, N.O. (TE)	83	5	16.6	81	4	20.3	2	1	2.0
29t)	Cooks, Hou. (WR)	82	7	11.7	0	0	---	82	7	11.7
29t)	Henry, Ten. (RB)	82	21	3.9	82	21	3.9	0	0	---

NFL / LEADERS IN FIRST DOWNS

Rank	Player, Team	Rush	Rec	Tot
1)	Patterson, Atl. (RB)	10	1	11
2)	Chase, Cin. (WR)	0	10	10
3)	Taylor, Ind. (RB)	9	0	9
4t)	Adams, L.V. (WR)	0	8	8
4t)	Gibson, Was. (RB)	5	3	8
6t)	Barkley, NY-G (RB)	7	0	7
6t)	Brown, Phi. (WR)	0	7	7
6t)	Jefferson, Min. (WR)	0	7	7
6t)	Kelce, K.C. (TE)	0	7	7
6t)	Pittman, Ind. (WR)	0	7	7
6t)	Swift, Det. (RB)	5	2	7
12t)	Chubb, Cle. (RB)	6	0	6
12t)	Conner, Ariz (RB)	3	3	6
12t)	Cook, Min. (RB)	5	1	6
12t)	Dillon, G.B. (RB)	4	2	6
12t)	Fournette, T.B. (RB)	6	0	6
12t)	Hurts, Phi. (QB)	6	0	6
12t)	Kupp, LA-R (WR)	0	6	6
12t)	Lance, S.F. (QB)	6	0	6
12t)	Samuel, Was. (WR)	1	5	6

WEEK 1 / THROUGH SUNDAY, SEPTEMBER 11, 2022

NFL / LEADING PUNTERS

Rank	Player, Team	No	Yards	Lg	Avg	TB	Blk	Dwn	OB	Opp Ret	In	Net
										Ret Yds	20	Avg
1)	*Stonehouse, Ten.	6	342	66	57.0	0	0	0	0	5 62	3	46.7
2)	Gillikin, N.O.	5	272	59	54.4	0	0	0	0	3 42	1	46.0
3)	Huber, Cin.	3	158	58	52.7	1	0	0	0	1 20	1	39.3
4)	Gillan, NY-G	6	309	69	51.5	0	0	0	0	4 62	5	41.2
5)	Lee, Ariz	5	255	57	51.0	0	0	0	0	5 44	0	42.2
6)	Anger, Dal.	5	254	58	50.8	0	0	1	0	3 28	2	45.2
7)	*Camarda, T.B.	3	152	63	50.7	1	0	0	0	1 3	2	43.0
8t)	Cooke, Jac.	3	150	61	50.0	0	0	0	0	2 22	1	42.7
8t)	Hekker, Car.	5	250	61	50.0	0	0	0	0	5 29	0	44.2
10t)	Scott, LA-C	4	196	51	49.0	0	0	1	0	2 4	1	48.0
10t)	Way, Was.	3	147	57	49.0	1	0	0	0	1 2	0	41.7
12t)	Harvin, Pit.	8	388	60	48.5	1	0	0	1	5 31	1	42.1
12t)	*Stout, Bal.	6	291	64	48.5	1	0	0	0	2 30	3	40.2
14)	Bojorquez, Cle.	4	187	56	46.8	1	0	0	1	1 10	2	39.3
15)	*Wright, Min.	5	232	56	46.4	0	0	0	0	1 12	3	44.0
16)	Fox, Det.	4	185	54	46.3	0	0	0	0	2 13	2	43.0
17)	*Gill, Chi.	6	277	58	46.2	1	0	1	0	2 23	1	39.0
18)	Morstead, Mia.	4	183	58	45.8	0	0	1	0	2 12	3	42.8
19)	Siposs, Phi.	3	137	48	45.7	0	0	0	0	3 15	0	40.7
20)	Johnston, Hou.	7	318	52	45.4	0	0	0	0	5 31	3	41.0
21)	Dixon, LA-R	4	181	58	45.3	0	0	0	0	1 21	2	40.0
22)	Pinion, Atl.	4	180	51	45.0	0	0	0	0	1 12	2	42.0
23t)	Haack, Ind.	4	179	70	44.8	0	0	1	2	0 0	3	44.8
23t)	O'Donnell, G.B.	4	179	53	44.8	0	0	0	1	1 7	3	43.0
25)	Mann, NY-J	6	253	50	42.2	0	0	1	1	2 17	2	39.3
26)	Wishnowsky, S.F.	4	161	51	40.3	0	0	1	0	1 0	3	40.3
27)	Bailey, N.E.	3	118	48	39.3	0	0	1	0	0 0	3	39.3

NFL / LEADING PUNTERS, NET AVERAGE

Rank	Player, Team	No	Yards	Lg	Avg	TB	Blk	Dwn	OB	Opp Ret	In	Net
										Ret Yds	20	Avg
1)	Scott, LA-C	4	196	51	49.0	0	0	1	0	2 4	1	48.0
2)	*Stonehouse, Ten.	6	342	66	57.0	0	0	0	0	5 62	3	46.7
3)	Gillikin, N.O.	5	272	59	54.4	0	0	0	0	3 42	1	46.0
4)	Anger, Dal.	5	254	58	50.8	0	0	1	0	3 28	2	45.2
5)	Haack, Ind.	4	179	70	44.8	0	0	1	2	0 0	3	44.8
6)	Hekker, Car.	5	250	61	50.0	0	0	0	0	5 29	0	44.2
7)	*Wright, Min.	5	232	56	46.4	0	0	0	0	1 12	3	44.0
8t)	*Camarda, T.B.	3	152	63	50.7	1	0	0	0	1 3	2	43.0
8t)	Fox, Det.	4	185	54	46.3	0	0	0	0	2 13	2	43.0
8t)	O'Donnell, G.B.	4	179	53	44.8	0	0	0	1	1 7	3	43.0
11)	Morstead, Mia.	4	183	58	45.8	0	0	1	0	2 12	3	42.8
12)	Cooke, Jac.	3	150	61	50.0	0	0	0	0	2 22	1	42.7
13)	Lee, Ariz	5	255	57	51.0	0	0	0	0	5 44	0	42.2
14)	Harvin, Pit.	8	388	60	48.5	1	0	0	1	5 31	1	42.1
15)	Pinion, Atl.	4	180	51	45.0	0	0	0	0	1 12	2	42.0
16)	Way, Was.	3	147	57	49.0	1	0	0	0	1 2	0	41.7
17)	Gillan, NY-G	6	309	69	51.5	0	0	0	0	4 62	5	41.2
18)	Johnston, Hou.	7	318	52	45.4	0	0	0	0	5 31	3	41.0
19)	Siposs, Phi.	3	137	48	45.7	0	0	0	0	3 15	0	40.7
20)	Wishnowsky, S.F.	4	161	51	40.3	0	0	1	0	1 0	3	40.3
21)	*Stout, Bal.	6	291	64	48.5	1	0	0	0	2 30	3	40.2
22)	Dixon, LA-R	4	181	58	45.3	0	0	0	0	1 21	2	40.0
23t)	Bailey, N.E.	3	118	48	39.3	0	0	1	0	0 0	3	39.3
23t)	Huber, Cin.	3	158	58	52.7	1	0	0	0	1 20	1	39.3
23t)	Mann, NY-J	6	253	50	42.2	0	0	1	1	2 17	2	39.3
26)	Bojorquez, Cle.	4	187	56	46.8	1	0	0	1	1 10	2	39.3
27)	*Gill, Chi.	6	277	58	46.2	1	0	1	0	2 23	1	39.0

WEEK 1 / THROUGH SUNDAY, SEPTEMBER 11, 2022

NFL / PUNT RETURN LEADERS

Rank	Player, Team	Ret	FC	Yards	Avg	Long	TD
1)	*Philips, Ten.	4	2	62	15.5	46	0
2)	Berrios, NY-J	2	3	30	15.0	17	0
3)	A. Williams, Atl.	3	2	42	14.0	18	0
4)	James, NY-G	5	1	62	12.4	22	0
5)	McCloud, S.F.	2	2	23	11.5	16	0
6)	Milne, Was.	2	1	22	11.0	13	0
7)	*Moore, K.C.	4	0	41	10.3	15	0
8)	Darden, T.B.	3	1	28	9.3	10	0
9)	Duvernay, Bal.	2	2	17	8.5	9	0
10)	*Covey, Phi.	2	2	13	6.5	11	0
11t)	Hines, Ind.	5	2	31	6.2	11	0
11t)	Taylor, Cin.	5	1	31	6.2	10	0
13)	Bryant, N.E.	2	1	12	6.0	12	0
14)	Felton, Cle.	5	0	29	5.8	15	0
15)	Raymond, Det.	3	0	15	5.0	12	0
16)	Renfrow, L.V.	2	1	4	2.0	4	0

NFL / KICKOFF RETURN LEADERS

Rank	Player, Team	Ret	Yards	Avg	Long	TD
1)	Benjamin, Ariz	2	68	34.0	44	0
2t)	Berrios, NY-J	2	48	24.0	25	0
2t)	*Ebner, Chi.	2	48	24.0	30	0
4)	Milne, Was.	2	44	22.0	24	0
5)	McCloud, S.F.	2	42	21.0	21	0
6)	Brightwell, NY-G	2	41	20.5	24	0
7)	Turpin, Dal.	4	77	19.3	22	0
8)	Roberts, Car.	2	35	17.5	18	0
9)	Powell, LA-R	4	67	16.8	21	0
10)	Cannon, Ten.	2	33	16.5	19	0
11)	Watkins, Phi.	3	38	12.7	17	0

WEEK 1 / THROUGH SUNDAY, SEPTEMBER 11, 2022

NFL / LEADERS IN INTERCEPTIONS

Rank	Player, Team	Int	Yards	Avg	Long	TD
1t)	M. Williams, Bal.	1	33	33.0	33	0
1t)	Fitzpatrick, Pit.	1	31	31.0	31t	1
1t)	Holland, Mia.	1	31	31.0	31	0
1t)	Bradberry, Phi.	1	27	27.0	27t	1
1t)	E. Jackson, Chi.	1	26	26.0	26	0
1t)	Basham Jr., Buf.	1	21	21.0	21	0
1t)	Tranquill, LA-C	1	20	20.0	20	0
1t)	Winfield, T.B.	1	15	15.0	15	0
1t)	Hughes, Hou.	1	14	14.0	14	0
1t)	*Walker, Jac.	1	9	9.0	9	0
1t)	Poyer, Buf.	1	6	6.0	6	0
1t)	Hill, LA-R	1	5	5.0	5	0
1t)	Campbell, Jac.	1	3	3.0	3	0
1t)	Callahan, LA-C	1	2	2.0	2	0
1t)	Jackson, Buf.	1	2	2.0	2	0
1t)	Forrest, Was.	1	1	1.0	1	0
1t)	Hufanga, S.F.	1	1	1.0	1	0
1t)	Hooker, Ten.	1	0	0.0	0	0
1t)	Lewis, LA-R	1	0	0.0	0	0
1t)	Reed, NY-J	1	0	0.0	0	0
1t)	Samuel Jr., LA-C	1	0	0.0	0	0
1t)	H. Smith, Min.	1	0	0.0	0	0
1t)	Sutton, Pit.	1	0	0.0	0	0
1t)	T. Watt, Pit.	1	0	0.0	0	0
1t)	Wilson, Dal.	1	0	0.0	0	0
1t)	Witherspoon, Pit.	1	0	0.0	0	0
1t)	Delpit, Cle.	1	-4	-4.0	-4	0

NFL / LEADERS IN SACKS

Rank	Player, Team	Sacks
1t)	Highsmith, Pit. (LB)	3.0
1t)	Mack, LA-C (LB)	3.0
3t)	Garrett, Cle. (DE)	2.0
3t)	Hughes, Hou. (DE)	2.0
3t)	V. Miller, Buf. (LB)	2.0
3t)	Parsons, Dal. (LB)	2.0
3t)	Paye, Ind. (DE)	2.0
3t)	Simmons, Ten. (DT)	2.0
3t)	Weaver, Ten. (LB)	2.0
3t)	D. White, T.B. (LB)	2.0
11t)	Bosa, LA-C (LB)	1.5
11t)	Epenesa, Buf. (DE)	1.5
11t)	Jarrett, Atl. (DT)	1.5
11t)	Phillips, Buf. (DT)	1.5
11t)	*Robinson, Chi. (DE)	1.5



WEEK 1 / THROUGH SUNDAY, SEPTEMBER 11, 2022

NFL / FUMBLE RECOVERIES

Rank	Player, Team	TotRec	OffRec	DefRec
1)	Mayfield, Car.	4	4	0
2)	Ryan, Ind.	2	2	0
3t)	*Brisker, Chi.	1	0	1
3t)	Buckner, Ind.	1	0	1
3t)	Conner, Ariz	1	1	0
3t)	Davis, Bal.	1	1	0
3t)	Dupree, Ten.	1	0	1
3t)	Edwards-Helaire, K.C.	1	1	0
3t)	Evans, Atl.	1	0	1
3t)	Floyd, LA-R	1	0	1
3t)	Goff, Det.	1	1	0
3t)	Henne, K.C.	1	1	0
3t)	Henry, Ten.	1	1	0
3t)	Ca. Heyward, Pit.	1	0	1
3t)	Hollins, LA-R	1	0	1
3t)	Humphrey, Bal.	1	0	1
3t)	Ingram, Mia.	1	0	1
3t)	D. Johnson, Pit.	1	1	0
3t)	Kirksey, Hou.	1	0	1
3t)	Lance, S.F.	1	1	0
3t)	Mariota, Atl.	1	1	0
3t)	Mathieu, N.O.	1	0	1
3t)	McCaffrey, Car.	1	1	0
3t)	McSorley, Ariz	1	1	0
3t)	Miller, Cle.	1	1	0
3t)	Miller, L.V.	1	1	0
3t)	Murphy, Ariz	1	0	1
3t)	K. Murray, Ariz	1	1	0
3t)	Oluokun, Jac.	1	0	1
3t)	*Pacheco, K.C.	1	1	0
3t)	Perine, Cin.	1	1	0
3t)	Phillips, Mia.	1	0	1
3t)	Pinnock, NY-G	1	0	1
3t)	Renfrow, L.V.	1	1	0
3t)	Roby, N.O.	1	0	1
3t)	Rodgers, Ind.	1	1	0
3t)	Simpson, L.V.	1	1	0
3t)	Smith, Ind.	1	1	0
3t)	Stafford, LA-R	1	1	0
3t)	Tomlinson, Min.	1	0	1
3t)	C. Williams, Mia.	1	1	0
3t)	*G. Wilson, NY-J	1	1	0

WEEK 1 / THROUGH SUNDAY, SEPTEMBER 11, 2022

NFL / OFFENSIVE FUMBLE RECOVERIES

Rank	Player, Team	Ret	Yards	Avg	Long	TD
1)	Mayfield, Car.	4	0	0.0	0	0
2)	Ryan, Ind.	2	0	0.0	0	0
3t)	McCaffrey, Car.	1	28	28.0	28	0
3t)	Conner, Ariz	1	0	0.0	0	0
3t)	Davis, Bal.	1	0	0.0	0	0
3t)	Edwards-Helaire, K.C.	1	0	0.0	0	0
3t)	Goff, Det.	1	0	0.0	0	0
3t)	Henne, K.C.	1	0	0.0	0	0
3t)	Henry, Ten.	1	0	0.0	0	0
3t)	D. Johnson, Pit.	1	0	0.0	0	0
3t)	Lance, S.F.	1	0	0.0	0	0
3t)	Mariota, Atl.	1	0	0.0	0	0
3t)	McSorley, Ariz	1	0	0.0	0	0
3t)	Miller, Cle.	1	0	0.0	0	0
3t)	Miller, L.V.	1	0	0.0	0	0
3t)	K. Murray, Ariz	1	0	0.0	0	0
3t)	*Pacheco, K.C.	1	0	0.0	0	0
3t)	Perine, Cin.	1	0	0.0	0	0
3t)	Renfrow, L.V.	1	0	0.0	0	0
3t)	Simpson, L.V.	1	0	0.0	0	0
3t)	Smith, Ind.	1	0	0.0	0	0
3t)	Stafford, LA-R	1	0	0.0	0	0
3t)	C. Williams, Mia.	1	0	0.0	0	0
3t)	*G. Wilson, NY-J	1	0	0.0	0	0
3t)	Rodgers, Ind.	1	-2	-2.0	-2	0

NFL / DEFENSIVE FUMBLE RECOVERIES

Rank	Player, Team	Ret	Yards	Avg	Long	TD
1t)	Evans, Atl.	1	10	10.0	10	0
1t)	Dupree, Ten.	1	2	2.0	2	0
1t)	Ingram, Mia.	1	2	2.0	2t	1
1t)	Roby, N.O.	1	2	2.0	2	0
1t)	*Brisker, Chi.	1	0	0.0	0	0
1t)	Buckner, Ind.	1	0	0.0	0	0
1t)	Floyd, LA-R	1	0	0.0	0	0
1t)	Ca. Heyward, Pit.	1	0	0.0	0	0
1t)	Hollins, LA-R	1	0	0.0	0	0
1t)	Humphrey, Bal.	1	0	0.0	0	0
1t)	Kirksey, Hou.	1	0	0.0	0	0
1t)	Mathieu, N.O.	1	0	0.0	0	0
1t)	Murphy, Ariz	1	0	0.0	0	0
1t)	Oluokun, Jac.	1	0	0.0	0	0
1t)	Phillips, Mia.	1	0	0.0	0	0
1t)	Pinnock, NY-G	1	0	0.0	0	0
1t)	Tomlinson, Min.	1	0	0.0	0	0

WEEK 1 / THROUGH SUNDAY, SEPTEMBER 11, 2022

																Team/Offense Rank (Within League)																															
BAL	BUF	CIN	CLE	DEN	HOU	IND	JAX	KC	LV	LAC	MIA	NE	NYJ	PIT	TEN		ARI	ATL	CAR	CHI	DAL	DET	GB	LAR	MIN	NO	NYG	PHI	SF	SEA	TB	WAS															
24	6	4	15t		22	1	12	2	20	15t	21	25	13	26	14	TYds/G	23	5	27	30	28	10	18	29	7	11	8	3	19		17	9															
19	2	24	22		26	11	7	1	12	16	18	20	23	27	8	TYds/P	25	9	17	30	28	10	15	29	5	4	3	6	21		13	14															
28	14	10	2		22	6	13	11	27	23	26	21	20	24	18	RYds/G	16	4	29	17	25	5	15	30	12	9	1	3	7		8	19															
24	11	19	6		28	15	3	13	9	30	27	21	10	22	20	RshAvg	14	8	26	29	18	4	5	25	17	1	2	7	12		16	23															
18	6	4	29		16	2	10	1	11	7	12	22	5	23	9	PsYd/G	25	17	19	30	26	20	15	24	8	14	27	13	28		21	3															
11	2	24	29		19	12	18	1	17	3	9	15	26	25	5	PasAvg	27	13	10	20	30	21	22	28	4	14	16	7	23		8	6															
19t	27	29	1t		1t	14	15t	1t	30	1t	1t	19t	13	1t	1t	%HdInt	1t	1t	22t	26	15t	18	17	28	1t	1t	24	1t	21		22t	25															
15t	14	26	7		20	11	12	1t	28	1t	21	15t	13	5	8	Sac/PP	19	1t	27	24t	22	6	23	29	9t	24t	30	9t	17		18	4															
28t	9t	3	9t		13	1t	7t	1t	18t	18t	18t	24t	7t	28t	14t	1D/Gm	18t	5t	26t	26t	30	9t	12	14t	14t	18t	14t	4	24t		18t	5t															
15t	1	6	10t		20t	14	26t	4	9	12t	12t	10t	30	25	24	3D Eff	26t	15t	17	18t	28t	3	20t	8	22t	22t	28t	5	7		18t	2															
20t	20t	13	10t		20t	14t	14t	1t	10t	14t	1t	14t	6t	20t	20t	4D Eff	6t	20t	20t	20t	12	1t	14t	8t	1t	20t	1t	8t	14t		20t	20t															
14	1	17t	20		27t	17t	23t	13	23t	27t	27t	19	4	2	3	PR Avg	26	5	11	25	22	21	7t	27t	15	7t	6	16	9		12	10															
20t	20t	20t	2		20t	20t	20t	7	20t	15	16t	3	5t	19	14	KR Avg	1	20t	12	5t	11	20t	16t	13	4	20t	10	18	9		20t	8															
14t	30	5	16		22	25t	10t	3	4	12t	20	29	27	14t	1	GPntAv	7	24	10t	19	8	18	25t	23	17	2	6	21	28		9	12t															
23	30	25t	28		20	6	14	7	1	2	13	25t	25t	16	3	NPntAv	15	17	8	29	5	10t	10t	24	9	4	19	21	22		10t	18															
9t	4	17t	7t		17t	17t	14	1	22t	9t	17t	28t	27	12t	17t	Pts/Gm	15t	7t	9t	22t	30	3	28t	25t	12t	6	15t	2	25t		22t	5															
1t	1t	18t	1t		1t	18t	16t	1t	1t	22t	1t	24t	22t	16t	18t	FG%	24t	14t	1t	24t	1t	24t	24t	1t	1t	18t	24t	1t	1t		14t	24t															

Opponent/Defense Rank (Within League)																																
BAL	BUF	CIN	CLE	DEN	HOU	IND	JAX	KC	LV	LAC	MIA	NE	NYJ	PIT	TEN		ARI	ATL	CAR	CHI	DAL	DET	GB	LAR	MIN	NO	NYG	PHI	SF	SEA	TB	WAS
18	2	5	4		30	9	22	8	15t	11	6	10	7	27	23	TYds/G	29	20	15t	12	14	28	24	25	13	26	17	21	1		3	19
8	2	4	14		20	5	17	6	15	19	11	13	12	7	28	TYds/P	30	27	9	10	18	25	26	29	16	22	23	21	1		3	24
11	1	7	2		25	9	12	15	8	4	10	5	3	21	30	RYds/G	20	22	29	24	23	28	19	17	16	27	13	26	14		6	18
21	6	9	5		16	3	8	17	1	22	10	4	7	12	29	RshAvg	18	30	25	19	15	24	14	20	26	23	11	27	2		13	28
26	7	8	12		29	15	28	6	24	20	9	19	13	27	4	PsYd/G	30	17	2	3	10	18	23	25	16	14	22	11	1		5	21
5	3	6	21		19	12	25	4	28	14	16	22	20	7	15	PasAvg	30	17	2	8	23	24	27	29	9	18	26	10	11		1	13
18	3	19t	8t		17	19t	6	19t	19t	1	11t	19t	11t	2	7	%HdInt	19t	19t	19t	10	8t	19t	19t	4	14	19t	19t	13	5		15t	15t
18	2	26	4		20	11	27	12	28t	3	15t	10	15t	5	1	Sac/PP	28t	6t	24	14	13	21t	21t	17	8	28t	23	25	6t		9	19
23t	14t	2t	4t		29t	18	25t	8t	8t	8t	6t	8t	2t	28	14t	1D/Gm	29t	8t	20t	6t	8t	27	14t	20t	19	25t	14t	20t	4t		1	23t
1	23	6	14		17	10t	29	4t	18t	22	20t	18t	15t	25	2t	3D Eff	27	8t	20t	24	12t	26	8t	30	10t	15t	7	28	12t		2t	4t
24t	22t	1t	1t		12t	1t	1t	24t	12t	20t	12t	26t	1t	18	26t	4D Eff	26t	1t	20t	12t	1t	22t	26t	1t	12t	1t	1t	26t	1t		19	12t
27	1t	29	20		13t	1t	21	5	1t	7t	12	1t	17	13t	25	PR Avg	18	23t	11	22	19	15	16	30	23t	26	28	10	6		9	7t
25t	18	12	19		1t	1t	23	30	16	1t	28	14t	1t	1t	21	KR Avg	24	1t	29	22	1t	13	27	1t	14t	1t	17	1t	25t		20	1t
4	8	16t	20t		5t	9	18t	24	18t	27	2	11	16t	26	25	GPntAv	28	29	15	3	22	10	14	1	5t	7	30	13	12		23	20t
4t	7	15	23		25	11	13	16	29	30	4t	18	8	4t	12	NPntAv	24	27	3	9	19t	10	22	1	19t	14	28	19t	2		26	17
4	5t	18t	20t		10t	10t	26	15t	20t	7t	2t	10t	20t	10t	15t	Pts/Gm	30	25	23t	5t	7t	29	18t	27	2t	23t	10t	28	7t		1	17
8t	18t	14t	18t		10t	18t	1t	1t	8t	18t	1t	18t	18t	10t	1t	FG%	18t	10t	18t	18t	16t	18t	18t	18t	1t	16t	10t	1t	1t		18t	14t



TENNESSEE TITANS  
**FEATURE CLIPS**

## OLA ADENIYI

### **"MY MOM IS MY HERO": TITANS LB OLA ADENIYI CREDITS HIS MOTHER FOR LIFE-CHANGING SACRIFICES, AND LESSONS LEARNED**

**BY JIM WYATT**  
**TENNESSEE TITANS**  
**MAY 7, 2021**

NASHVILLE – When Olasunkanmi "Ola" Adeniyi made it to the NFL, his first thought wasn't to reward himself with shiny cars and jewelry.

His road to the NFL, which started on playgrounds in Nigeria, wasn't an easy one.

But Adeniyi, a linebacker who joined the Titans earlier this offseason, knew it was his mother who did the hard work.

And every day of his life, especially on Mother's Day weekend, Adeniyi can't help but think of how she changed his life by the sacrifices she made for her family. So he wants to reward her any time he gets a chance, and he's done so.

"At school, when the teacher says: Write about your hero," Adeniyi said. "Well, I am not writing about Superman. I am not writing about Batman. I am writing about my mom. My mom is my hero. To do what my mom has done for me and my brother, especially coming from a third world country, that is no easy task.

"Without her, I wouldn't have made it to where I am today. Not even close."

Adeniyi, headed into his fourth NFL season, signed with the Titans in March after playing the previous three seasons with the Pittsburgh Steelers. In Pittsburgh, Adeniyi played in 32 games, with one start. He's tallied 10 tackles, 14 special teams stop and three forced fumbles during his career.

At his new home in Tennessee, Adeniyi hopes to take an even bigger step in helping the Titans.

He's excited about his new opportunity.

And he's forever thankful for having a mother who helped change his life.

Born in Nigeria, Ola Adeniyi was around six years old when his mother, Esther, traveled to the United States in an effort to create a better life for her two boys. After spending time in the active military in Nigeria, she found work. She ultimately began a career in nursing, in Houston. Ola and his older brother stayed with a family member in Nigeria until their mother could create a stable home for the entire family in the U.S.

A few years later, the boys rejoined their her.

Ola, around eight years old at the time, remember his mom working long hours to provide for the boys while raising them by herself. It continued for years and years, and to this day she's still a nurse at Kindred Hospital Houston Medical Center.

"My mom," Adeniyi said, "she has always been that tough worker. She'd go to hell and back for me and my brother, just to make sure we were happy. She wanted to do everything she could to make our life better. It was hard on her I know, but she never showed it."

Esther was also a disciplinarian who wanted her sons to focus on academics, not athletics.

In fact, Adeniyi wasn't allowed to play football when he was in middle school, or in his early years in high school. It wasn't until his junior year in high school when his mother finally agreed to let him play – as long as he'd sign a contract. The contract stated he must make good grades, clean his room, and do other chores.

"One day at practice, my coach came up to me on the practice field and told me my mom called," Adeniyi recalled. "She told my coach my bed wasn't made. He said, 'You have to go home.' I was like, 'Are you serious?' I took my

shoulder pads off and ran home, and she was waiting for me at the house. She was going to make me quit the team.

"From that day on, I learned my lesson."

Adeniyi went on to earn a scholarship at Toledo, where he developed into an NFL talent. His older brother, Olamide, meanwhile, went to Columbia University, and he's on course to be a doctor. Ola said his mother insisted on paying all of his brother's tuition because she didn't want him to stress.

"I'm telling you," Adeniyi said, "I wouldn't have made it to the point I am in my life without her toughness on me, and her staying on me. She changed my life, and my brother's life."

Earlier this year, Adeniyi bought his mother a Range Rover SUV, along with a Louis Vuitton bag.

Back in 2019, he bought his mother a new house.

On Mother's Day weekend, Adeniyi plans to celebrate his mother.

He'll thank her again and again.

"There's not a day that goes by where my mom doesn't ask me: 'Are you OK? Do you need anything?'," Adeniyi said. "Even while I am a grown man, she still wants to make sure we're well off, and she will do whatever it takes to make sure we're happy. She tells us every day, we're her pride and joy. And that sticks with me.

"The reality is she's my pride and joy. And I'll never be able to repay her for all she has done for me."

###



## DENICO AUTRY

### **AS TENNESSEE TITANS' DENICO AUTRY RETURNS TO INDY, DON'T FORGET THE SMALL TOWN THAT MADE HIM**

**BY BEN ARTHUR**  
**THE TENNESSEAN**  
**OCTOBER 29, 2021**

Denico Autry made Patrick Mahomes feel him.

Facing a third-and-long deep in Tennessee Titans territory late in the third quarter last Sunday, and looking at a 24-point deficit, the Chiefs needed a touchdown to keep any hope of a comeback alive. But Autry ruined the chance. Mahomes dropped back and Autry, beating rookie right guard Trey Smith on the inside, wrapped him up for a sack before he could step up in the pocket.

Autry wasn't done, either.

In the fourth quarter, Kansas City was again deep in Tennessee territory, facing a third-and-long. And Autry again sacked Mahomes, wrapping him by the legs.

It was the punctuation to a thorough beating of the 2018 MVP by the Titans' pass rush.

At the heart of it was Autry.

"That was the number one key (against Kansas City), put pressure on the quarterback," Autry said postgame.

The 6-foot-5, 285-pound Autry, one of the Titans' marquee free-agent signings to fix a defense had been one of the league's worst, has been as advertised for Tennessee (5-2) entering its Week 8 showdown Sunday (noon CT, CBS) against Autry's former team: the rival Indianapolis Colts (3-4).

Autry leads the Titans in quarterback knockdowns (7) and ranks second in sacks (3.5), tackles for loss (5), hurries (8) and pressures (19).

He had his best game of the season in the signature victory over the Chiefs, with a team-leading two sacks and four quarterback hits.

"We're asking him to do some things and learn terminology and now you can see him kind of hit his comfort zone," said Titans defensive line coach Terrell Williams.

Autry's early years

Autry grew up an hour east of Charlotte in Albemarle, North Carolina, a small town of about 16,000 people. He lived in the neighborhood of Amhurst on the southeast part of town, a violent area during Autry's youth. There were drugs and gang violence. Gunshots were common at night.

Autry's mother, LaSonya, kept him off the streets. His football coaches at Albemarle High School and volunteer policemen who worked with the program kept an eye on him, too.

Anytime Autry – and his teammates – did anything outside of the house, they knew about it within 15 minutes. If Autry was hanging out on the corner at night, they'd pick him up and take him to get a burger. Whatever it took to keep him out of trouble.

"He probably had every opportunity in the world to go down the wrong road. And he ended up making right turns all the time," recalled Baxter Morris, Autry's football coach in high school. "You had to keep an eye because there was a lot of influence out there that they could fall victim to. He never did. He was always pretty much in the straight and narrow. He was never in trouble in school.

"He pulled back away from even some people that he always considered his friends in elementary school, middle school and stuff. He just didn't run with them in high school because some of them didn't make it. Some of them went the other way."

Sports kept Autry busy.

In addition to football, he played basketball and ran track all four years of high school. At 6-foot-5 and around 220 pounds, Autry did the 300-meter hurdles and 400-meter races in track. He had hands so big he could palm a basketball in both hands and wave them around. On the gridiron, he played defensive end, tight end, receiver and played on special teams.

"He could fly," recalled Morris. "He was a rocket ship."

Autry drew inspiration to commit to football from the Albemarle community.

"It's a big football town," said Autry. "Watching the guys before me coming up and seeing how they were doing things, where they were going to school. It made me want to be like those guys and go farther."

Versatility helps Autry

Autry's versatility translated as he climbed the football ranks.

Autry is officially listed as a defensive lineman for the Titans, but he plays outside linebacker too. He rushes inside and out. He can win with "multiple different moves," according to coach Mike Vrabel.

The 31-year-old veteran has averaged half a sack per game since 2018.

"It wasn't a hard decision for us to find a way for him to fit into our game," said outside linebackers coach Ryan Crow. "He showed up and we knew kind of knew what he was."

The Titans produced a stinker in their Week 4 loss to the Jets, but Autry gave them a chance to win in overtime, when he pushed Zach Wilson out of bounds on third-and-goal, forcing a field goal and giving the offense the ball back. In the Week 6 thriller against the Bills, it was Autry's hit on Josh Allen in the second quarter that led to a

# DENICO AUTRY

momentum-changing interception by safety Kevin Byard.

The Titans' four-man front of Autry, Jeffery Simmons, Harold Landry and a healthier Bud Dupree has flashed brilliance the last couple weeks.

"I think he's a big, long body in there who's able to get some push in the middle of the pocket," said defensive coordinator Shane Bowen. "You're not seeing quarterbacks being able to step up a lot. A lot of the sacks are happening pretty deep, right? So guys aren't really able to step up, which kind of bodes well for us.

"Then he's athletic for a big dude. He's quick, he's able to get on edges. He's got some quick twitch to him, where he's able to work side to side and find ways off of blockers late in the down to get to the quarterback."

Facing the Colts, his old team

Autry won't forget the Colts let him walk.

That's what he made clear at his Titans introductory press conference in March. The soft-spoken Autry recorded 20 sacks in three seasons with Indianapolis (2018-20), including a team-high nine in 2018.

"That makes it real personal," Autry said at the time. "They knew what they had. It is what it is."

Autry on Sunday will face the Colts for the second time this season, but for the first time Indianapolis, a critical game for the Titans to gain separation in the AFC South standings.

Vrabel acknowledged that players going up against their former team can be emotional games, but expressed confidence in Autry's ability to deliver.

"I trust that Denico and everybody else for that matter, I think everybody is going to be pretty tuned up whether they played for the Colts previously or not," said

Vrabel. "Denico has done everything we have asked him to do, and I am excited to watch him prepare this week and ultimately play on Sunday."

Perform is what he's always done.

Autry had poor grades coming out of high school, but he attended East Mississippi Community College, where he was an NJCAA All-American and helped lead the school to a state and national title at the JUCO level.

He went undrafted out of Mississippi State, but he's had a productive NFL career, with 34 sacks and 55 tackles for loss across seven seasons and counting with the Raiders, Colts and Titans.

Tennessee appreciates Autry's approach to the game.

"He's a business guy," said Crow. "He brings his lunch pail. Goes really, really hard. If he needs to lead, he'll lead.

"That's what guys look up to: guys who've done it and can lead by example, but also speak up when they have to."

###

## AARON BREWER

### **AARON BREWER AIMS TO PROVE DOUBTERS WRONG ONCE AGAIN AS HE SETS SIGHT ON STARTING SPOT WITH TITANS**

**BY JIM WYATT**  
**TENNESSEETITANS.COM**  
**JULY 11, 2022**

NASHVILLE – Aaron Brewer was rated as a two-star recruit by Rivals coming out of Skyline (Texas) High School, when many wondered if he'd be able to hold up on the offensive line at the next level because of his size.

Brewer, heading into his third NFL season with the Titans, knows plenty doubted him then, just like he thinks some might be doing even now.

"I've heard that forever, from high school up to this point now," said Brewer, who is expected to compete for a starting spot on the team's offensive line in training camp. "But it didn't stop me then, and it's not going to stop me now."

Brewer, who has played in 24 games, with six starts, over the past two seasons in Tennessee after being signed as an undrafted free agent out of Texas State following the 2020 NFL Draft, has his sights set on a starting spot at left guard heading into the 2022 season.

A 6-foot-1, 290-pounder, Brewer – who was 275 pounds when he began the draft process coming out of college – knows he has work to do to earn the spot while in competition with several others, including offseason acquisition Jamarco Jones.

Titans offensive line coach Keith Carter said what Brewer lacks in size he makes up for in other areas.

If you don't believe it, you should see Brewer do backflips.

"Aaron is an unbelievable athlete," Carter said. "So, he has a really unbelievable way to recover when

he gets stuck in some bad positions. For him, it's getting as big as he can, but not losing that part of his game. And then just being consistent from a technique standpoint. I think he's come a long way and I am excited to see where he goes."

Brewer, who appeared in 48 games with 47 consecutive starts over four seasons (2016-19) at Texas State, earned a roster spot and played 12 games with one start as a rookie in 2020, providing depth at guard and center.

In 2021, Brewer appeared in 12 games with the Titans, making five starts at guard.

"The kind of player I am, I am more smaller, quick twitch, explosive," Brewer said. "So, I just work with what I got. I know I am strong for my size, and I'm fast as well."

Brewer said he's changed his diet, which includes a lot of meal prep.

While his goal is to earn a starting spot, he's focused on just giving himself a chance to compete.

He's all-in on the team's identity.

"Going into this season, I just want to stay as healthy as possible and do everything I can do to compete and get that job," he said.

"Since my rookie I came in and played with effort and finish. That is the identity of the team, and I am buying in and listening to the vets. Buying into that culture has helped me get to where I am at now."

###

# **HOW FATHER'S DEATH PREPARED KICKER RANDY BULLOCK TO SEIZE HIS TENNESSEE TITANS MOMENT**

**BY BEN ARTHUR  
THE TENNESSEAN  
SEPTEMBER 24, 2021**

When Tennessee Titans kicker Randy Bullock jogged onto the field during overtime in Seattle, with the chance to lift his new team to a dramatic victory over the Seahawks, Rhett Bullock saw the look.

Watching the TV broadcast, Rhett noticed his younger brother had the demeanor he'd always shown in pressure moments: an emotionless expression with a calm disposition.

So when Randy drilled the winning 36-yard field goal in his Titans debut, capping Tennessee's improbable comeback and silencing a raucous Seahawks home crowd, Rhett wasn't surprised.

"He thrives in those situations," Rhett told The Tennessean. "If there's one thing you can count on with Randy, it's that he has a really high level of accountability and is going to make sure that he's prepared for those situations."

Randy Bullock was signed to the Titans' practice squad Sept. 11 and promoted to the active roster three days later.

In a week's time, and with the stakes highest, he became a hero for a franchise that has endured a kicking rollercoaster the past three seasons. For now, he's the kicker entering Sunday's AFC South showdown against the Colts (noon, CBS).

Father's death

There's no pressure on the football field that's too great for Bullock.

It's because of what he went through as a teenager.

In 2004, when Bullock was 14, he went on a hunting trip in South

## **RANDY BULLOCK**

Texas with Rhett and their father, Richard. The brothers were separated from their dad on the hunt, and planned to catch up with him midday for lunch.

They never got that lunch. Richard died suddenly from a heart attack.

It was two days before Christmas.

"What I went through with my dad changed my perspective and outlook on a lot of things in life," Bullock told The Tennessean. "But most importantly, it taught me that I can handle and overcome anything the game of football or life could ever throw at me. I developed the ability to attack adversity head on."

Richard would shag balls for Bullock when he was young. Bullock had taken an interest in kicking, and so did his dad. They bonded on the practice field.

"It was kind of my way out, my way of drowning everything out and kind of trying to avoid the situation," Bullock said of kicking after his father's death. "I was so consumed in kicking and working that I was kind of able to live a somewhat normal life, I guess."

Richard pushed a sense of accountability into his sons, Rhett said, and that has carried over into Bullock's demeanor on the field.

Bullock is described as quiet and sincere, but he has intensity and self-discipline too. When he attended Klein High School outside Houston, he'd work on his kicking accuracy by placing the ball on the sideline, out of bounds, and try to kick it through the uprights at sharp angles. He'd go from the goal line every 5 yards up the 15-yard line, making a handful of attempts at each spot on both sides of the field.

At Texas A&M, where he won the Lou Groza Award in 2011 as the nation's top kicker, Bullock juggled a demanding football schedule with the school's top-rated petroleum engineering curriculum. Bullock's roommate in college for two years, Rhett wouldn't see his brother joke

around when he got home in the evening. Bullock was diligent with his school work knowing he had 5 a.m. workouts the next morning.

"He was never acting silly or goofy as a high school kid," recalled Stan LaBay, who was Bullock's coach at Klein High School. "He was a serious kid all the time. He always had that little smile about him. He just had tremendous concentration. That's what I really liked about him. He was always focused; he was in the game; and he was consistent. You never had to worry about whether he was gonna be ready to play or not."

"I don't ever remember him not being prepared."

Titans' kicking carousel

The Titans have played nine placekickers since the start of 2019, including Bullock.

Sam Ficken was Tennessee's starting kicker to begin 2021, but he landed on injured reserve with a groin injury the day before the season opener. His replacement, Michael Badgley, missed a field goal and a PAT in the opener and was released the next day.

Next in line was the 31-year-old Bullock.

"Seeing that smile on his face after he makes the game-winning kick, just really happy for the guy because he's been through a lot," Titans special teams coach Craig Aukerman said.

There are no guarantees for Bullock, as is often the case for kickers in the NFL. Ficken can return from IR next week, and Aukerman said the team will go "day by day" in assessing the competition.

Bullock, a 2012 fifth-round pick out of Texas A&M, has kicked for five other teams in 10 NFL seasons: the Texans (2012-15), Jets (2015), Giants (2016), Steelers (2016) and Bengals (2017-20). He's made 83.1% of his field goals. He's set to

kick for the Titans again Sunday against the Colts.

“It was just an awesome way of starting my career here,” Bullock said Sunday. “I’m really thankful for the opportunity, I’m glad that it ended the way it did, but more than anything we got a win.”

Similar to Seattle last week, Rhett recalled how his brother was thrown into a tough situation in Pittsburgh a few years ago. Bullock kicked for the Steelers in Week 12 of the 2016 season, one day after signing with the team. He made all three of his field goals and his lone extra point to help Pittsburgh to a victory over the Giants.

Bullock doesn’t just embrace those kinds of moments.

He loves them.

"It's part of the fun, part of the adrenaline rush," Bullock said. "If you're not looking forward to that moment, you probably shouldn't be in the game to begin with."

###



**FIRST-ROUND PICK  
TREYLON BURKS GETS  
OUT OF THE STARTING  
GATE IN STYLE ON DAY 1  
OF TITANS CAMP**

**BY JIM WYATT  
TENNESSEETITANS.COM  
JULY 27, 2022**

NASHVILLE — Teylon Burks knows it's a marathon, not a sprint.

But the first-round pick sure did get out of the starting gate well on the first day of Titans training camp.

On the second play of the initial 7-on-7 period, Burks raced past defensive back Kristian Fulton before making a diving catch on a deep ball thrown by quarterback Ryan Tannehill.

It was a nice start on a day Burks also finished in style.

"I feel a lot different, and I feel a lot healthier," Burks said after practice. "It just makes me feel good that I can come out here and play a role, and be a part of this team."

Burks, who was the subject of a lot of chatter this offseason because of issues with his asthma, and conditioning, said he's been working out and taking better care of his body since the end of the team's offseason program in June.

On Wednesday, he said he's probably lost 5-6 pounds in recent weeks.

Burks said he feels like the running he's done of late helped him with his conditioning, and his asthma.

"Putting myself in situations where I knew my asthma would flare up," Burks said, "and just be able to push through it. ... Honestly, I just (need to) keep conditioning where I don't feel it no more, making sure I am taking my inhaler before practice, after practice, just staying on top of everything."

Burks acknowledged he could have done a better job with handling

## TREYLON BURKS

some things after being selected by the Titans with the 18th overall pick.

Burks was limited in the OTAs, and then held out of the minicamp.

"I would say yes," Burks said. "That's just being accountable, and I should have taken a better attack on that. Now that I am, I can tell a big difference."

After his diving catch early, Burks caught two more passes Wednesday, one on a well-timed throw from Tannehill before a bullet in the middle of the field on a ball thrown by Logan Woodside.

"It's nice to have Teylon out there," Tannehill said. "He has a long way to go, but him making plays like (he did today) does a lot for building confidence for a quarterback, for myself, and just knowing what you are going to get over there. If he wins consistently and makes plays like that for me down the field, it gives you a lot of confidence to go his direction."

Burks, who is wearing his old college number (16) in Tennessee, caught 66 passes for 1,104 yards and 11 touchdowns for the Razorbacks in 2021 to earn first-team All-SEC honors.

In 2020, Burks led the Razorbacks with 51 catches, 820 yards (16.1 ypc) and seven touchdowns.

In the NFL, he wants to do his part with the Titans.

"I am just playing my role," Burks said. "I am just going to attack every opportunity that I get, and I am going to attack it to the best of my ability. There's still things that I can improve on. I just want to improve and make our team better as well."

###

# KEVIN BYARD

## MTSU TO RETIRE TITANS SAFETY KEVIN BYARD'S JERSEY

**BY JIM WYATT**  
**TENNESSEETITANS.COM**  
**AUGUST 4, 2022**

NASHVILLE – Titans safety Kevin Byard had a good day in Thursday's practice – he knocked away three balls in an early 1-on-1 period before later intercepting quarterback Ryan Tannehill.

Things got even better after practice.

After Byard wrapped up a press conference, MTSU officials surprised him by walking out of Ascension Saint Thomas Sports Park and announcing the team's plans to retire his No. 20 jersey at the school.

"Honestly, this jersey is fire," Byard said with a smile. "What an honor. Just going back to those days at MTSU. ... I played with a lot of great players at MTSU, a lot of great coaches. I couldn't have done it on my own. A lot of people I want to thank – all the coaches, players, staff, trainers, people in our student enhancement center that helped me. I am just honored, and I am so grateful. I'm really at a loss for words.

"I know my mother would be very proud of me in this moment right now."

Byard's jersey will be retired on Sept. 30 during a ceremony at the Blue Raiders' home game versus UTSA, President Sidney A. McPhee and Director of Athletics Chris Massaro announced on Thursday. MTSU coach Rick Stockstill gave Byard a big hug at the ceremony.

Byard will join Teddy Morris as the only other player in MTSU football history to have his number retired. Morris' No. 14 was retired in 1965.

"I want you to know that we are all very, very proud of you," McPhee told Byard. "You represent us well,

and you represent this state well. Congratulations."

A four-year starter for the Blue Raiders from 2012-15, Byard ended his career as the program's all-time leader in interceptions (19), interception return yards (377), interception return touchdowns (4) and is one of just nine players in school history with 300 or more tackles. A team captain, Byard forced or gained 25 turnovers (19 INT, 5 FF, 1 FR) in 49 career games played.

Byard was selected in the third round in the 2016 NFL Draft by the Titans. He's coming off his second Pro Bowl season with the team. Byard was named the team's Walter Payton Man of the Year winner in 2020 for his work in the community.

"I remember I told Jon Robinson when they were evaluating Kevin before the draft," said Stockstill, referring to the Titans General Manager. "I told him: Kevin came in as a professional, and he did everything right off the field, and he had an incredible work ethic. He was extremely focused on his goals, what he wanted to accomplish not only as a student, not only as a football player, but as a man. He came in as a professional and he worked hard. ... I always appreciated how hard he worked."

###

## KEVIN BYARD

### **'I KNOW SHE'S PROUD OF ME': TENNESSEE TITANS' KEVIN BYARD OPENS UP ABOUT LOSS OF MOTHER**

**BY BEN ARTHUR**  
**THE TENNESSEAN**  
**JULY 27, 2022**

Tennessee Titans All-Pro safety Kevin Byard acknowledged Wednesday that he still feels shock over the loss of his mother, Artina Stanley, during the offseason.

Byard left mandatory practices early last month to be with Stanley, who Byard said passed away the following week.

The star safety opened up about his emotions after the first day of training camp Wednesday, saying he's trying to approach every day with gratitude.

"Some days are good, some days are tough," Byard said. "But at the end of the day, I feel like what I've learned throughout this process is that you really never know. This thing came out from left field. Just trying to wake up every single morning with gratitude – gratitude that I have another day to come in this building and be around the guys. My routine has kind of helped me. I wouldn't say keep my mind off of it – during idle times is when it's really tough – but I have a great circle around me that has really kept me up. I've had a lot of people reach out – hundreds of people reach out – to me and just try to keep me up."

"You never know when it will be your day," Byard continued. "You never know when an injury may end everything or your life, period. It's crazy because I feel like everyone who's been through these situations will always tell you, 'really love on your loved ones. Make sure you're calling people every day to tell them you love them,' and that's just something I'm trying to preach and do for myself. Call my family. Check on my siblings. But like I said, it's definitely been tough just being vulnerable, but I feel like I'm in a good head space today, or just

period, but it could be different (Thursday), honestly."

Byard said Stanley meant "everything" to him.

When Byard's parents divorced at 14, he moved from his native Philadelphia to Atlanta with his mother and six siblings.

"Just her work ethic every single day," Byard said. "Raising seven kids, (mostly) on her own, is tough for anyone, especially my mom. But she just took it in stride with the utmost character and everything and that's how I learned. Who I am today is because of her and I owe everything to her."

"One thing I understand too – just thinking spiritually – my mom is with me every single day," he continued. "It might sound weird, but I talk to my mom a lot and I can just hear her voice pretty much say, 'just keep your foot on the gas.' That's what I'm going to keep doing every single day."

Byard added that he's going to dedicate each day to Stanley.

"Dedicate this year (to her) because the life I've been able to build for myself and my family is the life that she wanted and the life that she wanted for herself," he said. "So I have to keep that in mind every single day because I know my mom was proud of me. ... Proud of her kids. All her kids are being successful and doing their own thing."

"That's something that I can take on for the rest of my life: that my mom was proud of me and that's obviously helped me throughout this whole process."

###

**FOR KEVIN BYARD, THE  
TENNESSEE TITANS  
WERE A LAUNCH PAD TO  
HIS TRUEST CALLING —  
CHANGING LIVES**

**BY BEN ARTHUR  
THE TENNESSEAN  
OCTOBER 8, 2021**

On the afternoon of Aug. 1, Tennessee Titans safety Kevin Byard stood in front of a small gathering of TV cameras and reporters.

Training camp had started, and it was his first day off after four straight days of practicing in the sweltering heat and humidity of Nashville's summer. It was time to relax. But he knew this day was coming. So he dashed over from Saint Thomas Sports Park, after off-day treatment and a morning workout.

Sporting a checkered blue button up with dark blue slacks, and flanked by his family — his wife, Clarke, and their two young children, Kevin IV and Eliana Rose — Byard spoke of unveiling a months-long project: the renovated Davidson County Department of Children's Safe Room, which is for reducing the trauma of children who've come into state custody through abuse and neglect. The Byards were holding a ribbon-cutting ceremony for the event. They renovated the South Nashville space through their non-profit, The Byard Family Legacy Fund.

This was a special moment for the NFL veteran. He had family members who'd been in the foster care system.

He knew what a semblance of security could do for a child.

"God has just extended so much grace to me and my wife and my family. We only feel right to try and do the same," Byard said on that August afternoon. "The thing we wanted to do is try and make these kids feel comfortable."

Byard has made giving back his mission. One of the Tennessee Titans' defensive leaders on the field, Byard's philanthropic endeavors have focused on the underprivileged — and he has gotten noticed for it. In July, he was awarded the key to the city of Murfreesboro. In August, he and his wife received a Certificate of Appreciation from Tennessee Gov. Bill Lee. The safe room they renovated was named after them.

He's a staple in the community of Nashville and Murfreesboro, where he attended Middle Tennessee State University. "I think the biggest thing you can do is get to the youth, talk to the kids and be around the kids because they have so much," Byard told *The Tennessean*. "That's the future. You can't change a lot of things, but talking to the youth can change the world."

'He's like your best friend' Jason Spray beamed talking about Byard. During a break at the Byard's second annual football camp in Murfreesboro, Spray pointed out the focus of the Titans safety. How he was sweating with the kids on that hot July afternoon, throwing the football during drills. How he hopped in a cart to make sure he hit every group of campers spread out on the field at Middle Tennessee Christian School. How he was wearing exactly what the kids were wearing — running shorts, a pair of tennis shoes and the camp T-shirt. How he bent low with smaller kids to give them eye-to-eye contact.

The morning before, it was Byard helping Spray unload heavy boxes filled with the camp supplies out of the back of a truck. Two years ago, during his first camp, it was the same deal. Him and Byard. "He's not wearing a Louis (Vuitton) bag or trying to be anything," said Spray, Byard's trainer and former

strength coach at MTSU. "He's just being Kevin today. To me, that's important. And I think that's important to him. I think it's important (to) him for those kids to see him that way: 'I'm just a guy and I just work hard. I was you. You could do the same thing.' To me, that was always the appeal. He's not some superhuman guy."

Tiffany Andrus brought her two young boys to Byard's camp. Byard is the favorite player of one of her sons. During 2019, when the NFL draft was in Nashville, she took that son to a meet and greet with Byard. They got there on time. The line was stopped before they reached the front. They didn't get to meet Byard. The son cried.

Through Twitter, Byard found out what happened. He sent Andrus a direct message.

"Send me the jersey," he wrote.

The jersey was returned to her in the mail within a week, signed by Byard.

"I was shocked," said Andrus. "I thought it was fake."

"He gets (mentioned on Twitter) all the time. He could have ignored that."

Alonzo Rhodes, a Physical Education teacher at John Early Middle School, was working with Metro Parks & Recreation in 2019 when Byard picked his community center to give back to for an NFL draft party. The kids, many of whom came from single-parent households, received Dick's Sporting Goods gift cards. For the watch party, they went to the Chick-fil-A on Church Street, which provided food. There were Xbox consoles and PlayStations for each child. Other Titans players stopped by, too.

It was a "red carpet for the kids," Rhodes explained.

"He was doing this before people even started taking notice and bringing cameras out," said Rhodes,

## KEVIN BYARD

who attended Byard's backpack giveaway event in July. "His personality is genuine. He's like your best friend. You know that feeling you get when you know your best friend is looking out for you? He ain't gotta say nothing, he ain't gotta do nothing. But you know if you ever need him or anything like that, he would be there to support. That's the feeling I get when he's in the community. He's playing actively with the kids. He's engaging. He's speaking to the children. It's nothing doctored up.

"This is from the heart."

### The Byard Family Legacy Fund

Byard has had nothing.

He lived in homes with no electricity. At 14, he had to be father figure to five younger siblings when his parents divorced and he moved from Philadelphia to Atlanta with his mother. Football was his source of security.

Byard knows generational-changing money, too. He's a millionaire in the NFL now, one of Titans' highest-paid players. He signed his five-year extension with Tennessee worth \$70.5 million in 2019, making him – at the time – the highest-paid safety in league history.

He has seen both sides of the spectrum.

It's why he gives back.

"I'm obviously successful now, but at the same time, I feel like I gravitate toward people that aren't always in the best place in life," said Byard. "I understand that me speaking to them can do a lot for (those in need). Just having this platform, it's a powerful thing and I don't think a lot of people really realize that or recognize it."

From his platform, Byard has worked with "The Casey Fund," a foundation founded by ex-teammate, Titans great Jurrell Casey, that supports at-risk youth and formerly incarcerated individuals. He has worked with

Rally on the Runway to support childhood cancer research. He has worked with Habitat for Humanity.

But in 2019, he was doing a meet-and-greet event in Nashville. He was taking pictures with kids. A parent talked to him, saying how much he appreciated the work he was doing in the community.

How can I get you some money? he was asked.

"First of all, I never just had anybody tell me they wanted to give me money out of nowhere," said Byard. "That kind of was a lightbulb that was like, 'Man, we might need to have to make something official.'"

Soon after, Byard and his wife founded the Byard Family Legacy Fund. Its mission: Providing second chances for families and individuals who need it. The fund has four core events: an annual Thanksgiving dinner, Christmas dinner, a back-to-school event and the football camp.

Kevin and Clarke split up responsibilities, with Clarke taking a more pronounced role during the NFL season. If Kevin can't speak at an event, he'll record videos around his Titans schedule.

The Byards renovated the Davidson County Department of Children's Safe Room through their foundation's "Gift of Grace" grant, which is awarded four times a year to individuals and/or organizations in need.

"We really want to reach out into the heart of the communities that we live in," said Clarke. "Sometimes, you just need that little mustard seed to continue to grow into who you're supposed to be. We're hoping to really impact people's lives in that way, just to make those little small changes to where that gives them a message to keep going and keep believing in themselves."

'It's going to change these kids' lives'

It's Aug. 1, and the ribbon of the renovated safe room has been cut.

The big unveiling was done. Shatina Marshall settled down in her new office.

An employee of the Tennessee Department of Children's Services, Marshall is one of the supervisors of the space. She's the one who reached out to the Byards through their foundation. It started with Byard speaking at the graduation celebration for the foster kids moving on from high school earlier in the year. He couldn't be there physically, but he sent in a pre-recorded video.

The relationship grew from there. The Byards wanted to impact the lives of children in a more intimate way. Marshall had the space for it. They collaborated in the months-long endeavor.

With the help of sponsors, the Byards gave the safe room new floors, fresh paint and a new kitchen, furniture and appliances. A teen space and a children's area was added. Functionality for the children, not just aesthetics, were central to the renovation.

It was Marshall's idea to rename the space after the Byards. She appreciated how approachable they were. How hands-on they were throughout the process.

"It's going to change these kids' lives," said Marshall. "I can't wait for tomorrow when I can open these doors to the kids and they can see what it's going to be now."

###



# KEVIN BYARD

## DEPARTMENT OF CHILDREN'S SERVICES 'SAFE ROOM' DEDICATED TO TITANS SAFETY KEVIN BYARD AND HIS WIFE ON SUNDAY

**BY JIM WYATT  
TENNESSEE TITANS  
AUGUST 1, 2021**

NASHVILLE – Titans safety Kevin Byard and his wife Clarke unveiled the renovated facility housing the Davidson County Department of Children's Services' Safe Room on Sunday.

The Safe Room is a dedicated space designed to help reduce the trauma for children who come into custody for child abuse and/or child neglect. Through a full cosmetic renovation this is now a safe space for the youth seeking refuge and gives them some sense of comfort.

"God has extended so much grace to me and my wife and my family," Byard said. "We only feel right to try and do the same. I give 100 percent credit to my wife. ... She ended up visiting this facility, and she had a vision, and wanted to be able to help out the community as much as possible. With me personally, I've had family that's been in the foster system, so this is near and dear to me as well."

The Davidson County Foster System is the recipient of the Byard Family Legacy Fund's annual "Gift of Grace" Grant.

"The Byard Family Legacy Fund actually has a grant called the "Grace Grant" and we model that after God's grace," Clarke Byard said. "We leave it open for individuals or for organizations ... that are in need of a little grace, a little extra help to push forward with what they are trying to accomplish."

The mission of the Byard Family Legacy Fund is not only to provide a sanctuary for families, but believes everyone deserves a second chance.

Byard, a father of two who is the second oldest of seven children, grew up without a father in his home. Byard has said his family worked hard to make ends meet growing up.

Byard, who played in college at MTSU, and his wife Clarke were on hand with their two children at Sunday's ribbon cutting.

"I want to give my personal thanks to Clarke and Kevin Byard for what they have done for the children in our custody," DCS Commissioner Jennifer Nichols said. "Kids are taken in at all times, day and night, and during that transition period, it's probably some of the most dramatic hours for them.

"The Byards have provided this home-like environment for them to stay in during those hours, and I can't imagine anything that is more important than the legacy this family is creating."

On Sunday, the Byards were presented a Certificate of Appreciation signed by Tennessee Governor Bill Lee.

Also, the Safe Room was dedicated the Byards, and the plaque will be hung inside the "Byard Family Safety Room."

"We all have a story – I have been through some rough times in my life as well," Byard said. "My path to where I am now definitely wasn't straight. ... The thing we wanted to do (with the Safe Room) is to make sure these kids feel comfortable."

###

## **BYARD NAMED TITANS' WALTER PAYTON MAN OF THE YEAR**

### **FORMER BLUE RAIDER RECOGNIZED FOR SOCIAL ACTIVISM, COMMUNITY WORK**

***BY MICHAEL GALLAGHER  
NASHVILLE POST  
OCTOBER 30, 2020***

Middle Tennessee sports fans have long known what kind of player and person Tennessee Titans safety Kevin Byard is.

On Thursday, Titans head coach Mike Vrabel was as close to giddy as local reporters have probably ever seen him when the third-year coach announced Byard as the Titans 2020 Walter Payton Man of the Year.

"I wanted to tell everybody how happy I was to tell the team about Kevin Byard being the Walter Payton recipient for the Titans," he said. "That is a special honor. That's something that I know that our guys hold in high regard just to the service that they do and the care for others, so just excited to be able to tell the team that and then honor Kevin (Byard) in front of the team. So, I wanted to share that with you guys as well."

Byard is one of 32 finalists for the Walter Payton NFL Man of the Year award, which is given annually to recognize an NFL player for "commitment to philanthropy and community impact."

Byard was recognized by the NFL Players Association back in September as the first Community MVP of the season after he hosted a pair of events where he helped pack and distribute over 300 kits to distribute that included backpacks of school supplies and other various items for distance learning kids.

Additionally, the 27-year-old All Pro has been one of the Titans' biggest catalysts for speaking out on racism, social justice and police

## **KEVIN BYARD**

brutality this year. Byard was also one of many Titans players out on the streets in March helping the city of Nashville with its tornado relief efforts.

"This honor is no shock to anyone around Middle Tennessee," said Rick Stockstill, Byard's former MTSU head coach. "Kevin is a great man, a great husband, and a great player who always works hard in the community helping others. There's not a better leader or teammate than Kevin Byard. We love him dearly and wish him nothing but success."

Byard helped deliver his son back in August at his home in Nashville and also recently bought his mother a house back in May, stating it was "a pipe dream that only few are able to accomplish."

As the Titans nomination, Byard will receive up to \$50,000 donated to a charity of his choice by the NFL Foundation and Nationwide. Should he win the NFL award, he will receive \$250,000 donated to a charity of his choice. The winner will be announced during the Super Bowl in February 2021.

No member of the Titans has ever won the award and quarterback Warren Moon is the only player in franchise history to ever win, doing so in 1989. Baltimore Ravens defensive end Calais Campbell won the award last year when he was with the Jacksonville Jaguars.

"I think that's the total package that we're striving for, that all of us are striving for, to have some balance in our families, in our personal life, in our professional life, and then also what we're able to do to impact other people around the community and I know that's something that Kevin has done a lot of," Vrabel added.

###

**SUPER DAD: TITANS  
SAFETY KEVIN BYARD  
EXPLAINS HOW HE  
DELIVERED HIS OWN SON  
AT FAMILY'S HOME**

**BY JIM WYATT  
TENNESSEE TITANS  
SEPTEMBER 16, 2020**

NASHVILLE – Kevin Byard has made some clutch plays during the course of his playing career.

In the season opener at Denver, in fact, his forced fumble led to an early Titans touchdown.

But the 27-year-old made the play of his life last month when he delivered his own son, Kevin Leon Byard IV.

Yes, it's true. And on Wednesday, Byard went into great detail about how it happened while on a video conference call with reporters.

"It's one of those deals where we just couldn't make it to the hospital," Byard started off. "Obviously we weren't planning on having the baby at the house."

Byard said his wife, Clarke, started having mild contractions on the evening of August 23. Around 10:30 p.m., Byard's wife woke up and things escalated quickly. Then, she started having more severe contractions while on the bathroom floor. The child was due on August 24th.

"I kind of got up, I wasn't really panicking, but I scrambling to get some clothes on, helping her try to get dressed," Byard recalled. "Her mom was downstairs, so I called her up."

Byard then got the car ready, as Clarke Byard started moving around. Byard called the doula and said, "meet us at the hospital." But with things changing, it became, "meet us at the house."

With the doula on the speakerphone, the Byards provided updates. With the doula being 30 minutes away from the Byard's home, she

## KEVIN BYARD

provided instructions. The first: "Let's try and get her in the bathtub."

But by this time, Byard said his son's "head was already poking out." At this point, Byard said his wife was on her hands and knees.

"The (doula) said, 'Tell her to start pushing, the baby is coming,' Byard recalled. 'His face was pointing upward, so I could see his face was real purple. I was nervous about that, so the doula told me to support his head.'"

About 10 or 15 minutes later, there was serious action.

"Once he got his head out, his shoulders and everything just kind of slipped out," Byard said. "And I kind of caught him in my arms. He waited about five seconds, he coughed about two or three times, and started crying."

Byard's wife remained on the floor, and an ambulance was called.

"We ended up getting the placenta out, cut the umbilical cord, and we headed to the hospital," Byard said. "All of this happened from 10:30 to 11:05. It was like a 30-minute period. Things kind of went fast."

Byard and his wife also have a one-year-old daughter, Eliana.

A former MTSU star and team captain who has recorded 17 interceptions in his NFL career, Byard knows he has a moment he'll never forget.

"That was probably the most memorable thing me and my wife have ever been through in our relationship other than getting married," Byard said. "That's a story I am going to tell my son for the rest of our days."

###

## KEVIN BYARD

### **BEING PICKED BY TITANS A "DREAM COME TRUE" FOR S KEVIN BYARD**

**BY JIM WYATT**  
**TITANS ONLINE**  
**APRIL 30, 2016**

NASHVILLE, Tenn. — Kevin Byard already had the Titans hat.

And he could hardly wait to put in on. In the third round of Friday's NFL Draft, the Middle Tennessee State star got his chance as his NFL dream was realized in a big way.

"I kind of had it planned already," Byard said with a smile while speaking to reports on a conference call. "As soon as I hung up, I said, 'Give me my Titans hat. Titan up.'"

"It's the greatest feeling in the world," Byard, who played 30 minutes down the road at MTSU, continued. "As soon as I heard the general manager's voice, it was just a whirlwind of madness from me. It is a dream come true. Just a few years ago I never thought I would be in this position. I just have to think the man upstairs."

Byard earned his draft position, Titans general manager Jon Robinson said.

Byard (5-11, 216) was an interception machine at MTSU, racking up 19 interceptions in four seasons. He displayed smarts on the field and off, something the Titans found out when they spent two hours with him on the MTSU campus recently.

It's why the team picked him 64th overall in the third round.

"Outstanding ball skills," Robinson said of Byard. "I think 19 interceptions speaks for itself, and he had 370-plus tackles as well. So he's a really productive football player, and he's a great guy. He is a captain, he is a (team-first guy). He embodies all the traits we are looking for. We think he can play free and strong, and he can play in the kicking game. He is really good

with the ball in his hands when he picks it off."

Over the phone, Robison could sense Byard's excitement.

"He is walking over now," Robinson said with a smile.

Byard racked up 66 tackles and four interceptions in 2015. With the Titans, he'll have a chance to compete for playing time, and potentially a starting spot, as a rookie.

Coach Mike Mularkey said the addition of Byard adds competition at the position, which he welcomes.

"This is what we want," Mularkey said. "Those guys that want to buy in and compete and do the things we are doing, those guys will be the players we're going to do our best to keep around here."

Byard watched the draft with his family. He was hoping the Titans would pick him. He said he watched Titans games every Sunday from the locker room while at MTSU. When he was selected, he said he got 100 text messages and "probably 30 missed calls."

"When they picked me, it was almost surreal," Byard said. "I am going to go in there and work as hard as anybody coming in. I am going to go in there and make an immediate impact on special teams, and I am going to go in there and try and fight for a starting job, that is my plan."

"I am glad the Titans picked me, and they made the best decision of the draft by picking me. I am excited and ready to go to work."

###

## MORGAN COX

### THE UPSIDE-DOWN LIFE OF THE TENNESSEE TITANS' ALL-PRO LONG-SNAPPER

BY DAVID FLEMING  
ESPN

JANUARY 20, 2022

LONG-SNAPPING HAS been described as the most specialized, and most ignored, position in all of sports. And in the strange, upside-down world of the long-snapper, the better you are at your job, the more anonymous you become. Case in point: Although they are a critical component in punting, extra points and field goals in a league where field position and scoring is at an all-time premium (especially during the playoffs), long-snappers didn't have their own official spot on the All-Pro team until last year. That inaugural All-Pro honor went to the Tennessee Titans' Morgan Cox. After 11 years, four Pro Bowls and several historic field goals in Baltimore, the Tennessee native joined the Titans in 2021 as a free agent. Not that it upped his Q rating at all. "The motto with long-snapping is you want to go unnoticed, otherwise you're not doing your job correctly," says Cox. "I want people to forget my name because I've done my job so well, the ball's just there and they just expect that it's just going to be there all the time. So I take pride in going unnoticed. I've always said that I could probably walk through the stadium concourse in my helmet and jersey and pads and everybody would be like, 'Why are you wearing number 46?'"

Still, few people in the history of the game have better insight into this weird but fascinating position and all the extreme mental and physical challenges that come with it. (For starters: they're, um, inverted.) Which is why, leading up to the No. 1-seeded Titans divisional-round playoff game against the Bengals, ESPN Daily sat down with Cox to learn, well, everything, about the strange art and science of long-snapping.

**HAVING A MOMENT:** Few of us had any clue about how uniquely skilled and valuable these players were until Covid-19 sidelined a handful of starting long-snappers and the Colts, Cowboys, Bucs, Bengals and others had to scramble to find qualified replacements. Heck, this season, even the uber tight-lipped Bill Belichick gave an eloquent and passionate nine-minute answer when asked during a press conference about the importance and evolution of long-snappers. (Nine minutes!) A few years ago, Belichick confessed that securing a backup long-snapper was what allowed him to sleep well at night. The love of long-snapping runs in the family, apparently. Bill's son Steve, a defensive coach with the Patriots, was a walk-on long-snapper at Rutgers.

No one appreciates long-snappers more than backup long-snappers, though. In 2010, Cox blew out his ACL against the Browns but decided to stay in the game to snap, especially after seeing how petrified Ravens running back Willis McGahee was at the prospect of filling in for him. "After I hurt my knee, he came up to me on the sideline and he was like, 'Hey man, are you good? Are you good? Are you going to be able to snap?'" says Cox, who tore his other ACL in 2014. "He was freaking out that he might have to go in and snap." The premium on scoring and the shrinking margin of victory in the NFL (this season the Titans outscored opponents by an average of only 3.8 points per game) has made extra points and field goals, and thus, long-snappers, even more like lawyers and umbrellas: no one really appreciates them until they don't have one.

**IN GOOD HANDS:** Cox is so obsessed with his hands and his grip that even during the off-season he doesn't like to use hand moisturizer. Seriously. "I can't really use a hand lotion because I hate the feeling of not being like ready to snap a ball at any given time," he says. "Even if it's like, you know, March or April and I know there's no game, for whatever reason I have to get my

hands back to where I could snap a ball, like right away. It's just like a mental oddity that I have that I need to be ready to snap at all times." Likewise, Cox is very particular about his grip on the ball and before the game will even let the referee know how he wants the ball placed so the inflation valve will be in the center of his right palm. Much like a quarterback, Cox's ring finger always goes across the second seam. He uses his left hand mostly as a guide, but just his fingertips and with his palm well off the ball, "almost like the way you'd hold a waiter's tray."

Cox thinks of his snapping motion as a pendulum, because the most simplified, streamlined kinetic movements are the easiest to replicate under the most stressful situations. "At the bottom of the pendulum is the fastest, most efficient time to let go of the ball," he says. "And I'm always trying to think of the nose of the ball, because wherever I point the nose of the ball is where the ball is going to go." And like a great free throw shooter, for Cox the follow-through is critical to good form. When a snap goes well, his thumbs will be pointing straight up in the air and the backs of his hands will almost be touching.

**THERE WILL BE MATH:** After 12 years in the NFL, Cox has long-snapping down to a science. On field goals he only has 0.7 to 0.75 seconds to get the ball into the holder's hands. (A human eye blink takes 0.4 seconds.) And when the ball arrives the laces need to be at 12 o'clock, which is long-snapper lingo for straight up in the air so that when the ball is placed on the ground the seams are directly toward the goal posts. (Laces at 6 o'clock, pointing back at the kicker, are "a disaster," Cox says, because if they catch on a kicker's foot it drastically changes the direction of the ball.) In all, the field goal unit has between 1.2 and 1.3 seconds to get the kick off. So, to get the ball to the holder on time and in the right position, Cox knows that he must snap it at 35 mph with exactly 3½ rotations and with no target deviation. (Even having to



## MORGAN COX

reach a little for the snap can push the timing well past 1.3 seconds.)

Because weather, humidity and altitude affect the spin of the ball, pre-snap Cox slightly adjusts the distance between himself and the holder to ensure 3.5 rotations. (This must be what Cox's former coach, John Harbaugh, meant when he said the long-snapper has "relentless attention to detail.") So it makes sense that Cox isn't a believer in the cliché that playoff football is a game of inches. "It's more like millimeters," he says, "a blade of grass, that's the difference in games a lot of times, that little amount of space."

**THE UPSIDE-DOWN WORLD:** George Malcom Stratton was an American psychologist who pioneered the study of perception in the early 20th century by outfitting subjects with special glasses that turned everything they saw upside down. Stratton found that after some initial disorientation, in time the subjects' brain and vision adjusted to everything being upside down and they were able to function normally while theoretically upside down. Essentially, that's what happens with NFL long-snappers: like astronauts, gymnasts and Shaun White, they've been inverted so long it becomes normal.

"I've never thought about it, to be honest with you," says Cox. "Like, why is my holder hanging off the side of the Earth? It's just one of those things you get used to over the years." The only thing Cox worries about is being inverted too long, which is why he always waits to get the cue from his holder before starting his snap sequence. "You don't want all the blood to rush to your head," he says. "If I go down too early and grab the ball, I can literally feel my head filling with blood. I've been down there for 20 or 30 seconds before and I'm still able to snap it, but it's not ideal. You're thinking more about: 'How long have I been upside down?' Rather than, 'This is where the ball needs to go.'"

**K BALLS:** As if long-snapping wasn't hard enough, teams use specially prepared "K balls" that are extremely slick and typically inflated to the max (13.5 PSI) for added distance. NFL rules allow teams 45 minutes before games to prepare kicking balls in order to smooth out the tacky bumps in the leather of the regular game balls that quarterbacks and other playmakers prefer because of the added grip. It's usually done by a member of the equipment staff using a wet towel and a brush with coarse horsehair bristles and then marking the ball with a "K." With a smoother surface the balls are better for kickers but considerably harder for long-snappers and holders to handle, especially in bad weather. (Just ask Tony Romo.)

"Talk about getting into the weeds on stuff," says Cox. "Quarterback balls typically have all these dimples that are much more raised and even pronounced. Kicker balls are almost the exact opposite. And there's a certain technique on how teams prep kicker balls. They'll basically grind down all of those dimples. You talk about an art form. There's guys that are really well known for being able to work a kicking ball in. But what it does, it doesn't exactly lend itself to throwing the ball."

**FOOTBALL FIDGIT SPINNERS:** Even during a busy game, Cox is likely to go 20 minutes or more between snaps. In the playoffs, that's a long time to be standing in the freezing cold thinking about how there are up to 100 million people watching as you put the team's fate in your hands. Think of it this way: While leading the Chiefs to a win in Super Bowl LIV, Patrick Mahomes threw two interceptions and no one batted an eye. But if the Chiefs' long-snapper had two wild snaps in the Super Bowl he'd be a meme right now.

In long-snapping, being able to handle that kind of pressure is almost as important as technique and training. That's why so many long-snappers become great at ball tricks. Cox can spin it like a

basketball on his finger, bounce it off the ground and back into his hand and he's been working on the Aaron Rodgers' classic arm flip and catch. "It's just about passing the time and doing something with my hands, rather than just sitting with my thoughts," says Cox. "The most you can stay out of your head the better. When I was in college, the snapper ahead of me told me that I could never be a long-snapper if I couldn't learn to spin the ball on my hand."

**OH YEAH, YOU ALSO HAVE TO TACKLE:** As if performing one of football's most specialized and thankless tasks weren't enough -- again, inverted and with zero room for error -- long-snappers are also expected to contribute downfield on punt coverage. The first punt Cox covered in college (at Tennessee) was a touchdown return by Cal's DeSean Jackson. "I didn't get within 10 yards of him," Cox admits. Over the course of his pro career, though, Cox has averaged about one tackle a year, which is downright respectable.

Cox is something of a legend among long-snappers for his 2012 posterization of Cleveland All-Pro kick returner Josh Cribbs, a picture-perfect, open-field tackle that appeared to knock the ball and Cribbs' helmet loose. There's just one tiny catch. "The way everything funneled, I just happened to be in the alley where he was running through," Cox says. "And, just like you practice in Pop Warner, I duck my shoulder and wrapped him up. I get up and I see that his helmet is knocked off, the ball's loose and we had jumped on it. And I'm like, 'Wow, but there's no way I did that.'" Indeed. Cox hit Cribbs low and didn't realize that at the exact same time his teammate, Ravens linebacker Dannell Ellerbe, delivered the hit up high that removed both the ball and the helmet from Cribbs' possession. "But in the newspaper the next day, the front page of the sports was me tackling Josh Cribbs and his helmet starting to fly off," says Cox. "Someday I'm going to show my grandkids that picture and be like,

## MORGAN COX

'Look what the old man used to do  
back in the day.'"

# # #

## MORGAN COX

### **NEW TITANS LONG SNAPPER MORGAN COX, A FOUR-TIME PRO BOWLER, EXCITED ABOUT RETURN TO TENNESSEE**

**BY JIM WYATT  
TENNESSEE TITANS  
MARCH 18, 2021**

NASHVILLE – Morgan Cox is coming back to Tennessee, to join the Titans.

Cox, who played 11 seasons as the long snapper for the Baltimore Ravens, on Thursday agreed to terms on a one-year deal with the Titans.

A Collierville native who played at Evangelical Christian School and the University of Tennessee, Cox is regarded as one of the best long snappers in the NFL.

"It was a huge attraction for me," Cox said of returning to the state. "Getting to play high school ball in Memphis and college ball in Knoxville, it just seems fitting for me to come here. I am really excited. My phone has been blowing up ever since the news hit. I have been invested in the Titans for many years now – I remember when they came to town and they were playing in the Liberty Bowl back in the day and I came to games when I was in high school.

"I love this organization. This was an easy "yes" for me. As soon as I learned that they were interested, I was ecstatic just on that. And to get the news that we had finalized it was beyond. ... I am joining a great team already, and I am excited to see how I can help improve it."

Cox is a four-time Pro Bowler, and when the league added long snapper to this year's All-Pro ballot, Cox became the first honoree.

Cox, 34, joined the Ravens in 2010 as an undrafted rookie from Tennessee. He was released by the team earlier this offseason.

Cox has played in 165 games in his NFL career. Cox was a walk-on at the University of Tennessee before earning a scholarship prior to the 2008 season. He was the starting long snapper for Tennessee for the 2007, 2008, and 2009 seasons and he earned Academic All-SEC honors from 2006–2009.

With the Titans, he'll snap to Titans punter Brett Kern on punts, but the team's kicker for 2021 remains unclear.

Cox and Kern talked on FaceTime after Cox agreed to the deal, and they've already made plans to work on their chemistry together. Cox made the drive from Memphis to Nashville on Thursday to sign his new deal.

"I am excited to work with Brett," Cox said. "I've worked with him at the Pro Bowl, and I have already planned it out in my mind and stuff. So, I am excited to get together and get to work ... and I am excited about being in Tennessee and where we could go. I think the sky is the limit."

###

## ZACH CUNNINGHAM

### AS ZACH CUNNINGHAM EMBARKS ON HIS TENNESSEE TITANS CAREER, WHAT HIS HIGH SCHOOL COACH WANTS YOU TO KNOW

**BY BEN ARTHUR**  
**THE TENNESSEAN**  
**DECEMBER 24, 2021**

Matt Glover remembers the play that sent Zach Cunningham's recruiting into the stratosphere.

It was Week 8 of the Tennessee Titans linebacker's senior year at Pinson Valley High School in Alabama. The other team ran the triple option out of the I-formation.

It tried to, at least.

Cunningham tackled the fullback, the quarterback and the pitch man. All on the same play.

Tennessee offered him at halftime of the game. Most of the SEC followed suit. Other Power 5 programs like Miami and Oregon hoped in the fray, too.

Cunningham had entered his senior year with just one offer, from UAB.

"He blew up," Glover, Cunningham's high school coach, recalled. "It was like overnight."

As Cunningham embarks on his career with the Titans, Glover spoke to The Tennessean about what he remembers about the NFL's 2020 tackles leader from his high school days.

Glover's responses have been shortened and edited for clarity:

The Tennessean: What first comes to your mind when you think about Zach Cunningham?

Glover: "Quiet. He was always quiet in high school. Never talked much. Just did his job.

"We ran a 3-4 (defense) and the linebacker beside him was the vocal

guy. ... He had to make all the calls because Zach just wouldn't talk."

The Tennessean: Was he a four-year varsity player for you?

Glover: "Yes. ... I use Zach all the time as an example to kids about (how) you never know as a freshman what a kid is gonna turn out to (be). ... If you told me Zach Cunningham would've been playing college football and then play in the NFL as a freshman (in high school), I would've called you a liar. He grew and got taller and just got a lot better.

"He was actually a running back when I got him as a freshman. He was tall and lanky, so we moved him to linebacker."

The Tennessean: Why would you have been shocked if someone told you he was going to end up in the NFL?

Glover: "I think he wanted to be a running back. And I think he really didn't want to be a linebacker, so I don't know if he really bought into the change in positions because he'd always been a running back.

"I think he played a little bit of running back as a freshman. And then when he got to his sophomore year, that's when we really moved him to linebacker. We started him at outside linebacker. He played outside linebacker his 10th grade year and then teams started running away from him, so we moved him to our inside linebacker (position) his junior year and senior year, that way he could go sideline to sideline."

The Tennessean: How would you describe what his game was like in his early days as a linebacker?

Glover: "Zach is very explosive. He's got a very good gift. He's long and he's a lot faster than you thought he was because he saw he was so long. ... He was just a football player. Sometimes, you put a football player in any position and they're gonna thrive in it. And that's kind of what Zach was.

"He was pretty much I think the star running back in junior high and then he got to ninth grade and he wasn't really that guy. Moved to a different position and he just thrived there. He probably could've played safety, tight end. Any place and he would have been just as good."

The Tennessean: Zach is leaner than your prototypical NFL inside linebacker. Has he always been that way?

Glover: "I remember his junior year, Coach (Nick) Saban coming in. We had a receiver that everybody was looking at. He was a top receiver in the nation type. I kept telling (Saban), 'I got a kid here. He's skinny, but he's got (six) brothers and sisters. He can't eat like he needs to, but I think he's going to be really, really good.' So he looked at him ... (his recruiter) was like, 'Coach, the only thing about Zach, we just don't know if he can put weight on his frame.' They didn't think he could put the weight on. I want to say when he graduated high school, he didn't weigh 165 pounds or 170 pounds.

"UAB offered him going into his senior year. ... He did not get another offer until Week 8 of his senior year. And then he absolutely blew up.

"We were playing a team that ran an I-formation triple option. Zach, on one play, tackled the fullback, quarterback and the pitch (man) for about a four-yard (loss). So he tackled all three of them. Once he did that, he blew up, man. It was like overnight.

"I think his final (schools) were Auburn, Oregon and Vanderbilt. At that time, Auburn was actually going through a coaching change. (Gene) Chizik just got fired and (Gus) Malzahn was coming in. They offered Zach, and I think Zach liked Auburn. ... Right there at the end, Coach Malzahn called and said they were holding the last linebacker scholarship for another kid. Zach's scholarship offer wasn't valid until that kid didn't come. And that's

## ZACH CUNNINGHAM

when he signed with Vanderbilt, which was a good decision.

"But he's always been skinny. Always."

The Tennessean: So Zach started blowing up after the massive tackle on the triple-option play?

Glover: "I remember Coach (Derrick) Ansley at halftime walking by. He looked at me. He said, 'Tell (Cunningham) he's got an offer (from Tennessee). I'll be back Monday.'

"I knew the kid could play. Everyone knew he could play. It was just, you look at him and he's a 6-3, 6-4, 165-pound MIKE linebacker. If you catch him between the lines, he was going to tackle you. He could run, was long, had great length. He had great power and explosion. He knew leverage real well. I think that's what makes him such a great tackler.

"I mean, every high school coach we played against (talked about him). They still talk about Zach being the best defensive football player they've ever coached against. ... He was just a tackling machine and people finally started noticing. Once they started noticing, it was crazy. It was just one after another after another after another. They just kept coming in and coming in.

"I remember being on the phone with a coach from Miami and they were flying up; I think it was the last day before the dead period to see Zach. I said, 'Coach, he's committed to Vandy. He's pretty solid.' He says, 'Coach, we're flying up anyway. We got to have him.' It was really crazy."

The Tennessean: Anything else?

Glover: "Going into his senior year, his cleats were messed up for practice one day. They tore up. We had a contract with Nike. So I asked him, 'Zach, what size shoe do you wear, son? I'm gonna send (the torn up shoes) in and get you a new pair

of shoes. He said, 'Coach, I wear 14.'

"I get his shoes. I call the Nike rep. I say, 'I need a pair of 14s.' I send (the old ones) in. So I look at them, put them in the box in the back. I looked and they were a size 12. So he played his whole junior year in a size 12 shoe when he wore size 14.

"He didn't complain. He never said anything. It's just the way he was. He just did his job."

###



# BUD DUPREE

## TENNESSEE TITANS' NFL FREE-AGENT SIGNINGS 2021: BUD DUPREE SHOULD HELP PASS RUSH

**BY TURRON DAVENPORT**  
**ESPN.COM**

**MARCH 15, 2021**

NFL free agency is off and running, and we're keeping track of every major signing, trade and release of the 2021 offseason, with analysis from our NFL Nation reporters and grades from our experts. The new league year begins March 17 at 4 p.m. ET, which means free-agent signings can be made official after that. The first round of the 2021 NFL draft begins April 29 on ESPN.

The Titans have multiple roster needs that have to be addressed. Finding an impact pass-rusher tops the Titans' defensive needs list. Adding a game-changing defensive end/outside linebacker will likely take up most of their cap space that Tennessee has to work with.

The Titans could also use some help at the cornerback position, specifically at nickel. Wide receiver and tight end are the biggest needs for the Titans' offense. They'll need to find a kicker as well. Filling out the roster with limited cap space and 20 players that are set to become free agents won't be an easy task.

Here's a breakdown of every 2021 NFL free-agent signing by the Tennessee Titans, and how each will impact the upcoming season:

The Titans hope Bud Dupree can bolster their pass rush. Photo by Mark Alberti/Icon Sportswire

**Bud Dupree, linebacker**

The Titans have agreed to a deal with linebacker Bud Dupree, the former Steeler told ESPN's Jeremy Fowler on Monday. The deal will pay Dupree more than \$16 million per year.

What it means: The Titans get much-needed pass-rush help by signing Dupree who had eight sacks

in 11 games last season. Dupree had 11.5 sacks in 2019. The 6-foot-4, 269-pound outside linebacker complement's Harold Landry who is more of a speed rusher coming from the opposite side. Dupree's 24 tackles for loss over the last two seasons show he's capable of making plays behind the line of scrimmage which should help set up more third-and-long situations to allow the pass rush to go after the quarterback. The Titans allowed opposing offenses to convert on 51.8% of their third-down opportunities. That should change this season.

What's the risk: Dupree is coming off a torn ACL that occurred in Week 12 against the Baltimore Ravens. He told Fowler in early March he plans to be a full participant in an NFL training camp based on positive feedback from his doctors. The injury is a reason to be concerned, especially for a player that relies on his explosiveness to get a jump on the snap and rush the passer. The other thing to consider is whether or not Dupree will be successful without T.J. Watt on the opposite side. Dupree only posted 4.5 sacks in 2016 before Watt arrived.

Veteran Denico Autry has 30.5 sacks and 202 tackles in 96 games over seven seasons. Jeffrey Brown/Icon Sportswire

**Denico Autry, defensive lineman**

Autry agreed to a three-year deal with the Titans.

What it means: The Titans needed to add to their pass rush after struggling to sack the quarterback last season (19 sacks, ranked 30th). Titans GM Jon Robinson found a disruptive interior defender in Autry, who had 7.5 sacks last season with the Colts as a complement to DeForrest Buckner (9.5 sacks). Tennessee hopes to create a similarly disruptive tandem with Autry and third-year defensive lineman Jeffery Simmons. Autry created an additional five sacks last season and was double-teamed on 57.8% of his interior pass rushes.

Now that the Titans have the interior rush solidified, they can turn their attention to an impact defender who can rush the passer off the edge.

What's the risk: There really aren't any risks. At 30 years old, Autry had his second-best season last year with the Colts and that was next to Buckner. The Titans are banking on Autry's ability to be successful without Buckner as his running mate. It's not out of the question as Autry led the Colts with nine sacks in 2018. He finished with 3.5 sacks the year before Buckner arrived in Indianapolis. Autry will be 33 years old by the time his contract with the Titans expires.

**Kendall Lamm, offensive tackle**

What it means: Lamm gives the Titans a reserve tackle that can back up starters Taylor Lewan and Dennis Kelly. Tennessee will likely lose veteran tackle Ty Sambrailo to free agency so signing Lamm who is a year younger is a good move. Lamm comes to the Titans from the Browns who employ a similar zone-blocking scheme. Just for good measure, Lamm caught a one-yard pass for a touchdown for the Browns in their Week 13 win over the Titans last season. Under Mike Vrabel, the Titans have used numerous tackle-eligible plays that have resulted in offensive linemen catching touchdowns. Lamm could follow in the lines of Kelly and reserve tackle David Quessenberry.

What's the risk: There really aren't any risks to this deal. At 28-years-old, Lamm is a veteran tackle that can fill in if called upon. His \$8.5 million salary over two years is a bargain for a reserve offensive lineman.

###

## BUD DUPREE

### **EDGE RUSHER BUD DUPREE ALL SMILES AFTER FIRST PRACTICE WITH TITANS**

**BY JIM WYATT**  
**TENNESSEE TITANS**  
**AUGUST 6, 2021**

NASHVILLE – In the grand scheme of things, it was just one practice.

But for Titans edge rusher Bud Dupree, it was a start.

"Everybody said: Welcome back," Dupree said after his first practice with the Titans on Friday. "(My teammates are) excited, just like I am excited. I haven't played football since December, so it is exciting for me just to be able to do the things I am doing right now. It is fun. I love this game, and I am excited to be on the Titans."

Dupree, signed back in March, practiced for the first time – on the team's eighth practice of training camp – after being taken off the team's Physically Unable to Perform list earlier in the day.

Decked out in No.48, with red socks, red gloves, and a red sleeve on his right arm, Dupree went through individual drills, and he worked in other periods as well. Dupree said coaches and trainers are deciding on how much he does as he works his way back from the torn ACL he suffered last season while with the Steelers.

It was a different look for Dupree, who wore black and gold with the Steelers since being drafted in the first round of the 2015 NFL Draft.

"It's different, but it's fun," said Dupree, who started 66 games and he posted 39.5 sacks, 231 tackles, 54 tackles for loss, an interception return for a touchdown and 65 quarterback hits in six seasons in Pittsburgh. "Change of color doesn't mean anything. You just have to go out there and embrace your new atmosphere, embrace your new team and put everything else behind you."

Dupree, 28, recorded eight sacks in 11 games in 2020 before suffering the season-ending knee injury and he also posted 31 tackles, 8 tackles for loss and 15 quarterback hits.

Dupree posted a career-high 11.5 sacks in 2019 with 17 quarterback hits and 16 tackles for loss. Dupree's 19.5 sacks over the past two seasons rank eighth and his six strip sacks rank fourth in the NFL since 2019.

During the offseason, Dupree rehabbed in both Arizona and Atlanta, and also in Nashville. The Titans placed him on PUP at the start of camp, and he's spent the past 10 days working inside and outside at Saint Thomas Sports Park with trainers, while attending meetings.

As Dupree edges closer to being 100 percent, he knows the biggest question centering him now is: Will he be ready for Week 1?

"God willing, I am," Dupree said with a smile. "I am working hard to be able to be in a position to play whenever they need me to play. If they want me to play Week 1, if they want me to play Week 2, if they want me to play Week 3, 4, or 5, it doesn't matter. But I know mentally and physically I am going to be ready."

"So I am just going to put everything on them to allow me to know when I'll be suiting up."

###

## CALEB FARLEY

### **FROM TEARS TO A SMILE: HOW CB CALEB FARLEY KEPT THE FAITH, AND PUT HIMSELF IN A GOOD SPOT WITH THE TITANS**

**BY JIM WYATT**  
**TENNESSEETITANS.COM**  
**JULY 28, 2022**

NASHVILLE — Caleb Farley remembers the night he had to start all over again.

The Titans cornerback remembers it too well, in fact.

It came during the second quarter of the team's October 18 against the Bills last season. Farley had recorded a pair of tackles before suffering a torn ACL, which began his rehab process all over again.

"It was dramatic for me," Farley said after Thursday's practice. "I was teary-eyed, I was crying. It was just a huge emotional blow. It was something unexpected. I didn't understand things. I knew the process that was to come. I knew where I was. It's something that really tried to keep me down and defeat me mentally.

"But that's not what I chose to agree with. I just chose to work to get back."

Fast-forward to today.

Nine months later, Farley is back on the practice field for training camp.

His knee brace is gone, and his spirits are up as he attempts to win a starting job with the Titans in 2022.

But right now, Farley said his focus is on getting better, and giving himself a chance.

"Just coming back out here (is a blessing)," Farley said. "Learning how to walk again can mess with you mentally, so just being able to run around and catch footballs and play football is rewarding.

"Definitely my faith (helped). I am a big faith guy, a spiritual guy. Without God, without my savior Jesus Christ, I wouldn't be here talking to you guys. I wouldn't still be trying to chase my dreams."

Selected 22nd overall in the 2021 NFL Draft out of Virginia Tech, Farley played in just three games in 2021 before suffering the season-ending knee injury. He was credited with two tackles and a pass defended against Jacksonville before starting against Buffalo the following week.

Then came the injury on October 18 against the Bills. Farley also tore his ACL in college, when he dealt with back issues as well.

Titans head coach Mike Vrabel and General Manager Jon Robinson have both praised Farley this offseason, saying he's made great strides during his rehabilitation and on the field since being placed on Injured Reserve last year.

In fact, Vrabel said earlier this week Farley recorded a pair of interception after reporting to training camp at the end of last week with some of the team's players recovering from injuries.

Farley knows his work must continue in the coming days, weeks and months. He said he ditched the "clunky" and "heavy" brace he'd been wearing a while back, a sign of his progress.

"Physically, mentally, emotionally — every aspect in my life I have improved," Farley said. "It just takes time to kind of slow the game down for you, and it doesn't ever stop truly. You have to continue to improve.

"It has been a journey, and hopefully it pays off and I get to the season healthy. I feel great, and I am confident. I just want to consider stacking the days. The job is never finished."

###

# CALEB FARLEY

## **AFTER LOSING HIS MOM TO CANCER, TITANS' CALEB FARLEY LEANED ON FAITH TO HELP REALIZE HIS NFL DREAM**

**BY TURRON DAVENPORT**  
**ESPN.COM**  
**MAY 14, 2021**

NASHVILLE, Tenn. -- Robert Farley was sitting at a card table playing spades when his phone rang. His son Caleb was on the other end and burst into tears as he began to explain that he just tore the ACL in his knee.

Caleb was then a freshman wide receiver at Virginia Tech and thought his playing career was in jeopardy.

"OK, it's all right," Robert said, recalling that 2017 conversation. "No, baby, the advancement with medicine and everything they have going now, they'll have you back in no time. You still have your career ahead of you."

Robert was right. Caleb, who developed into a top cornerback prospect, was taken by the Tennessee Titans at No. 22 in the 2021 NFL draft.

The knee injury turned out to be a blessing in disguise. Not playing afforded Caleb opportunities to travel back to Maiden, North Carolina, to spend time with his mother, Robin. She was being treated for a second bout with cancer. She was first diagnosed with breast cancer when Caleb was in junior high, but it went into remission after two years of treatment.

But the cancer returned and this time it was too much -- Robin died when she was just 53 years old. But what Caleb learned from his mother's struggles with cancer ultimately strengthened his faith and prepared him to deal with his own health challenges that laid ahead before he could realize his NFL dream.

Titans rookie Caleb Farley joined the NFL draft broadcast from his father's home in North Carolina. AP Photo/Tony Dejak

According to Robert, his wife never asked why God allowed her, a faithful person, to get sick. Despite the bad days that came from chemotherapy treatments, Robin made sure it wasn't obvious how much she was struggling.

Robin's strength and steadfastness to her faith while enduring such a trying fight left an impression on Caleb, underscoring the importance of having a close relationship with God.

"I can say that was the start of me maturing in my faith," Caleb said. "I've always been built up in the scriptures and known what you should and shouldn't do. It wasn't as intimate or as pure of a relationship as it could have been.

"When I saw my mother go through that and believe that she could be healed and then I saw it come back and kill her, it hurt my faith in the beginning. But I believe you have to serve the Lord when it's good and bad. I made the decision that I was going to trust God. I would be lost without him."

Working through the loss of his mother was a test, but Caleb knew his mother would want him to press onward toward his goal of being a professional football player -- something he wanted to do since he was little.

Like many young kids, Caleb was told his NFL goals weren't realistic. But his mother was always the one telling him he could do whatever he put his mind to doing.

"My mother had a crazy belief in me and things that I could do," Caleb said

Robert added: "It was all about his little will. He was so determined at such a young age."

Caleb was a star quarterback at Maiden High School, passing for

1,776 yards and 21 touchdowns and rushing for 2,574 yards and 37 touchdowns as a senior. But after enrolling at Virginia Tech, he became a wide receiver. Then came the knee injury that ended his freshman season.

That will Robert noticed in Caleb at an early age was put to the test when he changed positions again, this time converting to cornerback before the 2018 season.

But Caleb quickly found success. He notched two interceptions and a sack against Florida State in his first start at corner. Then in 2019, Caleb established himself as one of the best cornerbacks in the country when he posted four interceptions, one of which he returned for a touchdown, along with 12 passes defended.

Then adversity struck again.

Caleb Farley had four interceptions and 12 passes defended during 2019 -- his last college season. AP Photo/Lynne Sladky

Caleb suffered a herniated L5 disk and bulged S1 joint while doing a deadlift exercise. The injury caused him to miss the final two games of the 2019 season. He had a discectomy performed on the L5 in February 2020 and was advised to let the bulged S1 heal on its own.

Next came another curveball: The COVID-19 pandemic, which complicated things even more because of the uncertainty surrounding the college football season. Caleb understood how much another year of experience would bolster his draft stock.

Robert thought another season would solidify Caleb as the best corner in the 2021 draft class.

"I knew that if he came out of college playing another year, he was going to grow by leaps and bounds," Robert said. "I knew if he played another year, it would be without question that he was something special, something you don't see often."

# CALEB FARLEY

###

But Caleb's mind was on his family. Having lost his mother already, he was not about to put his father at risk by exposing him to COVID. He wasn't comfortable with how procedures were being followed at Virginia Tech. In July, he made a decision to opt out of the 2020 season.

Here is former Virginia Tech CB Caleb Farley's announcement that he is opting out of the college football season to train and turn pro, sent to ESPN: [pic.twitter.com/5j4FmQvGKy](https://pic.twitter.com/5j4FmQvGKy)

— Adam Scheffer (@AdamScheffer) July 29, 2020

"My faith taught me to be smart and cautious," Caleb said. "I had to identify and target what was disturbing my peace. With everything going on with my living arrangements, I couldn't see me playing being the best decision. I had to be cautious and protect my father."

Robert wanted Caleb to play, but understood his reasoning. He didn't want Caleb to carry that weight on his shoulders, so he supported the decision.

Caleb was still widely projected to be top-10 draft pick, but adversity found its way back into the picture.

The bulged S1 was still causing Caleb discomfort when training for his pro day. He elected to have a microdiscectomy in March, which kept him from being able to perform at his pro day, where he could have showcased his speed and athleticism for NFL personnel executives and scouts.

Suddenly a player who was a likely top-10 pick was projected to go in the latter half of the first round. But Caleb remained positive and maintained his faith that everything would work out. This was what all of the other obstacles he faced prepared him for.

"For him to have endured that and went through that adversity, there

could not have been any bigger adversity that he could have faced," Robert said. "He faced that and moved past it. The rest of it is just small matters."

But there was one more twist in store for Caleb: The NFL invited him to Cleveland for the draft, but he was unable to attend when he tested positive for COVID.

[pic.twitter.com/TCLWNde6lx](https://pic.twitter.com/TCLWNde6lx)

— Caleb 🏰 (@IamCalebFarley) April 28, 2021

Instead of traveling to Cleveland to celebrate, the Farleys spent the day at Robert's home. Caleb tested negative the morning of the draft, but the family celebrated in separate rooms to be safe. Caleb was in his father's living room by himself while everyone else was in the garage.

Caleb says he views what happened to him over the past year as a chance to prove his faith and not take anything for granted.

"This whole situation has been eye-opening," Caleb said. "I've gotten closer to my family and to God. I am just thankful to wake up every day and breathe air and still have football and carry out my dreams."

He remains confident he will be ready to play when the Titans report for training camp and says he's felt great since the day he had the surgery in March. Caleb laughed as he reflected on how he woke up from surgery and walked out a day later to jump on a flight from Los Angeles to Virginia to attend the Hokies' pro day.

Caleb knows that in due time he will fulfill his dream of being an NFL player with his mother proudly looking down from above. He is dedicating this season to his mother.

Added Caleb, "If she were here, I would be talking trash to her about what I'm about to do to everybody and she'd be telling me, 'Yeah, baby, that's what you're going to do.'"



**FARLEY HONORS  
GRANDMOTHER WITH  
EXTRAVAGANT GIFT**

***BY DAVID BOCLAIR  
SI.COM  
JULY 10, 2021***

Caleb Farley brought his grandmother to tears Saturday.

The Tennessee Titans' first-round pick in the 2021 NFL Draft made what he said was one of his "childhood dreams" come true when he presented her with a car. Farley surprised her with the SUV that was parked in front of her house with a bow on top and a sign in front that read "Love You Granny Coco." Another sign said "Faith" and included a cross.

"Keep checking off these childhood dreams," Farley wrote on Instagram, where he posted a photo and a video of the moment. "My (grandma) kept me covered in prayer since a baby! Love my family, she about made me cry."

Tears did fill his grandmother's eyes as she hugged Farley and offered praise to God. Farley was dressed in a Titans T-shirt and cap.

The 22nd overall selection in this year's draft, Farley signed a four-year, \$13.495 million contract in May. The deal, which is fully guaranteed, included a signing bonus of just less than \$7.2 million.

The cornerback out of Virginia Tech has not played football since 2019. He opted out of the 2020 college football season to prepare for the draft and underwent two back surgeries in less than a year, which created questions about whether he will be ready for the start of training camp and/or the regular season and caused him to drop down the draft board.

He did not participate in practices during last month's organized team activities (OTAs) and mandatory minicamp but has maintained his belief that he will be a contributor this season.

## CALEB FARLEY

"For me, I leaned on my faith, which was extremely helpful to me," Farley said on draft day. "I trust in God. I trust in Jesus Christ. Lord willing, I knew I was going to be playing football this year."

###

## KRISTIAN FULTON

### **TITANS CORNERBACK KRISTIAN FULTON FULFILLS NFL DREAM JUST 2 WEEKS AFTER GRANDFATHER DIES DUE TO COVID-19**

***BY ERIK BACHARACH  
THE TENNESSEAN  
APRIL 25, 2020***

Kristian Fulton was surrounded by family at his New Orleans home Friday night when he finally heard his name called in the 2020 NFL Draft.

One of his biggest fans, though, was missing as the Titans selected the former LSU cornerback in the second round.

Louis Fulton Jr., Fulton's grandfather, died two weeks ago because of COVID-19. So while Fulton saw his NFL dreams come to fruition Friday, it wasn't easy.

"Definitely was (difficult)," Fulton said on a conference call with reporters after being drafted. "There's a lot going on right now, just dealing with everything that's going on.

"It's crazy. I had just talked to him a few days before and he was telling me how he was still watching some of my old games that was coming on TV, and he was always watching and was always excited just to see me succeed. It definitely was tough for me."

Fulton, a 6-foot, 197-pounder, gives the Titans secondary a much-needed jolt. Known for his penchant for disrupting passes, the sticky cornerback was a second-team All-SEC performer in 2019. He had a red flag on his resume — Fulton was suspended for the 2017 season after tampering with an NCAA drug test — but a thorough vetting process left the Titans with no doubt that he had matured from the experience and was a high-character prospect.

Titans general manager Jon Robinson said he felt fortunate that Fulton was still available when the

Titans were on the clock with the 61st overall pick.

When the Titans finally swiped him off the draft board, Fulton said he felt his grandfather's support.

"I know he was looking tonight and he's going to be with me along the way," Fulton said. "Me and my family, we're getting through, it's tough getting through it."

###

## FOOTBALL FASHION AND FOOTWEAR HOW TITANS KRISTIAN FULTON BUILT A BRAND IN NASHVILLE

**BY TURRON DAVENPORT**  
**ESPN**

**JULY 16, 2021**

NASHVILLE, Tenn. -- Although Tennessee Titans defensive back Kristian Fulton is entering his second season in the NFL, he is facing a different kind of rookie season this year. Kristian, 22, and his older brother Keith, 25, recently opened an urban wear boutique in Nashville called The Trenches.

"We came up with ideas and our goals, so when we had the opportunity we could make something happen. Once I knew I was going to the NFL and got the chance to make some money, that's really when it started to come about," Kristian said.

Kristian was drafted in the second round of the 2020 NFL draft (61st overall) and signed his four-year, \$5.3 million rookie contract soon after. He played sporadically as a rookie, but finished with an interception and a sack. His season was limited due to a knee injury and being placed in COVID-19 protocol. He figures to be a key part of the secondary this season at right corner and as the nickel corner.

Kristian was destined to play in the NFL from his days at Archbishop Rummel High School in Metairie, Louisiana, where he was named New Orleans Defensive Player of the Year as a junior. The Fulton brothers played on the same high school team and shared dreams of playing in the pros.

"I expected to play football when I was younger. We played on the same high school team and won two championships. I played running back in college at four schools, chasing the dream of getting to that next level," Keith said.

Keith started with a scholarship to Mississippi College. He transferred

## KRISTIAN FULTON

to Southeastern Louisiana, then to Grossmont College before finishing his final two years at LSU.

While at LSU, as it became clear his NFL dreams wouldn't be realized, Keith made the decision to shift his focus to the management side of sports. He also developed a love for art, which would eventually grow into an idea for the layout of the boutique. Keith was intrigued by the prices he saw collectors paying for art. Being from New Orleans, a place where artists abound, made his interest even stronger.

Now that interest is on display, by way of the featured artists whose works rotate on a monthly basis inside the boutique. The decision to showcase artists offered the opportunity to become an investor while helping those who might otherwise not have a chance to sell their paintings.

"I see a lot of galleries here in Nashville, but not everyone is able to get into them. I thought it would be cool to showcase local artists and Black artists around the country. It was cool to give them a shot to sell their product," Keith said.

The Trenches features a unique blend of fashion, footwear and art.

"It all comes together. Clothes, music, art, it's layered," Keith added. "We tied it all together into one."

"There were a lot of [local brands] that we thought could do it big if they had the opportunity. Now, we want to give them a chance," says Kristian Fulton. Felice Brightman II

Their mother, Michelle Fulton, had similar business aspirations and is happy to see her sons make it a reality.

"I tell them how proud I am of them, because back when I was in college, my dream was to own my own business. A dream of mine has become a dream come true for them and it makes my heart full."

None of the clothing brands in The Trenches are mainstream names. Instead, the boutique features rising designers from New Orleans and other cities across the country.

"Everybody falls into the trend of high-end luxury brands. Growing up, we couldn't afford that, so we supported the local brands. There were a lot of them that we thought could do it big if they had the opportunity. Now, we want to give them a chance," Kristian noted.

There are typically four or five different brands featured in the store on a rolling basis. Kristian mentioned the "Fulton County" clothing line as one of his favorites.

"That's a smooth design to come up with. Fulton County, that's like a jail. That's how I'm going to lock everybody up," Kristian said, referring to his coverage skills on the football field.

The sneakers make up another part of the boutique's unique formula; the Fulton brothers didn't always have access to the latest and greatest sneaker releases. Keith recalled a time when he wanted to get the LeBron James Galaxy 9 sneakers, but couldn't get his hands on them.

"That's really the main thing. Giving other people the opportunity to have the chance to get some kicks they might not be able to get at the main stores," Kristian said.

According to Keith, it's really difficult to get a hold of new sneaker releases because of hoarders who buy up the supply. But the connections that he has developed and the doors that have opened because Kristian is an NFL player help the brothers get access to rare sneakers, like Nike's Kobe Mambas, various Jordans and more.

When it comes to the Fulton brothers' passion for shoes, the apple didn't fall too far from the tree.

"I am a shoe fanatic," Michelle said, "I start with the shoes and then I'll find the clothes to match. In their late-high-school to early college

## KRISTIAN FULTON

days, I began to notice their style take shape. It started with lots of different style tennis shoes. I'd tell them they reminded me of myself. I'd say to them, 'You are definitely my child,' because when they pack for a trip they have a separate suitcase for their shoes."

The Trenches isn't just a boutique for the Fulton brothers. It's a way to connect to the community.

As Kristian's business manager, Keith traveled to Nashville right after Kristian was selected in the draft, so he could network.

"I was thinking of different ways where he [Kristian] could introduce himself to the community in Nashville as a businessman, not just an athlete. I thought about the idea as a way that we can give back to the community," Keith said. "There's a lot of intimate but also family-oriented spots in New Orleans that we would go hang out at. There weren't too many places that had those spots that we are used to. We wanted to bring that here."

They've been able to bring the New Orleans vibe to Nashville through free seafood boils and other events that were hosted at the boutique, which is located on historic Buchanan Street in North Nashville.

The location is not a coincidence. They initially looked at storefronts downtown near the Broadway strip, only to find that they were too expensive. That's when Keith turned his attention to Buchanan Street.

"It's been a very popular area in the Black community in Nashville. We learned that quickly when we got here with the Black-owned businesses they have. We felt like it was the perfect location for us to keep it in the trenches, close to the community," Keith said.

The Fulton brothers' passions for fashion and art come through in the store's selection and layout. Felice Brightman II

The storefront sits directly on Buchanan Street next to a thriving

Black-owned kitchen and lounge, and across the street from a flourishing Black-owned pizza shop. Naming the boutique "The Trenches" goes perfectly with the culture they came from.

"We feel like everybody is either actually from the trenches or they want to be from the trenches. It's a popular thing in our generation coming up. That's how we gravitated to the name. It's relatable," Kristian said.

For Kristian, a big part of being relatable is actually being present in the store. He wants his customers to have access to him to talk about fashion, football, footwear or anything else that will help provide a unique shopping experience.

Opening The Trenches wasn't easy, especially during the coronavirus pandemic. Despite being a sports management major at LSU, Keith didn't have any business experience. He had to rely on his research and some help from mentors.

They opened the boutique on Saturday, March 20 of this year only to close the following Wednesday because they sold all of their products. Now the shelves are always stocked and the boutique is prospering.

"Our saying is, 'The real always prevail.' There was a lot that we went through and there's a lot that people go through, too," Keith explained. "I feel like everybody -- well, most people -- can feel our story, where we came from and what we are trying to do. For us to make it out, we want to inspire everybody."

###

## KRISTIAN FULTON

### TENNESSEE TITANS' KRISTIAN FULTON IS CHANGING HIS DIET AND DOING PILATES — ALL TO GAIN A COMPETITIVE EDGE

**BY BEN ARTHUR**  
**THE TENNESSEAN**  
**MAY 12, 2022**

Tennessee Titans cornerback Kristian Fulton said he has changed his diet this offseason.

The former second-round pick has talked to several standout defensive backs across the NFL — fellow LSU alums and All-Pros Patrick Peterson, Tyrann Mathieu and Tre'Davious White among them — and his college position coach, Corey Raymond, for tips on getting through a 17-game season.

He has also taken up Pilates.

After an injury-riddled rookie season, Fulton became a productive starter, with 40 tackles, 14 passes defended and two interceptions in 2021. But he missed four games last season due to injury after being limited to six games in 2020.

“Can’t eat ribs,” Fulton said last week of his diet. “Basically, pork, I’m trying to cut that out. Having meal prep. Having someone make my meals for me instead of just going to buy food every day of the week. Stuff like that. I’m still learning on it. (I) just got a nutritionist, so I’ll talk with him.”

Fulton added that he hopes that Titans coaches trust him to shadow top receivers more in 2022.

With Jackrabbit Jenkins no longer on the roster, Fulton will enter next season as Tennessee’s No. 1 cornerback.

“Playing smarter, playing faster, being more physical,” Fulton said of what’s next for him in Year 3. “I want to be around the ball more all year, however I can do that.”

Fulton also shared his thoughts on Roger McCreary, whom the Titans selected 35th overall in last month’s draft. The former Auburn star adds competitive depth to a cornerback room that features three other players selected in the first three rounds since 2020: Fulton, Caleb Farley and Elijah Molden.

“I like his skillset,” Fulton said of McCreary. “I like the way he plays the game. I feel like he’s got good feet at the line. He’s patient, makes a lot of plays on the ball. I’m excited to see what he can do for our secondary to make us better.”

###



**TITANS SELECT  
MICHIGAN RB HASSAN  
HASKINS IN THE FOURTH  
ROUND (PICK 131) OF  
SATURDAY'S NFL DRAFT**

***BY JIM WYATT  
TENNESSEETITANS.COM  
APRIL 30, 2022***

NASHVILLE – The Titans selected Michigan running back Hassan Haskins in the fourth round of Saturday's NFL Draft.

Haskins was taken with the 131st overall pick.

"I just feel like I am a powerful back, but I have everything in the tool bag," Haskins said. "I run angry. I am just a powerful, aggressive runner."

In 2021, Haskins ran for 1,327 yards and 20 touchdowns for the Wolverines. He racked up a career-best 169 rushing yards on 28 carries and tied a Michigan record with five rushing TDs against Ohio State (Nov.27).

During his career at Michigan, Haskins (6-1, 220) appeared in 37 career and carried the ball 452 times for 2,324 yards and scored 30 rushing touchdowns. He only had only 26 negative rushing yards his entire career. He also had 10 career 100-yard rushing games and did not fumble in 452 rushing attempts.

Haskins became the 24th running back in school history to surpass 2,000 rushing yards. He also caught 24 passes for 171 yards in his career.

He led all running backs at the NFL Combine with 27 bench press reps.

Haskins said he's looking forward to working with Titans running back Derrick Henry.

"It is a blessing," Haskins said. "He is one of the best. I am going to learn, and get better with him. I feel like it's going to be a good combination."

## DERRICK HENRY

### **HENRY JOINS MLS OWNERSHIP GROUP**

**BY DAVID BOCLAIR  
SI.COM  
APRIL 26, 2022**

NASHVILLE – Derrick Henry is ready to tackle another form of football – from a completely different perspective.

The Tennessee Titans running back was one of three high-profile individuals who became minority owners in Nashville SC, that team announced Tuesday. Nashville SC is a Major League Soccer franchise that began play in 2020.

Henry joined actor/producer Reese Witherspoon and technology investor Jim Toth as part of the ownership group. According to the team, the two-time rushing champion is the fourth NFL player involved in ownership of an MLS franchise.

“As a kid growing up in Florida, I imagined being a professional sports owner and the opportunity to do that with a Major League Soccer club is truly a dream come true,” Henry said via a release from the team. “My investment in Nashville SC is way more than financial, it’s truly an investment in the city of Nashville. The chance to be part of a club like Nashville SC, especially after seeing what they are accomplishing in the community, was an opportunity I did not want to miss.”

In its first two seasons, Nashville SC shared Nissan Stadium with the Titans while construction of its own soccer-specific venue was built. That facility, Geodis Park, opens Sunday when Nashville SC hosts the Philadelphia Union. All 30,000 seats for that game have been sold.

Nashville played its first eight matches of the current season on the road and went 3-3-2, good for eighth place in the Western Conference. Philadelphia (5-1-2) is currently in first place in the Eastern Conference.

“We meant it when we said we were doing this in Nashville, with Nashville and for Nashville,” principal owner John Ingram said. “Having Derrick, Reese and Jim join our group signals our commitment to being a club that is going to do things at the highest level and with the best Nashville has to offer.”

###

**TITANS RB DERRICK  
HENRY APPLAUDS PREP  
STAR KAYLEB WAGNER,  
WHO BROKE HIS SINGLE-  
GAME RUSHING RECORD**

***BY JIM WYATT  
TENNESSEE TITANS  
SEPTEMBER 23, 2021***

NASHVILLE — Back in high school, Titans running back Derrick Henry once rushed for 502 yards in a single game, setting a record many probably thought would never be broken.

This past Friday night, however, Baker High School (Fla.) junior running back Kayleb Wagner broke Henry's single-game rushing record by totaling 535 yards and six touchdowns.

In the process, he earned props from Henry.

"I think it is incredible," Henry said on Thursday. "I thought it was really cool. I got to talk to him a little bit on Instagram and hopefully he breaks some more. That was really cool, definitely an inspiration to me and I am sure he is an inspiration to his team and everybody over there in that community. It was definitely cool to see and hopefully I can do something for him these upcoming weeks. I love to see it."

Making Wagner's record-breaking performance even more impressive is the fact he was born without a left hand.

On Thursday, Henry said he gave Wagner words of encouragement.

"I just told him to keep going, keep working hard, keep God first, break some more records," Henry said. "I have been trying to talk to him to see what I can do for him. It is a cool situation. He was outrunning guys, guys weren't touching him, it was really cool. Records are meant to be broken and I hope he breaks some more."

Henry, who played at Yulee High just outside of Jacksonville, broke

## DERRICK HENRY

the 51-year-old national high school rushing record with 12,124 yards after compiling 4,261 rushing yards as a senior.

Henry a Heisman Trophy winner at Alabama who has led the NFL in rushing the past two seasons, said he wasn't shocked his single-game record was broken.

"Florida boys are different," Henry said with a smile, "so I knew somebody would come around and break it eventually."

###

# DERRICK HENRY

**DERRICK HENRY  
REWARDS TITANS'  
OFFENSIVE LINEMEN  
FOR 2,000-YARD SEASON  
WITH SPECIAL GIFT**

every day. I wouldn't want nobody else blocking for me but the guys up front. I couldn't do it without them."

# # #

***BY TURRON DAVENPORT  
ESPN.COM  
MARCH 16, 2021***

NASHVILLE, Tenn. -- Tennessee Titans running back Derrick Henry last season became the eighth player in NFL history to reach the 2,000-yard mark, finishing with 2,027 yards -- the fifth-highest total.

While Henry's feat has been recognized -- winning the 2021 Offensive Player of the Year award -- the fifth-year running back won't hesitate to give credit to his offensive line. That's why King Henry gave each offensive lineman a gold rope chain with a medallion that includes a crown at the top along with "2K" in diamonds.

The medallion also has each player's name engraved on the back with Henry's rushing total.

The jewelry is the latest in a line of gestures Henry has made to show his appreciation for the guys up front. Henry gifted each of his offensive linemen a Rolex of their choice after they helped him clinch the NFL's rushing title in 2019.

Then, Henry made sure they were taken care of at Christmas when he had arcade-style Pac-Man games sent to each lineman. In Henry's mind, it's only right to take care of his linemen because they take care of him.

"Like we always say, block longer than the guy with the ball, and those guys did a great job. I just had to go out there and do my job and those guys are physical," Henry said of the offensive linemen after rushing for 250 yards in the regular-season finale against the Houston Texans.

"Those guys are tight. They stick together. They help one another. They communicate. They work hard. They want to be great each and

# DERRICK HENRY

## DERRICK HENRY BECOMES TITANS SECOND 2,000-YARD RUSHER

### THE TITANS RUNNING BACK BECOMES THE EIGHTH PLAYER IN NFL HISTORY TO REACH THE MILESTONE.

**BY MICHAEL HOGAN**  
**SPORTS ILLUSTRATED**  
**JANUARY 3, 2021**

A few weeks ago, a 2,000-yard season was just a possibility for Derrick Henry. In fact, he was a little behind pace.

But for the Tennessee Titans running back, nothing should come as a surprise. Certainly not another massive performance against a team he has dominated in recent seasons, the Houston Texans.

To become the eighth player in league history to reach 2,000 rushing yards in a single season Sunday, Henry needed 223 yards. And he got every last one of them and then some.

Henry entered one of the most exclusive clubs in football and all of sports, the 2,000-yard club, with a six-yard run on his 28th carry of the contest. It came with 7:46 to play.

Henry finished with 250 yards on 34 carries (both career-highs) as the Titans outlasted the Texans 41-38 to finish first in the AFC South for the first time since 2008. His final total of 2,027 yards is the fifth-highest single-season total in NFL history.

"I am very thankful for those guys [on the offensive line]," Henry said. "I told those guys in the locker room, every single one of them, how thankful I was for them. I wouldn't want anybody else blocking for me. I couldn't do it without them."

Henry makes the Titans the first NFL franchise to have two 2,000-yard rushers. Chris Johnson earned his 'CJ2K' nickname when he rushed for 2,006 yards in 2009.

Johnson gave his reaction on Twitter, saying "2 2k's!!!!"

The 2015 Heisman Trophy winner at Alabama becomes the first running back to reach the milestone since Adrian Peterson did it with the Minnesota Vikings in 2012.

"I keep saying it's a really cool moment, a really cool thing," right tackle Dennis Kelly said. "That's something when you're older, when you're done playing, you're able to talk to your kids, that's something you can look back and be like, 'I did that.' Instantly, there's this bond that we all accomplished this together."

"It's going to be pretty impossible to forget."

From the start of Sunday's contest, the two-time rushing champion had the looks of a man on a mission. Henry had more than 100 yards rushing by halftime, including a 52-yard touchdown run in the second quarter. He added a six-yard touchdown in the third quarter. He surpassed 200 rushing yards for the game on the Titans' second offensive series of the third quarter. At the start of the fourth quarter, he was 18 yards away from 2,000.

Henry said that he knew somebody had been keeping track of his progress toward 2,000 yards throughout the game. Quarterback Ryan Tannehill, who had the greatest statistical season of any Titans quarterback, said he didn't have much of a clue about how close Henry was getting. He is happy to have been a part of it, though.

"I enjoy, like I said, every opportunity I get to go out and play on Sundays or Saturdays," Tannehill said of the day. "You know, it's something that when you go through what I went through over the past couple years, you appreciate it a little bit more. So, to be able to get into the playoffs for a second time, win the division, it's definitely a moment I'll look back on and really appreciate."

In the process of gaining the final yards to reach 2,000, Henry had one mistake that clearly did just enough to bother him to the point where he was not all smiles after a massive performance in a memorable victory.

He lost his second fumble of the season late in the third quarter -- a rare mishap from a player who almost never coughs up the football. The Texans scored a touchdown plays to close the Titans' lead to three, 31-28.

"You know, after rushing 2,000 yards, but I'm serious, right now I'm just pissed off at myself for the mishaps that I had," he said.

While Henry wouldn't acknowledge much about his season, it has been historic.

He is the 10th player since 1953 to be the league's rushing champion in consecutive seasons, and the other nine are members of the Pro Football Hall of Fame. Four of the previous 2,000-yard rushers also have a spot in Canton, Ohio.

In leading the league this season, Henry had seven 100-yard performances and three others with more than 200 yards. He is the first player to have three 200-yard rushing performances in a season since 2016 and fifth overall since the 1970 AFL-NFL merger. Only a handful of running backs have had one 200-yard rushing game since 2018.

Henry now has five career 200-yard rushing performances, and three of them have come in his last three games against Houston. He is the first player in league history to have that many against a single opponent.

A player who notoriously takes zero credit for his accolades and commends his teammates for just about everything he accomplishes, Henry might as well start writing his Hall of Fame speech.

He will have a lot of people to thank.



## DERRICK HENRY

“I’m just thankful for my teammates,” he said. “Thankful for all of them, you know, week in and week out, you know, them doing their job. Just the unselfishness that they have for my success, I’m very thankful.”

But for now, reflection is something that will have to wait until this season is actually over.

“Regardless of if I got it, I did it or I didn’t,” he said. “I wasn’t pressing for it. I just wanted to be able to win the game as a team and make it to the playoffs in the division.”

# # #

## DERRICK HENRY

### **TITANS RB DERRICK HENRY DONATES \$10,000 TO NASHVILLE FIREFIGHTER WHO LOST HOME IN FIRE**

**BY JIM WYATT  
TENNESSEE TITANS  
MARCH 1, 2021**

NASHVILLE – His 2020 season over, Derrick Henry was in already offseason workout mode a few weeks back, preparing for what's ahead.

But the Titans running back stopped in his tracks when he saw a heartbreaking story on his Twitter feed, and he wanted to do something to help.

The beneficiary: Nashville firefighter Jeremy Taylor, a Titans season ticket member and father of four daughters who lost his new home to a large fire recently.

Taylor was surprised at his fire station last week with \$15,000 donation -- \$10,000 from Henry's 'Two All' Foundation, along with a \$5,000 contribution from Campbell's Chunky Soup.

The good deed was prompted by Henry, who took a screenshot of the Twitter post on the story and asked a member of the Titans organization how he could help.

"I saw the tweet and I was just touched by it, losing a home is such a tragic occurrence," Henry said. "Not only did I see the tweet but I saw that he was a Titans fan and also a first responder. Nashville has been through so much as a community – the tornado, the pandemic going on, and then the Christmas bombing. I just wanted to be able to help someone in need and someone who has been helping everyone else throughout this pandemic."

Taylor and his family were not in their new home at the time of the early morning explosion and fire on January 30, but they'd moved all their belonging into the White Bluff residence and were preparing to

move in after finishing a checklist at the home they'd recently sold.

Taylor, his wife Lauren and their daughters, ages 13, 12, 11, and 8, lost everything in the fire.

"I thank God we weren't home, and nobody got hurt," Taylor said.

Taylor said it's been an emotional time. He's been buoyed by the support of friends, and fellow firefighters.

Then came the act of kindness from Henry, and Campbell's.

When Taylor got to work last Wednesday, he got a big surprise. After watching a video message from Henry, who explained why he wanted to help, Taylor also received a signed No.22 jersey from the NFL's Offensive Player of the Year in 2020. Titans cheerleaders and others from the organization were on hand for the check presentation.

"I am blessed, very blessed," Taylor said. "(This) has definitely been a blessing to my family. I am very overwhelmed. I don't know what to say."

Henry said he was more than willing to help.

"I was just touched by what I had seen about Jeremy and his family on Twitter, and just wanted to do anything I could to help them," Henry said. "I'm very thankful to be able to have Campbell's come in as well to try to help Jeremy and his family. Just touched by his family and wanted to help Jeremy in his own time of need."

###

# DERRICK HENRY

## **TITANS' DERRICK HENRY HONORS VICTIMS OF RACIAL INJUSTICE BY WEARING THEIR NAMES ON HIS SUIT**

Friday. "We always have those conversations. It's about respect and it's about listening.

###

***BY ERIK BACHARACH  
THE TENNESSEAN  
SEPTEMBER 14, 2020***

Derrick Henry continues to raise the bar with his travel attire, but his outfit this time was much more than a fashion statement.

Henry on Sunday honored victims of racial injustice by wearing their names on his suit. As the Titans arrived in Denver ahead of Titans-Broncos on "Monday Night Football" (9:20 p.m., ESPN), Henry exited the team plane wearing the suit. The Titans posted photos of it on their official Twitter handle with the caption: "It takes all of us."

Henry led the league in rushing last season with 1,540 yards and was a first-time Pro Bowler. In July, the team re-signed him to a four-year, \$50 million deal.

The Titans were one of a handful of NFL teams to cancel practice on Aug. 27 in the wake of the police shooting of Jacob Blake in Kenosha, Wisconsin, which occurred a few days earlier.

Titans' Derrick Henry wears a suit honoring victims of racial injustice by wearing their names on his suit as he arrives for the team's first game against the Denver Broncos.

It remains to be seen whether Titans players will peacefully protest during Monday night's national anthem, as several NFL players around the league did Sunday. Titans coach Mike Vrabel said that any protests would come as a decision by his players. Defensive lineman and team captain DaQuan Jones said Friday that the team was still discussing what they might do ahead of Monday night's kickoff.

"I think our players will do what they feel comfortable doing, and we will support that," Vrabel said on

# DONTRELL HILLIARD

## **TITANS RB DONTRELL HILLIARD AIMS TO CARVE OUT A ROLE FOR HIMSELF IN 2022**

**BY JIM WYATT**  
**TENNESSEETITANS.COM**  
**JUNE 10, 2022**

NASHVILLE – Dontrell Hilliard didn't arrive with a lot of fanfare in 2021, and when he re-signed with the team earlier this offseason, it didn't create lot of buzz either.

But the Titans running back, who provided a valuable boost in Derrick Henry's absence the second half of last year, has gone about his business quietly this offseason while getting a lot of chances to improve.

And in 2022, Hilliard hopes he can help the team again.

"I just want to be me, and carve out my role," Hilliard said after an OTA this week. "I want to show the team that I can be that guy that they can depend on and trust and leave it all up to the coaches and the team."

Hilliard, who initially joined the Titans in October 2021, re-signed with the team earlier this offseason and he's taken part in all of the team's offseason program.

With Henry not present at the voluntary workouts, Hilliard has gotten a lot of work in the team's OTAs alongside veterans running backs Jordan Wilkins and Trenton Cannon, and rookies Hassan Haskins and Julius Chestnut.

"Every day we come out and fight," Hilliard said, "and come out and show that love and competitiveness to make us better."

In 2021, Hilliard impressed with his opportunities while working in tandem with D'Onta Foreman, who signed with the Panthers earlier this offseason.

In eight games for the Titans in 2021, Hilliard carried the ball 56 times for 350 yards (6.3-yard

average) and two touchdowns. Hilliard also had 19 catches for 87 yards, with a long of 28 yards.

Hilliard's best game in 2021 came against the Patriots, when he carried the ball 12 times for 131 yards, including a 68-yard touchdown run.

Hilliard, who played in college at Tulane, spent time with the Browns (2018-2020) and Texans (2020) before joining the Titans.

Over his career, Hilliard has accounted for 447 rushing yards and four touchdowns on 78 carries, also registering 41 receptions for 286 yards. As a returner, he has a 23.0-yard average on 43 kickoff returns.

Now, he's working to find a role once again.

"It's a lot of time, and you have to go out and take advantage of it," Hilliard said of the offseason program. "I feel blessed to have the opportunity, and by having the time you get more chances and more opportunities to go out and learn the playbook and the details that you need to perform your best."

###

# AMANI HOOKER

## **BYARD SAYS HOOKER HAS FOLLOWED PROPER PATH TO LEADERSHIP**

**BY MICHAEL HOGAN**  
**SI.COM**  
**JUNE 3, 2021**

Amani Hooker figures to make a bigger impact in more than one way this season.

First, the Tennessee Titans safety figures to be a full-time starter for the first time in his career after the team released veteran Kenny Vaccaro as part of a secondary overhaul in March.

He also hopes to be more of a leader for the defensive unit.

And nobody knows how to properly establish leadership than the man he will be playing beside in the defensive backfield this season, Kevin Byard, who has been a team captain in each of the past two seasons.

In order to become a good leader, Byard said, one must first be a good follower. And Hooker has done that well over his first two NFL seasons.

“I think Amani has been a great follower since he’s been here,” Byard said. “Watching me and (Vaccaro), or just watching any of the veteran guys and learning from them, learning how to be a pro.”

A third-round pick out of Middle Tennessee State in 2016, that’s exactly how Byard became one of the Titans’ most prominent voices in the locker room, for both on and off-field matters.

The Pro Bowler and All-Pro observed and learned from the likes of defensive back Jason McCourty and linebacker Brian Orapko.

Not only would Byard listen to what veterans had to say on a daily basis, but he paid close attention to the smallest of details. In the NFL, of course, doing the “little things” matters most.

“One thing that I did when I first got into the league was I looked at the parking lot,” Byard said. “When I got there in the morning, I was looking at cars ... what car is here early in the morning? Okay, this guy here. I was asking Jason, ‘Hey, what time are you getting here in the morning? Why are you coming here so early?’ They were getting rehab or doing the little things.”

A fourth-round pick out of Iowa in 2019, Hooker’s ascension to a more significant role on the defense started last season. His snaps with the defense increased, and when Vaccaro missed three games due to a lingering concussion, Hooker was called upon to start.

He finished tied for the team lead in interceptions with four and second in passes defended eight while also making 51 total tackles. All of those marks are career-highs.

Entering the 2021 season, Hooker is in a position to evolve as a leader for many reasons. Many younger players will fill the secondary after numerous moves in free agency and the NFL Draft.

But most importantly, he’s taken after many veterans over his first two seasons, including Byard.

“He’s into that role where he’s out there playing, he’s out there being more vocal, making calls and checks. That’s the start of it,” Byard said. “Going out there being sure of yourself, knowing what you need to do. When you assure yourself and know what you need to do, you can coach another guy up. I think he’s been doing pretty great at that.”

“I think we’re going to be pretty good running mates this year.”

###



## AUSTIN HOOPER

### **SIX THINGS TO KNOW ABOUT TE AUSTIN HOOPER, WHO HAS AGREED TO TERMS ON A ONE-YEAR DEAL WITH THE TITANS**

**BY JIM WYATT  
TENNESSEETITANS.COM  
MARCH 21, 2022**

NASHVILLE – The Titans on Monday officially agreed to terms on a one-year deal with former Browns tight end Austin Hooper.

Here's a look at six things to know about Hooper and the Titans:

(1)- Hooper was a third-round pick (81st overall) of the Atlanta Falcons in the 2016 NFL Draft. With the Falcons, Hooper was named to the Pro Bowl in 2018 and 2019. He had his best season in 2019, when he caught 75 passes for 787 yards and six touchdowns. In 2018 and 2019, Hooper combined for 146 receptions over the two seasons, a total that ranked fourth among NFL tight ends during that span.

(2)- Hooper became a free agent in 2020, and he signed with the Browns. Hooper caught 46 passes for 435 yards and four touchdowns with the Browns in 2020, and he caught 38 passes for 345 yards and three touchdowns in 2020. Hooper was released by the Browns earlier this month, which made him a free agent.

(3)- In five NFL seasons, Hooper has played in 88 games, and he's tallied 298 catches for 3,024 yards (10.2-yard average), with 23 touchdowns. He has 31 catches of 20-plus yards in his career, along with four catches of 40-plus yads.

(4)- With the Titans, Hooper joins veteran tight end Geoff Swaim, who was signed earlier this month in free agency, on the roster. The Titans also have tight ends Tommy Hudson, Austin Fort, Ryan Izzo and Briley Moore on the roster. Meanwhile, tight ends Anthony Firkser and MyCole Pruitt are unrestricted free agents.

(5)- Hooper played collegiately at Stanford. Hooper played in all 13 games as a redshirt freshman in 2014, and he finished season with 40 receptions for 499 yards and two touchdowns. In 2015, Hooper had 34 receptions for 438 yards for six touchdowns. He was a finalist for the John Mackey Award and a first-team All-Pac-12 selection.

(6)- Hooper, who went to De La Salle High School in Concord, California, helped the school win three state titles from 2012-12. His father played football at San Diego State, and his uncle played at Stanford. Also, Hooper's brother, Justin, played baseball at UCLA and was selected by the Royals in the 14th round of the 2019 MLB Draft.

###

## AUSTIN HOOPER

### **WHAT TIGHT END AUSTIN HOOPER SAID ABOUT FINDING HIS ROLE IN THE TENNESSEE TITANS' OFFENSE**

***BY EMMA HEALY  
THE TENNESSEAN  
AUGUST 2, 2022***

Tennessee Titans tight end Austin Hooper has NFL experience lining up both in the slot and out wide, as well as in a three-point stance.

After signing a one-year, \$6 million contract in March, he's bringing that versatility to a Titans offense that likes to employ multiple tight ends.

"I'm just trying to find my role in this team, whatever it is," Hooper said after the sixth day of training camp on Tuesday. "I'm just going to go out there and play tight end in whatever spot they ask me to.

"My job is to study every position we have, so if they need me, I can be put in any position."

Hooper played the last two seasons with the Cleveland Browns, where around 25% of his snaps came out wide or in the slot. Before that, he played four seasons with the Atlanta Falcons, becoming a two-time Pro Bowler. There, Hooper lined up in the slot or out wide half the time.

"I've proven I can do whatever is asked of me," Hooper said. "My job is just to be a tight end, earn my role here to the best of my ability and be a good teammate."

As part of his role as a veteran in the tight end room, Hooper has helped get rookie Chig Okonkwo adjusted to the NFL. Okonkwo's willingness to work hard during training camp has stood out to Hooper.

"He's a really athletic, hungry, young player," Hooper said. "It's not lost on me that a part of my role here is to help him out to the best of my ability, and that's something I embrace."

Despite six NFL seasons, Hooper is still adjusting to a new quarterback and to the Titans' offense, so he's taking as many reps as possible in training camp.

Even when he's not involved in a drill, Hooper is often off to the side, catching extra passes and observing quarterback Ryan Tannehill's mechanics from afar.

"Chemistry is just repetitions over time," Hooper said.

###

# BEN JONES

## **CENTER BEN JONES DOESN'T CAMOUFLAGE HIS FEELINGS – HE'S HAPPY TO BE BACK WITH THE TITANS**

**BY JIM WYATT  
TENNESSEETITANS.COM  
MARCH 18, 2022**

NASHVILLE – Titans center Ben Jones signed a lucrative new contract on Friday before strolling down the hallways at Saint Thomas Sports Park for an afternoon press conference.

His attire for the special occasion? A camouflage jacket with a "Burkes Mechanical & Electrical" patch on the front, and a ball cap.

It was perfect.

"It's actually where my brother works – it's a Christmas gift," a smiling Jones said of the jacket. "My uncle owns the company (in Bibb County, Ala.). I don't like spending money.

"Free, free, free," Jones, smiling even bigger, said as he pointed to the clothing on his body, from his hat to his jacket to his shoes. "I don't spend money on clothes."

The Titans awarded Jones with a nice multi-year contract earlier this week, ensuring he'll remain in the middle of the line for the team in 2022, and potentially beyond.

On Friday, Jones discussed why it was so important to remain with the team.

"I am very excited," Jones said. "I want to finish my career here. ... The guys, the coaches, the people in this building, from equipment guys to trainers to coaches and staff, everybody treats you a certain way – (people) are amazing. ... I have been here, I love it. I am ready to finish it here and go win a championship."

A 10-year veteran, Jones has spent the past six seasons with the Titans.

Jones said he received some interest from other teams, but he wanted to stay in Tennessee.

It's where he's been since 2016. Jones knows plenty has changed since he first arrived.

In 2017, Ben and his wife, Alex, established The Jones Mission Fund at The Community Foundation, which supports at-risk youth by providing grant funding, educational opportunities and additional resources to area nonprofits working to enhance the lives of children in Middle Tennessee and beyond.

"When I came here, it was just me and my wife, and now we have two kids," Jones said. "You are raising a family, looking at schools and everything like that. We love Nashville, we love the city. We are happy to be here.

"... We are so blessed to get this contract, and this contract is for us to help other people with it. It's not about us and our family, it's how many lives we can help here in Nashville and back in my hometown. We are going to try and do as much as possible for other people with this (contract)."

One thing that hasn't changed – and won't – is the center's toughness.

Jones has missed just one start for the Titans since arriving in 2016, after playing his first four NFL seasons with the Texans. Jones has started 96 of a possible 97 games since joining the Titans.

From 2012 through 2021, the University of Georgia product appeared in 160 of 161 possible regular season games, including starts in all but one contest. During his six seasons with the Titans (2016- 21), he was one of only eight offensive linemen to start at least 96 of a possible 97 games. He finished the 2021 campaign with an active streak of 40 consecutive starts, ranking third among centers.

Jones, whose father was killed in a helicopter crash when Ben was just

10 years old, said his mother instilled toughness in him at a young age not only as his mother, but as his coach in sports.

"I love playing the game," Jones said. "It's not just about the money or anything like that. I love winning, and I want to be out there with my teammates. If I am not out there, I feel like I am letting them down. So if I can play, if I can go out there and get up, I am going to play."

###

## BEN JONES

### HOW BIBB COUNTY FOOTBALL GOT \$10,000 FROM BEN JONES AND TENNESSEE TITANS

**BY BECKY HOPF**  
**THE TUSCALOOSA NEWS**  
**DECEMBER 24, 2021**

They boarded a chartered bus in the small Alabama town of Centreville on Dec. 12 and headed to the big city: Nashville, Tennessee.

It was going to be an exciting but sentimental journey, a last moment together for the seniors and coaches on the Bibb County football team, a trip to an NFL game, complements of the Tennessee Titans and starting center, former Choctaws star Ben Jones.

“We love the trip. It’s something our seniors and the coaches look forward to each year,” said Choctaws coach Matt Geohagan. “Ben and the Titans take such good care of us.”

COVID-19 canceled last year’s trip. The 2021 trip, because of continued pandemic safety precautions, canceled some of the things previous seniors enjoyed. Still, the day was going to be memorable: special guests of the Titans, a pre-game meal inside the stadium, Titans’ swag like sunglasses, ear warmers, key chains, flags and towels — and, the highlight, meeting up with Jones after the game.

All that was pre-planned. What wasn’t expected was what they took back home.

Jones and the Titans Foundation surprised the team with a check for \$10,000.

“We had no idea that that was going to happen. Ben and the Titans Foundation totally surprised us with that,” Geohagan said. “When I got here, Ben stepped in and helped with funding for buying things like helmets and cleats for the kids. He pours back into our community. This donation will really help us.

We have a lot of equipment needs that we have to do every year, whether it’s practice gear, shoulder pads, helmets. I have to replace some jerseys every year. There are so many things that you have to pay for every year just to keep the program running and to make sure the kids have the best and the safest equipment.”

Before COVID, the trip included going on the sidelines pregame and a tour, led by Jones, of the Titans’ facility.

“I’ve known Ben my whole life. We went to the same church,” said Choctaws defensive back Steven Cash. “He’s just a great family guy. He loves family. Loves people. Loves God. All the seniors look forward to this every year.”

Cash had been to two NFL games before. Offensive lineman Preston Young had also attended an NFL game, an Atlanta Falcons game about eight years ago. But this game, a 20-0 win by Tennessee against Jacksonville, was different.

“It was fun just being with the seniors and the coaches again,” Cash said.

“It’s fun getting to watch and see all the different types of fans, being around Ben,” Young said. “Ben is like a cousin to me. I’ve known him since like seventh grade when he came for a football camp and I was helping with it. He’s a very laid back guy. He loves family. He’s very easy to get along with. Ben shows us that no matter where you’re from you can do big things.”

Jones was team captain and an all-state two-way lineman at Bibb County. He went on to start at center, beginning as a freshman, at Georgia and earned All-SEC honors. He was an ESPN All-American his senior year in 2011.

Jones was drafted by Houston in the fourth round of the 2012 NFL Draft and has been a starter for the Titans since 2016.

Each summer he hosts a free football camp at Bibb County, bringing in some of his NFL player friends. Bibb County’s players have grown up either attending camp or helping out.

Tennessee Titans center Ben Jones lines up during an NFL game against the Cleveland Browns. Jones, a former Bibb County High School player, will be in Centreville in June to conduct a free football camp for kids age 8-14. [Associated Press]

“Anytime he’s home for a break, he makes a point to come by the field house,” Geohagan said. “Ben’s very easy to approach. Our players have a whole lot of respect for him. They realize how great a player he is and how hard he works. Our whole community feels that way about Ben. He’s a phenomenal person. He truly pours back into our community, especially our football program.”

Geohagan said Jones has not only been a positive influence on the young men who come through Bibb County’s program but some have even adapted a pre-game ritual Jones started in high school. He walks barefoot on the field before each game.

“I don’t know where Ben got that, but it is true that he does that. Last year I used to see Baylor Hughey, who graduated, walk the field barefoot. This year I’ve seen Bo Burkes do the same thing,” said Geohagan.

“This trip is really special, to see the opportunities that our kids are afforded, to be able to do this. Preston and Steven have been able to go to an NFL game before but there are many of our kids who have never been to an NFL game and may never get the opportunity again. It’s really special for all of us.”

###

# BEN JONES

## TITANS CENTER BEN JONES OVERCAME TRAUMATIC CHILDHOOD

**BY JOHN GLENNON**  
**TITANS ONLINE**  
**JUNE 22, 2016**

In just three months, center Ben Jones has established himself as one of the livelier personalities on the Titans.

He's shared shocking stories about eating cockroaches and, yes, drinking his own urine on dares by previous NFL teammates, not to mention one about ripping the dreadlocks off a college opponent and tying them to his ceiling fan.

It's easy to believe the affable Alabama native, who's been known to break up monotonous practices with a joke as he and teammates are lining up for a play, hasn't suffered much in his 26 years.

But that's far from the case.

Jones' childhood and formative years were marked by a near-death experience, as well as the unexpected deaths of his father and a close friend. The combination of the events made Jones wonder why he'd been singled out to suffer, and caused him to question his own faith as well.

"Especially when you're young, you're like, 'Why is all this happening to me? What is going on?' " the 6-foot-3, 308-pounder said during Titans minicamp.

### **Mom was 'a real rock'**

A tortuous stretch of months for Jones began just a few months after his 10th birthday in 1999, when his father, Steve, died in a helicopter crash.

Steve Jones did timber work of all kinds, everything from planting trees to helping them grow and eventually cutting them down. He was aboard a helicopter that was spraying pesticide on Alabama pines when the chopper's fuel

system malfunctioned. The crash killed Jones and the pilot.

Since then, Ben Jones has worn the No. 60 when it was available. It was the number his father wore playing high school football in Thomasville, Ga.

But it was Jones' mother, Vickie Jones, who became a bigger part of her son's life, even stepping into the role of Little League coach her husband had held.

"It was tough because I really relied on my Dad," Ben Jones said. "But my mom just stepped in and was a real rock. She was the discipline in the house. If I didn't do my running throughout the year, she'd wake me up at night and be like, 'Hey, run to the mailbox and back,' and that's about a mile and a half on the farm.

"She stayed on us just like my Dad was doing. She pushed me to be who I am today."

### **'I still have screws in my head'**

Only months after the passing of his father, Jones was battling for his own life.

Attending a high school baseball game, Jones was walking from his seat behind home plate toward the outfield seats, where his mother was watching the contest. But as he came around the corner of the dugout, Jones ran straight into the warm-up swing of a player, the bat thumping his uncovered skull.

Jones passed a doctor's concussion test afterward, so it looked like he might be OK. But his condition spiraled downward.

"I started throwing up because there was a blood clot was pressing on my brain, making me sick," Jones said. "It was very bad. I had to have emergency surgery to get rid of the blood clot on the brain. They went ahead and opened my head up and drained the blood clots out."

Jones remained in intensive care for a couple of days before leaving the

hospital with some everlasting mementos.

"I still have screws in my head," he said, "so I guess you could say I might have a couple screws loose."

In order to make sure he didn't suffer any more damage, Jones had to wear a batting helmet to school for a year.

"I was the kid in class with the helmet on, the kid going to (recreation) with a helmet on," Jones said. "Fortunately, I was a pretty big kid, so nobody was going to say much to me."

### **'I just didn't understand'**

Jones had to sit out a season of youth football because of the brain surgery, but by the time high school rolled around, he was back on the field, playing on the same team with his older brother, Clay.

But tragedy sought Jones out again during his junior year, when one of his best friends was killed in a four-wheeler accident. Jones was not present when it occurred.

Faith had been important to Jones growing up, but he found it hard to reconcile it with the events of his life to that point.

"I just didn't understand," he said. "Why is this all getting taken from me at such a young age? But stuff happens and at some point you realize, 'Hey, there's more in life like this.' So you have to grow up early."

The older brother of Jones' friend, a youth minister, spoke at the funeral and delivered a message that resonated.

"He said there's a reason (this death) happened, and I want somebody to get saved because of it," Jones said. "I feel like it helped a lot of people really turn their life around."

Since getting drafted by the Texans in 2012, Jones said he and his wife regularly attend religious retreats with other professional athletes,



## BEN JONES

many of whom have lost parents, children or friends. He said they have all come to rely on team chaplains, spouses and family members to help them deal with hard times.

But Jones said his mother, who still works the 300-acre farm the family has had since he was young, has had the greatest influence.

“Everything is a learning point and you reach out to different people,” Jones said. “But my mom, really, she never cracked. Just seeing a God-fearing woman like her showed us an example every day on how to live that Christian life.”

###

# BEN JONES

## **TITANS CENTER BEN JONES' POWER IS STILL OUT, SO RYAN TANNEHILL IS LENDING A HAND**

**BY ERIK BACHARACH**  
**THE TENNESSEAN**  
**MAY 7, 2020**

As of Thursday morning, 7,000 Nashville Electric Service customers were still without power after a damaging wind storm Sunday evening caused widespread outages.

Ben Jones was one of them.

The Titans center, like thousands of other Nashvillians, had been "roughing it out" for three days before his quarterback, Ryan Tannehill, lended a hand.

"I have a great teammate who is not staying in Nashville right now, so we are staying at his house," Jones said on a Zoom call with reporters on Thursday. "Tannehill came in clutch for us because it got a little cold (Wednesday)."

More than 130,000 customers in the Nashville area had their electricity knocked out by the storms, which brought straight-line winds up to 70 miles per hour. Decosta Jenkins, the president and CEO of Nashville Electric Service, said the storms "caused the largest number of power outages in my 29-year career at NES."

Jones said he felt fortunate to have a teammate like Tannehill, who is riding out the COVID-19 pandemic with his family in South Florida, where he spent his first six NFL seasons as a member of the Miami Dolphins.

Earlier this offseason, Tannehill signed a four-year, \$118 million extension with the Titans after a career year in 2019 in which he was named to his first Pro Bowl and led the Titans to the AFC title game.

For Jones, it's one more unusual obstacle in an offseason full of them.

With team facilities closed due to the pandemic, the NFL offseason has gone entirely virtual. Jones is adjusting accordingly.

"I do a Zoom workout every morning at 5:30 — I try to get in (the weight room and work out before our kids get up," he said. "We have four guys in there, with a trainer in there, so I'm going through a program. And mainly I'm trying to be innovative with how to run, because you don't have a field like you normally have. So, I have a Peloton bike that I use a couple of times a week. I bought a sled that I am pushing in the yard. I am running sprints on the driveway, through the neighborhood. I try to get up early and do it so I don't have a whole bunch of people out there watching me."

###

# TAYLOR LEWAN

## LEWAN: 'I NEEDED THIS'

BY DAVID BOCLAIR

SI.COM

SEPTEMBER 26, 2021

NASHVILLE — Taylor Lewan called it a step in the right direction.

The Tennessee Titans left tackle was optimistic that he turned around a terrible start to the 2021 NFL season when he played from start to finish in his team's 25-16 victory over the Indianapolis Colts on Sunday at Nissan Stadium.

The 30-year-old had a relatively uneventful day as part of an offensive line that helped Derrick Henry rush for 113 yards on 28 carries, allowed quarterback Ryan Tannehill to be sacked once and helped the offense hold the ball for more than 34 of the contest's 60 minutes.

That, in its own right, was eventful. After all, Lewan looked overmatched at times in a Week 1 loss to Arizona and did not make it out of pre-game warmups in Week 2 at Seattle due to an issue with his right knee that prompted the club's medical staff to scratch him.

"I felt like my old self mentally," Lewan said after the game. "I was moving a lot better. My pad level was a whole lot better. I was definitely more explosive and stronger.

"... I needed this more, I think, than the team needed this. I needed (Sunday). I needed to see that I could go do it, be left on an island again and be able to block and go do those things, run left and be able to sustain a block and get movement. (Sunday) was a great day."

The Arizona game was his first (outside of a brief preseason appearance) since Oct. 18, 2020 when he sustained a torn knee ligament that ended his season after just five games. It was, by his account, the first serious injury of his life and the subsequent reconstructive surgery was — by far — the most significant medical

procedure he had experienced. From there, he embarked on the long road to recovery.

Throughout the offseason, Lewan talked often about how he seized the opportunity to not just work on his knee but on his entire body. He asserted that he was in peak physical condition, a claim he admitted Sunday was an attempt to try to speak something into reality.

"(Sunday) was the first day, like man, I feel like myself again," he said. "... When I got into trouble in Week 1, when I watched the film, I was doing a lot of things that were very uncharacteristic of myself.

"... It's been a really, really hard journey. A lot harder than I thought it was going to be."

To make matters worse, he took a mental beating when fans at Nissan Stadium booed him in Week 1 as he returned to action after having missed a couple second-half series to deal with cramps.

"I'm coming back from the ACL, 10 months, a physical process and — yeah — I wasn't playing well," Lewan said. "That was a really hard game to get over emotionally, mentally. ... I really wish I could articulate just how difficult that was. It was hard to hear the fans after seven or eight years, with as much as I've tried to do for the city, boo when I came back out there.

"... I was like, 'Damn, that's crazy how fast they turn.'"

Then whatever doubts he carried with him into Week 2 were compounded when he could not make it through the warmup. He said that he hyperextended his knee, the same one on which he had surgery, and heard a pop.

Doctors pulled him from the lineup because they did not have enough information about what happened, he said. When preparations began for the game with Indianapolis, he had been cleared and made it through the practice week without incident.

Lewan is not ready to say that he is back to the form that earned him three straight Pro Bowl invitations from 2016-18. But he did not feel any pain in his knee against the Colts, and he did feel the love from the fans who watched the Titans win a home game against their chief division rival for the first time since 2017.

"It's going to be a cool process because I'm just going to get better every single week," Lewan said. "Not only mentally, but physically I'm going to get better too."

It's not as if things could have gotten much worse.

###

# TAYLOR LEWAN

## TITANS DRAFT PICK TAYLOR LEWAN THE FAMILY DAREDEVIL

**BY DAVE BIRKETT**  
**DETROIT FREE PRESS**  
**MAY 9, 2014**

NEW YORK — Before he grew into his 6-foot-7, 309-pound body and became one of the best offensive linemen in the country, Taylor Lewan fashioned himself as a future X Games star.

Lewan, the Michigan offensive tackle who's expected to be a high first-round pick in today's NFL draft, spent part of his youth growing up in Cave Creek, Ariz., riding dirt bikes on his family's 12-acre ranch and at an amateur motocross track in the desert the locals call The Watering Hole.

"Taylor, actually, believe it or not, was an unbelievable dirt bike rider," said Bryce Lewan, Taylor's 19-year-old brother. "My dad actually made him quit because of football 'cause he didn't want him to get injured or anything like that. That was actually his passion before anything else. Riding dirt bikes and being a country boy."

Lewan said he started riding dirt bikes as a 5-year-old when his grandfather got him a Yamaha PW50.

The Tennessean's Titans Insider talks about the team's first-round draft pick, Michigan tackle Taylor Lewan. The Tennessean

By the time he was 16, he had three bikes and he spent most of his downtime tooling around the desert, riding trails and navigating step-ups — changes in elevation — that sent him soaring 100 feet or more in the air.

"There's something about taking off just riding, going 125 feet and everyone's just like, 'Oh my god, you're in the air and you're a couple stories up.' " Lewan said. "That's crazy. I love it."

The family daredevil, Lewan said he mastered a few basic tricks as a teenager, including jumping off and getting back on his bike in the air.

"I never could backflip or anything like that, but I thought I was pretty damn good," he said. "They had some pretty crazy jumps out there. I broke my wrist once, I had all these scars on my chin from it, a couple separated shoulders once in a while, but you always come back. It's great. Puked blood a couple times. It's exciting."

These days, Lewan doesn't ride bikes anymore, though he said he wants to again after his playing days are done, and gets on a motorcycle only when his good friend Nick Bennett, one of two buddies he brought to New York for the draft, lets him ride his Harley around the block.

Lewan, who started 48 games at left tackle for the Wolverines and took predraft visits to the Lions, Rams, Giants, Falcons and Cardinals, said his fun-loving nature shouldn't be confused with a wandering eye from football.

"I mean, if you watch me play football, I'm so determined to be successful, I'm so determined to be that No. 1 guy," he said. "Those are the things I care about. I'm sitting here maybe being the first, second or third tackle taken off the board right now and personally that (ticks) me off."

"I'd rather be the worst tackle in the draft than the second best just 'cause I hate it when you're that close and somebody has to say, this guy's better than you. This one guy's better or this two guys (are) better than you. And that's not to take away from them because they are phenomenal guys. Everything about them are great. It's just one of those things."

Lewan is rated the second- or third-best offensive lineman by most draft analysts, behind Auburn's Greg Robinson and Texas A&M's Jake Matthews.

Both Robinson, a mauling run blocker, and Matthews, a polished pass protector and the son of Hall of Fame lineman Bruce Matthews, are in the mix to go second overall to the Rams.

NFL Network analyst Mike Mayock said Lewan is a "finesse" player, but projects him to go sixth overall to the Falcons.

"He's a great athlete," Mayock said. "He tested as well or better than any other tackle at the draft. I'd like to see him be able to finish a little bit more in the run game, but what I like about him is his athletic ability."

Lewan said he doesn't just want to test better than his fellow tackles, he wants to be better than them when all is said and done.

"I would never sit here and tell anybody that I think I'm second best at anything I do just 'cause that's the competitive nature of everybody here," Lewan said. "Off the field, am I fun loving guy? I love to be around all my friends and do certain things. Yeah, it's great. It's awesome. Always have a smile on my face."

"But as soon as I step between the lines it's not like that. When I watch film, it's not like that. When I go to practice, it's not like that."

###

# TAYLOR LEWAN

## TITANS 'HYPED UP' TO GET TAYLOR LEWAN'S BIG PERSONALITY BACK

**BY TURRON DAVENPORT**  
**ESPN**  
**AUGUST 14, 2021**

NASHVILLE, Tenn. -- The 2020 season turned out to be another strong one for the Tennessee Titans' offensive line, but that doesn't mean the team was the same without left tackle Taylor Lewan.

The three-time Pro Bowler made it through four games in 2020 before suffering a torn ACL in the Titans' 42-36 win over the Houston Texans in Week 6. Lewan went down in the second quarter and was out for the rest of the season.

"He's a big personality, the life of the party so to speak," offensive line coach Keith Carter said. "From an energy and juice standpoint, that's really important. You need that. He's a big help getting over those hump days."

The Titans pressed on in 2020 without Lewan, winning the AFC South division title, fueled by running back Derrick Henry becoming the eighth NFL player to rush for more than 2,000 yards. Accomplishing such big things hardly meant Lewan's impact wasn't missed.

"Taylor is a large part of what we are doing here," coach Mike Vrabel said. "He does have some energy and excitement. He has been locked in, and he has done everything that we have asked him to do in his return."

They say "absence makes the heart grow fonder." That was exactly the case for Lewan and his relationship with football.

"I have a newfound appreciation for the game," Lewan said. "I've never been excited in my life just to practice. I'm just really happy with where I'm at and fortunate to be as healthy as I am."

Lewan was so eager to put the work in that his legs were sore after reporting to camp early to help out some of the younger offensive linemen.

"It's nice to feel the pains of football. I missed it all," Lewan added.

According to Lewan, there were points when he wondered if he'd be the same player on the field again or if he would be strong enough to play. He had no idea how the recovery process was going to be because it was his first time requiring surgery after an injury.

Lewan says he attacked each day like it was a new opportunity to get better, even the days when he didn't want to get out of bed because he was hurting. Lewan said he kept a journal where he'd log what he wanted to accomplish every day. That helped him reset and get through some of the down periods.

As the Titans enter their third week of camp, Lewan says he feels like the same person he was before the knee injury. A lot of that comes from what he calls "an amazing" team that he put together to help him through the rehab process.

His workload has steadily increased to the point where he's taking reps in the team period and going full tilt. Initially, Lewan's reps would conclude on contact. Now it's all the way through the whistle.

Having missed so much time, Lewan is eager to get back on the field. But he has trust in the coaching and training staff to bring him along at the correct pace so he can be ready to go for the season opener against the Arizona Cardinals. There was a time when perhaps things wouldn't have gone so smoothly.

Carter and Lewan didn't exactly hit it off when the two started working together in 2018. Carter admits he came in full of "piss and vinegar" to set a tone with the group. Lewan said there was some resistance, but ultimately Carter has helped elevate his game to another level.

"You go from a guy like [former Titans O-line coach] Russ Grimm, who's a relaxed guy, the type that maybe would have a beer in the morning," Lewan said. "Keith is a high-strung dude. It's a big change. I've never done a good job with authority, and he's definitely an authority figure, so that was a hard thing for me to handle. But I really appreciate Keith and what he's done for this team, especially this offensive line."

Now Lewan and Carter have an excellent relationship to the point where the veteran tackle is a player the coach relies upon to reinforce executing specific techniques and bringing energy to practice.

Lewan can be heard cheering on players and talking trash with the defense. There's a different emotional level when Lewan is on the field.

That stems from when Lewan was in high school playing nose tackle. He posted a video on YouTube of himself playing, thinking it would get him a scholarship. Instead, it brought criticism from a teammate, who said he goes hard only every once in a while.

Lewan vowed to never have his effort questioned again. He wants his energy to rub off on his teammates.

"It's juice, man," Lewan said. "You have millions of people watching, and you have an opportunity to put something on film that everyone around the league is going to judge you for. I love playing football and taking a guy and throwing him to our sidelines and dudes get hyped up."

###



## **LEWAN DONATES \$10K TO HIS ARIZONA HIGH SCHOOL**

###

***BY DAVID BOCLAIR  
NASHVILLE POST  
OCTOBER 18, 2017***

Taylor Lewan's first Pro Bowl appearance was worth something for his high school. Thousands of dollars, in fact.

Cactus Shadows High School (Cave Creek, Az.) announced this week that it received a \$10,000 donation from the Tennessee Titans left tackle. The money will be used for athletics upgrades, including "new banners for the stadium, an industrial washer and dryer as well as other miscellaneous equipment."

Members of the winning team at last year's Pro Bowl (the AFC beat the NFC 20-13) received grants from the NFL Foundation, which could be directed to their high school or youth football programs.

"During our meeting Taylor was an absolute gentleman and really enjoyed the changes to our campus," Jim Swetter, assistant principal of operations and athletics, said in a prepared statement, according to the Scottsdale Independent. "He said he was going to donate the \$10,000 to us because Cave Creek is home. We are very grateful for his generosity and his desire to help Cactus Shadows."

Lewan, one of five Titans players named to the 2016 Pro Bowl, was an all-state football player at Cactus Shadows. As a senior, he helped his team reach the state championship game.

"When students bond with their school, their desire to come back and give back drastically increases," Dr. Steve Bigbee, the school's principal, said. "We are so happy that Taylor felt that bond while he was here as student/athlete and we are grateful that he chose Cactus Shadows to be the recipient of his gratitude."

# TAYLOR LEWAN

## **TITANS MAKE TAYLOR LEWAN RICHEST OL IN NFL HISTORY, GIVE HIM \$80M, FIVE-YEAR EXTENSION**

***BY WILL BRINSON  
CBSSPORTS.COM  
JULY 27, 2018***

The offensive tackle won't be holding out now, that's for sure

One of the concerns for the Tennessee Titans this offseason was making sure offensive lineman Taylor Lewan got into camp, paid, happy and not holding out. Lewan's been a stud since he was drafted in the first round of the 2014 NFL Draft, the anchor for the Titans physical running game. And he's being rewarded with a monster deal that will make him the richest offensive lineman in NFL history.

The Titans announced the extension on Friday morning.

And per Adam Schefter of ESPN, the contract is a whopper, worth a total of \$80 million over five years. That's a very stout \$16 million per year to protect Marcus Mariota's blindside, which easily eclipses the top tackle valuation on the market right now (Nate Solder got \$15.5 million per year and \$62.5 million total from the Giants this offseason).

Per Ian Rapoport of NFL Media, there are \$50 million "in guarantees" with the deal. Flash the giant red siren for verbiage purposes: that does not mean \$50 million guaranteed. But you can bet there's a substantial amount of guaranteed money built into this deal.

It isn't a no-brainer move for the Titans, but it's pretty close. Lewan made the Pro Bowl the last two seasons and is the tone-setter for a pretty close-knit group of offensive lineman in Tennessee. He's a nasty, physical presence in the run game, and with the addition of Dion Lewis alongside Derrick Henry, you can bet the Titans want to be aggressive in the run game.

# # #

# **TITANS 3 THINGS TO KNOW ABOUT DAVID LONG, INCLUDING HIS FATHER'S HEAVYWEIGHT BOXING DAYS**

**BY ERIK BACHARACH  
THE TENNESSEAN  
APRIL 29, 2019**

## **PAGE: 5B**

The Titans capped their 2019 NFL Draft by selecting David Long in the sixth round (188th overall).

Here are three things two to know about the inside linebacker out of West Virginia:

Undersized, but that hasn't stopped him yet

With a 5-foot-11, 227-pound frame, Long has had his size questioned more than once.

### **AP All-Big 12 Team Football**

"I'm going to give it to you straight — I've been hearing that since I've been playing football, and I've always came out on the upper end of that situation," Long said on a conference call Saturday. "So I feel like hearing that or going up against that, that gives me a little fire. So that's why I play bigger than what's on paper."

Titans coach Mike Vrabel said Long's size wasn't at all a deterrent, even citing Jayon Brown's frame — 6-foot, 226 pounds — as proof that you don't need to be huge to be a successful inside linebacker.

"The guy is an instinctive football player," Vrabel said of Long. "He loves football. He has proved to be a good special teams player. The size of linebackers has really diminished over the past 10 years. Most recently it is what is playing in college football. The more that offenses become spread out, the more that college defenses recruit athletic, quick, smaller backs. We are very comfortable with where we are with Jayon Brown and his

## **DAVID LONG JR.**

development as a linebacker. I would say that David would probably fit similar to Jayon's size. As long as you give the guy, the player, enough tools in his tool box to play with his skillset and then try to develop some other things around it, I think that is always something that we are trying to do."

### **Big 12 Defensive Player of the Year**

Long was the Big 12 Defensive Player of the Year as a junior this past season. He started all 12 games and led WVU with 111 tackles, 19 for loss, seven sacks, four pass breakups and forced one fumble.

"Just a really productive player," Titans general manager Jon Robinson said.

He was also prolific as an underclassman, racking up 141 tackles, 21 tackles for a loss and six sacks between his freshman and sophomore seasons.

### **Father was a heavyweight boxer**

Where'd Long get his toughness from?

"I would say how I was raised," Long said. "My mom and pops never took no bull from their kids. They always wanted us to be better than average."

David Long Sr. was a former pro boxer who went 15-5-2 as a heavyweight. He got in the ring with Deontay Wilder before being knocked out by the future world champ.

"I was around probably in his later years. I don't remember his prime," Long said. "I was probably a little baby still, but the fights I do remember, he was getting a little older. I definitely was around when he was roughing up a few guys."

Long said he considered boxing when he was younger, but "I just had more love for football and basketball," he said. "But that was my offseason training. I did a lot of that boxing because it's a lot of

work, full-body workouts and stuff."

###

## **TITANS LB DAVID LONG JR. PLANS TO BE MORE OF A VOCAL LEADER IN YEAR 4**

**BY JIM WYATT**  
**TENNESSEETITANS.COM**  
**JUNE 8, 2022**

NASHVILLE – Titans linebacker David Long Jr. likes to let his play speak for him.

And, over the past three seasons, he's made more noise each year in the NFL.

Heading into Year 4, Long wants to be more of a vocal leader as well.

"It's really not my nature," Long said. "As far as talking goes, I am more on the quiet side. But you can't be quiet on the field, especially as a linebacker, as a leader on the defense. So that's a step in my game I am trying to improve in, whether it's on the sideline talking to the rookies or on the field, knowing what everybody's job is and trying to communicate."

Being around for all of the team's offseason program – including all six OTAs so far – has allowed Long to establish himself even more.

It's one of the reasons he loves working out with the team during the voluntary offseason program.

"This time right here is where we build relationships, especially with the rookies or any new guys that we've picked up. This is the grind right here," Long said. "The rookies come in and learn what we're about. I'm here, and I've been here, so I can give the pointers that I have. Right now, it's about stacking the days and getting better each day."

Long has been stacking some good seasons since arriving with the Titans as a sixth-round draft pick out of West Virginia in the 2019 NFL Draft.

In 2021, Long finished third on the Titans with 75 tackles despite missing seven games.

## **DAVID LONG JR.**

It followed up his 2020 season when he played in 14 games, with five starts, and totaled 50 tackles. Long primarily played on special teams in 2019, but he earned the trust of the coaching staff to earn significant playing time in the team's three playoff games that season, including a start at Baltimore in the Divisional Round.

Now, Long wants to take the next step.

"I feel like I am still growing into the player I want to be," Long said. "I think I have gotten better every year since I've been here. ... I am more of a vet now in the room, so it was important for me to be here to show that I am grinding."

"Now I know a lot (more than I did as a young player). It's about fine-tuning the fundamentals, and what else I can involve in my craft, whether it's blitzes or whatever that might be. Finding ways to get better, or finding ways to rally my teammates to do the same thing."

A 5-foot-11, 227-pounder, Long said he's working on every part of his game.

In addition to wanting to communicate better, he wants to be a better in every facet of his game, from blitzing to tackling to covering to how he drops in coverage and more.

He has an answer for anyone who might sell him short.

"I've been hearing the undersized stuff since high school, but it never changed the way I played," Long said. "It really revved me up, as far as that dog mentality. It is like, 'I am going to show you how big, or how little, you think I am.' That is just being me."

###

## ROGER MCCREARY

### TENNESSEE TITANS ARE GUSHING ABOUT ROGER MCCREARY - AND I DON'T BLAME THEM

**BY GENTRY ESTES**  
**THE TENNESSEAN**  
**AUGUST 20, 2022**

Tennessee Titans receiver Kyle Philips has seen enough of cornerback Roger McCreary in training camp to use veteran words like “technician” and “physical” when asked about him. Heck, he even called him “great.”

“You wouldn’t guess he’s a rookie,” Philips said.

Fellow cornerback Caleb Farley used the “G” word, too, as in McCreary is “a great corner.” Farley marveled at McCreary’s quick feet.

You can tell coach Mike Vrabel respects McCreary, too. He has continued to praise the cornerback’s competitiveness and coachability, two terms of endearment for someone in Vrabel’s shoes.

“They may catch a couple on him,” Vrabel said, “but he’s going to keep competing.”

However the cornerback rotation shakes out for the Titans this season, it’s becoming a safer bet that McCreary is going to be part of it.

During Saturday’s preseason victory over the Tampa Bay Buccaneers, McCreary played multiple positions in the secondary, as has been the case in practices. He was a top-two cornerback opposite Kristian Fulton. Then when the Titans went to three DBs to match the offense, Farley came in to play the boundary and McCreary shifted to the slot.

Thus the Titans are trusting the former Auburn standout to learn two positions in a complicated defense in order to shift between them on a snap-by-snap basis.

Not bad for a rookie who hadn’t experienced NFL game action until Saturday.

“It is a little difficult,” said McCreary, who missed the Titans’ first preseason game with a minor injury. “It’s something different for me, but it’s something that I love. I love that I’m getting challenged. I love that this is new for me. This is great. Whatever position they want me to play, I’m there to help.”

Entering training camp, cornerback was one of the largest question marks on the Titans’ roster. While that is still the case, McCreary’s capable arrival has helped ease concerns – helping change the perception of a position group that is full of young talent.

The Titans worked up to that. They rebuilt their cornerback room the old-fashioned way – through the first two days of the draft. You’ve got a recent first-round pick in Farley, a recent second-rounder in Kristian Fulton and a recent third-rounder in Elijah Molden.

That trio was in place heading into this year’s draft, but general manager Jon Robinson added McCreary, using a high second-round pick that was a byproduct of the A.J. Brown trade. It’s still early, but early reviews ... well ... you saw them above. They’re great.

McCreary appears to have been a solid decision, even as he was a little bit of a leap of faith at the time.

For all the kind words about McCreary during an impressive first training camp in the NFL, you won’t hear him described as a prototypical cornerback for pro ball.

That’s because he’s not. He is 5-foot-11.

“‘He’s got short arms,’” said McCreary, repeating a line he has clearly heard before. “I’m sticky, though. I’ll be in situations, and I’ll be tight on my receivers. That’s exactly how I was in college. That’s exactly what I’m trying to do now in the league.”

McCreary hasn’t looked overwhelmed in the NFL. He hasn’t sounded overwhelmed.

And if you ask him, he’ll tell you that he hasn’t been overwhelmed by the transition from Auburn. Because the Tigers play in the SEC.

“I wouldn’t say it’s a huge leap,” McCreary said. “It’s really how the SEC is. It’s just a different mindset in the league now. ... In the league, everybody is great. How can you separate yourself? You really have to pay attention to small details in the league, because everybody is talented. It’s crazy.”

“I’m not scared,” he added. “I’m ready for the challenge no matter what.”

As Philips said, you wouldn’t guess he’s a rookie.

###



**NFL DRAFT 2022: WHAT  
AUBURN CORNERBACK  
ROGER MCCREARY  
BRINGS TO THE  
TENNESSEE TITANS**

**BY DAVID UBBEN**  
**THE ATHLETIC**  
**APRIL 29, 2022**

Roger McCreary had plenty of options when Auburn elected to move on from Gus Malzahn and hired Bryan Harsin to replace him.

McCreary could have moved on, too. He was a first-year starter who proved he could compete in college football's toughest conference. But he stayed. And he did a lot more than compete. He closed the season as an All-American.

Last season, opposing offenses targeted him 75 times but only completed 34 passes in 13 games against him, according to Pro Football Focus.

He arrived at Auburn as a three-star recruit, barely inside the top 1,000 prospects in the Class of 2018. He left Auburn as the player the Tigers turned to when they needed to lock down opposing receivers like Ja'Marr Chase, Devonta Smith and John Metchie III.

McCreary went from overlooked to indispensable. Auburn named him the team's defensive MVP after the season.

"I just wanted to prove everybody wrong. That was my mindset — just prove everybody wrong and dominate the No. 1 receiver," McCreary said. "That was my mindset the whole time with a chip on my shoulder."

Nobody will be overlooking him anymore.

McCreary allowed catches on just 45.3 percent of targets in 2021. Among the 147 cornerbacks who faced at least 50 targets last season, that was the eighth-lowest rate in the FBS. Opposing quarterbacks also had a passing efficiency of just 93.9

## ROGER MCCREARY

when targeting McCreary. That was the seventh-lowest mark in the FBS in 2021.

Dane Brugler on Roger McCreary (No. 7 cornerback, No. 55 overall prospect in The Beast)

McCreary lacks ideal length, but he is a quick-reaction athlete with the ball skills and competitive mentality to face off against NFL receivers. He offers inside/outside versatility and should compete for a starting role as an NFL rookie.

### Superlative

Don't test McCreary in man press coverage. No one is more disruptive. He's built to thrive in a scheme that will use him there most often. Last year, he forced 14 incompletions in press coverage. No other cornerback in the country had more than nine.

### Best moment

McCreary has one of the shortest sets of arms of any cornerback in this draft at 28-7/8", but he is able to overcome that. Check out this one:

### What you may have missed

He has a game weekend ritual that ended up becoming one of Auburn's pregame traditions. The night before every game, he eats a family recipe for baked beans topped with sugar. He even had some waiting for him at home after his pro day.

But it became so ingrained as his pregame custom that Auburn began serving that at every Friday night team meal before games. His teammate, Smoke Monday, managed to capture the ritual on film and posted it on TikTok.

###

# ELIJAH MOLDEN

## TITANS ROOKIE ELIJAH MOLDEN'S GOAL? PROVE HIS NFL VETERAN DAD'S HARD WORK PAID OFF

**TURRON DAVENPORT**  
**ESPN**

**JUNE 20, 2021**

NASHVILLE, Tenn. -- Elijah Molden was still in high school when then-University of Washington defensive coordinator Jimmy Lake started teaching him the Huskies' scheme. Lake received a call from Molden's mother, Christin, saying the young defensive back had sketched out pictures of the defense he had learned and covered his bedroom wall with them like posters.

"This guy means business," Lake thought to himself.

That's the impression Elijah, who was taken by the Tennessee Titans in the third round of the 2021 NFL draft, often leaves on those when talking about football. After all, playing cornerback is the family business. His father, Alex, was selected by the New Orleans Saints with the 11th pick in the 1996 draft and went on to play eight seasons with the San Diego Chargers and Detroit Lions.

"It wasn't like, 'You're going to get to the NFL or else.' But it was kind of just assumed that I would get here," Elijah said.

Elijah's path to the NFL was created in part by a great understanding of football passed along from his dad, who spent countless hours breaking down film and coaching his son from a young age.

### Growing up Molden

Elijah is the second oldest of Alex and Christin's eight children. Each of them was given a development plan. It started with gymnastics to learn balance. Then they transitioned to soccer to work on foot quickness and changing speeds.

After that, the Molden kids were allowed to play whatever they wanted -- not just football.

"Just because Daddy played doesn't mean you have to," Alex told his children. "But if you do, I got the playbook."

Elijah's love for football was sparked early when he was able to go into the Chargers' locker room with his dad. He got to hang out with greats such as running back LaDainian Tomlinson, linebacker Junior Seau and safety Rodney Harrison.

Watching his father run out of the tunnel before games to blaring hype music made Elijah want to follow in Alex's footsteps.

"There wasn't a day where I woke up and didn't want to be a football player," Elijah said.

He started asking detailed questions about football in the fourth grade. Alex wasn't surprised because he could see Elijah's passion and competitive spirit growing.

The next year, Alex and Christin allowed Elijah to play tackle football a year earlier than they had planned because Elijah needed that physical aspect of the game. His speed and strength stood out.

"I would get giddy," Alex said. "[Elijah] was using stiff-arms, blowing kids up. He was having so much fun. When he put on the pads, it was just like me when I played. It gave him so much freedom."

### Breaking down film with Dad

Elijah initially wanted to play running back because he loved Adrian Peterson. But Alex encouraged him to play defensive back once he got to the eighth grade, knowing he could begin to share his knowledge and experience.

"I had to approach him," Elijah said of Alex. "He'd never just show me. He was hands-off until I showed him I wanted to know."

Alex wanted his son to think like an eight-year NFL veteran rather than an eighth-grader. Unlike typical fans, the two didn't take in a football game in a few hours. Watching games turned into a four- or five-hour session.

"I would pause it after a big play and ask him if he knew why it happened," Alex said of their film study. "I'd explain to him what the DB's read was. You have to learn the reads and the keys. I would break things down like route patterns.

"When [opposing offenses] get to the 50-yard line, what are you thinking? I'm telling him, 'They're going to take their shot.' When you get 3-on-1, what are you thinking depending on what receiver is on the field side? They're trying to isolate. That really helped with football IQ, having him watch film and break down what the receiver or offensive coordinator was thinking. It's all about tendencies."

This is where the foundation of Elijah's football knowledge was built, which impressed the Titans in pre-draft interviews.

"I think he's been raised well. He was just really intelligent," GM Jon Robinson said after the Titans selected Elijah in the draft. "He knew about our football team. He had prepared for the interview by watching our football team. He spoke highly of how we played and the effort and the finish with which we play."

### How Elijah ended up in Lake's hands

Alex got to coach Elijah as his position coach at West Linn High School in Oregon. One of his proudest memories came when Elijah was only 14 and locked down an opposing team's wide receiver who had been offered a scholarship to Arizona. When Elijah was a freshman, he got his own scholarship offer from Oregon, his father's alma mater, after attending one of the school's football camps.

# ELIJAH MOLDEN

Other offers followed.

When he was a junior, Elijah was offered a chance to visit the University of Washington and watch spring ball on an unofficial visit. Alex didn't think the long drive to the Seattle area was worth it -- especially since the school was a Pac-12 rival of Oregon's. So Elijah and his mother took the three-hour drive without him.

They were blown away by the campus and the program, so they arranged another visit, with Alex this time. Everything changed for Alex after he met Lake. Suddenly, the idea of turning over the keys to Elijah's success to his alma mater's rival wasn't such a bad idea.

"[Lake] broke down film, and the attention to detail was on another level," Alex said. "Also, the success he had with defensive backs made me realize this was the perfect breeding ground. He coached in the NFL. That set off bells with me. Yeah, I would have loved for [Elijah] to be a Duck, but it was a perfect scenario for him to go there."

Lake, who coached defensive backs in the NFL for the Tampa Bay Buccaneers (2006-07, 2010-11) and Detroit (2008), sold them on Washington's track record with defensive backs, such as NFL first-rounders Kevin King and Desmond Trufant.

"There was already proof in how we developed those guys, how they moved on and were successful in the NFL," Lake said. "Alex knew a lot of the guys that I had coached in the NFL and those guys being All-Pros, one of which was a future Hall of Famer in Ronde Barber, so he respected the process."

Lake, who's now the head coach at Washington, said Elijah was one of his favorite recruits to watch on film. He loved Elijah's physical ability and leadership, noting how the team would "sway with however Elijah was playing."

Elijah's inquisitive side came out as well. He asked detailed questions

about the Huskies' techniques and scheme. Lake was impressed that Elijah wanted to know what everyone around him was doing in addition to what his own duties were.

"He prides himself on learning every detail of the defense," Lake said. "You could see that he was a football junkie. When you got him on the phone, you could tell that he had a passion for playing."

Another Molden's NFL journey begins

Elijah developed into a top NFL prospect, finishing with 153 tackles (seven for a loss), five interceptions, 19 passes defended and four forced fumbles in 36 games at Washington.

"With what I taught him and what Coach Lake taught him at UW, he was seeing things at a totally different rate of speed," Alex said.

NFL scouts saw Elijah as one of the best nickel defenders in the 2021 draft class.

ESPN NFL analyst Louis Riddick jokingly referred to Elijah as the "Jedi of the slot" because of how well he played the nickel position.

"It's Luke Skywalker-type stuff. He can see all of these things, but there's never any panic," Riddick said. "There's a lot of chaos around him, but he's in control. That to me signifies a guy who's really dialed in to the game at another level. He comes from great bloodlines, and that stuff transfers. He'll quickly adapt to the pro game."

Making it to the NFL was always Elijah's goal, but the rookie said he isn't satisfied. For him, it's time to make sure all of the hard work his father poured into him pays off.

Elijah's message to his dad for Father's Day shows how much all of the lessons mean to him.

"Thank you for letting me live out my dreams and always giving me advice, keeping things in perspective," Elijah said. "When I

step on the field, I can do what I do because of you, and when I'm off the field too. I appreciate that, and I love you!"

###

## **TITANS ROOKIE MOLDEN SEES DAD ON GAME FILM VS. TOM BRADY**

***BY STAFF REPORTS  
ASSOCIATED PRESS  
NOVEMBER 26, 2021***

Titans rookie cornerback Elijah Molden frequently talks to his father, Alex, a first-round pick by New Orleans in the 1996 draft, about football for advice.

When it comes to making a trip to a new stadium on the road like Gillette Stadium in Foxborough on Sunday, that's not the type of scouting information the rookie wants from his father.

"I mean, there's really only a handful of teams where he didn't play," Molden said.

His father played 98 games over seven seasons, the first five in New Orleans, two in San Diego and two games his final season with Detroit. His son did notice his father playing against the Patriots on TV recently.

"I think we were watching, you know, Tom Brady's new documentary, and I saw 25 for the Chargers on that," the rookie cornerback said. "They were getting torched. But yeah, I think that he's played almost everywhere."

Elijah Molden, the 100th pick overall in April out of Washington, has started four of his 11 games this season. He also has a pick-6 in Tennessee's win over Indianapolis.

###

# CHIG OKONKWO

## **CHIG OKONKWO'S CREW: TITANS REMIND HIM OF HOME, REFLECT NFL'S AFRICA PUSH**

**BY JOE REXRODE**  
**THE ATHLETIC**  
**AUGUST 22, 2022**

Titans rookie tight end Chigoziem Okonkwo got the football bug in second grade, his first year of playing and the first year he realized he could make some money off it.

So obsessed was young Okonkwo with the sport that he made sure it was on any TV he was around in his hometown of Powder Springs, Ga. He read whatever he could read, memorized every stat, every player, every bit of analysis he could find. He so impressed his classmates at the lunch table that he started charging them \$1 apiece — or an ice cream cup, their choice — for his commentary. They paid it, until the principal found out, halted the operation and called Okonkwo's parents.

"I told (the principal) it would never happen again," Okonkwo's mother, Isioma, recalled of a conversation from 15 years ago. "But I was so proud of that boy. He came home and thought he was in trouble, but I said, 'That's a very, very good thought, that is our culture, and maybe some time in the future you can bring that out. For now, allow your friends to come listen to you talk about the football for free.'"

Entrepreneurship is a staple of the Igbo people of Nigeria, Isioma said, and that's the first thing that came to mind for her and her husband, Charlton, when they heard of their youngest child's exploits. Nigerian culture is something they talked about throughout the raising of Okonkwo and his two older sisters. It is something Okonkwo became more aware of at 15 when his father tragically passed away of a heart attack while out to dinner with his mother. And it is something he celebrates daily now.

Saturday, a night that saw Okonkwo catch a touchdown pass from Malik Willis in a 13-3 preseason win over Tampa Bay at Nissan Stadium, could be the last time a group of Titans who have bonded over their shared heritage are all in uniform together. Tuesday is another roster cut day, to get it down to 80. The Titans waived four players Monday, so one more must go. Okonkwo and four Nigerian teammates have very different stories and football trajectories.

Okonkwo, a promising fourth-round tight end out of Maryland, will be on the team and potentially a handy addition to the passing game. Ola Adeniyi, born in Nigeria, raised mostly in Houston and a Nashville revelation last season, should again provide quality outside linebacker depth. David Anenih, born in Dallas to parents who had recently moved from Nigeria, has been a pass-rushing standout in two preseason games, and the rookie looks like a practice squad candidate at least. Rookie tight end Thomas Odukoya, born in Amsterdam to a Dutch mother and Nigerian father, can occupy that practice squad without costing the Titans a spot — that's the advantage of the NFL's International Player Pathway program, which got Odukoya to Nashville.

"But I feel like I've got to come out every day and prove I deserve that spot," said the 6-foot-6, 253-pound Odukoya, who dominated club football in the Netherlands, sent highlight tapes to coaches all over the United States, played for two junior colleges and finally found success at Eastern Michigan.

The guy to watch Tuesday is defensive tackle Sam Okuayinonu. "Sam O.," as they call him around Titans camp, is a popular figure around the team. He's close with Okonkwo, his Maryland teammate, and that relationship is part of why Okuayinonu signed with the Titans after going undrafted. He was a captain at Maryland and he's doing all he can to add his name to an NFL trend and pursuit — the league is pouring resources into outreach

efforts in Africa. Last season it reported more than 100 players on active rosters who were either born in Africa or whose parents were born in Africa.

Okuayinonu also is quite undersized for an NFL defensive tackle at 6-1, 269, and based on his opportunities and play in camp he's an active roster long shot, a practice squad hopeful and a Tuesday cut candidate. Ask Okonkwo about Okuayinonu and he'll tell you he's "an inspiration to me" and someone who shouldn't be underestimated. He's certainly been through more than most, seeing things as a young child that no one should have to see.

Born in Monrovia, Liberia, to a Liberian mother and Nigerian father, Okuayinonu was raised there by his mother, Clara, and was attending her college graduation party as a 5-year-old in 2003 when gunfire turned the celebration into chaos. The Second Liberian Civil War, which had been raging since 1999, had reached the doorstep of Monrovia. He ended up separated from his mother, fleeing with his aunt and cousin.

"The gunfire was so heavy, we couldn't turn around," said Okuayinonu, who ended up south of a primary bridge near the city, hiding in an uncle's house, protected from becoming a child soldier but not from seeing dead bodies floating in the water or starving people resorting to cannibalism.

He found out his mother was still alive when her first shipment of food — delivered by clandestine kayak — arrived. They could not speak or communicate for months, until the August 2003 ceasefire resulted in the reopening of the bridge and thousands of people streaming across to find their loved ones. That's a memory seared into Okuayinonu's brain.

"An incredible moment, a blessing," he said. "My mom's my everything. I got to reunite with her, and a lot of kids didn't get that privilege."



## CHIG OKONKWO

They moved together a few years later to Lowell, Mass., where some of their family members had already relocated. That's where he fell in love with American football. That's how it usually goes for kids from other parts of the world with a sport that dominates American culture but does not have the global pull of sports such as soccer or basketball, and that's what the NFL wants to change. That's how it went for Chic Ejiasi, too.

Ejiasi was born in Houston to parents who had recently emigrated from Nigeria. The family moved a few years later to Iowa, where Ejiasi's parents worked as nurses and he became an Iowa Hawkeyes enthusiast. He eventually walked on to Kirk Ferentz's program, lettering all four seasons as a defensive back and contributing to Big Ten championship teams in 2002 and 2004. He graduated with a health and sports studies degree in 2005, tried coaching briefly but ultimately returned as the program's first director of player development — helping players transition from high school to college, helping them excel in college, helping them find internships and employment.

The Titans hired him away from Iowa in 2016 to be their director of player engagement. He has been with the franchise since and he and his wife, Ellie, have a 2-year-old son named Obi — officially Miles Obioma, Obioma translating to "kind hearted." Ejiasi's job is much the same, helping Titans transition to this life. He loves serving and seeing young professionals benefit from and give to their community. He might be having as much fun during this preseason camp as he's had in this job.

"Taking over the league," Ejiasi said with a smile of the increase of African players in the league and with the Titans, which has meant in recent weeks a lot of sharing of stories, conversations about culture and even discovering others on the team with African heritage — such as receiver Nick Westbrook-Ikhine and safety Josh Kalu.

"It's like we kind of all have that understanding of how we grew up," Ejiasi said, and they all have strong feelings on how that culture led them here.

Ejiasi: "For me it was, we were very academically focused in our family. All about giving our best and trying and being the best we could be, especially academically."

Anenih: "I would say it's a pretty big difference from American culture. In terms of how to live, maturity. Like my parents, they've done a really good job of teaching me how to live and good habits to have. ... Respect. Respect for your elders, that's probably the biggest thing I would say."

Adeniyi: "We see our elderly, we respect them. We respect everybody we come around. Coaches, custodians, cafeteria ladies. That's what it is."

Okuayinonu: "To me it's like there's a little bit more pressure to go harder, knowing the sacrifices my mom made to make this possible for me."

Odukoya: "Obviously there's the genetic component of being big and strong, and I'm proud of that, but I also think Nigerians are known for their hard work and work ethic, which you need in the NFL. That shared culture, we definitely take pride in that."

Okonkwo: "Relentless hard work. That's the only way you're going to get anything in life."

Okonkwo also realized he had misperceptions of Nigeria until he visited for the first time. This was in 2017, three years after the tragic passing of his father, to visit extended family and celebrate the life of his father with them.

"People obviously have a negative perception of Africa. They think it's like dirt, everything is poor. That's not the case. It's literally like anywhere else," Okonkwo said. "If you see my uncles' houses over there, they're bigger than multi-

million dollar houses here. That's a big thing I took away, the perception and reality. Everything isn't dirt and poverty."

Okonkwo would like to go back soon to get involved in outreach efforts, NFL-devised or otherwise. Adeniyi is committed to doing so next offseason, as part of NFL Africa. Former Giants star defensive end Osi Umenyiora, who was born in London to Nigerian parents, brought the idea to NFL commissioner Roger Goodell years ago and led in June in Ghana an event called NFL Africa: The Touchdown.

It included a combine-like development camp, a flag football clinic and fan events. The idea is to find and develop talent but also to increase international exposure to the game. The Philadelphia Eagles, for example, are marketing in Ghana as part of an effort to create regional fandom for various teams in different parts of the continent. This had to make business sense for the league to happen. The NFL reports 85 foreign-born players took at least one snap in the 2021 season — compared with 62 in 2014 — and that Nigeria, Canada and Australia are driving the growth.

But for Umenyiora and others with African roots who took part and will continue to take part, it's personal and about providing opportunities. The NFL isn't the only pathway for football to change a life. College football can open many more doors for kids with ability. Foreign-born FBS players more than doubled from 2014 to 2020, from 162 to 325. Roman Oben, the NFL's vice president of football development and the first Cameroon-born player drafted into the NFL, said he got emotional on the trip to Ghana.

"The school kids, the genuine passion and excitement they had, the appreciation, it takes you back," said Oben, a 12-year offensive tackle who won a Super Bowl with the Bucs. "It makes you think about where you came from."

## CHIG OKONKWO

And sometimes that's best explained with a story. Second-grade Okonkwo was surprised that day he came home from school and his parents weren't mad about his entrepreneurial efforts. A couple years later, he came home proudly showing them a 93 he got on a math test.

"A 93?" Isioma Okonkwo said to her son. "Did somebody get 100? Why weren't you the one who got 100?"

###

# NICHOLAS PETIT-FRERE

## NICHOLAS PETIT-FRERE'S BETTER PUNCH A KEY TO HIS PROGRESS FOR TITANS

**BY PAUL KUHARSKY**  
**PAULKUHARSKY.COM**  
**AUGUST 8, 2022**

NASHVILLE, Tenn. – When the Titans landed third-round target Nicholas Petit-Frere on schedule, 69th overall, the reviews said he came into the league with great feet but in need of work on his hands.

Petit FrereThe well-spoken, 6-foot-5, 319-pound offensive tackle has made great gains in that department. He's now three practices into his turn as the starting right tackle after watching 2021 second-rounder Dillon Radunz start off at the front of the line.

NPF got off to a rousing start Friday in a 2-minute drill, handling Harold Landry a few times and DeMarcus Walker in another chance in very physical fashion.

He said he's made a great deal of progress with his hands since he arrived in Nashville.

"That's something that coach (Mike) Vrabel and coach (Keith) Carter have talked about, that we need to have great violence in our punches, that's what we teach here," Petit-Frere said. "So that's something I don't just work on on the field, I work on that off the field and in the weight room as well. Hopefully, that's been paying off, hopefully that's been showing and I can keep improving."

Inside, Petit-Frere and plenty of players work on The Difference.

"While coaching at Ohio State, you only got to work with the guys so much with whatever the rules were back in 2010 or 2011," Vrabel said. "So, we tried to come up with something – Anthony Schlegel came up with something that you could put on a weight room rack for blow delivery. It's been a product

that we've used since he came up with it.

"We talked about trying to put something together and he's really made it a passion to try to promote that. We think it's important. It's just an apparatus they can use in a weight room with a pad and a spring-loaded device that allows players to punch, use their hands, make sure that they're inside, and that they're tight."

"We work on our strikes and punches and it shows us how good our speed and accuracy are," Petit-Frere said. "Outside I do the same thing, work on punches, the speed and accuracy of them, try to get to my landmarks and things like that."

Carter has been pleased with his rookie's progress.

Taylor Lewan has been complimentary of the team's newest tackle, pointing to the Dustin Hoffman character "Rainman" as a reference point.

"He's super intellectual, he does kind of give off that vibe," Lewan said. "Smart, he keeps to himself, he asks good questions, he knows the playbook pretty well for a rookie. From a maturity standpoint, he seems much more developed than I was at that point, but the same goes for Dillon."

While NPF has flipped with Radunz at right tackle, Aaron Brewer remains in place as the starter at left guard, where Jamarco Jones was slated to be his top competition.

One running theory among media watching practice is that perhaps if Petit-Frere can pull away and the Titans think Radunz may be one of their best five linemen, he can be moved into a left guard competition with Brewer.

The team has been awfully high on Brewer, however. So we'll see. There are three games and still over a month before the season opener. I won't dismiss any possibility yet.

"It's about getting as many reps as you can, as many competitive reps as you can, because that's when you build great habits," Petit-Frere said.

As for the Rainman reference... NFP said he'd never watched the movie so he wouldn't say anything to it but that he might queue it up and get back to us.

"Every single one of us is intellectual, there is a reason why we are here," he said. "There is a reason why Vrabel thought we'd be great people here, great players. You need to be smart to be on this offensive line, You also need to be violent and physical."

###

## KYLE PHILIPS

### HOW TITANS ROOKIE WR EARNED THE NICKNAME 'THE PROFESSOR'

**BY MICHAEL GALLAGHER**  
**THE NASHVILLE POST**  
**AUGUST 15, 2022**

Thirteen practices into his rookie season, and Tennessee Titans receiver Kyle Philips has already earned a reputation for being deceptively difficult to cover.

But Philips' uncanny ability to seemingly always have the right answer during team meetings has also earned him a nickname from the Titans coaching staff.

"He's a bit of a know-it-all, but that's why I call him 'The Professor' because there's nothing he doesn't know," Titans wide receivers coach Rob Moore said on Monday. "His passion for the game shows up a lot. When you talk to him about it, he really does have a good mind for the game. You can make adjustments [for him] in a quick moment, and he can adjust to it."

Added Philips: "It definitely makes me feel good. But it also puts a little bit of a target on my back. He'll throw some trick questions out there to try and catch me. When he does, he doesn't let me live it down. So, it goes both ways."

From terminology to route running, Philips spends most of his free time breaking down film — of himself, of his teammates and of any receiver who happens to have a highlight reel on YouTube.

"I started [studying receivers] in middle school," Philips admitted, adding he will watch a video on YouTube and say to himself, "I want to try and add that to my game."

Although Tennessee's WR group is relatively young and inexperienced, Robert Woods notwithstanding, Philips disclosed there is plenty to learn from the group of fellow pass catchers.

The Titans have a solid mix of physical, speed and possession receivers. That eclectic mix of size, quickness, strength, route running and elusiveness is what Philips credits for helping him round out his skillset.

"I study every receiver I can," Philips said. "Just being out here, I'd say [I study] a lot of Robert Woods, Mason Kinsey and Nick Westbrook-Ikhine. I like to take an aspect of every little bit of their game — with Robert just how good he is with his hands, Nick his releases, and Mason just how explosive he is in and out of his cuts."

###

## KYLE PHILIPS

### PHILIPS FITS IN, STANDS OUT AS SLOT RECEIVER

BY JOHN GLENNON

SI.COM

AUGUST 19, 2022

NASHVILLE – It was over in the blink of an eye.

In a one-on-one drill that started at the 5-yard line, Tennessee Titans slot receiver Kyle Philips faked right and cut left. With Tampa Bay safety Logan Ryan on his back in coverage, Philips then executed a two-step, 180-degree turn. The quickness of the move left Ryan sliding to the turf as he tried to mirror, leaving Philips wide open for a touchdown catch.

It's never wise to make too much of one practice moment. One-on-one drills, after all, do favor the receivers. In addition, the 31-year-old Ryan is entering his 10th season in the league.

Still, Philips' wicked reverse pivot against Ryan was just one of many highlight moments for the 2022 fifth-round draft pick in Thursday's practice against the Tampa Bay Buccaneers.

He was especially noticeable during the one-on-one and two-on-two sessions in the red zone, consistently finding ways to get open – despite the limited space available when plays began at the 5-yard line.

"I feel like that's Kyle's game," Titans wide receiver Robert Woods said. "He wants to have you close, work in tight spaces. He's real shifty and quick. I think almost like the less space for Kyle, the better it is."

Philips stood out in one of the two-minute drills as well.

Quarterback Ryan Tannehill targeted the former UCLA standout with three straight passes. The first was complete near the right sideline and the second at the left sideline – the latter pass stopping the clock with 24 seconds remaining. On the following play, Tannehill went

deeper downfield to Philips, who failed to make a contested catch.

Coach Mike Vrabel was impressed enough by Philips' ability to get open that he offered some unique praise.

"He's quick, man," Vrabel said. "He goes rabbit hunting with a hammer. He certainly just is able to get in and out of cuts, man coverage. (Tannehill) trusts him. He's able to change speeds and then put his foot in the ground and redirect."

Philips could help fill a big hole in the Titans' offense if he is able to produce early this year.

The Titans parted ways with their two most targeted slot receivers from the 2021 season. A.J. Brown caught 27-of-42 passes when lined up in the slot, for 317 yards and a touchdown, per Pro Football Focus. Chester Rogers caught 27-of-36 passes when lined up in the slot, for 246 yards and a touchdown.

Nick Westbrook-Ikhine was very efficient working from the slot last season, catching 20-of-26 targets for 266 yards and a touchdown.

Both Westbrook-Ikhine and Woods can play that spot, but both are more likely to line up outside – especially if it takes a while for rookie receiver Treyton Burks to be fully incorporated into the offense.

Hence the opportunity for Philips.

What's his secret for consistently getting open, especially in tight quarters? Philips was quick Thursday to credit those around him.

"I would say I have a lot of good teammates," Philips said. "Our players work together in order for me to get open. Other receivers have to do their job, and they couldn't have executed more perfectly. So I mean, really, they got me open. It wasn't too much of me."

Still, Philips acknowledged the challenge of creating separation near the goal line – and the importance of doing it when the quarterback is ready to throw.

"There's not a whole lot of space, so you've just got to be physical," Philips said. "And it's all about timing with your quarterback. You've got to get open at the right time. You can't get open early because next thing you know, that hole kind of closes up."

###



# DILLON RADUNZ

## TITANS DRAFT PICK DILLON RADUNZ FINDS MOTIVATION IN MEMORIES OF LATE FATHER, FOOTBALL COACH

**BY JOHN GLENNON**  
**BROADWAY SPORTS**  
**MEDIA**  
**MAY 26, 2021**

The tears began to flow within seconds of the Titans' call to Dillon Radunz on draft night.

In that sense, it mirrored the experience of top NFL prospects and their families all across the country, where pent-up joy and relief poured out when the big moment arrived.

But mixed in with the elation at the Radunz household in Becker, Minn., was also a sadness, an understanding there was a hole in the family gathering. This was not new, of course, as Jeff Radunz – Dillon's father – had died following a battle with alcoholism more than a decade ago.

Still, how could his presence not be felt at a time like this?

It was Jeff Radunz, a former college player himself, who moved the family to Becker when his kids were young, in large part because he wanted his boys – Dillon and younger brother Nick – to grow up in a strong, tight-knit football community.

It was Jeff Radunz who coached Dillon's sixth-grade football team, a video of Jeff beaming following his son's big pancake block still a part of family legend.

And of course, it was Jeff Radunz whose death inspired the tattoos on Dillon's right arm, a pair of angel wings to represent his father, along with the serenity prayer commonly associated with Alcoholics Anonymous.

So, yes, the announcement that Dillon Radunz had taken a giant step

forward in his football career – chosen in the second round by the Titans with the 53rd overall pick – broke the tenuous hold the family had managed to keep on its feelings.

"There were tears across the board for everybody," said Dillon's mother, Kathy Radunz, her voice breaking as she recalled the moment. "Dillon and his brother have formed a bond since their dad died that is literally unbreakable. So to watch those two crying and talking about their dad within moments of receiving the phone call was just, uh, it was really hard. It was really hard.

"But Dillon always said his dad has the best seat in the house now. He gets to watch everything."

I'll make you proud

The relationship the family – which also includes Dillon's older sister, Danielle — shared with Jeff Radunz was a complicated one, as is almost always the case when dealing with those suffering from addiction.

He was always a big supporter of the kids and their athletic endeavors, but Radunz said his late father was an alcoholic "as far back as I can remember." What might have made matters even more challenging is that Radunz described Jeff as "a functional alcoholic," meaning the outside world didn't often see the symptoms his family did.

"We still did everything together and all that kind of stuff," Radunz said. "So it wasn't too crippling. He did go to rehab a few times."

Kathy Radunz, however, said the situation was especially stressful on her kids at a young age, as the family tried to support Jeff – living through a lot of emotional ups and downs. She noted that Dillon was old enough to understand the significance of the problem.

"There's not a lot of gray area with Dillon," Kathy Radunz said. "If he believes something's right, it's right, and if he believes


something's wrong, it's wrong. Not to say he can't change his mind.

"But with his father, it was like, 'This is not right. This is not how you should be doing this. This is not what a father should be doing.' So that caused some struggles."

Kathy Radunz is thankful, though, that through some frank and difficult conversations, father and oldest son better understood one another before Jeff's death.

"They were able to talk about it and really work through some things," Kathy Radunz said. "I thank the Lord every single day for that. But it was tough."

Jeff Radunz passed on Aug. 10, 2010, the cause of death "an alcohol-related injury" that didn't involve a car crash, per the family. One month later, 12 year-old Dillon signed the online guestbook next to his father's obituary:

"Thank you for the gifts u gave  
 I'll make u proud."

Imagining him there helping me

The loss of a parent at a young age can send a child spinning in all kinds of directions, but Kathy Radunz was determined not to let Dillon falter.

As the oldest son, he felt he should in some ways take on his father's role, serving as a source of strength and protection for the family. Kathy Radunz kept it simple for her seventh-grader, telling Dillon just to focus on maintaining his good grades and competing in three sports – football, basketball and track.

"I hope I did a good job of making sure he knew he didn't have to take on that role," Kathy Radunz said, "and allowed him to – after a while – just be a kid again."

Added Dillon: "She was kind of the rock to it all ... So as a kid, I was kind of like, I'm just going to try to have fun and try to see where I can go with this, use it as a motivation

# DILLON RADUNZ

tool instead of something to bring me down.”

It wouldn’t be long before other father figures stepped up to help the young Radunz.

One was Jeff Radunz’s brother, Uncle Mike to Dillon. Another was Dillon’s Becker High math teacher, who also happened to coach him in basketball and track. A third was legendary Becker football coach Dwight Lundeen, who’s earned a reputation of churning out quality young men as well as title after title during his 53-year tenure.

Lundeen found himself equally impressed with the emotional make-up and the tremendous athleticism of Radunz, who started on both sides of the ball – a 6-6, 270-pound offensive tackle and defensive end – on back-to-back state championship teams during his junior and senior seasons.

“It was a situation where he could have been angry at the world and frustrated with taking on so much responsibility so early,” Lundeen said. “But he was just a very mature young man. He was very grounded in his family. He balanced his academics and his life extremely well, stayed on top of everything.”

It was also clear to Lundeen that Radunz’s late father was still very much on the son’s mind, an invisible presence Dillon sought to please.

“There’s no doubt it was difficult for a young man not to have that father image there,” Lundeen said. “But he would always say, ‘Dad is watching.’ We said, ‘You bet he is. He was a great Becker football fan.’ He just felt like he was honoring his father, and I think that helped him to focus and to play well.”

It was in Radunz’s sophomore season that he first taped a picture of his father inside his football helmet. Somehow the image stayed intact for three years, defeating the forces of sweat and weather.

Radunz also began a pre-game ritual he’s continued ever since,

taking a knee – and a moment to himself – to connect with Jeff.

“I just try to picture him up in the stands,” Radunz said. “I’ve got an old video of him coaching me. So I’m just imagining him being able to be there helping me. It’s just something that reminds me of my roots, where I came from.”

## Helping people with addictions

Radunz’s football career at North Dakota State didn’t gain immediate traction, as he took a redshirt year in 2016 and then tore his ACL just 15 snaps into the 2017 season.

The unfortunate circumstances did allow Radunz more time to spend on his academics, a significant silver lining since he had chosen a challenging path of studies: Industrial engineering and management.

About a year-and-a-half into that major, Radunz considered switching to Psychology, telling his mother he wanted “to be able to help people who’ve gone through stuff like we’ve gone through.” Radunz ultimately stuck with his first choice, but the urge to use his own personal experiences to benefit others remained a strong one.

In fact, Radunz recently helped initiate a \$1,000-per-year scholarship fund at Becker High, the only requirement that entrants would be limited to students who’d lost a parent or guardian – as he lost his father to alcoholism.

“That’s something I’m super passionate about – just helping people with addictions, being able to talk to people through it,” Radunz said. “Because I grew up with it.”

Once Radunz eventually got on the field, meanwhile, he quickly made an impact at North Dakota State, whether it was protecting quarterback Trey Lance – the third overall pick of the 2021 draft – or blocking for a Bison running game that totaled a school-record 4,601 yards in 2019. North Dakota State won three straight Football

Championship Subdivision championships from 2017-19.

And despite Radunz’s lesser-known FCS profile, he was the first player extended an invite to play in the 2021 Senior Bowl.

“One of the mottos at North Dakota State is ‘Raise to Maturity,’ and I think Dillon had that maturity as a young kid,” said Vanderbilt offensive line coach A.J. Blazek, who held the same position at North Dakota State during Dillon’s last two seasons.

“He does talk about his dad. That’s a driving force for him. He knows that’s a motivator. It’s really important to make his dad proud in what he does.”

## Remembering my dad

Only three days after playing in North Dakota State’s only football game last year – the Bison’s season cut short by COVID-19 – Radunz packed a suitcase or two and flew to California, where he spent months training under former NFL Pro Bowl tackle Joe Staley.

Preparing for the Senior Bowl was especially important for a prospect like Radunz, who had to show NFL scouts – as well as himself – he had what it took to compete with high-level players from Football Bowl Subdivision powers.

“We’re all human, so, yeah, there was some nervousness there, especially when people tell you constantly, repeatedly that you’re not from that level so it’s going to be a change,” Radunz said. “But I knew there was a plan in place. I knew I had enough confidence in my game to just go out there and do what I did.”

Things couldn’t have gone much better for Radunz, who was named the Senior Bowl’s practice player of the week. He not only led his National team to victory in the game, but celebrated by dumping a water container – full of Reese’s peanut-butter cups – on Miami

# DILLON RADUNZ

Dolphins coach Brian Flores afterward.

Radunz's performance in Mobile, Ala., sealed his value in the eyes of NFL teams like the Titans, setting the stage for the NFL Draft.

On night two of the big event, Radunz gathered family and friends in Becker, awaiting the phone call that would change his life. Among those present of course was Uncle Mike, the man who'd done so much to fill the void in Radunz's life over the years. In Jeff Radunz's absence, it was Uncle Mike who often served as Radunz's coach, took him hunting, taught him the lessons he needed to learn.

So it didn't take long after announcing his destination that Radunz turned to his Uncle Mike, the two reveling in the news – wishing Jeff Radunz was there to enjoy it with them, but confident he was still somewhere watching with a smile.

“Between us, we hugged it out,” Radunz said. “(My uncle) was crying, and he's not normally a guy who cries a lot. So it was just a special moment that we shared together.

“We were remembering my dad – and his brother. Just being able to share that was an awesome thing.”

###

## JEFFERY SIMMONS

### **IT'S BIGGER THAN FOOTBALL': TITANS' JEFFERY SIMMONS SPENDS WEEK GIVING BACK IN MISSISSIPPI**

**BY STEFAN KRAJISNIK  
THE TENNESSEAN -  
MISSISSIPPI CLARION  
LEDGER  
JULY 9, 2022**

STARKVILLE – Before he was an All-Pro and All-SEC defensive tackle, Tennessee Titans star Jeffery Simmons was a manager for his high school football team.

Simmons was in middle school but served as a varsity football manager when he walked through the weight room at Noxubee County High School and saw the rusty weights and bent bars.

It's a sight that stuck with him, particularly as he saw opponents such as West Point with better equipment to help build a "winning culture."

So Simmons made a promise. He wasn't a 6-foot-4, 300-pound menace yet, but his potential had always been apparent as a five-star prospect. Once he made it to the NFL, Simmons said, he'd ensure future Noxubee County athletes had access to better equipment.

The former Mississippi State standout fulfilled the promise Thursday as he stood outside newly named and renovated Jeffery B. Simmons Field House. The only thing more eye-popping than the shiny oversized scissors used in the ribbon cutting was his neon yellow shorts suit.

"I cannot really show my appreciation for Noxubee County enough," Simmons said.

Simmons' time in high school wasn't always as successful as his football career. As a senior in 2016, he was found guilty of malicious mischief and pleaded no contest to a simple assault charge. It came after he was helping break up a fight

between his sister and another woman. Simmons was shown on video striking the woman before walking away.

Simmons said the donations and work he does for his high school are not an attempt to cover up for what happened.

"I moved on from all that," Simmons said. "I don't even talk about it anymore. I don't live in the past. My thing is, what I'm doing now is to make sure my name, my brand — the Jeffery Simmons brand — will leave a legacy not just for me but for my kids and their future.

"That's my biggest thing. I have nephews, nieces. What can I do to make sure they're good in their future and make sure they don't have to live off that — live off something that happened 20 years ago, 30 years ago."

NCHS athletics director Karen Dixon — who has known Simmons since he was in her fourth-grade class — says once the school was informed of Simmons' plan with the weight room, it was their idea to name the field house after him.

The unveiling in Macon, Mississippi, was only the start of an eventful week back home for Simmons. He made the short trek Friday to Starkville, where he signed a \$75,000 check for Starkville Parks and Recreation toward a new turf field at the Starkville Sportsplex.

The field was also named in his honor and was used through the weekend for his third annual youth camp.

"It's bigger than football," Simmons said Saturday. "It's not all about just these young kids seeing us play on Thursdays, Monday nights and Sundays. These kids matter. The town of Starkville matters. The town of Macon matters."

Tennessee Titans defensive lineman Jeffery Simmons reacts after a play in the first half against the

Cincinnati Bengals at Nissan Stadium.

Simmons was joined at his camp by NFL players Elgton Jenkins, Tyre Phillips, J.T. Gray and Gerri Green, among others. The group remains tight-knit as their careers have shifted away from Mississippi, and Simmons says there is never hesitation when they ask each other to help with events such as youth camps.

Mississippi State quarterback Will Rogers also received an invitation from Simmons. He remembers the angst of being a kid at a youth camp with successful football players around. Now he notes the commitment that comes with being on the adult side.

"They're pros, for sure," Rogers said. "The way they conduct themselves — not only on the field but also coming back and doing things like this for the community. Helping people that don't have as much ... It's humbling to see and definitely something I'm going to learn from."

###

# JEFFERY SIMMONS

## SIMMONS GOES HOME TO GIVE BACK

**BY MICHAEL HOGAN**  
**SI.COM**  
**MARCH 2, 2021**

Much like everybody else, a rare burst of winter weather that put a vast majority of southern states on pause two weeks ago took Jeffery Simmons by surprise.

Snowy and icy storms created much work remained for first responders, electric workers and others. In Noxubee County, Mississippi, where the Tennessee Titans defensive tackle starred in high school, those essential employees worked long days to restore services to the communities impacted.

Simmons, who has been doing offseason training in Dallas, Texas, did not hesitate to return to an area that still means so much to him. Last Friday at the Noxubee County Civic Center in Macon, Simmons provided meals and signed T-shirts to law enforcement and electric workers.

"I'm just grateful to be in a position to be able to show my appreciation to these guys," Simmons told The Dispatch, a newspaper that serves Starkville and Columbus, Mississippi, areas. "...Their job's as important as anybody else's job. I just wanted these guys to see that and feel that I really appreciate them and care about them and the job they're doing."

A first-round pick by the Titans in the 2019, Simmons said he still has two aunts who live in the Macon area. Their power, however, remained throughout the storms. Just because he has family in the area, though, is not why he returned.

Simmons wanted to show community members that no matter how much fame he achieves, he will always remember where he came from. That mission was accomplished.

Jaron Andrews, an electric worker in the Noxubee area, brought his 17-

year-old daughter, Anna Beth, to Simmons' event. The two became fans during Simmons' three-year career at Mississippi State University. His presence and generosity so clearly had a positive impact on them and many others.

"It's good to see somebody come in here and re-invest their time in the community," Jaron Andrews told the paper. "I like to see that as a parent of children who are growing up in the community."

Now a leader on the Titans' defense and in the locker room overall, Simmons has played 24 games with 22 starts over the course of his two seasons with the Titans. He has registered five sacks, 81 tackles, seven tackles for a loss of yards and three fumble recoveries in all.

Many things, though, are bigger than football.

"I take pride in doing this. I take pride in just being able to show people that I don't have a 'hot head' as people say," Simmons said. "I just want to show people that no matter how far in life I go, I'm always going to remember Noxubee County. I'm always going to give back."

###



## **SIMMONS 'ADDICTED' TO DISRUPTIVE PLAYS**

**BY DAVID BOCLAIR**

**SI.COM**

**NOVEMBER 11, 2021**

NASHVILLE – As rave reviews poured in for his performance in Sunday's game against the Los Angeles Rams, Jeffery Simmons spoke to an uncle who asked a question.

"Are you addicted or are you hungover," Simmons recalled Thursday.

The point of the query was clear. Either his play in Week 9 was a one-time thing that is not likely to be repeated often or it raised the standard for what is expected of the Tennessee Titans' third-year defensive lineman. And make no mistake, much already was expected of a player selected in the first-round of the 2019 NFL Draft who made an impact in the first game he played.

With a career-high three sacks and four quarterback pressures Sunday, Simmons played arguably the best game of his NFL career to date. He became the first Tennessee player since 2008 with at least three sacks in a game, and he got them all in the first half, when Tennessee built a 21-3 lead. He also forced an interception when he nearly sacked Rams quarterback Matthew Stafford near the goal line.

The 6-foot-4, 305-pound defensive tackle did all of that in a prime-time contest against a team many analysts considered the league's best through the first eight weeks of the season. And he did it as Tennessee's offense adjusted to the fact that it did not – and will not for some time – have its best player, running back Derrick Henry. Tennessee ultimately dispatched Los Angeles 28-16.

"(Simmons) will always raise the standards or expectations," coach Mike Vrabel said Monday. "He is such a great guy to be around. Love seeing him every morning. We would miss him if we came to work,

## **JEFFERY SIMMONS**

and he wasn't here one day. Just his attitude, his demeanor, his leadership and obviously the production."

Simmons currently leads the Titans with 40 quarterback pressures, is second with five and a half sacks and is third with 11 quarterback hits. He already has set personal single-season bests for sacks, quarterback pressures and tackles for loss (seven). He also is on pace a career-high in tackles.

Only three other interior defensive linemen across the NFL have more than five sacks.

"You see the technique and things, like it's visible, it's on film," defensive coordinator Shane Bowen said. "Showing him, 'Dude, you're tough to handle. If you play with technique, it's going to be hard for anyone to block you.' It's just continuing to build that consistency with the technique play in and play out.

"He can go without technique, and he survives, and he finds ways."

That was apparent right from the start.

The Titans, of course, famously selected Simmons with the 19th overall pick in 2019 even though he had reconstructive knee surgery roughly two months earlier to repair an injury sustained during pre-draft training. He was not healthy enough to play until late October of his rookie year but jumped into the lineup without the benefit of any offseason, training camp or preseason work and only a modicum on practice time.

In his debut, against the Los Angeles Chargers, Simmons made six tackles, had one sack and was a significant contributor to a game-saving goal-line stand in the fourth quarter. In 2020, he tied for the NFL lead with three fumble recoveries and was in the conversation for a Pro Bowl berth.

"I want to keep climbing that ladder to be the best player I can be,"

Simmons said. "I want to be one of the greats to play this game. So, each and every day, each and every game, each and every practice I want to keep improving.

"I'm going to try – not to be perfect but dang near – to keep having disruptive games."

It's almost as if it is becoming an obsession ... or something else.

"How can I keep stacking these plays?" Simmons said. "How can I be addicted to making more big plays and keep having big games and just help my team win games?"

"I told (my uncle) I want to be addicted to it."

###

# JEFFERY SIMMONS

## **JEFFERY SIMMONS WIPE AWAY TEARS AFTER SUPPORTIVE WORDS FROM TITANS OWNER**

**BY ERIC HE  
YAHOO!SPORTS.COM  
APRIL 26, 2019**

The Tennessee Titans knew two things about Jeffery Simmons before they took him 19th overall in the 2019 NFL draft on Thursday: that he was coming off surgery to repair a torn ACL in February and, more importantly, an arrest in high school for simple assault — an incident in which he was caught on video hitting a woman, who Simmons claimed was fighting his sister.

Simmons pleaded no contest in 2016 to the simple assault charge and was found guilty on one count of malicious mischief.

But the Titans took a gamble on the defensive lineman, and that had a lot to do with a leap of faith by owner Amy Adams Strunk. At Simmons' introductory press conference on Friday, Strunk spoke passionately about why the Titans chose Simmons while he wiped away tears.

"We are getting a great football player, that goes without saying, but we are getting a great man," Strunk said. "We are a nation that gives second chances, and this young man, Jeffery Simmons, he deserved that second chance."

Strunk said that she and the Titans brass watched the video of the incident and discussed it. But she made the final call, and decided to draft Simmons.

"It didn't take me long to see that this young man had an incident in high school," Strunk said. "We all can look back on our lives in high school and wish we had done things differently."

Simmons, who went to Mississippi State, fell in draft boards this week

due to the injury and the past misconduct. But he was appreciative of Strunk's support, especially "coming from a woman."

Adam Schefter



@AdamSchefter

Multiple teams viewed new Titans' DT Jeffrey Simmons as a top-5 pick, even though he went at No. 19. One even called him "the best player in this draft." Of course there are well-documented disturbing issues with him.

"I made a mistake, and I regret it," Simmons said. "The key word she said was trust. And I'll tell her in front of you guys that she can trust me. I won't let her down. I won't let either one of these guys and down. I am grateful."

###

# JEFFERY SIMMONS

## **SLIMMER, HEALTHY SIMMONS COULD ELEVATE TITANS D-LINE**

### **SECOND-YEAR DT DROPPED 15 POUNDS DURING OFFSEASON TRAINING**

**BY MICHAEL GALLAGHER  
NASHVILLE POST  
AUGUST 12, 2020**

The Tennessee Titans didn't have 2019 first-round pick Jeffery Simmons for seven games last year.

Now, the 23-year-old defensive tackle is one year removed from ACL surgery and finally fully healthy, which could make all the difference for the Titans defensive line heading into the new season.

"[With] an ACL injury or meniscus injury, it's a lot to get back to," Simmons said. "Some people say they're not themselves for a year or two. But when I went back and watched film, I knew that wasn't me. I know what type of guy I am...There was a lot of stuff that I didn't see on film that I know I could do, especially this upcoming year. Stuff that I've been working on.

"I had an injury for sure, but at the same time that's the whole point of this year here — to see how much I can grow from that this past year. [The coaches] are going to put me in a great position to see how much I can get better from last year."

Simmons was a solid contributor last season in the nine games he played. He finished his rookie season with 32 tackles, four tackles for loss, two sacks, two quarterback hits and a pass defended.

His stats weren't too far off from those of Pro Bowl defensive tackle Jurrell Casey, who was traded to the Denver Broncos during the offseason. Casey had 44 tackles, five tackles for loss, five sacks and 10 QB hits last year. Had the Titans been able to keep both in 2020, they would have presumably had one of

the top interior line groups in the NFL.

Now, Simmons is being relied on to replace Casey's production while allowing a younger player such as DaQuan Jones, Jack Crawford and rookie Larrell Murchison an opportunity to make an instant impact this year.

"Of course, Jurrell was a big loss for us," Simmons said. "He was a great leader on and off the field, especially in the community. When he came to the building, he was just a first-class leader. But at the same time, I don't feel like it's any pressure on me, personally. I'm a leader myself. I like to lead.

Added HC Mike Vrabel: "We're excited about the group that we have moving forward...I think they're well-coached. I think Big T (Terrell Williams) does a great job coaching them and Zak (Kuhre) has helped him out."

Simmons has been using the unconventional offseason to shed some weight with the goal to be a leaner, quicker version of himself during training camp.

The 6-foot-4 second-year lineman is currently listed at 304 pounds on the Titans official website. He played much of last year around 320 and has really emphasized easing the amount of weight his surgically repaired knee has to carry.

"My goal was to especially cut down the fat on my body," Simmons said. "I'm not sure exactly where I was at first, but I feel like I've made a big change with my body weight. My knee made a lot of progression from when I first started playing to the end of the season. But at the end, I knew that I needed to do a little more strengthening and just maintenance stuff after the end of the season. Still now, I'm trying to stay on top of it, make sure that I'm just ready to have this team win games. So my body is feeling great; my knee is feeling great."

Simmons attributed a simple diet change and a disciplined attitude

toward improving his health for helping him drop the 15 pounds he's already lost.

"When you're trying to lose fat, ... you have to be in the right mental (state) to be able to be disciplined in what you eat. At one point, I was cutting off what time I ate at night. Take a lot of responsibility of yourself in trying to maintain a routine that you have. Of course, I changed up my diet a little bit."

A slimmer, quicker Simmons may be just what the Titans need to elevate their defensive line from good to great.

###

# GEOFF SWAIM

## **TITANS AGREE TO TERMS WITH TE GEOFF SWAIM ON ONE-YEAR DEAL**

***BY JIM WYATT  
TENNESSEETITANS.COM  
MARCH 14, 2022***

NASHVILLE – The Titans have agreed to terms with tight end Geoff Swaim on a one-year contract extension.

A durable and rugged veteran, Swaim started 16 regular season games for the Titans in 2021, when he recorded a career-high 31 catches for 210 yards and three touchdowns.

Since joining the Titans in 2020, Swaim has totaled 40 catches for 293 yards and four scores in 26 games, with 24 starts.

Swaim played his first four seasons with the Cowboys (2015-2018) before playing a season with the Jaguars (2019).

In seven NFL seasons, Swaim has played in 69 games, with 44 starts, and he's recorded 88 catches for 694 yards and five touchdowns.

Two other tight ends on the team's roster in 2021 – Anthony Firkser and MyCole Pruitt – are scheduled to become free agents when the new league year begins on Wednesday.

# # #

**HAS TENNESSEE TITANS'  
RYAN TANNEHILL  
FINALLY FOUND HIS  
MOJO? 'I FEEL LIKE I  
NEVER LOST IT'**

**BY BEN ARTHUR  
THE TENNESSEAN  
JANUARY 12, 2022**

There has been an uptick in Tennessee Titans quarterback Ryan Tannehill's production the last few games.

Does he have his mojo back?

"Contrary to popular belief, I feel like I never lost it," Tannehill said Wednesday.

After turnover struggles for most of 2021, Tannehill's play was significantly cleaner and more effective the final few weeks of the regular season. He completed at least 71% of his passes in each of the last four games, a span he threw seven touchdowns to just one interception. His passer rating has been well over 100 in the Titans' three-game winning streak: 106.8 vs. the 49ers; 127.1 vs. the Dolphins; and a season-high 138.9 vs. the Texans.

In last Sunday's victory at Houston, which clinched the AFC's No. 1 seed and a first-round playoff bye for the Titans (12-5), Tannehill tied a career high with four touchdown passes and had one of his most spectacular plays of the season: escaping a sack in the final period to fire a 36-yard pass to receiver Nick Westbrook-Ikhine, which spurred the game-clinching scoring drive.

Tannehill's play the last few weeks has offered a reminder of his play from 2019-20, when he was one of the league's most efficient passers. In 2019, when he was named AP Comeback Player of the Year, he led the league in yards gained per pass attempt, yards gained per pass completion and passer rating.

"I felt good all season and I think we've done some good things here the last few weeks to catch our

## RYAN TANNEHILL

stride a little bit," Tannehill said. "Excited about the momentum we've kind of gained over the past few weeks. Hopefully, we can build on it as we move forward."

The Titans quarterback has benefited the health and improvement of the offensive supporting cast.

Star receivers A.J. Brown and Julio Jones, who have played just eight games together this season, have played in two of the last three. Tight end Anthony Firkser, who had a disappointing start to the season, has become a bigger part of the passing game. And the offensive line has pass protected better, giving Tannehill more time in the pocket. Tannehill was sacked 47 times, but just twice in the last two games. Sunday's game vs. the Texans marked the first game all season Tennessee had five starting offensive linemen play 100% of the snaps.

"We've been fighting that the whole year, just having guys in and out of the lineup," Tannehill said. "Finally, we've started to get some guys healthy. Get some guys back. Get some consistency with guys playing multiple games in a row, kind of finding our groove there. It's been huge for us as we've come down this stretch and I believe we're going to take advantage of it this week to have some time to continue to get healthy and get ready to go for next week."

Amid Tannehill's struggles to start the season, Titans coaches and players praised his leadership and steadiness. It's why they've never lost confidence in him.

"I've definitely never doubted him, nor will I," offensive coordinator Todd Downing said Tuesday. "I think Ryan has been just a great example of just staying steady in his business-like approach to things. We believe that will pay off and continue to propel us where we want to go."

Quarterbacks are viewed historically by their performance in

the playoffs. For the Titans, that journey will begin in the divisional round Jan. 22 or 23.

Will Tannehill's success late into the season be carried over into the postseason?

"You want to play your best football late in the season and into the playoffs," Tannehill said. "The reason we play this game is to go win a championship. It's the reason I play. I'm chasing after it, year after year, day after day. Trying to do everything I can to not skip steps in getting there.

"We have an opportunity here and we don't want to look past it, don't want to miss any steps along the way and do everything we can to go win it."

###



# RYAN TANNEHILL

## **DON'T LET THE SMILE FOOL YOU, TANNEHILL A SERIOUS COMPETITOR**

**BY IAN KAYANJA**  
***SPORTS ILLUSTRATED***  
***JANUARY 5, 2021***

Don't be fooled by quarterback Ryan Tannehill's even-keeled demeanor.

He's one of the fiercest competitors on any football field. Or so says his position coach.

"Make no mistake, he is ultra-competitive," Tennessee Titans quarterback coach Pat O'Hara said Tuesday. "Don't ever excuse his calm demeanor on the outside from being a fierce competitor. That is something about him that is very evident to me and his teammates."

Tannehill's competitive streak was on full display Sunday against the Houston Texans. With a division title at stake, he threw for 216 yards and tallied three touchdowns, two rushing and one passing.

With the game on the line, he connected with wide receiver A.J. Brown on a 51-yard pass that set up Sam Sloman's game-winning field goal as time expired.

"(It's) his calm demeanor on the outside and being a fierce competitor," O'Hara said. "He maintains that even-keel demeanor and that helps him in pressure situations like (Sunday)."

Tannehill is no stranger to the big moment. The events of this season leading up to the matchup with the Texans prepared him for his latest fourth-quarter flurry.

In the just-completed regular season, he led the NFL with five

fourth-quarter comebacks and six game-winning drives in the fourth-quarter or overtime. In games decided by one possession, the Titans went 7-2.

The only Tennessee quarterback who has approached that level of late-game production was Vince Young. As a rookie in 2006, he led four fourth-quarter comebacks and five game-winning drives, both of which led the NFL that season.

Dating back to when Tannehill first took over as the starter, the Titans are 11-3 in games decided by one possession.

He's a closer. And much like a star relief pitcher in baseball, Tannehill looks forward to the high stakes moment where he can get his team out of a tight jam.

"I think it's fun," Tannehill said. "I get to do what I dreamed of doing as a kid. I love going out there on a Sunday and competing with guys that I love playing with. I love the competition of it

"... I love the game, all of it."

Tannehill's success can be attributed to his ability to avoid the emotional roller coaster that some ride throughout a game. He remains focused on the current task at hand, staying competitive.

And because of that, the Titans found ways to win in close games, in which the outcomes could have varied drastically.

"At the end of games, it's maintaining that calm demeanor, while also being ultra-competitive," O'Hara said.

With Tannehill under center last year, the Titans offense found a new life.

That unit went from being shut out by the Denver Broncos on Oct. 13, 2019 to scoring at least 20 points in the next 10 games and more than 30 in five of the final seven. That momentum carried over into the 2020 NFL season, which saw

Tannehill throw for 3,819 yards and a career-high 33 touchdowns.

Tannehill and the Titans finished second in the NFL in average yards per game (396.4) and fourth in points per game average (30.7).

He's found freedom within Arthur Smith's system, and he's been seen smiling more on the field because of it.

"I've loved playing the game," Tannehill said. "I think about what I went through (with) injury, and then through what I went last year, I think I've grown a bigger appreciation for enjoying the moment."

A quarterback who isn't afraid of the big moments is a tremendous advantage in the NFL playoffs. Tannehill's late-game record proves that he can rise to the occasion, courtesy of an outsized competitive streak.

###

## RYAN TANNEHILL

### **TANNEHILL'S EYES OPENED TO SOCIAL INJUSTICE THROUGH FORMER TEAMMATE**

**BY MICHAEL GALLAGHER**  
**NASHVILLE POST**  
**JUNE 11, 2020**

Tennessee Titans safety Kevin Byard said last week that one of the biggest solutions to helping fix the racial divide and social injustice in society is through education.

Byard's teammate, quarterback Ryan Tannehill, took his words to heart, using his platform to speak out against social injustice and point to the importance of education as a tool to battle racial intolerance.

"Education is a big part of it," Tannehill said. "Educating people, white people, who don't deal with it [and] to the reality of the situation. Just leveling the playing field. There's a lot of legislature that's going to have to get changed."

"I think the first step is awareness and education ... on the systematic injustices that have been going on for a long, long time. Once we can have that education, the awareness, then we can all kind of work together toward finding that equality that I'd hope we all want."

Tannehill made a post on his Twitter account on May 27 addressing the murder of George Floyd, stating everyone deserves to feel safe and protected in their communities.

Tannehill also said that he wished he would have taken the Black Lives Matter movement more seriously a lot sooner, but his eyes were opened a lot through former 49ers quarterback Colin Kaepernick taking a knee during the national anthem and several conversations with former Miami Dolphins teammate Kenny Stills.

"Do I wish I would have known more and been more supportive back in 2016? Yes, 100 percent, but we all make mistakes," Tannehill continued. "We all have to live and

learn and experience to grow, and I feel like I've done a lot of growing over the past four or five years...I hope to use what I've learned, just continue to educate myself, continue to learn and continue to try to push for change and make a difference.

"I think my conversations with Kenny (Stills) and just coming to realize what he's gone through in his life — getting ripped out of a car with his dad and everything stripped out of the car for no reason, weren't even speeding, left on the side of the road, they were traveling, all their clothes and everything, bags strung out on the side of the road. Things like that where it's like, I can't imagine being put in that situation and having to deal with that. You hear stories like that and then he gave me a bunch of resources, books that were written...Then I just started digging more and more into it as time went on. You go from kind of being naïve to the situation because of the [white] privilege, and my eyes kind of got opened to it. It was really kind of a shock for me...I think my views have definitely changed."

While the NFL and the greater society still have a long way to go in addressing racial equality, Tannehill's openness to have the difficult discussions and willingness to take the time to educate himself on such issues have earned him even more respect from his teammates.

"I respect Ryan (Tannehill) to the fullest," Byard said. "That's one thing about me, I don't look at guys as race. Ryan and his family, his wife, have treated my family with nothing but love and I respect him just for the man he is. The fact that he's speaking and using his voice to uplift others, black, white, or different ... it speaks volumes for his character. I will always treat him based upon that."

###

# RYAN TANNEHILL

## **BENGALS COACH HELPED TANNEHILL BECOME THE PLAYER HE IS TODAY**

**BY MIKE HOGAN  
SPORTS ILLUSTRATED  
OCTOBER 31, 2020**

Familiarity is a storyline every week in the NFL. Some, however, are bigger stories than others.

That is the case for Tennessee Titans quarterback Ryan Tannehill and Cincinnati Bengals head coach Zac Taylor this week.

The veteran quarterback and the second-year head coach have eight years of experience together, and it all started when both were just trying to find their way in 2008. Tannehill was Texas A&M's backup quarterback. Taylor, a former quarterback who had a short-lived NFL career, was just starting his coaching career as an offensive assistant of Texas A&M.

The pair spent four years together in College Station followed by four more years with the Miami Dolphins (2012-2015).

Sunday, they will square off against each other for the first time.

"I learned a ton of football from Zac [Taylor]," Tannehill said. "I have so much respect for him, the way he coaches the game, his work ethic, and just how he puts so much time and effort into preparing me each and every week. I definitely learned a lot of football from (Taylor) and am appreciative of all he did for me."

When the Dolphins drafted Tannehill with the eighth overall pick in 2012, so much was familiar for Tannehill. Taylor was his assistant quarterbacks coach, and former Texas A&M head coach Mike Sherman was then the Dolphins' offensive coordinator.

Taylor said it helped Tannehill transition smoothly to life as a starting quarterback in the NFL.

"Certainly, for a rookie to come in and already know everything about the offense from day one helped him right away," Taylor said on Thursday. "He very well may have won the job anyway had it been a new offense, but of course his familiarity with the offense from day one helped him instruct some of the veteran players on some of the nuances of the offense."

Tannehill had a mostly up-and-down stint in Miami. The Dolphins were nothing more than a mediocre football team, and the quarterback dealt with a handful of injuries that held him back.

However, he had his best statistical seasons in Miami in 2015, when Taylor was on the offensive staff as a quarterbacks coach and as the interim offensive coordinator for five games. Tannehill threw for more than 4,000 yards twice (2014, 2015) and at least 20 touchdowns while completing more than 60 percent of his passes in three of those four seasons.

The Dolphins decided to revamp their coaching staff at the conclusion of the 2015 campaign. In a way, that also marked the beginning of the end for Tannehill's time in Miami. He started the 2016 season out hot but sustained a torn ACL in Week 14 and missed the remainder of that season and the Dolphins' Wild Card playoff game. He again tore his ACL in training camp before the 2017 season and missed the entire season.

He appeared in just 11 games in 2018, and the Dolphins traded him to the Tennessee Titans in exchange for draft picks.

With the Titans, of course, Tannehill has revived his career. After taking over as starter in Week 6 of the 2019 season, Tannehill led the Titans to seven wins in 10 games en route to the postseason and the AFC Championship game against the Kansas City Chiefs.

He earned his first trip to the Pro Bowl, was named Comeback Player

of the Year honors and then in the offseason signed a four-year contract extension.

Tannehill's success story has spilled over into this season. Through the first six games, Tannehill has been one of the top quarterbacks in the league, completing 139 passes on 203 attempts for 1,590 yards and 15 touchdowns, which is tied for second among all quarterbacks.

None of what has transpired has surprised Taylor, who said Tannehill is "the perfect quarterback for the Tennessee Titans."

"Very happy for him. He's a great human being, great teammate, very coachable, very hard on himself," Taylor said. "There is not a lot of weakness to his game. He's got a lot of strength, and you can just see his confidence right now. The team really believes in him."

And on Sunday, Taylor will try to defeat the player he has built such a strong relationship with for the first time in his career.

"He poses a very difficult challenge for us," Taylor said. "Not only do they have a great running game, great receivers, but they have a quarterback who is playing at one of the highest levels in the league right now. He's really impressive."

###

# DEMARCUS WALKER

## WORK ETHIC HAS DE- LINEMAN SAILING THROUGH CAMP

BY JOHN GLENNON

SI.COM

AUGUST 2, 2022

NASHVILLE – DeMarcus Walker says he gets his work ethic from his father, a longshoreman in Jacksonville, Fla.,

Dale Walker is what's known as a ship-chaser, according to his son, someone who helps load and unload the huge boats carrying cargo – like cars and military equipment -- to and from the busy port city on the the Atlantic Ocean.

"Everyone always talked to me about how he was the hardest worker there," Walker said Tuesday. "Then when I lived with him for six years (from age 12 to 18), I saw it with my own two eyes and observed it."

What he learned then might help explain the strong impression Walker has made in less than three months.

The 6-foot-4, 280-pound defensive lineman signed with the Tennessee Titans on May 12. Though he spent less time in the offseason program most of his teammates, Walker was named an offseason award winner along with fullback Tory Carter, cornerback Caleb Farley, wide receiver Dez Fitzpatrick, safety Amani Hooker and right tackle Dillon Radunz.

"He worked hard, brought energy, got here early and stayed late," coach Mike Vrabel said. "Sometimes after practice or running, the (weightlifting) isn't intense. He was able to bring an intensity level to that ... He showed the effort and daily consistency and improved in the techniques that we were coaching each day with."

Said Walker: "I was shocked. I was definitely shocked ... But I'm a hard worker. I get that from my dad."

A second-round pick of the Denver Broncos in 2017, Walker has a more impressive pedigree than many of the depth linemen the Titans added during the offseason.

Over the last three seasons – the first two in Denver, last year in Houston – Walker has totaled 10.5 sacks, 12 tackles for loss and 17 quarterback hits. He played 456 defensive snaps for the Texans in 2021, posting a career-high 31 tackles in 13 games.

Those kinds of numbers made Walker an interesting, under-the-radar free-agent target for Indianapolis. Tennessee and general manager Jon Robinson eventually won him over.

"It was a thought process," Walker said of his decision, "and I got to give J-Rob his props because J-Rob was definitely like 'Hey, call me.' We stayed on the phone and talked, and I was flat-ass honest with him, and he was honest with me back. He did a few things and just took a leap of faith to get me here."

The intrigue surrounding Walker has only grown since the start of training camp last week.

He's earned reps high in the depth chart, for instance, an opportunity to show what he can do against some of the Titans' top offensive linemen.

"You've got to capitalize and respond (to those chances)," Walker said. "I'm just thankful they believe in me, and I've got to get better every single day, fine-tuning my craft and feeding off everyone's energy."

Added defensive coordinator Shane Bowen: "I've been very pleased with him. He's a pro. He comes in here and works ... I think he has a pass-rush ability for us, and he can do some different things across the line of scrimmage in base defense."

It also seems noteworthy that during parts of individual drills, Walker and Pro Bowler Jeffery Simmons have worked with one another, locking up as they practice their pass-rush moves.

"His effort, that's what we build our team around," Simmons said. "The way he runs to the ball, the way he carries himself, especially when it's time for team period. ... He's one of the guys I know we'll be able to count on when it's time."

Then there are the extra reps Walker takes both before and after practice, even with the hot Nashville sun beating down at St. Thomas Sports Park.

Sometimes he works on power moves. Sometimes on his finesse game. After Tuesday's practice, in which Walker's defensive unit stayed on the field for eight straight plays during one drill, he still felt the need to do some extra conditioning afterward.

"With my calling and being a football player, I'm so blessed, and why not put all my energy into it?" Walker said. "Being the first one on the field and the last one off is not just something for show. It's just that I really love my job. I really have high goals for myself and high aspirations. That's something that I pride myself on."

It won't be long, Walker said, before his father joins him Nashville.

That will mark quite a change from Dale Walker's younger days around Jacksonville, when he survived a rough upbringing. One of his brothers was killed, and two others have also passed away.

"With his upbringing and being in the streets," Walker said of his father, "he definitely beat all the odds."

When Dale Walker eventually watches his son practice and play for the Titans, he won't need a specific jersey number to identify him.

The work ethic will make him stand out – as it already has.

###

# DEMARCUS WALKER

## **VERSATILE DL DEMARCUS WALKER EMBRACING HIS OPPORTUNITY WITH THE TITANS**

**BY JIM WYATT  
TENNESSEETITANS.COM  
JUNE 6, 2022**

NASHVILLE – Veteran defensive lineman DeMarcus Walker admitted he was getting a little antsy.

In early May, Walker found himself still looking for his next team.

His landing spot eventually came in Tennessee, with the Titans.

"My patience was definitely tested," Walker said with a smile after a recent OTA. "But I just kept working. For the last four or five years I've been working my tail off every year, putting in more details and more time and more sacrifices. This time, even though it took a little more time than normal, when you put in the work and are doing the small things, (you) don't worry about everything else."

A second-round draft pick of the Broncos in 2017 who played in 13 games with the Texans in 2021, Walker visited the Colts earlier this offseason before making a visit to the Titans.

Walker gave credit to Titans General Manager Jon Robinson for closing the deal in Tennessee. He officially signed with the Titans on May 16 and has been taking part in the team's offseason work since.

"It was definitely a conversation, and J. Rob reached out to me himself and we had a talk on the phone," said Walker, who recorded 31 tackles, four tackles for loss, two sacks, and seven quarterback hits in 2021. "Through prayer and through faith, it landed me here."

Coach Mike Vrabel said the Titans are happy to have Walker, a 6-foot-4, 280-pounder who played in college at Florida State.

"I think (his potential) role is he's shown versatility throughout his career," Vrabel said. "I liked him all the way back to Florida State when I was in Houston. (We're) trying to figure out where he may fit, whether that be standing up – he's played multiple positions across the front on the edge, inside. He plays with great effort, which I appreciated."

"He wanted to be here, and it's been really good so far."

Walker played in 36 games with five starts during his four seasons in Denver, and he recorded 51 tackles, 10.5 sacks, a forced fumble and a fumble recovery.

In his NFL career, Walker has played in 49 career games and he's totaled 82 tackles, 12.5 sacks, and two forced fumbles.

In Tennessee, Walker is part of a defensive line group that includes Jeffery Simmons, Denico Autry, Teair Tart, Naquan Jones, Larrell Murchison, Da'Shawn Hand, Kevin Strong, Haskell Garrett, Sam Okuayinonu and Jayden Peevy.

Walker likes the fit, and the culture, in Tennessee.

"Coach, he makes sure everyone knows everybody's name, you get to know the guy beside you, the person giving you water," he said. "It is just being a professional, and having that, you see why their having success around here. Keep chopping every day to the ultimate goal."

"Whatever I can do to help, and to make the team win. They took a big step (last year), and my goal is to help them take another step. ... I just have to be myself, bringing my chemistry and charisma to the team and embracing the team and play where coach Vrabel wants me to play."

###



## RASHAD WEAVER

### **TITANS' RASHAD WEAVER SAYS HIS MOM WON'T PAY HIS PHONE BILL ANYMORE: 'I FEEL BETRAYED'**

**DANIELLA MEDINA**  
**THE TENNESSEAN**  
**JULY 2, 2021**

Are you still on your family's cell phone plan?

Tennessee Titans' defensive end Rashad Weaver was. Up until Wednesday.

Weaver's mother, Autumn DeLaPorte, told him he would need to pay for his phone bill since he's in the NFL now, Weaver tweeted.

"My mom decided today, on her birthday she wanted to break 23 years of trust and bond we had built...." Weaver tweeted. "By telling me I'm in the NFL and I need to pay for my own phone bill.

"I feel betrayed," he said.

Weaver, 23, was drafted by the Titans in the fourth round with the No. 135 overall pick in the 2021 NFL Draft. The former Pitt standout missed the entire 2019 season with a knee injury, but bounced back in 2020 and earned honors including All-America and first-team ACC.

According to Spotrac, an online sports team and player contract resource, Weaver signed a four-year \$4,139,664 contract with the Titans. His average salary is \$1,034,916.

One day before the NFL Draft, the Fort Lauderdale native was charged with misdemeanor assault in Allegheny County, Pennsylvania, court records show.

Weaver was among the draft picks to participate at rookie minicamp, Titans coach Mike Vrabel said in May.

"Everything I've seen from Rashad here in person, he's been one who's been attentive and wants to try to be a good teammate and is taking

coaching," Vrabel told reporters when asked if he feels Weaver fits the team's culture. "We understand the severity of the accusations. We take them very seriously, but we're also going to allow the legal process to play its part and run its course."

Weaver is due in court for a preliminary hearing on the charge in October.

###

## **WHY RASHAD WEAVER COULD BE TITANS' ULTIMATE X-FACTOR**

**BY MICHAEL GALLAGHER**  
**THE NASHVILLE POST**  
**AUGUST 23, 2022**

Tennessee Titans edge rusher Rashad Weaver is no stranger to being called a preseason darling.

After all, Weaver was a standout of the 2021 preseason and was expected to be a factor in Tennessee's revamped pass rush before breaking his fibula last September.

But in Saturday's 13-3 preseason win over the Tampa Bay Buccaneers, in which Weaver finished with two quarterback hits, a sack, a tackle for loss, a pass defended and a fumble recovery, the 24-year-old outside linebacker showed more of the same promise that he did this time last year.

"It was good to be back at Nissan, good to do that in front of the fans," Weaver said. "It was my first game at Nissan since getting hurt, so it was something I was looking forward to and just going out there, playing how I play, making things happen and doing what the defense asks of me."

Arguably Weaver's best play came on a 2nd-and-9 play late in the first half. Exploding off the edge, he pushed Tampa right tackle Fred Johnson back a good five yards before turning the corner and bringing down QB Kyle Trask. Even more impressive was that Johnson was holding Weaver the whole time but couldn't slow him down.

"Nothing comes easy in football, starting from college all the way to the NFL," Weaver continued. "As an outside linebacker/defensive end, you've thought about making sacks and rushing the passer. Most guys don't get that home run pass rush move where they just get a clean sack. You know, it's about being

## **RASHAD WEAVER**

relentless and continuing to run after the ball."

Weaver made another heads up play in the final two minutes of the first half when he again blew past Johnson and hit Trask's arm mid-throw. The result was a batted ball that fell right into the hands of Titans' linebacker Joe Jones, who returned the interception 38 yards and helped set up Tennessee's only touchdown drive of the game.

"He started working in some new moves," Titans head coach Mike Vrabel said. "Some new pass rush moves and trying to do some things off of what he was doing earlier. It was good to see that it's not just the same move over and over again."

Led by Harold Landry (12 sacks), Denico Autry (9 sacks) and Jeffery Simmons (8.5 sacks), the Titans finished tied for the ninth-best pass rush last season. The team's 43 sacks were more than double the 19 they had in 2020.

Now, Tennessee has the added benefit of rotating in a healthy Bud Dupree, who was limited to 11 games with three sacks in 2021 while recovering from a torn ACL, and Weaver, who played just 12 defensive snaps as a rookie.

If Weaver, a 2020 consensus All-American at Pittsburgh, can match the kind of production he had in college — 109 tackles, 34 tackles for loss, 17 sacks, five forced fumbles, four fumble recoveries in three seasons — the Titans could potentially have a top-five pass rush unit in 2022.

"It's preseason, so you always know the competition will be stiffer once you get into the regular season," Weaver added. "But it was a good showing [Saturday], and we'll keep building off of it."

###

## NICK WESTBROOK-IKHINE

### THIS RECEIVER TOOK A DIFFERENT ROUTE

BY DAVID BOCLAIR  
SI.COM  
JANUARY 19, 2022

NASHVILLE — Nick Westbrook-Ikhine readily admits it. He had a Plan B.

His first choice was to play football for a living, but he was not convinced it would happen. It did not help that he was not selected in the 2020 NFL Draft following a productive career at Indiana University.

“There was a time I was interviewing for jobs while finishing up my senior year at IU where [I thought] I just have to have that backup,” he said. “You never know what is going to happen. But I knew I was going to have an opportunity and just figured I would make the best of what I have. That’s really all I could ask for — to have this opportunity.”

To say that he has made the most of it would be an understatement.

There were 35 wide receivers selected in the 2020 NFL Draft, and the Titans did not take any of them. Instead, franchise officials covered their bases with four undrafted players at that spot (they did not sign more than two at any other position). Krisitian Wilkerson (Southeast Missouri State) has appeared in four games with the New England Patriots, and Mason Kinsey (Berry College) made his NFL debut with the Titans this season but has not seen the field since. Kyle Williams (Arizona State) has never played in a game.

Westbrook-Ikhine, on the other hand, has played 30 out of a possible 33 games and has progressed from a special teams performer to a role player on offense to his current role as a significant contributor in the passing game. He was the Titans’ second-leading receiver this season with 38 receptions for 476 yards and four touchdowns. In the three games A.J. Brown spent on injured reserve,

it was Westbrook-Ikhine who played more snaps than any of the team’s other wide receivers.

Only 19 of wide receivers drafted in 2020 have caught more passes through their first two seasons than Westbrook-Ikhine, who has 41 for 509 yards and four touchdowns. Just 14 have more touchdown passes.

“There’s definitely times I’m sitting at the house and I kind of realize the position I’m at and the blessing I have to be on this team (and) have a role — a solid role — on this team,” Westbrook-Ikhine said. “Yeah, I’m definitely proud of what I’ve been able to accomplish.”

That road from obscurity to importance makes Westbrook-Ikhine the exception Saturday when the Titans host the Cincinnati Bengals in a matchup that features a handful of sure-things — or as close to it as you can get.

Combined, the offenses include two wide receivers who were top 10 overall picks — Tennessee’s Julio Jones (sixth, 2011) and Cincinnati’s Ja’Marr Chase (fifth, 2021) — and three others who were second-round selections — Tennessee’s A.J. Brown (2019) and Cincinnati’s Tee Higgins (2020) and Tyler Boyd (2016).

All of them have lived up to expectations. Jones, Brown and Boyd have multiple 1,000-yard seasons to their credit, and Jones is one of the NFL’s all-time leading receivers. Higgins topped 1,000 receiving yards for the first time this year, and Chase set an NFL rookie record with 1,455 this season.

Westbrook-Ikhine won’t be mentioned in the same breath as any of them anytime soon, but — in the most literal sense — he absolutely is in their league.

“We have always had confidence in (Westbrook-Ikhine),” coach Mike Vrabel said. “I think he has developed. ... He blocks for us. He plays on special teams. He knows multiple positions. Those types of players are very valuable to a team.”

Even if they are not obvious choices from the outset.

Or, if they question whether they belong every now and then. Westbrook-Ikhine, for example, admits to occasional insecurity about his career choice.

“I feel like that’s just a natural human thing,” he said. “Doubt creeps in at times. I feel like it kind of shows its head when you play poorly because there’s doubt in your mind. I just have to kind of roll with those punches and realize what God put me on this earth to do — this gift and talent he gave me — and try to use it to the best of my ability.”

###

# NICK WESTBROOK-IKHINE

## **AFTER MAKING STRIDES IN 2021, TITANS WR NICK WESTBROOK-IKHINE WORKING TO BE EVEN BETTER IN 2022**

**BY JIM WYATT  
TENNESSEETITANS.COM  
MAY 4, 2022**

NASHVILLE – Nick Westbrook-Ikhine's 2021 season was one of growth.

The Titans receiver became more comfortable as a route runner and a pass catcher, and he was more productive than he'd ever been. Surrounded by veterans, he learned the game even more, and it showed on Sundays.

Heading into 2022, Westbrook-Ikhine wants to do even more.

And, based on all the changes around him, he may need to do more.

"It is going to be different," Westbrook-Ikhine said on Tuesday. "I feel like I was very much still in a learning role the last couple of years, and now I am going to embrace this new opportunity."

Earlier this offseason, the Titans released veteran Julio Jones, and to date the team hasn't re-signed veteran Chester Rogers. Then last week, the team traded receiver A.J. Brown to the Eagles.

Needless to say, the room looks a lot different now.

Among the new additions: Veteran Robert Woods, formerly of the Rams, signed with the team in free agency, and over the weekend the team drafted receivers Treylon Burns (Arkansas) and Kyle Phillips (UCLA).

Westbrook-Ikhine said he's already learned a few things from Woods, and he's more than willing to help the newcomers.

His biggest focus, of course, is improving his own game.

"Being consistent, but being more explosive, working on getting yards after catch, making contested catches, getting separation," Westbrook-Ikhine said of what he's working on this offseason. "Just being a complete receiver overall and most importantly continuing to gain that trust with Ryan (Tannehill) going into the season."

Westbrook-Ikhine, who joined the team as an undrafted free agent from Indiana in 2020, caught 38 passes in 2021, which ranked second on the team behind only Brown (63). He was also second on the team in receiving yards (476), and he finished second on the team in touchdown catches (4) as well.

Westbrook-Ikhine had two touchdown grabs in two games against the Colts, one touchdown against the Patriots, and another against the Texans. He had a 100-yard game in November against Houston.

Yet when he looks back at 2021, he recalled what he needs to do to get better. In 2020, Westbrook-Ikhine had just three catches for 33 yards, so his production took a big leap in Year 2.

"Being a more complete receiver, making those big-time plays that we need," Westbrook-Ikhine said of his mission for 2022. "I can look back (at last year) and think of a couple of plays that come to mind where if I make that play, the game has a totally different outcome. The first one that comes to mind is the Steelers game, catch that go ball and run under it and don't trip and fall and go score and that's a whole different ball game. Having that mentality of understanding what's needed and what I want to bring to the table this year."

On Tuesday, Westbrook-Ikhine recalled past times during his football career when he was in a position similar to the scenario he's now in with the Titans.

And, once again, he's ready to step up.

"I feel like I have been in this situation before," he said. "It's kind of funny, this kind of same cycle happened before in high school where I didn't really do much my freshman year, we had a dog at receiver my sophomore year, and then he transferred and it was like, 'Alright, you have you step up.' In college it was a similar thing, I didn't really play much my freshman year, sophomore year we had a dude, he got hurt, and I had to step up."

"So I have been in that situation before so I kind of embrace it now, knowing I have done it before and it gives me that extra confidence."

###

## NICK WESTBROOK-IKHINE

### TENNESSEE TITANS' RYAN TANNEHILL: NICK WESTBROOK-IKHINE HAS BEEN 'CRUCIAL' TO OFFENSE THIS SEASON

**BY BEN ARTHUR**  
**THE TENNESSEAN**  
**OCTOBER 20, 2021**

Tennessee Titans quarterback Ryan Tannehill said wide receiver Nick Westbrook-Ikhine has been "crucial" on offense this season.

"Nick has been huge for us several times this year," Tannehill said Wednesday.

With star Julio Jones sidelined late in the fourth quarter of Monday's victory against the Bills with a hamstring injury, it was Westbrook-Ikhine delivering for the Titans on their game-winning drive. He had three catches for 27 yards on the touchdown series, including two for first downs.

Westbrook-Ikhine, primarily a special teams contributor as a rookie last season, has been praised for stepping up in the Titans' wide receiver room amid injuries that have slowed down the team's top two receivers, Jones and A.J. Brown.

In Week 3 against the Colts, with Brown and Jones unable to finish the game with hamstring issues, Westbrook-Ikhine was the team's leading receiver with four receptions for 53 yards and a touchdown.

One of the most appreciated aspects of Westbrook-Ikhine's game? His versatility.

"He's a multi-tool," Tannehill said. "He can play every position in the wide receiver room. Knows what to do. Someone goes down, he has the ability to step in and fill that role. He's tough. He's physical. ... The long run Derrick had (Monday), he had a nice block right at the point of attack and kind of sprung that run.

"It's kind of uncommon for a guy just to be able to insert. This play he's at this position. The next play he's at a different position. It's tough to do, right? You're stressed mentally to be able to, 'OK, it's not only the play, but it's also the formation. Where am I lining up if I'm this position or if I'm this position?' There's a lot that goes into it and it's not easy.

"Definitely something that he should get credit for."

Westbrook-Ikhine has 12 catches for 125 yards and a TD through six games entering Sunday's showdown against the Chiefs (noon CT, CBS).

The former Indiana standout said thinking big picture in the Titans' scheme has helped him learn the different wide receiver positions.

"Yeah, it can be tough," Westbrook-Ikhine said. "We have a lot on our plate and that's expected of us at receiver and in the NFL in general. I don't take it lightly. I try to do my best to be able to step up and play fast whatever position it may be."

###



## **WHAT TO KNOW ABOUT MALIK WILLIS, TENNESSEE TITANS QB PICK IN 2022 NFL DRAFT**

***BY MIKEY DILULLO  
THE TENNESSEAN  
APRIL 29, 2022***

The Tennessee Titans may have their quarterback of the future after selecting Liberty's Malik Willis in the third round with the No. 86 overall pick Friday in the 2022 NFL Draft.

Willis once was projected to be a first-round pick.

Here's what to know about Malik Willis:

Transfer from Auburn

Coming out of high school, Willis signed with Auburn to play college football. However, he played sparingly in two seasons for the Tigers, leading to his decision to transfer to Liberty.

Rushing prowess

Willis was able to succeed with both his arm and his legs. During his first season at Liberty in 2020, he rushed for 944 yards and 14 touchdowns, and followed that up with 878 yards and 13 TDs rushing in 2021.

Big-game performances

At Liberty, Willis led the Flames to two bowl wins. The first came in the 2020 Cure Bowl when he won MVP in a 37-34 win over Coastal Carolina. One year later, he led Liberty to a win over Eastern Michigan in the LendingTree Bowl, 56-20. He was named MVP of that bowl as well.

###

## MALIK WILLIS

### **WITH A BIG SMILE, TITANS ROOKIE QB MALIK WILLIS DOING HIS BEST TO TACKLE NFL CHALLENGES ONE DAY AT A TIME**

**BY JIM WYATT**  
**TENNESEETITANS.COM**  
**AUGUST 21, 2022**

NASHVILLE – Malik Willis flashes a smile as fast as he slings the football.

The Titans rookie quarterback, who has started the team's first two preseason games, is all about having a good time.

"It's always fun when we get to play football," Willis said on Saturday night. "It's always fun."

Willis, drafted in the third round of the 2022 NFL Draft, is doing his best to convince the team's decision-makers he's worthy of the No.2 job behind starter Ryan Tannehill.

Along the way, Willis is tackling a lot of firsts – first start, first touchdown run, first touchdown pass.

Willis knows he's been far from perfect, but he's doing his best not to stress about it all.

"At this point, I just wake up every day and thank God that I get to do what I do," Willis said after the team's win over the Buccaneers. "I'm just super excited to go to work tomorrow. Go work out and watch the film, correct it. ... I get to watch it with Coach (Vrabel). We can talk about the good, the bad, and it's just focusing on how we can fix it. It's over with now. It's in the books."

In two preseason games, Willis has completed 13-of-28 passes for 187 yards and a touchdown. His completion percentage is 46.4, his passer rating 80.5. Willis has been sacked five times while playing just over a half in each game. He's also racked up 80 rushing yards and a touchdown on 10 carries.

Titans head coach Mike Vrabel said he's seen improvement from Willis, who has been guilty of being impatient at times because of his willingness to leave the pocket and run.

Willis, who has been quick to criticize himself, knows it's something he must improve.

"It's not about feeling comfortable," Willis said. "It's about making it a big point to stay in the pocket when I can. And not just because I'm athletic or I can get out when I want to, just to get out sometimes. And it is understanding when not to. And that's the biggest thing. That's why I'm a little disappointed in myself for, I think I got out a little bit too much. But it's a growing process. It's my second preseason game. I'm not going to be too hard on myself in that regard. So, I'm just excited and blessed that I get opportunity next week."

Next week for Willis and the Titans is work against the Arizona Cardinals.

The two teams are scheduled to hold joint practices on Wednesday and Thursday of this week before preseason game No.3 on Saturday at Nissan Stadium.

Willis knows he's improved, but he's far from satisfied.

"Thinking about it, I think (Week 2 was) a little bit better than Week One. I got a few checkdowns that I got and I stayed in there and just got it out quickly, but not by much," he said. "I think this is something I just need to focus on and continue to just find that in between from when I need to play, make a play, don't just climb in the pocket and help my O-line out."

"When I have a clean pocket, when people are open downfield, I need to make that throw. I need to stay in there and do whatever I need to do in order to just not ask so much of protection and also save my body more than anything. And those times when I did, I do need to make a play when nobody's open, when

there's pressure in the pocket and it's right now and just being able to react. It's just finding the balance between those two."

Willis said he's receiving constant encouragement from those around him, even if he's received some tough love.

Everyone is aware he's just getting started.

"I'm probably a little bit more critical than my coaches, but they always balance me out," Willis said. "So I'm not overly critical because at the end of the day, nobody's perfect. Everybody's going to make mistakes. And especially being young, they try to help me see the glass half full."

"(Coach told me) 'Don't worry about being perfect,' because that's what I was doing. 'Don't worry about being perfect, just go out there and let it rip and have fun. You've been blessed with a lot of ability, so just go have fun and continue to learn.'"

###

## **WHY ROBERT WOODS IS THE DIFFERENCE MAKER THE TITANS OFFENSE NEEDS**

**MICHAEL GALLAGHER**  
**THE NASHVILLE POST**  
**AUGUST 19, 2022**

When the Tennessee Titans traded for Robert Woods in March, it was expected that the 30-year-old wideout would play Robin to AJ Brown's Batman in the Titans' passing offense this season.

Fast forward one month; Brown is in Philadelphia, the place he reportedly wanted to be all along, while Woods, who's working his way back from a torn ACL, is Tennessee's new No. 1 receiver by default.

Presumably learning from Taylor Lewan and Bud Dupree, the Titans have brought Woods along leisurely. In fact, Woods even admitted in May that he thought Tennessee's trainers were holding him back.

But as the Titans held joint practices with the Tampa Bay Buccaneers on Wednesday and Thursday at Saint Thomas Sports Park, Woods appeared to be running without restriction and participating in 1-on-1 and team drills without any difficulty.

"He comes in and has a presence about him," Titans quarterback Ryan Tannehill said. "He's done it for a long time, I respect him and he's a really good dude. As we grow our relationship on the field, just getting used to what he does well and he's so smooth. That's one thing I noticed almost immediately is he's so smooth. He's able to transition really well and it looks like he's going 100 percent but he's not. For a quarterback, that makes it easy to throw the ball to him."

Added Woods: "I feel good. It feels natural going out there running routes. Really, I just feel like I'm playing pass-and-catch with Ryan out there right now.

## **ROBERT WOODS**

"... I'm starting to get going and find my matchups and really just work my technique in those situations, go in there, going against a different [team], so just trying to be a little bit faster, a little bit more quicker when I get those chances."

If Woods is close to or at his best by Week 1, the Titans' passing attack may not suffer as big of a drop-off as many have predicted.

Prior to Woods' injury last season, he excelled as a focal point of the Los Angeles Rams offense. He put up back-to-back 1,000-yard seasons in 2018 and 2019 and ranked in the top 17 among all receivers in targets, receptions and yards both years. He had three straight seasons with 86 or more receptions from 2018-2020, and he ranked 13th and 15th in receptions and targets, respectively, in 2020.

Woods also adds value in areas that don't typically show up on the stat sheet.

He's as sure-handed as they come with a drop rate of just 2.9 percent over the last four years. For comparison, Tennessee's top three leading receivers have had a drop rate of 3.1 percent or higher each of the last two seasons.

Woods is also one of the top red-zone threats in the NFL. He's had double-digit red-zone targets every year since 2016, and despite playing in just 9 games, Woods still tied for 29th in red-zone targets and 26th in red-zone receptions last season. Since 2017, Woods has caught 37 of his 53 red-zone targets (70 percent) for 232 yards and 17 touchdowns.

However, Woods' value to the Titans can't be measured simply with pure statistics.

He's the Titans' only receiver over the age of 28, and just the second WR over the age of 25. Rookies Treyton Burks (22), Kyle Philips (23) and Reggie Roberson (23), plus Cody Hollister (28), Nick Westbrook-Ikhine (25), Terry Godwin (25), Dez Fitzpatrick (24),

Racey McMath (23) and Mason Kinsey (23), have just 58 receptions, 656 yards and five touchdowns between them.

Woods is only receiver on Tennessee's roster with more than 42 career receptions and at least one 1,000-yard season, and he adds leadership and a veteran presence to one of the youngest and least experienced receiver rooms in the NFL.

"[Woods'] leadership has been great," Vrabel said. "His consistency each and every day, being able to work through things, talk through things, provide [receivers coach] Rob [Moore] with an extension of a coach. It's been great to have him."

###

# ROBERT WOODS

## TITANS WR ROBERT WOODS ALREADY HAS SEVERAL REASONS TO SMILE

**BY JIM WYATT**  
**TENNESSEETITANS.COM**  
**JUNE 3, 2022**

NASHVILLE – Robert Woods was born and raised in Los Angeles, in the middle of the hustle and bustle of one of the country's biggest cities.

After playing in college at USC, he spent four seasons in Buffalo, only to return to his hometown to join the Rams.

Now, at his third NFL stop, Woods finds himself in Nashville, with the Titans.

And so far, things have been better than he expected in more ways than one.

"Nashville is way better than I expected," Woods said with a smile. "I thought I was really going to a country town that was not going to have anything. But it really has a lot to offer, whether it's food, entertainment, obviously a lot of music. I know I am from L.A., but I love experiencing different cultures, having a different experience than fast-pace living, L.A. lifestyle.

"So, I have been loving Nashville, getting acclimated with it, the guys. Everybody has been welcoming, not just the team but really around in public."

Woods has also been a pleasant surprise on the field in OTAs, taking part in on-field workouts – albeit limited and with a brace – roughly six months after tearing his left ACL.

In some periods, Woods slides a yellow pullover jersey over his No.2 Titans jersey, signifying he's not all the way back.

But Woods said it's all part of a process, and he's keeping the big picture in mind.

"Obviously, we want to do everything that is correct to make sure no injuries come back," Woods said. "But now it is more: Let's get back to the elite level of playing.

"Really, I am just trying to get back to playing at a high level. Being able to be out here and do what I am doing is really impressing me, being able to run on the side and seeing certain speeds that I am hitting, being able to trust my knee with some cuts. ... I think I am really good, on pace. Being able to do some training on my own (is good), and really just being confident with where I'm at and being prepared and being ready. Obviously, we don't know how long it is going to take and what could come up, but I'll say right now we're all on pace and doing good to be ready. I am just trying to be my best me and be ready when I can and whenever they need me on the field, being able to be at my best when I'm out there."

A two-time captain with the Rams who totaled 367 receptions for 4,626 yards and 23 touchdowns in 68 games in five seasons in Los Angeles, Woods is also learning a new quarterback, and teammates.

He said his chemistry with Titans quarterback Ryan Tannehill is building.

"Ryan is a really good leader, being able to talk not only out here on the football field, but talk in the meetings rooms, in between plays," Woods said. "I think that is one of the biggest things you expect from a quarterback and a leader – (Ryan) is always leading ... and he is throwing in his two cents on what he expects from his receivers and what he sees and how he wants to throw the ball. So being able to pick his brain and have that conversation in between plays, in between reps, in between meetings, I think that is really good because the more you know about him, the more you know what he is thinking, and you are able to play fast and have that anticipation on the field."

Acquired in a trade with the Rams earlier this offseason, Woods is

expected to play a big role for the Titans in 2022.

In his NFL career, Woods has played in 125 career games, with 115 starts, in nine NFL seasons with the Rams (2017-2021) and Bills (2013-2016). He's recorded 570 catches for 7,077 yards and 35 touchdowns in his playing career and he also has 74 career rushing attempts for 507 yards and five touchdowns.

As Woods builds confidence with his health and the team in the offseason work, he knows things will only improve.

"It feels good to be out there with the guys, learning this offense and building chemistry with Ryan, our other receivers, and really just everybody in the huddle," Woods said. "Just to be back playing football again, I guess easing back into it. It feels good to be on the grass and to be out there with the guys."

###





# TENNESSEE TITANS

# ABRIDGED HISTORY

UPDATED THROUGH SEPT. 12, 2022  
THE NON-ABRIDGED HISTORY IS AVAILABLE  
IN THE 2022 TITANS MEDIA GUIDE



2021 SEASON (12-5 REGULAR SEASON, 0-1 PLAYOFFS) • 1ST PLACE AFC SOUTH

DATE	OPPONENT	SCORE	W/L	ATT
Sept. 12	ARIZONA	13-38	L	67,216
Sept. 19	at Seattle	33-30	W (OT)	68,585
Sept. 26	INDIANAPOLIS	25-16	W	67,914
Oct. 3	at N.Y. Jets	24-27	L (OT)	70,232
Oct. 10	at Jacksonville	37-19	W	58,282
Oct. 18	BUFFALO	34-31	W	69,419
Oct. 24	KANSAS CITY	27-3	W	69,484
Oct. 31	at Indianapolis	34-31	W (OT)	59,175
Nov. 7	at L.A. Rams	28-16	W	71,785
Nov. 14	NEW ORLEANS	23-21	W	69,414
Nov. 21	HOUSTON	13-22	L	67,395
Nov. 28	at New England	13-36	L	65,878
Dec. 12	JACKSONVILLE	20-0	W	67,808
Dec. 19	at Pittsburgh	13-19	L	59,521
Dec. 23	SAN FRANCISCO	20-17	W	69,361
Jan. 2	MIAMI	34-3	W	69,091
Jan. 9	at Houston	28-25	W	66,722
Jan. 22	Cincinnati	16-19	L	69,242

	TITANS	OPP
Total First Downs	362	331
Rushing	134	90
Passing	194	204
Penalty	34	37
3rd Down: Made/Att	103/236	77/210
3rd Down Pct.	43.6	36.7
4th Down: Made/Att	15/24	14/24
4th Down Pct.	62.5	58.3
Possession Avg.	32:40	27:20
Total Net Yards	5,822	5,607
Avg. Per Game	342.5	329.8
Total Plays	1133	1039
Avg. Per Play	5.1	5.4
Net Yards Rushing	2,404	1,438
Avg. Per Game	141.4	84.6
Total Rushes	551	368
Net Yards Passing	3,418	4,169
Avg. Per Game	201.1	245.2
Sacked/Yards Lost	47/327	43/316
Gross Yards	3745	4485
Att./Completions	535/359	628/395
Completion Pct.	67.1	62.9
Had Intercepted	14	16
Punts/Average	58/44.3	67/44.6
Net Punting Avg.	58/39.8	67/38.7
Penalties/Yards	103/973	118/1,070
Fumbles/Ball Lost	25/11	21/6
Touchdowns	49	38
Rushing	23	14
Passing	22	24
Returns	4	0

BY PERIODS	1	2	3	4	OT	PTS
Team	61	167	65	120	6	419
Opponents	56	112	84	99	3	354

SCORING	TD	RU	PA	RT	PAT	FG	S	TP
Bullock	0	0	0	0	42/45	26/31	0	120
Henry	10	10	0	0			0	62
Tannehill	7	7	0	0			0	42
A.J. Brown	5	0	5	0			0	30
Westbrook-Ikhine	4	0	4	0			0	24
Pruitt	3	0	3	0			0	20
Firkser	3	0	2	1			0	18
Foreman	3	3	0	0			0	18
Swaim	3	0	3	0			0	18
Byard	2	0	0	2			0	12
Hilliard	2	2	0	0			0	12
Batson	1	0	1	0			0	6
Fitzpatrick	1	0	1	0			0	6
Ju. Jones	1	0	1	0			0	6
McNichols	1	0	1	0			0	6
Molden	1	0	0	1			0	6
Peterson	1	1	0	0			0	6
Rogers	1	0	1	0			0	6
Badgley	0	0	0	0	1/2	0/1	0	1
Team	49	23	22	4	43/47	26/32	0	419
Opponents	38	14	24	0	29/34	31/38	0	354

2-Pt Conversions: Henry, Pruitt, TM 2-2; OP 2-4  
FUM/Lost: Tannehill 10/4, Rogers 4/1, Firkser 2/1, Foreman 2/1, Hilliard 2/1, Blasingame 1/1, Brewer 1/0, Henry 1/0, McMath 1/1, Westbrook-Ikhine 1/1

RUSHING	No	Yds	Avg	Lg	TD
Henry	219	937	4.3	76t	10
Foreman	133	566	4.3	35	3
Hilliard	56	350	6.3	68t	2
Tannehill	55	270	4.9	28	7
McNichols	41	156	3.8	14	0
Peterson	27	82	3.0	16	1
Batson	2	15	7.5	11	0

PASSING	Att	Cmp	Pct	Yards	Yds/Att	TD	Int	Lg	SK/Yds	Rating
Tannehill	531	357	67.2	3,734	7.03	21	14	57t	47/327	89.6
A.J. Brown	2	0	0.0	0	0.00	0	0	---	0/0	39.6
M. Farley	1	1	100.0	6	6.00	0	0	6	0/0	91.7
Henry	1	1	100.0	5	5.00	1	0	5t	0/0	127.1
Team	535	359	67.1	3,745	7.00	22	14	57t	47/327	90.0
Opponents	628	395	62.9	4,485	7.14	24	16	68t	43/316	86.4

A.J. Brown	2	10	5.0	7	0
Rogers	1	9	9.0	9	0
D. Evans	2	7	3.5	5	0
Blasingame	3	6	2.0	3	0
Sargent	2	4	2.0	2	0
M. Johnson	2	-2	-1.0	5	0
Woodside	6	-6	-1.0	-1	0
Team	551	2,404	4.4	76t	23
Opponents	368	1,438	3.9	58	14

RECEIVING	No	Yds	Avg	Lg	TD
A.J. Brown	63	869	13.8	57t	5
Westbrook-Ikhine	38	476	12.5	46	4
Firkser	34	291	8.6	24	2
Ju. Jones	31	434	14.0	51	1
Swaim	31	210	6.8	26	3
Rogers	30	301	10.0	39	1
McNichols	28	240	8.6	27	1
Hilliard	19	87	4.6	28	0
Henry	18	154	8.6	16	0
Pruitt	14	145	10.4	22	3
Reynolds	10	90	9.0	12	0
M. Johnson	9	160	17.8	50	0
Foreman	9	123	13.7	39	0
Fitzpatrick	5	49	9.8	18t	1
Hollister	4	33	8.3	14	0
Peterson	4	8	2.0	5	0
Hudson	3	31	10.3	14	0
Batson	2	15	7.5	13	1
D. Evans	2	11	5.5	6	0
McMath	2	8	4.0	9	0
Blasingame	2	4	2.0	5	0
Hooker	1	6	6.0	6	0
Team	359	3,745	10.4	57t	22
Opponents	395	4,485	11.4	68t	24

INTERCEPTIONS	No	Yds	Avg	Lg	TD
Byard	5	66	13.2	24t	1
Fulton	2	13	6.5	13	0
Long	2	6	3.0	6	0
R. Evans	2	1	0.5	1	0
Hooker	1	21	21.0	21	0
Skrine	1	17	17.0	17	0
J. Brown	1	2	2.0	2	0
Molden	1	2	2.0	2t	1
Jenkins	1	0	0.0	0	0
Team	16	128	8.0	24t	2
Opponents	14	252	18.0	82	0

PUNTING	No	Yds	Avg	Net	TB	In	Lg	B
Kern	47	2,105	44.8	40.4	1	18	59	0
Townsend	11	465	42.3	37.0	1	2	63	0
Team	58	2,570	44.3	39.8	2	20	63	0
Opponents	67	2,986	44.6	38.7	5	27	66	0

PUNT RETURNS	No	FC	Yds	Avg	Lg	TD
Rogers	30	20	293	9.8	55	0
Kinsey	0	1	0	---	---	0
Team	30	21	292	9.8	55	0
Opponents	22	16	223	10.1	18	0

KICKOFF RETURNS	No	Yds	Avg	Lg	TD
Rogers	14	282	20.1	37	0
M. Johnson	9	179	19.9	31	0
Hilliard	8	177	22.1	26	0
Batson	5	80	16.0	20	0
McNichols	2	31	15.5	16	0
Blasingame	1	12	12.0	12	0
D. Evans	1	17	17.0	17	0
Team	40	778	19.5	37	0
Opponents	40	812	20.3	37	0

FIELD GOALS	1-19	20-29	30-39	40-49	50+
Bullock	0/0	5/5	12/12	8/13	1/1
Badgley	0/0	0/0	0/0	0/1	0/0
Team	0/0	5/5	12/12	8/14	1/1
Opponents	0/0	12/12	9/9	7/8	3/9

Bullock: () (33G,30G,24G,44N,36G) (32G) (44G,46G,36G,49N) (34G) (43G,38G) (34G,51G) (46G,44G) () (28G,36G,36G) () (44N) (47N,44G,29G) (26G,32G) (38G,44G) (23G,44G) (42N)  
TM: (46N) (33G,30G,24G,44N,36G) (32G) (44G,46G,36G,49N) (34G) (43G,38G) (34G,51G) (46G,44G) () (28G,36G,36G) () (44N) (47N,44G,29G) (26G,32G) (38G,44G) (23G,44G) (42N)  
OPP: (34G,43N) (31G) (43G,28G,24G,51N) (27G,22G) (53N) (24G,28G,52G) (42G,57N) (34G) (34G,22G,54G) (20G) (43G,24G,37G) (22G,37G,44G,53N,28G,52G) () (36G,56N,28G,46G,48G) (48G)(39G,53N) (31G)

SACKS  
Landry 12, Autry 9, Simmons 8.5, Dupree 3, Adeniyi 2.5, N. Jones 2.5, Peko 2, Roberson 1.5, Byard 1, (group) 1  
TM 43, OPP 47

TACKLES (Total-Assists-Solo)  
Byard (88-57-31), Landry (75-52-23), Long (75-46-29), Hooker (62-38-24), Molden (60-42-18), R. Evans (57-35-22), Jenkins (55-39-16), J. Brown (55-36-19), Simmons (54-42-12), Fulton (40-30-10), Cruikshank (38-27-11), Jackson (33-28-5), Autry (32-25-7), Rice (30-15-15), N. Jones (29-18-11), Cunningham (25-18-7), Dupree (17-13-4), Skrine (17-11-6), Tart (16-10-6), Adeniyi (11-8-3), Mabin (10-9-1), Peko (10-7-3), Roberson (10-6-4), Murchison (8-4-4), C. Jones (6-5-1), Simon (6-4-2), Cole (6-2-4), M. Farley (5-4-1), C. Farley (4-4-0), Borders (4-3-1), Dzubnar (4-1-3), McDougald (3-3-0), Strong (3-1-2), Ankou (3-3-0), Weaver (2-0-2), Bledsoe (1-1-0), A.J. Brown (1-1-0), Jo. Jones (1-0-1)

USUAL STARTING LINEUP	
OFFENSE	
WR	A.J. Brown (11)
TE	Geoff Swaim (87)
LT	Taylor Lewan (77)
LG	Rodger Saffold III (76)
C	Ben Jones (60)
RG	Nate Davis (64)
RT	David Quessenberry (72)
WR	Nick Westbrook-Ikhine (15)
WR	Julio Jones (2)
QB	Ryan Tannehill (17)
RB	Derrick Henry (22)
DEFENSE	
DE	Denico Autry (96)
NT	Tear Tart (93)
DT	Jeffery Simmons (98)
OLB	Bud Dupree (48)
ILB	David Long Jr. (51)
ILB	Rashaan Evans (54)
OLB	Harold Landry III (58)
CB	Jackrabbit Jenkins (20)
SS	Amani Hooker (36)
FS	Kevin Byard (31)
CB	Kristian Fulton (26)

SPECIALISTS	
K	Randy Bullock (14)
P	Brett Kern (6)
PR	Chester Rogers (80)
KR	Chester Rogers (80)

Pro Bowl All-Pro  
GM: Jon Robinson; Head Coach: Mike Vrabel  
Asst. Coaches: Shane Bowen (def. coordinator), Todd Downing (off. coordinator), Craig Aukerman (ST), Brian Bell (strength and conditioning assist.), Scott Booker (safeties), Keith Carter (OL), Ryan Crow (OLB), Tony Dews (RB), Matt Edwards (assist. ST), Erik Frazier (off. skill assist.), Monday Gee (strength and conditioning assist.), Jim Haslett (ILB), Jason Houghtaling (assist. OL), Zak Kuhr (assist. ILB), Anthony Midget (secondary), Rob Moore (WR), Pat O'Hara (QB), Frank Piraino (strength and conditioning), Jim Schwartz (senior def. assist.), Luke Steckel (TE), John Streicher (coordinator of football development), Mike Sullivan (assist. OL), Kenechi Udeze (assist. DL), Terrell Williams (DL)

AMERICAN FOOTBALL CONFERENCE STANDINGS				
AFC EAST	W	L	T	Pct
Buffalo	11	6	0	.647
* New England	10	7	0	.588
Miami	9	8	0	.529
New York Jets	4	13	0	.235
AFC NORTH	W	L	T	Pct
Cincinnati	10	7	0	.588
* Pittsburgh	9	7	1	.559
Cleveland	8	9	0	.471
Baltimore	8	9	0	.471
AFC SOUTH	W	L	T	Pct
Tennessee	12	5	0	.706
Indianapolis	9	8	0	.529
Houston	4	13	0	.235
Jacksonville	3	14	0	.176
AFC WEST	W	L	T	Pct
Kansas City	12	5	0	.706
* Las Vegas	10	7	0	.588
Los Angeles Chargers	9	8	0	.529
Denver	7	10	0	.412

NATIONAL FOOTBALL CONFERENCE STANDINGS				
NFC EAST	W	L	T	Pct
Dallas	12	5	0	.706
* Philadelphia	9	8	0	.529
Washington	7	10	0	.412
New York Giants	4	13	0	.235
NFC NORTH	W	L	T	Pct
Green Bay	13	4	0	.765
Minnesota	8	9	0	.471
Chicago	6	11	0	.353
Detroit	3	13	1	.206
NFC SOUTH	W	L	T	Pct
Tampa Bay	13	4	0	.765
New Orleans	9	8	0	.529
Atlanta	7	10	0	.412
Carolina	5	12	0	.294
NFC WEST	W	L	T	Pct
Los Angeles Rams	12	5	0	.706
* Arizona	11	6	0	.647
* San Francisco	10	7	0	.588
Seattle	7	10	0	.412

\* Wild Card for Playoffs

2020 SEASON (II-S REGULAR SEASON, O-I PLAYOFFS) • 1ST PLACE AFC SOUTH

DATE	OPPONENT	SCORE	W/L	ATT
Sept. 14	at Denver	16-14	W	
Sept. 20	Jacksonville	33-30	W	
Sept. 27	at Minnesota	31-30	W	
Oct. 13	Buffalo	42-16	W	8,403
Oct. 18	Houston	42-36	W (OT)	10,166
Oct. 25	Pittsburgh	24-27	L	10,355
Nov. 1	at Cincinnati	20-31	L	9,712
Nov. 8	Chicago	24-17	W	13,871
Nov. 12	Indianapolis	17-34	L	13,949
Nov. 22	at Baltimore	30-24	W (OT)	
Nov. 29	at Indianapolis	45-26	W	12,464
Dec. 6	Cleveland	35-41	L	13,986
Dec. 13	at Jacksonville	31-10	W	15,896
Dec. 20	Detroit	46-25	W	13,797
Dec. 27	at Green Bay	14-40	L	
Jan. 3	at Houston	41-38	W	12,504
Jan. 10	Baltimore	13-20	L	14,029

	TITANS	OPP
Total First Downs	381	391
Rushing	142	113
Passing	203	247
Penalty	36	31
3rd Down: Made/Att	84/182	111/214
3rd Down Pct.	46.2	51.9
4th Down: Made/Att	10/16	15/26
4th Down Pct.	62.5	57.7
Possession Avg.	28:28	31:32
Total Net Yards	6343	6372
Avg. Per Game	396.4	398.3
Total Plays	1031	1076
Avg. Per Play	6.2	5.9
Net Yards Rushing	2690	1933
Avg. Per Game	168.1	120.8
Total Rushes	521	427
Net Yards Passing	3653	4439
Avg. Per Game	228.3	277.4
Sacked/Yards Lost	25/173	19/154
Gross Yards	3826	4593
Att./Completions	485/316	630/423
Completion Pct.	65.2	67.1
Had Intercepted	7	15
Punts/Average	50/45.1	45/47.7
Net Punting Avg.	50/40.1	45/41.8
Penalties/Yards	86/783	103/840
Fumbles/Ball Lost	15/5	21/8
Touchdowns	62	55
Rushing	26	18
Passing	33	36
Returns	3	1

BY PERIODS	1	2	3	4	OT	PTS
Team	96	144	101	138	12	491
Opponents	77	143	97	122	0	439

SCORING	TD	RU	PA	RT	PAT	FG	S	TP
Henry	17	17	0	0			0	104
Gostkowski	0	0	0	0	46/48	18/26	0	100
A. Brown	12	0	11	1			0	72
J. Smith	9	1	8	0			0	54
Sloman	0	0	0	0	5/5	2/2	0	11
Tannehill	7	7	0	0			0	46
C. Davis	5	0	5	0			0	30
Pruitt	3	0	2	1			0	18
Humphries	2	0	2	0			0	12
Batson	1	0	1	0			0	6
D. Evans	1	0	1	0			0	6
Firkser	1	0	1	0			0	6
Foreman	1	0	1	0			0	6
King	1	0	0	1			0	6
McNichols	1	1	0	0			0	6
Swaim	1	0	1	0			0	6
Westbrook-Ikhine	0	0	0	0			0	2
Team	62	26	33	3	51/53	20/28	0	491
Opponents	55	18	36	1	42/47	21/23	1	439

2-Pt Conversions: Tannehill 2, Henry, Westbrook-Ikhine, TM 4-7, OPP 1-8  
FUM/Lost: Tannehill 6/1, Henry 3/2, A. Brown 2/1, Batson 1/0, Brinkley 1/0, C. Davis 1/1, Douglas 1/0

RUSHING	No	Yds	Avg	Lg	TD
Henry	378	2027	5.4	94t	17
Tannehill	43	266	6.2	45t	7
McNichols	47	204	4.3	20	1
Foreman	22	95	4.3	15	0
D. Evans	14	54	3.9	9	0
Batson	4	20	5.0	11	0
Woodside	7	10	1.4	18	0
Perry	2	9	4.5	6	0
Hooker	1	4	4.0	4	0
J. Smith	2	4	2.0	3	1
Humphries	0	0	---	---	0

PASSING	Att	Cmp	Pct	Yards	Yds/Att	TD	Int	Lg	Sk/Yds	Rating
Tannehill	481	315	65.5	3,819	7.94	33	7	75t	24/173	106.5
Woodside	3	1	33.3	7	2.33	0	0	7	0/0	42.4
Kern	1	0	0.0	0	0.0	0	0	0	0/0	39.6
Humphries	0	0	---	0	---	0	0	---	1/0	---
Team	485	316	65.2	3,826	7.89	33	7	75t	25/173	105.9
Opponents	630	423	67.1	4,593	7.29	36	15	75t	19/154	97.5

Raymond	1	-3	-3.0	-3	0
Team	521	2690	5.2	94t	26
Opponents	427	1933	4.5	59	18

RECEIVING	No	Yds	Avg	Lg	TD
A. Brown	70	1075	15.4	73t	11
C. Davis	65	984	15.1	75t	5
J. Smith	41	448	10.9	63	8
Firkser	39	387	9.9	45	1
Humphries	23	228	9.9	23	2
Henry	19	114	6.0	53	0
Batson	12	100	8.3	18	1
McNichols	12	55	4.6	9	0
Raymond	9	187	20.8	61	0
Swaim	9	83	9.2	16	1
Pruitt	5	49	9.8	22t	2
Blasingame	4	39	9.8	16	0
Westbrook-Ikhine	3	33	11.0	19	0
D. Evans	2	27	13.5	24	1
Hollister	1	12	12.0	12	0
Foreman	1	5	5.0	5t	1
Tannehill	1	0	0.0	0	0
Team	316	3826	12.1	75t	33
Opponents	423	4593	10.9	75t	36

INTERCEPTIONS	No	Yds	Avg	Lg	TD
Butler	4	111	27.8	68	0
Hooker	4	11	2.8	6	0
Fulton	1	44	44.0	44	0
Cruikshank	1	13	13.0	13	0
Joseph	1	5	5.0	5	0
Borders	1	0	0.0	0	0
J. Brown	1	0	0.0	0	0
Byard	1	0	0.0	0	0
Landry	1	0	0.0	0	0
T. Smith	0	5	---	5	0
Team	15	189	12.6	68	0
Opponents	7	81	11.6	25	0

PUNTING	No	Yds	Avg	Net	TB	In	Lg	B
Kern	37	1695	45.8	41.5	3	22	66	0
Allen	8	404	50.5	40.0	1	0	65	0
Daniel	4	157	39.3	30.0	0	0	52	1
Team	50	2256	45.1	40.1	4	22	66	1
Opponents	45	2147	47.7	41.8	3	19	71	0

PUNT RETURNS	No	FC	Yds	Avg	Lg	TD
Raymond	23	11	208	9.0	40	0
Batson	0	1	0	---	---	0
Team	23	12	208	9.0	40	0
Opponents	20	13	171	8.6	57	0

KICKOFF RETURNS	No	Yds	Avg	Lg	TD
Raymond	15	275	18.3	30	0
Batson	11	231	21.0	35	0
D. Evans	9	206	22.9	31	0
Blasingame	1	11	11.0	11	0
A. Brown	1	42	42.0	42t	1
Kalu	1	2	2.0	2	0
Team	38	767	20.2	42t	1
Opponents	37	823	22.2	49	0

FIELD GOALS	1-19	20-29	30-39	40-49	50+
Gostkowski	0/0	2/3	4/5	5/10	7/8
Sloman	0/0	0/0	1/1	1/1	0/0
Team	0/0	2/3	5/6	6/11	7/8
Opponents	0/0	7/7	6/6	5/6	3/4

Gostkowski: (47N,44B,42N,25G)(51G,49G)(39G,31G,30G,51G,54G,55G)(27B,37N)(51G,45N)(53N)(40G) (50G,44N) (40G,40G,22G)(49G)(53G)(38G)(0)0  
Sloman, Ten.: 0000000000000000(47G,37G)  
TM: (47N,44B,42N,25G)(51G,49G)(39G,31G,30G,51G,54G,55G)(27B,37N)(51G,45N)(53N)(40G)(50G,44N) (40G,40G,22G)(49G)(53G)(38G)(0)(47G,37G)  
OPP: 0(35G)(41G,49N)(43G)(38G)(38G,30G)(33G) (22G)(24G,43G) (30G,27G,29G)(27G,43G)(53B,53G) (53G)(0)(24G,43G,28G,51G)

SACKS  
Landry 5.5, Simmons 3, Crawford 2, D. Jones 2, King 1, J. Brown 1, Fulton 1, Ray 1, Reed 1, Vaccaro 1, R. Evans 0.5  
TM 19, OPP 25

TACKLES (Solo-Assists-Total)  
Byard (111-79-32), Butler (100-86-14), R. Evans (96-59-37), Vaccaro (83-62-21), Brown (76-45-31), Landry III (69-46-23), Long Jr. (50-28-22), Jones (49-29-20), Simmons (49-24-25), Hooker (44-30-14), King II (31-21-10), Joseph (29-25-4), Crawford (28-20-8), Borders (27-22-5), C. Jackson (21-12-9), Clowney (19-14-5), Fulton (16-14-2), T. Smith (14-10-4), Compton (14-8-6), A. Jackson (12-9-3), Dickerson (10-4-6), Kalu (8-7-1), Roberson (6-4-2), Orr (5-5-0), Skipper (5-4-1), Tart (5-2-3), Murchison (5-1-4), Beasley Jr. (3-2-1), Reed (3-2-1), Correa (2-1-1), Mack (2-1-1), Dzubnar (1-1-0), Ray (1-1-0), Raymond (1-1-0)

USUAL STARTING LINEUP	
OFFENSE	
WR	Corey Davis (84)
TE	Jonnu Smith (81)
LT	Taylor Lewan (77)/Ty Sambrailo (70)/David Quessenberry (72)
LG	Rodger Saffold III (76)
C	Ben Jones (60)
RG	Nate Davis (64)
RT	Dennis Kelly (70)
TE	Geoff Swaim (87)
WR	A.J. Brown (11)
QB	Ryan Tannehill (17)
RB	Derrick Henry (22)
DEFENSE	
DE	Jack Crawford (94)
NT	DaQuan Jones (90)
DT	Jeffery Simmons (98)
OLB	Jadeveon Clowney (99)
ILB	Rashaan Evans (54)
ILB	Jayon Brown (55)
OLB	Harold Landry III (58)
CB	Malcolm Butler (21)
SS	Kenny Vaccaro (24)
FS	Kevin Byard (31)
CB	Desmond King II (33)/Adoree' Jackson (25)

SPECIALISTS	
K	Stephen Gostkowski (3)
P	Brett Kern (6)
PR	Kalif Raymond (14)
KR	Kalif Raymond (14)

Pro Bowl [All-Pro](#)  
GM: Jon Robinson; Head Coach: Mike Vrabel  
Asst. Coaches: Arthur Smith (off. coordinator), Craig Aukerman (ST), Brian Bell (strength and conditioning assist.), Scott Booker (safeties), Shane Bowen (OLB), Keith Carter (OL), Ryan Crow (assist. ST), Tony Dews (RB), Todd Downing (TE), Matt Edwards (def. assist.), Monday Gee (strength and conditioning assist.), Jim Haslett (ILB), Chandler Henley (quality control), Zak Kuhr (def. quality control), Anthony Midget (secondary), Rob Moore (WR), Pat O'Hara (QB), Frank Piraino (strength and conditioning), Luke Steckel (off. assist.), John Streicher (coordinator of football development), Mike Sullivan (assist. OL), Terrell Williams (DL)

AMERICAN FOOTBALL CONFERENCE STANDINGS				
AFC EAST	W	L	T	Pct
Buffalo	13	3	0	.813
Miami	10	6	0	.625
New England	7	9	0	.438
New York Jets	2	14	0	.125
AFC NORTH	W	L	T	Pct
Pittsburgh	12	4	0	.750
* Baltimore	11	5	0	.688
* Cleveland	11	5	0	.688
Cincinnati	4	11	1	.281
AFC SOUTH	W	L	T	Pct
Tennessee	11	5	0	.688
* Indianapolis	11	5	0	.688
Houston	4	12	0	.250
Jacksonville	1	15	0	.063
AFC WEST	W	L	T	Pct
Kansas City	14	2	0	.875
Las Vegas	8	8	0	.500
Los Angeles Chargers	7	9	0	.438
Denver	5	11	0	.313

NATIONAL FOOTBALL CONFERENCE STANDINGS				
NFC EAST	W	L	T	Pct
Washington	7	9	0	.438
New York Giants	6	10	0	.375
Dallas	6	10	0	.375
Philadelphia	4	11	1	.281
NFC NORTH	W	L	T	Pct
Green Bay	13	3	0	.813
* Chicago	8	8	0	.500
Minnesota	7	9	0	.438
Detroit	5	11	0	.313
NFC SOUTH	W	L	T	Pct
New Orleans	12	4	0	.750
* Tampa Bay	11	5	0	.688
Carolina	5	11	0	.313
Atlanta	4	12	0	.250
NFC WEST	W	L	T	Pct
Seattle	12	4	0	.750
* Los Angeles Rams	10	6	0	.625
Arizona	8	8	0	.500
San Francisco	6	10	0	.375

\* Wild Card for Playoffs

2019 SEASON (9-7 REGULAR SEASON, 2-1 PLAYOFFS) • 2ND PLACE AFC SOUTH

DATE	OPPONENT	SCORE	W/L	ATT
Sep. 8	at Cleveland	43-13	W	67,431
Sep. 15	INDIANAPOLIS	17-19	L	62,849
Sep. 19	at Jacksonville	7-20	L	58,613
Sep. 29	at Atlanta	24-10	W	72,108
Oct. 6	BUFFALO	7-14	L	66,910
Oct. 13	at Denver	0-16	L	75,815
Oct. 20	L.A. CHARGERS	23-20	W	62,431
Oct. 27	TAMPA BAY	27-23	W	62,073
Nov. 3	at Carolina	20-30	L	72,540
Nov. 10	KANSAS CITY	35-32	W	68,864
Nov. 24	JACKSONVILLE	42-20	W	60,926
Dec. 1	at Indianapolis	31-17	W	60,361
Dec. 8	at Oakland	42-21	W	52,760
Dec. 15	HOUSTON	21-24	L	65,265
Dec. 22	NEW ORLEANS	28-38	L	66,756
Dec. 29	at Houston	35-14	W	71,794
Jan. 4	at New England	20-13	W	65,878
Jan. 11	at Baltimore	28-12	W	71,254
Jan. 19	at Kansas City	24-35	L	73,656

	TITANS	OPP
Total First Downs	317	335
Rushing	104	95
Passing	177	213
Penalty	36	27
3rd Down: Made/Att	70/185	74/204
3rd Down Pct.	37.8	36.3
4th Down: Made/Att	4/14	10/25
4th Down Pct.	28.6	40.0
Possession Avg.	28:31	31:29
Total Net Yards	5,805	5,752
Avg. Per Game	362.8	359.5
Total Plays	949	1056
Avg. Per Play	6.1	5.4
Net Yards Rushing	2,223	1,672
Avg. Per Game	138.9	104.5
Total Rushes	445	415
Net Yards Passing	3,582	4,080
Avg. Per Game	223.9	255.0
Sacked/Yards Lost	56/374	43/276
Gross Yards	3956	4356
Att./Completions	448/297	598/386
Completion Pct.	66.3	64.5
Had Intercepted	8	14
Punts/Average	78/47.1	71/46.5
Net Punting Avg.	78/43.1	71/42.7
Penalties/Yards	99/932	125/1025
Fumbles/Ball Lost	21/9	16/9
Touchdowns	54	39
Rushing	21	14
Passing	29	25
Returns	4	0

BY PERIODS	1	2	3	4	OT	PTS
Team	69	77	110	146	0	402
Opponents	74	99	87	71	0	331

SCORING	TD	RU	PA	RT	PAT	FG	S	TP
Henry	18	16	2	0			0	108
A. Brown	9	1	8	0			0	54
Succop	0	0	0	0	24/25	1/6	0	27
Tannehill	4	4	0	0			0	26
Santos	0	0	0	0	12/12	4/9	0	24
Sharpe	4	0	4	0			0	24
Jon. Smith	3	0	3	0			0	18
Parkey	0	0	0	0	5/6	3/3	0	14
C. Davis	2	0	2	0			0	12
Humphries	2	0	2	0			0	12
De. Walker	2	0	2	0			0	12
Joseph	0	0	0	0	9/9	0/0	0	9
J. Brown	1	0	0	1			0	6
Butler	1	0	0	1			0	6
Evans	1	0	0	1			0	6
Firkser	1	0	1	0			0	6
Kelly	1	0	1	0			0	6
D. Lewis	1	0	1	0			0	6
Pruitt	1	0	1	0			0	6
Quessenberry	1	0	1	0			0	6
Raymond	1	0	1	0			0	6
T. Smith	1	0	0	1			0	6
Wake	0	0	0	0			1	2
Team	54	21	29	4	50/52	8/18	1	402
Opponents	39	14	25	0	30/35	21/27	0	331

2-FM Conversions: Tannehill, TM 1-2, OPP 2-4  
Punt/Lost: Tannehill 6/3, Henry 5/3, Mariota 3/0, A. Brown 1/0, C. Davis 1/0, Humphries 1/0, Jackson 1/1, D. Lewis 1/1, Raymond 1/1, De. Walker 1/0

RUSHING	No	Yds	Avg	Lg	TD
Henry	303	1,540	5.1	74t	16
D. Lewis	54	209	3.9	17	0
Tannehill	43	185	4.3	25	4
Mariota	24	129	5.4	15	0

PASSING	Att	Cmp	Pct	Yards	Yds/Att	TD	Int	Lg	Sk/Yds	Rating
Tannehill	286	201	2,742	70.3	9.59	22	6	91t	31/212	117.5
Mariota	160	95	1,203	59.4	7.52	7	2	75t	25/162	92.3
Kern	2	1	11	50.0	5.50	0	0	11	0/0	66.7
Team	448	297	3,956	66.3	8.83	29	8	91t	56/374	108.3
Opponents	598	386	4,356	64.5	7.28	25	14	63t	43/276	90.4

Jon. Smith	4	78	19.5	57	0
A. Brown	3	60	20.0	49t	1
Dawkins	11	26	2.4	14	0
Humphries	1	1	1.0	1	0
Kern	1	0	0.0	0	0
Raymond	1	-5	-5.0	-5	0
Team	445	2,223	5.0	74t	21
Opponents	415	1,672	4.0	69	14

RECEIVING	No	Yds	Avg	Lg	TD
A. Brown	52	1,051	20.2	91t	8
C. Davis	43	601	14.0	38	2
Humphries	37	374	10.1	30	2
Jon. Smith	35	439	12.5	57	3
Sharpe	25	329	13.2	47	4
D. Lewis	25	164	6.6	24	1
De. Walker	21	215	10.2	29	2
Henry	18	206	11.4	75t	2
Firkser	14	204	14.6	39	1
Raymond	9	170	18.9	52	1
Pruitt	6	90	15.0	42	1
Blasingame	4	54	13.5	24	0
Jennings	2	17	8.5	11	0
Hollister	2	13	6.5	11	0
R. Davis	1	16	16.0	16	0
Byard	1	11	11.0	11	0
Kelly	1	1	1.0	1t	1
Quessenberry	1	1	1.0	1t	1
Team	297	3,956	13.3	91t	29
Opponents	386	4,356	11.3	63t	25

INTERCEPTIONS	No	Yds	Avg	Lg	TD
Byard	5	79	15.8	28	0
Ryan	4	16	4.0	16	0
Butler	2	61	30.5	38t	1
Vaccaro	1	2	2.0	2	0
J. Brown	1	0	0.0	0	0
Landry	1	0	0.0	0	0
Team	14	158	11.3	38t	1
Opponents	8	204	25.5	86	0

PUNTING	No	Yds	Avg	Net	TB	In	Lg	B
Kern	78	3,672	47.1	43.1	2	37	70	0
Team	78	3,672	47.1	43.1	2	37	70	0
Opponents	71	3,300	46.5	42.7	5	32	64	0

PUNT RETURNS	No	FC	Yds	Avg	Lg	TD
Humphries	12	19	78	6.5	21	0
Raymond	4	7	45	11.3	14	0
Jackson	3	1	26	8.7	17	0
R. Davis	2	3	9	4.5	10	0
Sims	1	0	11	11.0	11	0
Team	22	30	169	7.7	21	0
Opponents	30	19	269	9.0	42	0

KICKOFF RETURNS	No	Yds	Avg	Lg	TD
Raymond	18	403	22.4	45	0
Jennings	9	196	21.8	26	0
Jackson	2	23	11.5	23	0
Jon. Smith	1	16	16.0	16	0
Team	30	638	21.3	45	0
Opponents	37	877	23.7	47	0

FIELD GOALS	1-19	20-29	30-39	40-49	50+
Santos	0/0	0/0	1/3	2/3	1/3
Succop	0/0	0/0	1/1	0/4	0/1
Parkey	0/0	0/0	0/0	2/2	1/1
Team	0/0	0/0	2/4	4/9	2/5
Opponents	0/0	5/5	4/5	9/11	3/6

TEAM/Santos: (37G,53G) (49G,45N) () (45G) (50N,36N, 33B, 53N) () () () () () () () () ()  
Succop: () () () () () () () () (43N,56N,44N) () () (31G) (42N) (45B) () ()  
Parkey: () () () () () (45G) (51G,42G) () () () () () () ()  
Joseph: () () () () () () () () () () () () ()  
OPP: () () (40G,48G) (32N,42G) () (31G,53G,48G) (29G, 50G) (22G,48G,24G) (35G,49N) (30G,41G,43G,39G,52B) (49G,50G) (55N,53B,28G,46B) () (29G) (47G) ()  
  
SACKS  
Landry 9, Casey 5, Correa 5, Ryan 4.5, Roberson 3, Evans 2.5, Wake 2.5, Finch 2, Simmons 2, Mack 1.5, J. Brown 1, Gilbert 1, D. Jones 1, Vaccaro 1, Woodyard 1, (group) 1.  
Titans 43, Opponents 56

TACKLES (Solo-Assists-Total)  
Evans (139-84-55), Ryan (120-76-44), Brown (117-89-28), Vaccaro (104-62-42), Byard (91-57-34), Landry III (81-56-25), Casey (61-41-20), Jones (50-34-16), Woodyard (46-32-14), Jackson (40-36-4), Simmons (40-25-15), Correa (37-23-14), Sims (31-23-8), Butler (30-23-7), Johnson (29-16-13), Smith (24-19-5), Gilbert (24-15-9), Long Jr. (15-8-7), Brock Sr. (13-10-3), Finch (13-10-3), Hooker (13-8-5), Mack (11-6-5), Orr (9-7-2), Wake (5-3-2), Roberson (4-4-0), Urban (4-2-2), Dickerson (2-2-0), Kalu (2-2-0), Bates (1-1-0), Ivie (1-0-1)

USUAL STARTING LINEUP	
OFFENSE	
WR	Corey Davis (84)
TE	Jonnu Smith (81)
LT	Taylor Lewan (77)
LG	Rodger Saffold III (76)
C	Ben Jones (60)
RG	Nate Davis (64)
RT	Jack Conklin (78)
TE	MyCole Pruitt (85)
WR	A.J. Brown (11)
QB	Ryan Tannehill (17)
RB	Derrick Henry (22)
DEFENSE	
DE	Jeffery Simmons (98)
NT	DaQuan Jones (99)
DT	Jurrell Casey (99)
OLB	Kamalei Correa (44)/Reggie Gilbert (93)
ILB	Rashaan Evans (54)
ILB	Jayon Brown (55)
OLB	Harold Landry III (58)
CB	Malcolm Butler (21)/Adoree' Jackson (25)
SS	Kenny Vaccaro (24)
FS	Kevin Byard (31)
CB	Logan Ryan (26)

SPECIALISTS	
K	Cairo Santos (7)/Cody Parkey (3)/Ryan Succop (4)/Greg Joseph (7)
P	Brett Kern (6)
PR	Adam Humphries (10)
KR	Kalif Raymond (14)

Pro Bowl All-Pro  
  
GM: Jon Robinson; Head Coach: Mike Vrabel  
Asst. Coaches: Dean Pees (def. coordinator), Arthur Smith (off. coordinator), Craig Aukerman (ST), Brian Bell (strength and conditioning assist.), Scott Booker (def. assist.), Shane Bowen (OLB), Keith Carter (OL), Kerry Coombs (secondary), Ryan Crow (def. assist.), Tony Dews (RB), Todd Downing (TE), Matt Edwards (assist. ST), Mondray Gee (strength and conditioning assist.), Chandler Henley (quality control), Tyrone McKenzie (ILB), Rob Moore (WR), Pat O'Hara (QB), Matt Pees (quality control), Frank Piraino (strength and conditioning), Luke Steckel (off. assist.), John Streicher (Assistant to Head Coach), Mike Sullivan (off. assist.), Terrell Williams (DL)

AMERICAN FOOTBALL CONFERENCE STANDINGS				
AFC EAST	W	L	T	Pct
New England	12	4	0	.750
* Buffalo	10	6	0	.625
New York Jets	7	9	0	.438
Miami	5	11	0	.313
AFC NORTH	W	L	T	Pct
Baltimore	14	2	0	.875
Pittsburgh	8	8	0	.500
Cleveland	6	10	0	.375
Cincinnati	2	14	0	.125
AFC SOUTH	W	L	T	Pct
Houston	10	6	0	.625
* Tennessee	9	7	0	.563
Indianapolis	7	9	0	.438
Jacksonville	6	10	0	.375
AFC WEST	W	L	T	Pct
Kansas City	12	4	0	.750
Denver	7	9	0	.438
Oakland	7	9	0	.438
Los Angeles Chargers	5	11	0	.313

NATIONAL FOOTBALL CONFERENCE STANDINGS				
NFC EAST	W	L	T	Pct
Philadelphia	9	7	0	.563
Dallas	8	8	0	.500
New York Giants	4	12	0	.250
Washington	3	13	0	.188
NFC NORTH	W	L	T	Pct
Green Bay	13	3	0	.813
* Minnesota	10	6	0	.625
Chicago	8	8	0	.500
Detroit	3	12	1	.219
NFC SOUTH	W	L	T	Pct
New Orleans	13	3	0	.813
Atlanta	7	9	0	.438
Tampa Bay	7	9	0	.438
Carolina	5	11	0	.313
NFC WEST	W	L	T	Pct
San Francisco	13	3	0	.813
* Seattle	11	5	0	.688
Los Angeles Rams	9	7	0	.563
Arizona	5	10	1	.344

\* Wild Card for Playoffs



2018 SEASON (9-7 REGULAR SEASON, 0-0 PLAYOFFS) • 3RD PLACE AFC SOUTH

DATE	OPPONENT	SCORE	W/L	ATT
Sep. 9	at Miami	20-27	L	65,184
Sep. 16	HOUSTON	20-17	W	62,372
Sep. 23	at Jacksonville	9-6	W	64,015
Sep. 30	PHILADELPHIA	26-23*	W	69,013
Oct. 7	at Buffalo	12-13	L	68,202
Oct. 14	BALTIMORE	0-21	L	64,441
Oct. 21	at L.A. Chargers	19-20	L	84,301
Nov. 5	at Dallas	28-14	W	90,466
Nov. 11	NEW ENGLAND	34-10	W	69,363
Nov. 18	at Indianapolis	10-38	L	57,401
Nov. 26	at Houston	17-34	L	71,826
Dec. 2	N.Y. JETS	26-22	W	60,904
Dec. 6	JACKSONVILLE	30-9	W	60,344
Dec. 16	at N.Y. Giants	17-0	W	74,538
Dec. 22	WASHINGTON	25-16	W	60,746
Dec. 30	INDIANAPOLIS	17-33	L	68,978

\* Overtime

	TITANS	OPP
Total First Downs	289	298
Rushing	106	98
Passing	156	182
Penalty	27	18
3rd Down: Made/Att	82/205	75/205
3rd Down Pct.	40.0	36.6
4th Down: Made/Att	7/12	11/20
4th Down Pct.	58.3	55.0
Possession Avg.	29:28	30:02
Total Net Yards	4,998	5,334
Avg. Per Game	312.4	333.4
Total Plays	938	1001
Avg. Per Play	5.3	5.3
Net Yards Rushing	2,023	1,863
Avg. Per Game	126.4	116.4
Total Rushes	454	429
Net Yards Passing	2,975	3,471
Avg. Per Game	185.9	216.9
Sacked/Yards Lost	47/280	39/248
Gross Yards	3255	3719
Att./Completions	437/293	533/337
Completion Pct.	67.0	63.2
Had Intercepted	12	11
Punts/Average	75/46.4	71/46.1
Net Punting Avg.	75/41.7	71/39.4
Penalties/Yards	82/727	120/984
Fumbles/Ball Lost	18/6	14/6
Touchdowns	34	32
Rushing	15	9
Passing	16	21
Returns	3	2

BY PERIODS	1	2	3	4	OT	PTS
Team	76	58	69	101	6	310
Opponents	70	105	63	62	3	303

SCORING	TD	RU	PA	RT	PAT	FG	S	TP
Succop	0	0	0	0	28/31	26/30	0	106
Henry	12	12	0	0			0	72
C. Davis	4	0	4	0			0	24
J. Smith	3	0	3	0			0	18
D. Lewis	2	1	1	0			0	12
Mariota	2	2	0	0			0	12
Sharpe	2	0	2	0			0	12
Stocker	2	0	2	0			0	12
Brown	1	0	0	1			0	6
Butler	1	0	0	1			0	6
Cruikshank	1	0	1	0			0	6
Firkser	1	0	1	0			0	6
Jennings	1	0	0	1			0	6
Pruitt LG	1	0	1	0			0	6
Pruitt TM	1	0	1	0			0	6
Taylor	1	0	1	0			0	6
Team	34	15	16	3	28/31	26/30	0	310
Opponents	32	9	21	2	31/32	26/29	1	303

2-Pt Conversions: TM 0-1, OPP 0-0

FUM/Lost: Mariota 9/2, Jackson 3/1, Batson 1/0, C. Davis 1/0, Henry 1/1, D. Lewis 1/1, J. Smith 1/0, Taylor 1/1

RUSHING	No	Yds	Avg	Lg	TD
Henry	215	1,059	4.9	99t	12
D. Lewis	155	517	3.3	36	1
Mariota	64	357	5.6	27	2
Davis	6	55	9.2	39	0

PASSING	Att	Cmp	Pct	Yards	Yds/Att	TD	Int	Lg	Sk/Yds	Rating
Mariota	331	228	68.9	2,528	7.64	11	8	61t	42/243	92.3
Gabbert	101	61	60.4	626	6.20	4	4	35	5/37	74.9
Henry	3	2	66.7	14	4.67	0	0	8	0/0	77.1
Byard	1	1	100.0	66	66.00	1	0	66t	0/0	158.3
Jennings	1	1	100.0	21	21.00	0	0	21	0/0	118.8
Team	437	293	67.0	3,255	7.45	16	12	66t	47/280	89.8
Opponents	533	337	63.2	3,719	6.98	21	11	75t	39/248	88.4

Fluellen	4	16	4.0	13	0
Sharpe	1	16	16.0	16	0
Jennings	1	2	2.0	2	0
Batson	1	1	1.0	1	0
Gabbert	6	0	0.0	1	0
Stocker	1	0	0.0	0	0
Team	454	2,023	4.5	99t	15
Opponents	429	1,863	4.3	97t	9

RECEIVING	No	Yds	Avg	Lg	TD
C. Davis	65	891	13.7	51	4
D. Lewis	59	400	6.8	37	1
Taylor	37	466	12.6	55	1
Sharpe	26	316	12.2	28	2
J. Smith	20	258	12.9	61t	3
Firkser	19	225	11.8	28	1
Stocker	15	165	11.0	31	2
Henry	15	99	6.6	21	0
Jennings	11	101	9.2	36	0
Pruitt	9	102	11.3	27	1
Batson	8	82	10.3	26	0
Walker	4	52	13.0	16	0
Matthews	3	11	3.7	4	0
Cruikshank	1	66	66.0	66t	1
Mariota	1	21	21.0	21	0
Team	293	3,255	11.1	66t	16
Opponents	337	3,719	11.0	75t	21

INTERCEPTIONS	No	Yds	Avg	Lg	TD
Byard	4	1	0.3	1	0
Butler	3	90	30.0	56t	1
Jackson	2	7	3.5	7	0
Brown	1	22	22.0	22t	1
Vaccaro	1	0	0.0	0	0
Team	11	120	10.9	56t	2
Opponents	12	219	18.3	54	1

PUNTING	No	Yds	Avg	Net	TB	In	Lg	B
Kern	74	3483	47.1	41.7	3	39	62	1
Team	75	3483	46.4	41.7	3	39	62	1
Opponents	71	3275	46.1	39.4	12	27	68	0

PUNT RETURNS	No	FC	Yds	Avg	Lg	TD
Jackson	16	9	148	9.3	26	0
Matthews	4	0	38	9.5	18	0
Williams	4	1	47	11.8	38	0
Batson	3	1	4	1.3	5	0
Team	27	11	237	8.8	38	0
Opponents	33	16	296	9.0	51	0

KICKOFF RETURNS	No	Yds	Avg	Lg	TD
Jennings	22	698	31.7	94t	1
Cruikshank	1	39	39.0	39	0
Team	23	737	32.0	94t	1
Opponents	25	696	27.8	102t	1

FIELD GOALS	1-19	20-29	30-39	40-49	50+
Succop	0/0	5/6	13/13	5/7	3/4
Team	0/0	5/6	13/13	5/7	3/4
Opponents	0/0	6/6	8/9	8/8	4/6

TEAM/Succop: (47G,53G)(42G,31G)(39G,48N,36G,28G)(42G,33G)(25G,54G,39G,50G)()(28G,33G,51N)(28N)(33G,31G)(42G)(31G)(24G,33G)(33G)(48N,22G)(42G,33G)(38G) OPP: (27G,30G)(54N,34G)(46G,38G)(27G,30G,37G)(40G,46G)()(29G,28G)(38N)(52G,52N)(22G)(43G,47G)(54G,34G,43G,39G,39G)()()(50G,40G,46G)(53G,25G)

SACKS  
Casey 7, Brown 6, Landry 4.5, Woodyard 4.5, Ryan 4, Correa 3.5, Byard 2, Vaccaro 2, Finch 1.5, Orakpo 1.5, Butler 1, Johnson 1, D. Morgan 0.5  
Titans 39, Opponents 47

TACKLES (Solo-Assists-Total)  
Woodyard (124-85-39), Brown (107-76-31), Byard (96-64-32), Ryan (85-54-31), Casey (72-46-26), Vaccaro (70-45-25), Jackson (69-62-7), Evans (63-42-21), Butler (56-49-7), Landry (46-26-20), Orakpo (40-24-16), Jones (39-19-20), Morgan (37-25-12), Lewis (28-19-9), Correa (27-17-10), Johnson (25-16-9), Finch (22-16-6), Sims (21-15-6), Logan (16-8-8), Compton (11-7-4), Bates (6-3-3), Kilgo (5-3-2), Dickerson (3-2-1), Cruikshank (2-2-0), Wallace (1-0-1)

USUAL STARTING LINEUP

OFFENSE

WR	Corey Davis (84)
TE	Jonnu Smith (81)
LT	Taylor Lewan (77)
LG	Quinton Spain (67)
C	Ben Jones (60)
RG	Josh Kline (64)
RT	Jack Conklin (78)
TE	Luke Stocker (88)
WR	Tajae Sharpe (19)
QB	Marcus Mariota (8)
RB	Derrick Henry (22)

DEFENSE

DE	DaQuan Jones (90)
NT	Austin Johnson (94)
DT	Jurrell Casey (99)
OLB	Derrick Morgan (91)
ILB	Wesley Woodyard (59)
ILB	Jayon Brown (55)/Rashaan Evans (54)
OLB	Brian Orakpo (98)
CB	Logan Ryan (26)/Adoree' Jackson (25)
SS	Kenny Vaccaro (24)
FS	Kevin Byard (31)
CB	Malcolm Butler (21)

SPECIALISTS

K	Ryan Succop (4)
P	Brett Kern (6)
PR	Adoree' Jackson (25)
KR	Darius Jennings (15)

Pro Bowl [All-Pro](#)

GM: Jon Robinson; Head Coach: Mike Vrabel  
Asst. Coaches: Matt LaFleur (off. coordinator), Dean Pees (def. coordinator), Craig Aukerman (ST), Brian Bell (strength and conditioning assist.), Scott Booker (def. assist.), Shane Bowen (OLB), Keith Carter (OL), Kerry Coombs (secondary), Ryan Crow (def. assist.), Tony Dews (RB), Matt Edwards (assist. ST), Chandler Henley (quality control), Tom Kanavy (strength and conditioning), Tyrone McKenzie (ILB), Rob Moore (WR), Pat O'Hara (QB), Matt Pees (quality control), Taylor Porter (strength and conditioning assist.), Arthur Smith (TE), Luke Steckel (off. assist.), Mike Sullivan (off. assist.), Terrell Williams (DL)

AMERICAN FOOTBALL CONFERENCE STANDINGS

AFC EAST	W	L	T	Pct
New England	11	5	0	.688
Miami	7	9	0	.438
Buffalo	6	10	0	.375
New York Jets	4	12	0	.250
AFC NORTH	W	L	T	Pct
Baltimore	10	6	0	.625
Pittsburgh	9	6	1	.594
Cleveland	7	8	1	.469
Cincinnati	6	10	0	.375
AFC SOUTH	W	L	T	Pct
Houston	11	5	0	.688
* Indianapolis	10	6	0	.625
Tennessee	9	7	0	.563
Jacksonville	5	11	0	.313
AFC WEST	W	L	T	Pct
Kansas City	12	4	0	.750
* Los Angeles Chargers	12	4	0	.750
Denver	6	10	0	.375
Oakland	4	12	0	.250

NATIONAL FOOTBALL CONFERENCE STANDINGS

NFC EAST	W	L	T	Pct
Dallas	10	6	0	.625
* Philadelphia	9	7	0	.563
Washington	7	9	0	.438
New York Giants	5	11	0	.313
NFC NORTH	W	L	T	Pct
Chicago	12	4	0	.750
Minnesota	8	7	1	.531
Green Bay	6	9	1	.406
Detroit	6	10	0	.375
NFC SOUTH	W	L	T	Pct
New Orleans	13	3	0	.813
Atlanta	7	9	0	.438
Carolina	7	9	0	.438
Tampa Bay	5	11	0	.313
NFC WEST	W	L	T	Pct
Los Angeles Rams	13	3	0	.813
* Seattle	10	6	0	.625
San Francisco	4	12	0	.250
Arizona	3	13	0	.188

\* Wild Card for Playoffs

2017 SEASON (9-7 REGULAR SEASON, I-1 PLAYOFFS) • 2ND PLACE AFC SOUTH

DATE	OPPONENT	SCORE	W/L	ATT
Sep. 10	OAKLAND	16-26	L	69,089
Sep. 17	at Jacksonville	37-16	W	61,709
Sep. 24	SEATTLE	33-27	W	69,127
Oct. 1	at Houston	14-57	L	71,804
Oct. 8	at Miami	10-16	L	65,135
Oct. 16	INDIANAPOLIS	36-22	W	63,888
Oct. 22	at Cleveland	12-9*	W	59,061
Nov. 5	BALTIMORE	23-20	W	67,322
Nov. 12	CINCINNATI	24-20	W	67,432
Nov. 16	at Pittsburgh	17-40	L	60,703
Nov. 26	at Indianapolis	20-16	W	62,207
Dec. 3	HOUSTON	24-13	W	62,758
Dec. 10	at Arizona	7-12	L	64,153
Dec. 17	at San Francisco	23-25	L	70,133
Dec. 24	L.A. RAMS	23-27	L	60,097
Dec. 31	JACKSONVILLE	15-10	W	65,501
Jan. 6	at Kansas City	22-21	W	73,319
Jan. 13	at New England	14-35	L	65,878

\* Overtime

	TITANS	OPP
Total First Downs	290	323
Rushing	97	68
Passing	157	231
Penalty	36	24
3rd Down: Made/Att	71/202	78/214
3rd Down Pct.	35.1	36.4
4th Down: Made/Att	5/10	10/16
4th Down Pct.	50.0	62.5
Possession Avg.	29:51	30:09
Total Net Yards	5024	5248
Avg. Per Game	314.0	328.0
Total Plays	974	1046
Avg. Per Play	5.2	5.0
Net Yards Rushing	1833	1420
Avg. Per Game	114.6	88.8
Total Rushes	443	398
Net Yards Passing	3191	3828
Avg. Per Game	199.4	239.3
Sacked/Yards Lost	35/203	43/272
Gross Yards	3394	4100
Att./Completions	496/306	605/369
Completion Pct.	61.7	61.0
Had Intercepted	17	12
Punts/Average	75/49.7	75/48.2
Net Punting Avg.	75/44.6	75/42.8
Penalties/Yards	85/785	119/942
Fumbles/Ball Lost	10/8	23/9
Touchdowns	33	36
Rushing	18	5
Passing	14	27
Returns	1	4

BY PERIODS	1	2	3	4	OT	PTS
Team	52	103	91	85	3	334
Opponents	71	98	49	138	0	356

SCORING	TD	RU	PA	RT	PAT	FG	S	TP
Succop	0	0	0	0	31/33	35/42	0	136
Murray	7	6	1	0			0	42
Henry	6	5	1	0			0	36
Mariota	5	5	0	0			0	30
Matthews	4	0	4	0			0	24
Walker	4	1	3	0			0	24
J. Smith	2	0	2	0			0	12
Decker	1	0	1	0			0	6
Fowler	1	1	0	0			0	6
Supernaw	1	0	1	0			0	6
Taylor	1	0	1	0			0	6
Woodyard	1	0	0	1			0	6
Team	33	18	14	1	31/33	35/42	0	334
Opponents	36	5	27	4	29/34	37/41	0	356

2-Pt Conversions: TM 0-0, OPP 0-2

FUM/Lost: Cassel 2/2, Walker 2/2, Mariota 2/1, Davis 1/1, Jackson 1/1, Murray 1/1, Henry 1/0

RUSHING	No	Yds	Avg	Lg	TD
Henry	176	744	4.2	75t	5
Murray	184	659	3.6	75t	6
Mariota	60	312	5.2	34t	5
Jackson	5	55	11.0	20	0
Taylor	8	43	5.4	17	0

PASSING	Att	Cmp	Pct	Yards	Yds/Att	TD	Int	Lg	Sk/Yds	Rating
Mariota	453	281	62.0	3232	7.13	13	15	75t	27/173	79.3
Cassel	42	25	59.5	162	3.86	1	2	17	8/30	55.9
Decker	1	0	0.0	0	0.00	0	0	---	0/0	39.6
Team	496	306	61.7	3394	6.84	14	17	75t	35/203	77.1
Opponents	605	369	61.0	4100	6.78	27	12	80t	43/272	87.8

Fluellen	4	21	5.3	10	0
Fowler	2	4	2.0	3t	1
Weems	1	0	0.0	0	0
Walker	2	-2	-1.0	1t	1
Matthews	1	-3	-3.0	-3	0
Team	443	1833	4.1	75t	18
Opponents	398	1420	3.6	34	5

RECEIVING	No	Yds	Avg	Lg	TD
Walker	74	807	10.9	42	3
Decker	54	563	10.4	29	1
Matthews	53	795	15.0	75t	4
Murray	39	266	6.8	18	1
Davis	34	375	11.0	37	0
J. Smith	18	157	8.7	32t	2
Taylor	16	231	14.4	53t	1
Henry	11	136	12.4	66t	1
Supernaw	4	39	9.8	20	1
Stockert	1	12	12.0	12	0
Douglas	1	8	8.0	8	0
Weems	1	5	5.0	5	0
Team	306	3394	11.1	75t	14
Opponents	369	4100	11.1	80t	27

INTERCEPTIONS	No	Yds	Avg	Lg	TD
Byard	8	130	16.3	33	0
T. Smith	1	14	14.0	14	0
Searcy	1	8	8.0	8	0
Riley	1	2	2.0	2	0
Sims	1	0	0.0	0	0
Team	12	154	12.8	33	0
Opponents	17	262	15.4	41	2

PUNTING	No	Yds	Avg	Net	TB	In	Lg	B
Kern	75	3728	49.7	44.6	5	28	74	0
Team	75	3728	49.7	44.6	5	28	74	0
Opponents	75	3617	48.2	42.8	5	21	64	0

PUNT RETURNS	No	FC	Yds	Avg	Lg	TD
Jackson	34	9	290	8.5	46	0
Weems	2	0	15	7.5	13	0
Team	36	9	305	8.5	46	0
Opponents	41	9	286	7.0	23	0

KICKOFF RETURNS	No	Yds	Avg	Lg	TD
Jackson	25	578	23.1	57	0
Weems	2	18	9.0	18	0
Decker	1	22	22.0	22	0
Team	28	618	22.1	57	0
Opponents	32	750	23.4	60	0

FIELD GOALS	1-19	20-29	30-39	40-49	50+
Succop	0/0	10/10	7/7	16/20	2/5
Team	0/0	10/10	7/7	16/20	2/5
Opponents	0/0	9/10	7/8	14/16	7/7

TEAM/Succop: (23G,26G,52G,52N) (40G,41G,26G) (24G,37G,47G,35G) (45G)(48G,32G,40G,48G,23G) (43G,23G,46G,53N,47G) (48G) (48N,44G) (48B,44G)(29G,45G) (40N,43G) (58N) (40G,31G,50G) (25G,37G,45N,27G) (25G,39G,38N)  
OPP: (20G,52G,52G,43G) (43G) (50G,40G,33G) (41G) (36G,25G,52G)(31G,47G,54G) (30G,49G) (41G,28G,50G,26G) (26G,28G,42G)(23G,48N,27N,42G) (47G,23G,40N,32G,35G) (38G,48G,28G,50G,48G,45G) (36N) (41G)

SACKS  
Morgan 7.5, Orakpo 7, Casey 6, Woodyard 5, Walden 4, D. Jones 3.5, Williamson 3, Brown 1.5, Klug 1.5, Cyprien 1, A. Johnson 1, King 1, (group) 1,  
Titans 43, Opponents 35

TACKLES (Solo-Assists-Total)  
Woodyard (104-68-172), Williamson (70-55-125), Byard (64-23-87), Ryan (54-19-73), Casey (60-12-72), Jackson (58-9-67), Brown (42-25-67), Cyprien (46-19-65), Orakpo (39-21-60), Walden (29-15-44), Morgan (23-17-40), Jones (24-12-36), Sims (28-5-33), Johnson (20-12-32), Searcy (22-5-27), Williams (16-10-26), Klug (15-11-26), Riley (8-5-13), Smith (10-1-11), Dodd (7-4-11), McCain (7-4-11), King (3-1-4), Palmer (1-2-3)  
Team Totals: 750-355-1,105

USUAL STARTING LINEUP

OFFENSE	
WR	Rishard Matthews (18)
TE	Delanie Walker (82)
LT	Taylor Lewan (77)
LG	Quinton Spain (67)
C	Ben Jones (60)
RG	Josh Kline (64)
RT	Jack Conklin (78)
TE	Jonnu Smith (81)
WR	Corey Davis (84)/Eric Decker (87)
QB	Marcus Mariota (8)
RB	DeMarco Murray (29)
DEFENSE	
DE	DaQuan Jones (90)
NT	Sylvester Williams (96)
DT	Jurrell Casey (99)
OLB	Derrick Morgan (91)
ILB	Wesley Woodyard (59)
ILB	Avery Williamson (54)
OLB	Brian Orakpo (98)
CB	Logan Ryan (26)
SS	Johnathan Cyprien (37)/Da'Norris Searcy (21)
FS	Kevin Byard (31)
CB	Adoree' Jackson (25)

SPECIALISTS	
K	Ryan Succop (4)
P	Brett Kern (6)
KR/PR	Adoree' Jackson (25)
ST	Brynden Trawick (41)

Pro Bowl All-Pro

GM: Jon Robinson; Head Coach: Mike Mularkey  
Asst. Coaches: Dick LeBeau (asst. HC/def. coord.), Terry Robiskie (off. coord.), Craig Aukerman (asst. ST), Brandon Blaney (def. asst.), Sylvester Croom (RB), Nick Eason (DL), Russ Grimm (OL), Steve Hoffman (ST), Frisman Jackson (WR), Steve Jackson (asst. secondary), Tom Kanavy (asst. strength and cond.), Jason Michael (QB), Taylor Porter (strength and cond. asst.), Arthur Smith (TE), Lou Spanos (LB), Luke Stechel (asst. WR), Mike Sullivan (asst. OL), Deshaea Townsend (secondary), Steve Watterson (asst. HC/ strength and cond.), Keith Willis (asst. DL)

AMERICAN FOOTBALL CONFERENCE STANDINGS

AFC EAST	W	L	T	Pct
New England	13	3	0	.813
* Buffalo	9	7	0	.563
Miami	6	10	0	.375
New York Jets	5	11	0	.313
AFC NORTH	W	L	T	Pct
Pittsburgh	13	3	0	.813
Baltimore	9	7	0	.563
Cincinnati	7	9	0	.438
Cleveland	0	16	0	.000
AFC SOUTH	W	L	T	Pct
Jacksonville	10	6	0	.625
* Tennessee	9	7	0	.563
Indianapolis	4	12	0	.250
Houston	4	12	0	.250
AFC WEST	W	L	T	Pct
Kansas City	10	6	0	.625
Los Angeles Chargers	9	7	0	.563
Oakland	6	10	0	.375
Denver	5	11	0	.313

NATIONAL FOOTBALL CONFERENCE STANDINGS

NFC EAST	W	L	T	Pct
Philadelphia	13	3	0	.813
Dallas	9	7	0	.563
Washington	7	9	0	.438
New York Giants	3	13	0	.188
NFC NORTH	W	L	T	Pct
Minnesota	13	3	0	.813
Detroit	9	7	0	.563
Green Bay	7	9	0	.438
Chicago	5	11	0	.313
NFC SOUTH	W	L	T	Pct
New Orleans	11	5	0	.688
* Carolina	11	5	0	.688
* Atlanta	10	6	0	.625
Tampa Bay	5	11	0	.313
NFC WEST	W	L	T	Pct
Los Angeles Rams	11	5	0	.688
Seattle	9	7	0	.563
Arizona	8	8	0	.500
San Francisco	6	10	0	.375

\* Wild Card for Playoffs



2016 SEASON (9-7 REGULAR SEASON, 0-0 PLAYOFFS) • 2ND PLACE AFC SOUTH

DATE	OPPONENT	SCORE	W/L	ATT
Sep. 11	MINNESOTA	16-25	L	63,816
Sep. 18	at Detroit	16-15	W	58,466
Sep. 25	OAKLAND	10-17	L	62,370
Oct. 2	at Houston	20-27	L	71,815
Oct. 9	at Miami	30-17	W	64,425
Oct. 16	CLEVELAND	28-26	W	60,897
Oct. 23	INDIANAPOLIS	26-34	L	65,470
Oct. 27	JACKSONVILLE	36-22	W	61,619
Nov. 6	at San Diego	35-43	L	52,281
Nov. 13	GREEN BAY	47-25	W	69,116
Nov. 20	at Indianapolis	17-24	L	65,048
Nov. 27	at Chicago	27-21	W	59,494
Dec. 11	DENVER	13-10	W	68,780
Dec. 18	at Kansas City	19-17	W	68,084
Dec. 24	at Jacksonville	17-38	L	59,621
Jan. 1	HOUSTON	24-17	W	65,205

	TITANS	OPP
Total First Downs	322	324
Rushing	115	70
Passing	175	227
Penalty	32	27
3rd Down: Made/Att	100/217	77/210
3rd Down Pct.	46.1	36.7
4th Down: Made/Att	4/11	12/22
4th Down Pct.	36.4	54.5
Possession Avg.	30:32	29:28
Total Net Yards	5728	5720
Avg. Per Game	358.0	357.5
Total Plays	1008	1031
Avg. Per Play	5.7	5.5
Net Yards Rushing	2187	1413
Avg. Per Game	136.7	88.3
Total Rushes	476	356
Net Yards Passing	3541	4307
Avg. Per Game	221.3	269.2
Sacked/Yards Lost	28/179	40/278
Gross Yards	3720	4585
Att./Completions	504/307	635/388
Completion Pct.	60.9	61.1
Had Intercepted	11	12
Punts/Average	77/44.2	72/46.7
Net Punting Avg.	77/38.6	72/40.9
Penalties/Yards	110/1012	137/1191
Fumbles/Ball Lost	17/7	12/6
Touchdowns	46	43
Rushing	16	10
Passing	29	25
Returns	1	8

BY PERIODS	1	2	3	4	OT	PTS
Team	77	149	59	96	0	381
Opponents	97	95	75	111	0	378

SCORING	TD	RU	PA	RT	PAT	FG	S	TP
Succop	0	0	0	0	39/41	22/24	0	105
Murray	12	9	3	0	0	0	0	72
Matthews	9	0	9	0	0	0	0	54
Walker	7	0	7	0	0	0	0	42
Henry	5	5	0	0	0	0	0	30
Wright	3	0	3	0	0	0	0	18
Fasano	2	0	2	0	0	0	0	12
An. Johnson	2	0	2	0	0	0	0	12
Mariota	2	2	0	0	0	0	0	12
Sharpe	2	0	2	0	0	0	0	12
D. Jones	1	0	0	1	0	0	0	6
Lewan	1	0	1	0	0	0	0	6
Team	46	16	29	1	39/41	22/24	0	381
Opponents	43	10	25	8	35/40	27/32	1	378

2-Pt Conversions: TM 0-5, OPP 1-3

FUM/Lost: Mariota 9/5, Murray 3/1, Mariani 2/0, Cassel 1/0, Matthews 1/1, Walker 1/0

RUSHING	No	Yds	Avg	Lg	TD
Murray	293	1287	4.4	75t	9
Henry	110	490	4.5	22	5
Mariota	60	349	5.8	41	2
Andrews	2	15	7.5	9	0
Mariani	1	15	15.0	15	0
Wright	1	15	15.0	15	0
Walker	2	11	5.5	8	0
Cassel	4	3	0.8	3	0
Fowler	1	3	3.0	3	0
Sharpe	1	1	1.0	1	0
Blake	1	-2	-2.0	-2	0
Team	476	2187	4.6	75t	16
Opponents	356	1413	4.0	68t	10

PASSING	Att	Cmp	Pct	Yards	Yds/Att	TD	Int	Lg	Sk/Yds	Rating
Mariota	451	276	3426	61.2	7.60	26	9	60	23/156	95.6
Cassel	51	30	284	58.8	5.57	2	2	50	5/23	71.0
Murray	2	1	10	50.0	5.00	1	0	10t	0/0	104.2
Team	504	307	3720	60.9	7.38	29	11	60	28/179	93.7
Opponents	635	388	4585	61.1	7.22	25	12	58	40/278	88.3

RECEIVING	No	Yds	Avg	Lg	TD
Matthews	65	945	14.5	60	9
Walker	65	800	12.3	47	7
Murray	53	377	7.1	35	3
Sharpe	41	522	12.7	34t	2
Wright	29	416	14.3	48t	3
Douglas	15	210	14.0	35	0
Henry	13	137	10.5	29	0
An. Johnson	9	85	9.4	20	2
Fasano	8	83	10.4	17	2
Supernaw	4	62	15.5	30	0
Amaro	3	59	19.7	26	0
Fowler	1	14	14.0	14	0
Lewan	1	10	10.0	10t	1
Team	307	3720	12.1	60	29
Opponents	388	4585	11.8	58	25

INTERCEPTIONS	No	Yds	Avg	Lg	TD
Cox	3	3	1.0	3	0
McCain	2	33	16.5	33	0
McCourty	2	7	3.5	6	0
Woodyard	1	21	21.0	21	0
Stafford	1	4	4.0	4	0
Searcy	1	0	0.0	0	0
Sims	1	0	0.0	0	0
Williamson	1	0	0.0	0	0
Team	12	68	5.7	33	0
Opponents	11	203	18.5	77t	3

PUNTING	No	Yds	Avg	Net	TB	In	Lg	B
Kern	77	3402	44.2	38.6	4	32	71	0
Team	77	3402	44.2	38.6	4	32	71	0
Opponents	72	3360	46.7	40.9	9	22	72	0

PUNT RETURNS	No	FC	Yds	Avg	Lg	TD
Mariani	29	22	235	8.1	18	0
Blake	1	0	1	1.0	1	0
Team	30	22	236	7.9	18	0
Opponents	36	27	347	9.6	74t	2

KICKOFF RETURNS	No	Yds	Avg	Lg	TD
Mariani	26	560	21.5	37	0
Andrews	4	37	9.3	17	0
Wright	3	32	10.7	15	0
Team	33	629	19.1	37	0
Opponents	21	462	22.0	61	0

FIELD GOALS	1-19	20-29	30-39	40-49	50+
Succop	1/1	4/4	6/6	8/8	3/5
Team	1/1	4/4	6/6	8/8	3/5
Opponents	0/0	7/7	9/10	6/9	5/6

TEAM/Succop: (28G) (51N,46G) (34G) (48G,26G) (40G) (58N) (48G,44G) (32G,22G,33G) () (51G,23G) (47G) (19G,31G) (53G,41G) (39G,53G) (42G) (35G)  
OPP: (37N,56N,50G,33G,45G,30G) (42G,27G) (52G) (53G,48N,45G) (24G) (45G,37G) (28G,33G) () (32G,23G,36G) (29G,38G) (42N,49G) () (34G) (34G) (29G,48G,56G,50G) (45N,26G)

SACKS  
Orakpo 10.5, Morgan 9, Casey 5, Spence 3, Williamson 2, Woodyard 2, D. Jones 1.5, Klug 1.5, Byard 1, Dodd 1, Stafford 1, Wallace 1, (team) 1, Au. Johnson 0.5  
Titans 40, Opponents 28

TACKLES (Solo-Assists-Total)  
Williamson (76-73-149), Woodyard (52-36-88), Spence (41-36-77), McCourty (56-8-64), Byard (42-21-63), Stafford (42-16-58), Orakpo (40-15-55), Searcy (39-12-51), Casey (38-13-51), Morgan (29-21-50), R. Johnson (33-15-48), McCain (37-7-44), Blake (32-5-37), Cox (33-3-36), Jones (18-11-29), Klug (14-11-25), Sims (17-1-18), Woods (11-6-17), Bass (8-8-16), Au. Johnson (13-2-15), Wallace (9-6-15), Blackson (7-7-14), Dodd (6-3-9), Palmer (2-0-2), An. Woods (2-0-2), Abdesmad (1-0-1), Reed (1-0-1), Team (1-0-1)  
Team Totals: 700-336-1,036

USUAL STARTING LINEUP

OFFENSE  
WR Rishard Matthews (18)  
TE Delanie Walker (82)  
LT Taylor Lewan (77)  
LG Quinton Spain (67)  
C Ben Jones (60)  
RG Josh Kline (64)  
RT Jack Conklin (78)  
TE Anthony Fasano (80)  
WR Tajae Sharpe (19)  
QB Marcus Mariota (8)  
RB DeMarco Murray (29)

DEFENSE  
DE DaQuan Jones (90)  
NT Al Woods (96)  
DT Jurrell Casey (99)  
OLB Derrick Morgan (91)/David Bass (51)  
ILB Wesley Woodyard (59)/Sean Spence (55)  
ILB Avery Williamson (54)  
OLB Brian Orakpo (98)  
CB Jason McCourty (30)  
SS Da'Norris Searcy (21)  
FS Rashad Johnson (25)/Kevin Byard (31)/Daimion Stafford (24)  
CB Brice McCain (23)/Perrish Cox (20)

SPECIALISTS  
K Ryan Succop (4)  
P Brett Kern (6)  
KR/PR Marc Mariani (87)

Pro Bowl All-Pro

GM: Jon Robinson; Head Coach: Mike Mularkey  
Asst. Coaches: Dick LeBeau (asst. HC/def. coord.), Terry Robiskie (off. coord.), Bobby April (ST coord.), Brandon Blaney (def. asst.), Bob Bratkowski (WR), Sylvester Croom (RB), Nick Eason (DL), Russ Grimm (OL), Steve Hoffman (ST asst.), Steve Jackson (asst. secondary), Jason Michael (QB), Arthur Smith (TE), Lou Spanos (LB), Luke Steckel (off. asst.), Mike Sullivan (asst. OL), Deshea Townsend (second-ary), Jason Tucker (asst. WR), Steve Watterson (asst. HC/ strength and cond.), Keith Willis (asst. DL)  
\* April - special teams coordinator first four games; Hoffman - special teams assistant first four games, special teams co-ordinator final 12 games

AMERICAN FOOTBALL CONFERENCE STANDINGS

AFC EAST	W	L	T	Pct
New England	14	2	0	.875
* Miami	10	6	0	.625
Buffalo	7	9	0	.438
New York Jets	5	11	0	.313
AFC NORTH	W	L	T	Pct
Pittsburgh	11	5	0	.688
Baltimore	8	8	0	.500
Cincinnati	6	9	1	.406
Cleveland	1	15	0	.063
AFC SOUTH	W	L	T	Pct
Houston	9	7	0	.563
Tennessee	9	7	0	.563
Indianapolis	8	8	0	.500
Jacksonville	3	13	0	.188
AFC WEST	W	L	T	Pct
Kansas City	12	4	0	.750
* Oakland	12	4	0	.750
Denver	9	7	0	.563
San Diego	5	11	0	.313

NATIONAL FOOTBALL CONFERENCE STANDINGS

NFC EAST	W	L	T	Pct
Dallas	13	3	0	.813
* New York Giants	11	5	0	.688
Washington	8	7	1	.531
Philadelphia	7	9	0	.438
NFC NORTH	W	L	T	Pct
Green Bay	10	6	0	.625
* Detroit	9	7	0	.563
Minnesota	8	8	0	.500
Chicago	3	13	0	.188
NFC SOUTH	W	L	T	Pct
Atlanta	11	5	0	.688
Tampa Bay	9	7	0	.563
New Orleans	7	9	0	.438
Carolina	6	10	0	.375
NFC WEST	W	L	T	Pct
Seattle	10	5	1	.656
Arizona	7	8	1	.469
Los Angeles	4	12	0	.250
San Francisco	2	14	0	.125

\* Wild Card for Playoffs

2015 SEASON (3-13 REGULAR SEASON, 0-0 PLAYOFFS) • 4TH PLACE AFC SOUTH

DATE	OPPONENT	SCORE	W/L	ATT
Sep. 13	at Tampa Bay	W 42-14		63,945
Sep. 20	at Cleveland	L 14-28		67,431
Sep. 27	INDIANAPOLIS	L 33-35		65,920
Oct. 11	BUFFALO	L 13-14		65,670
Oct. 18	MIAMI	L 10-38		62,342
Oct. 25	ATLANTA	L 7-10		63,329
Nov. 1	at Houston	L 6-20		71,630
Nov. 8	at New Orleans	W 34-28*		73,075
Nov. 15	CAROLINA	L 10-27		63,591
Nov. 19	at Jacksonville	L 13-19		60,121
Nov. 29	OAKLAND	L 21-24		58,075
Dec. 6	JACKSONVILLE	W 42-39		57,355
Dec. 13	at New York Jets	L 8-30		78,160
Dec. 20	at New England	L 16-33		66,829
Dec. 27	HOUSTON	L 6-34		62,153
Jan. 3	at Indianapolis	L 24-30		65,733

	TITANS	OPP
Total First Downs	298	317
Rushing	66	101
Passing	195	192
Penalty	37	24
3rd Down: Made/Att	64/201	92/216
3rd Down Pct.	31.8	42.6
4th Down: Made/Att	7/15	4/12
4th Down Pct.	46.7	33.3
Possession Avg.	29:25	30:35
Total Net Yards	4988	5475
Avg. Per Game	311.8	342.2
Total Plays	976	1003
Avg. Per Play	5.1	5.5
Net Yards Rushing	1485	1797
Avg. Per Game	92.8	112.3
Total Rushes	371	462
Net Yards Passing	3503	3678
Avg. Per Game	218.9	229.9
Sacked/Yards Lost	54/390	39/271
Gross Yards	3893	3949
Att./Completions	551/342	502/319
Completion Pct.	62.1	63.5
Had Intercepted	17	11
Punts/Average	88/47.4	74/48.2
Net Punting Avg.	88/40.3	74/43.0
Penalties/Yards	93/779	112/982
Fumbles/Ball Lost	25/16	16/8
Touchdowns	37	51
Rushing	10	11
Passing	25	34
Returns	2	6

BY PERIODS	1	2	3	4	OT	PTS
Team	67	71	84	71	6	299
Opponents	96	127	75	125	0	423

SCORING	TD	RU	PA	RT	PAT	FG	S	TP
Succop	0	0	0	0	29/31	14/16	0	71
Walker	6	0	6	0			0	38
Green-Beckham	4	0	4	0			0	26
Andrews	3	3	0	0			0	18
Mariota	3	2	1	0			0	18
Wright	3	0	3	0			0	18
McCluster	2	1	1	0			0	14
Douglas	2	0	2	0			0	12
Fasano	2	0	2	0			0	12
Fowler	2	1	1	0			0	12
Sankey	2	1	1	0			0	12
Stevens	2	0	2	0			0	12
Cobb	1	1	0	0			0	6
Hunter	1	0	1	0			0	6
McBride	1	0	1	0			0	6
Mettenberger	1	1	0	0			0	6
Sensabaugh	1	0	0	1a			0	6
Woodyard	1	0	0	1b			0	6
Team	37	10	25	2	29/31	14/16	0	299
Opponents	51	11	34	6	48/50	23/27	0	423

2-Pt Conversions: Green-Beckham, McCluster, Walker, TM  
3-5, OPP 0-1

FUM/Lost: Mariota 10/6, Mettenberger 4/2, Douglas 2/1,  
McCluster 2/2, Sankey 2/1, West(TM) 2/2, Andrews 1/1, Gallik  
1/0, Supernaw 1/1

RUSHING	No	Yds	Avg	Lg	TD
Andrews	143	520	3.6	38	3
Mariota	34	252	7.4	87t	2
McCluster	55	247	4.5	44	1
Sankey	47	193	4.1	16	1
Cobb	52	146	2.8	12	1

PASSING	Att	Cmp	Pct	Yards	Yds/Att	TD	Int	Lg	Sk/Yds	Rating
Mariota	370	230	62.2	2818	7.62	19	10	61t	38/258	91.5
Mettenberger	166	101	60.8	935	5.63	4	7	57t	13/98	66.7
Tanne	14	10	71.4	99	7.07	1	0	29	3/34	114.9
Andrews	1	1	100.0	41	41.00	1	0	41t	0/0	158.3
Team	551	342	62.1	3893	7.07	25	17	61t	54/390	85.5
Opponents	502	319	63.5	3949	7.87	34	11	69t	39/271	101.3

West	16	51	3.2	12	0
Walker	1	36	36.0	36	0
Wright	5	17	3.4	13	0
Fowler	7	13	1.9	3	1
McBride	1	8	8.0	8	0
Mettenberger	9	8	0.9	5t	1
Douglas	1	-6	-6.0	-6	0
Team	371	1485	4.0	87t	10
Opponents	462	1797	3.9	32	11

RECEIVING	No	Yds	Avg	Lg	TD
Walker	94	1088	11.6	61t	6
Douglas	36	411	11.4	51	2
Wright	36	408	11.3	52t	3
Green-Beckham	32	549	17.2	47t	4
McCluster	31	260	8.4	35	1
Fasano	26	289	11.1	33	2
Hunter	22	264	12.0	29	1
Andrews	21	174	8.3	23	0
Sankey	14	139	9.9	30	1
Stevens	12	121	10.1	27	2
Fowler	5	44	8.8	19	1
Coffman	4	42	10.5	16	0
Supernaw	3	32	10.7	16	0
Turzilli	2	25	12.5	18	0
McBride	2	8	4.0	7	1
Mariota	1	41	41.0	41t	1
Cobb	1	-2	-2.0	-2	0
Team	342	3893	11.4	61t	25
Opponents	319	3949	12.4	69t	34

INTERCEPTIONS	No	Yds	Avg	Lg	TD
Brown	2	45	22.5	45	0
Sensabaugh	2	42	21.0	26t	1
Griffin	1	29	29.0	29	0
Cox	1	27	27.0	27	0
Bass	1	8	8.0	8	0
Mount	1	8	8.0	8	0
Searcy	1	5	5.0	5	0
Webb	1	0	0.0	0	0
Williamson	1	0	0.0	0	0
Team	11	164	14.9	45	1
Opponents	17	263	15.5	69t	3

PUNTING	No	Yds	Avg	Net	TB	In	Lg	B
Kern	88	4175	47.4	40.3	1	34	61	0
Team	88	4175	47.4	40.3	1	34	61	0
Opponents	74	3568	48.2	43.0	4	24	65	0

PUNT RETURNS	No	FC	Yds	Avg	Lg	TD
McCluster	24	15	217	9.0	37	0
Douglas	11	2	73	6.6	18	0
Cox	3	0	17	5.7	9	0
Team	38	17	307	8.1	37	0
Opponents	47	23	605	12.9	78t	1

KICKOFF RETURNS	No	Yds	Avg	Lg	TD
McCluster	13	285	21.9	32	0
McBride	10	190	19.0	31	0
Sankey	9	192	21.3	34	0
Andrews	1	13	13.0	13	0
Team	33	680	20.6	34	0
Opponents	22	599	27.2	75	0

FIELD GOALS	1-19	20-29	30-39	40-49	50+
Succop	0/0	3/3	3/3	7/7	1/3
Team	0/0	3/3	3/3	7/7	1/3
Opponents	1/1	6/6	9/9	6/9	1/2

TEAM/Succop: ( ) ( ) (38G,21G) (21G,41G) (37G) ( ) (35G,44G)  
(51G,29G,55N) (45G) (47G,49G,53N) ( ) ( ) (49G) ( ) (49G)  
OPP: ( ) ( ) ( ) (30G) (27G,47N) (38G,24G) (46B) (48G,  
19G) (31G,32G,20G,36G) (24G) ( ) (53N,47G,27G,42G)  
(43G,48N,38G,42G,32G) (22G,36G) (49G,52G,35G)

SACKS  
Casey 7, Orakpo 7, Woodyard 5, Morgan 4.5, Klug 4, Williamson  
3.5, Blackson 2.5, Bass 1.5, Griffin 1, Stafford 1, Tavai 1, Brown  
0.5, Searcy 0.5  
Titans 39, Opponents 54

TACKLES (Solo-Assists-Total)  
Williamson (79-58-137), Woodyard (70-40-110), Griffin (67-34-  
101), Brown (65-33-98), Casey (48-38-86), Jones (45-22-67),  
Orakpo (44-20-64), Sensabaugh (42-16-58), Searcy (41-13-54),  
Bass (23-19-42), Morgan (20-14-34), Cox (26-5-31), Woods  
(14-17-31), Klug (13-13-26), Webb (20-2-22), Stafford (16-4-  
20), Blackson (10-9-19), Hill (7-12-19), Wreh-Wilson (16-1-17),  
McCourt (10-6-16), Riggs (6-0-6), Huff (5-1-6), Pitlotua (2-2-4),  
Tavai (2-1-3), Martin (1-2-3), Johnson (1-1-2), Mount (0-1-1)  
Team Totals: 692-382-1,074

USUAL STARTING LINEUP

OFFENSE  
WR Harry Douglas (83)  
TE Delanie Walker (82)  
LT Taylor Lewan (77)  
LG Byron Bell (76)/Quinton Spain (60)  
C Brian Schwenke (62)/Andy Gallik (69)  
RG Chance Warmack (70)  
RT Jeremiah Poutasi (73)/Byron Bell (76)  
TE Craig Stevens (88)/Anthony Fasano (80)  
WR Kendall Wright (13)  
QB Marcus Mariota (8)  
RB Antonio Andrews (26)

DEFENSE  
DE DaQuan Jones (90)  
NT Al Woods (96)/Sammie Hill (94)  
DT Jurrell Casey (99)  
OLB Derrick Morgan (91)/David Bass (51)  
ILB Wesley Woodyard (59)  
ILB Avery Williamson (54)  
OLB Brian Orakpo (98)  
CB Perrish Cox (29)  
SS Da'Norris Searcy (21)  
FS Michael Griffin (33)  
CB Coty Sensabaugh (24)

SPECIALISTS  
K Ryan Succop (8)  
P Brett Kern (6)  
KR/PR Dexter McCluster (22)

Pro Bowl All-Pro

GM: Ruston Webster; Head Coach: Ken Whisenhunt (first  
seven games), Mike Mularkey (final nine games)  
Asst. Coaches: Dick LeBeau (asst. HC/def.), Ray Horton  
(def. coord.), Jason Michael (off. coord.), Steve Watterson  
(strength and cond.), Bob Bostad (OL), Steve Brown (asst.  
secondary), Louie Cioffi (secondary), Sylvester Croom (RB),  
Nick Eason (asst. DL), Steve Hoffman (ST asst.), Shawn  
Jefferson (WR), Nate Kaczor (ST), Cannon Matthews (qual.  
ctl. coord. - def.), John McNulty (QB), Mike Mularkey (TE\*),  
Arthur Smith (asst. TE\*), Giff Smith (DL), Lou Spanos (LB),  
Luke Steckel (off. asst.), Mike Sullivan (asst. OL), Jason  
Tucker (asst. WR)

\* Mularkey - tight ends coach first seven games, head coach  
final nine games; Smith - assistant tight ends coach first sev-  
en games, tight ends coach final nine games

AMERICAN FOOTBALL CONFERENCE STANDINGS

AFC EAST	W	L	T	Pct
New England	12	4	0	.750
New York Jets	10	6	0	.625
Buffalo	8	8	0	.500
Miami	6	10	0	.375
AFC NORTH	W	L	T	Pct
Cincinnati	12	4	0	.750
* Pittsburgh	10	6	0	.625
Baltimore	5	11	0	.313
Cleveland	3	13	0	.188
AFC SOUTH	W	L	T	Pct
Houston	9	7	0	.563
Indianapolis	8	8	0	.500
Jacksonville	5	11	0	.313
Tennessee	3	13	0	.188
AFC WEST	W	L	T	Pct
Denver	12	4	0	.750
* Kansas City	11	5	0	.688
Oakland	7	9	0	.438
San Diego	4	12	0	.250

NATIONAL FOOTBALL CONFERENCE STANDINGS

NFC EAST	W	L	T	Pct
Washington	9	7	0	.563
Philadelphia	7	9	0	.438
New York Giants	6	10	0	.375
Dallas	4	12	0	.250
NFC NORTH	W	L	T	Pct
Minnesota	11	5	0	.688
* Green Bay	10	6	0	.625
Detroit	7	9	0	.438
Chicago	6	10	0	.375
NFC SOUTH	W	L	T	Pct
Carolina	15	1	0	.938
Atlanta	8	8	0	.500
New Orleans	7	9	0	.438
Tampa Bay	6	10	0	.375
NFC WEST	W	L	T	Pct
Arizona	13	3	0	.813
* Seattle	10	6	0	.625
St. Louis	7	9	0	.438
San Francisco	5	11	0	.313

\* Wild Card for Playoffs

2014 SEASON (2-14 REGULAR SEASON, 0-0 PLAYOFFS) • 4TH PLACE AFC SOUTH

DATE	OPPONENT	SCORE	W/L	ATT
Sep. 7	at Kansas City	26-10	W	73,569
Sep. 14	DALLAS	10-26	L	69,143
Sep. 21	at Cincinnati	7-33	L	56,743
Sep. 28	at Indianapolis	17-41	L	64,757
Oct. 5	CLEVELAND	28-29	L	69,143
Oct. 12	JACKSONVILLE	16-14	W	69,143
Oct. 19	at Washington	17-19	L	75,227
Oct. 26	HOUSTON	16-30	L	69,143
Nov. 9	at Baltimore	7-21	L	70,914
Nov. 17	PITTSBURGH	24-27	L	69,143
Nov. 23	at Philadelphia	24-43	L	69,596
Nov. 30	at Houston	21-45	L	71,714
Dec. 7	NEW YORK GIANTS	7-36	L	69,143
Dec. 14	NEW YORK JETS	11-16	L	69,143
Dec. 18	at Jacksonville	13-21	L	61,202
Dec. 28	INDIANAPOLIS	10-27	L	69,143

	TITANS	OPP
Total First Downs	258	357
Rushing	75	119
Passing	159	211
Penalty	24	27
3rd Down: Made/Att	59/196	94/227
3rd Down Pct.	30.1	41.4
4th Down: Made/Att	6/17	5/11
4th Down Pct.	35.3	45.5
Possession Avg.	27:31	32:29
Total Net Yards	4859	5968
Avg. Per Game	303.7	373.0
Total Plays	919	1099
Avg. Per Play	5.3	5.4
Net Yards Rushing	1447	2195
Avg. Per Game	90.4	137.2
Total Rushes	356	515
Net Yards Passing	3412	3773
Avg. Per Game	213.3	235.8
Sacked/Yards Lost	50/326	39/222
Gross Yards	3738	3995
Att./Completions	513/299	545/347
Completion Pct.	58.3	63.7
Had Intercepted	16	12
Punts/Average	89/46.3	73/46.0
Net Punting Avg.	89/40.8	73/41.2
Penalties/Yards	111/961	93/731
Fumbles/Ball Lost	23/10	7/4
Touchdowns	28	48
Rushing	6	17
Passing	20	28
Returns	2	3

BY PERIODS	1	2	3	4	OT	PTS
Team	40	94	73	47	0	254
Opponents	105	110	97	126	0	438

SCORING	TD	RU	PA	RT	PAT	FG	S	TP
Succop	0	0	0	0	27/27	19/22	0	84
Wright	6	0	6	0			0	36
Walker	4	0	4	0			0	24
Hunter	3	0	3	0			0	18
Greene	2	2	0	0			0	12
Sankey	2	2	0	0			0	12
L. Washington	2	0	2	0			0	12
N. Washington	2	0	2	0			0	12
Battle	1	1	0	0			0	6
Coffman	1	0	1	0			0	6
Hagan	1	0	1	0			0	6
Huff	1	0	0	1b			0	6
Locker	1	1	0	0			0	6
McCluster	1	0	1	0			0	6
McCourtly	1	0	0	1a			0	6
Team	28	6	20	2	27/27	19/22	1	254
Opponents	48	17	28	3	47/47	33/39	2	438

2-Pt Conversions: TM 0-1, OPP 0-1

FUM/Lost: Mettenberger 4/2, Locker 3/1, L. Washington 3/1, Whitehurst 3/0, Sankey 2/2, Spencer 2/0, Walker 2/0, Greene 1/1, McCluster 1/1, Schwenke 1/1, Wright 1/1

RUSHING	No	Yds	Avg	Lg	TD
Sankey	152	569	3.7	22	2
Greene	94	392	4.2	52	2
Locker	22	142	6.5	29	1
McCluster	40	131	3.3	16	0
Whitehurst	20	90	4.5	23	0
L. Washington	13	57	4.4	16	0
Wright	4	54	13.5	38	0
Battle	5	9	1.8	5	1
Mettenberger	5	4	0.8	8	0

PASSING	Att	Cmp	Pct	Yards	Yds/Att	TD	Int	Lg	Sk/Yds	Rating
Whitehurst	185	105	56.8	1,236	7.17	7	2	75t	18/103	87.4
Mettenberger	179	107	59.8	1,412	7.89	8	7	80t	18/138	83.4
Locker	146	86	58.9	993	6.80	5	7	61t	14/85	70.9
Palmer	3	1	33.3	7	2.33	0	0	7	0/0	42.4
Team	513	299	58.3	3,738	7.29	20	16	80t	50/326	81.0
Opponents	545	347	63.7	3,995	7.33	28	12	80	39/222	93.6

Palmer	1	-1	-1.0	-1	0
Team	356	1447	4.1	52	6
Opponents	515	2195	4.3	62t	17

RECEIVING	No	Yds	Avg	Lg	TD
Walker	63	890	14.1	68	4
Wright	57	715	12.5	48	6
N. Washington	40	647	16.2	80t	2
Hunter	28	498	17.8	75t	3
McCluster	26	197	7.6	25	1
L. Washington	22	159	7.2	25	2
Hagan	19	254	13.4	38t	1
Sankey	18	133	7.4	18	0
Coffman	6	64	10.7	18	1
Durham	6	54	9.0	14	0
Battle	5	28	5.6	12	0
Stevens	2	26	13.0	20	0
Thompson	2	24	12.0	13	0
Andrews	2	11	5.5	6	0
Greene	1	13	13.0	13	0
Klug	1	9	9.0	9	0
Schwenke	1	6	6.0	6	0
Whitehurst	0	10	---	10	0
Team	299	3738	12.5	80t	20
Opponents	347	3995	11.5	80	28

INTERCEPTIONS	No	Yds	Avg	Lg	TD
McCourtly	3	0	0.0	0	0
Woodyard	2	20	10.0	13	0
Griffin	2	12	6.0	12	0
Wreh-Wilson	1	34	34.0	34	0
Stafford	1	33	33.0	33	0
Huff	1	23	23.0	23t	1
Ghee	1	0	0.0	0	0
Wilson	1	0	0.0	0	0
Team	12	122	10.2	34	1
Opponents	16	214	13.4	67	1

PUNTING	No	Yds	Avg	Net	TB	In	Lg	B
Kern	88	4118	46.8	40.8	7	28	79	1
Team	89	4118	46.3	40.8	7	28	79	1
Opponents	73	3356	46.0	41.2	7	26	69	0

PUNT RETURNS	No	FC	Yds	Avg	Lg	TD
McCluster	22	14	155	7.0	48	0
L. Washington	7	4	47	6.7	10	0
Griffin	1	0	5	5.0	5	0
Team	30	18	207	6.9	48	0
Opponents	43	25	350	8.1	30	0

KICKOFF RETURNS	No	Yds	Avg	Lg	TD
L. Washington	31	738	23.8	52	0
Sankey	7	198	28.3	42	0
Andrews	5	110	22.0	27	0
Battle	2	43	21.5	22	0
Klug	2	32	16.0	20	0
Martin	1	0	0.0	0	0
Team	48	1121	23.4	52	0
Opponents	31	855	27.6	107t	1

FIELD GOALS	1-19	20-29	30-39	40-49	50+
Succop	0/0	5/5	7/7	5/8	2/2
Team	0/0	5/5	7/7	5/8	2/2
Opponents	1/1	9/9	12/12	7/11	4/6

Titans/Succop: (36G,31G,46G,47G) (47G) (40N,44N) (36G) ( ) (25G,21G,42G) (36G) (35G) ( ) (20G) (20G) ( ) (42N) (40G, 33G,51G) (50G,23G) (31G)  
OPP: (35G,48N) (48G,44G,51G,48G) (29G) (31G,30G) (38G,42G) (55B)(31G,31G,27G,22G) (30G,29G,49G) ( ) (49G,23G) (36G,26G,49N,35G,30G,50G) (37G,43B) (20G,19G,36G,52G,42G) (53N,51G) ( ) (23G,46N,26G)

SACKS  
Morgan 6.5, Casey 5, Griffin 3, Hill 3, Williamson 3, Woodyard 2.5, Klug 2, Phillips TM 2, Pitoitua 2, Wimbley 2, Groves 1, Huff 1, D. Jones 1, Pollard 1, Sensabaugh 1, Stafford 1, Wilson 1, Woods 1  
Titans 39, Opponents 50

TACKLES (Solo-Assists-Total)  
Woodyard (66-68-134), Griffin (83-32-115), Williamson (55-52-107), Casey (58-28-86), McCourtly (77-8-85), Morgan (52-30-82), Wilson (49-16-65), Wreh-Wilson (47-10-57), Hill (30-17-47), Pitoitua (21-24-45), Sensabaugh (37-7-44), Wimbley (18-23-41), Stafford (24-9-33), Klug (21-10-31), Woods (14-17-31), Phillips (14-14-28), Martin (10-18-28), Pollard (22-4-26), Gooden (15-9-24), Groves (12-7-19), Huff (8-6-14), Jones (7-6-13), Harris (8-1-9), Moch (3-1-4), Ghee (3-0-3), Brown (1-0-1)  
Team Totals: 755-417-1,172

USUAL STARTING LINEUP

OFFENSE  
WR Nate Washington (85)  
TE Delanie Walker (82)  
LT Taylor Lewan (77)  
LG Andy Levitre (67)  
C Brian Schwenke (62)  
RG Chance Warmack (70)  
RT Michael Oher (72)  
TE Craig Stevens (88)/Brett Brackett (87)  
WR Kendall Wright (13)  
QB Zach Mettenberger (7)  
RB Bishop Sankey (20)

DEFENSE  
DE Ropati Pitoitua (92)  
NT Sammie Hill (94)  
DT Jurrell Casey (99)  
OLB Derrick Morgan (91)  
ILB Wesley Woodyard (59)  
ILB Avery Williamson (54)  
OLB Kameron Wimbley (95)  
CB Bliidi Wreh-Wilson (25)  
SS George Wilson (21)  
FS Michael Griffin (33)  
CB Jason McCourtly (30)

SPECIALISTS  
K Ryan Succop (8)  
P Brett Kern (6)  
KR/PR Leon Washington (26)

Pro Bowl All-Pro

GM: Ruston Webster; Head Coach: Ken Whisenhunt  
Asst. Coaches: Ray Horton (def. coord.), Jason Michael (off. coord.), Bob Bostad (off. line), Steve Brown (asst. secondary), Louie Cioffi (secondary), Sylvester Croom (RB), Nick Eason (asst. DL), Steve Hoffman (ST asst.), Shawn Jefferson (WR), Nate Kaczor (ST), Cannon Matthews (qual. ctl. coord. - def.), John McNulty (QB), Mike Mularkey (TE), Kevin Patullo (asst. WR), Arthur Smith (asst. TE), Giff Smith (DL), Lou Spanos (LB), Luke Steckel (off. asst.), Mike Sullivan (asst. OL), Steve Watterson (strength and cond.)

AMERICAN FOOTBALL CONFERENCE STANDINGS

AFC EAST	W	L	T	Pct
New England	12	4	0	.750
Buffalo	9	7	0	.563
Miami	8	8	0	.500
New York Jets	4	12	0	.250
AFC NORTH	W	L	T	Pct
Pittsburgh	11	5	0	.688
* Cincinnati	10	5	1	.656
* Baltimore	10	6	0	.625
Cleveland	7	9	0	.438
AFC SOUTH	W	L	T	Pct
Indianapolis	11	5	0	.688
Houston	9	7	0	.563
Jacksonville	3	13	0	.188
Tennessee	2	14	0	.125
AFC WEST	W	L	T	Pct
Denver	12	4	0	.750
Kansas City	9	7	0	.563
San Diego	9	7	0	.563
Oakland	3	13	0	.188

NATIONAL FOOTBALL CONFERENCE STANDINGS

NFC EAST	W	L	T	Pct
Dallas	12	4	0	.750
Philadelphia	10	6	0	.625
New York Giants	6	10	0	.375
Washington	4	12	0	.250
NFC NORTH	W	L	T	Pct
Green Bay	12	4	0	.750
* Detroit	11	5	0	.688
Minnesota	7	9	0	.438
Chicago	5	11	0	.313
NFC SOUTH	W	L	T	Pct
Carolina	7	8	1	.469
New Orleans	7	9	0	.438
Atlanta	6	10	0	.375
Tampa Bay	2	14	0	.125
NFC WEST	W	L	T	Pct
Seattle	12	4	0	.750
* Arizona	11	5	0	.688
San Francisco	8	8	0	.500
St. Louis	6	10	0	.375

\* Wild Card for Playoffs



2013 SEASON (7-9 REGULAR SEASON, 0-0 PLAYOFFS) • 2ND PLACE AFC SOUTH

DATE	OPPONENT	SCORE	W/L	ATT
Sep. 8	at Pittsburgh	16-9	W	61,585
Sep. 15	at Houston	24-30*	L	71,718
Sep. 22	SAN DIEGO	20-17	W	69,143
Sep. 29	NEW YORK JETS	38-13	W	69,143
Oct. 6	KANSAS CITY	17-26	L	69,143
Oct. 13	at Seattle	13-20	L	68,127
Oct. 20	SAN FRANCISCO	17-31	L	69,143
Nov. 3	at St. Louis	28-21	W	54,617
Nov. 10	JACKSONVILLE	27-29	L	69,143
Nov. 14	INDIANAPOLIS	27-30	L	69,143
Nov. 24	at Oakland	23-19	W	46,001
Dec. 1	at Indianapolis	14-22	L	65,502
Dec. 8	at Denver	28-51	L	76,554
Dec. 15	ARIZONA	34-37*	L	69,143
Dec. 22	at Jacksonville	20-16	W	60,559
Dec. 29	HOUSTON	16-10	W	69,143

	TITANS	OPP
Total First Downs	311	329
Rushing	103	108
Passing	172	191
Penalty	36	30
3rd Down: Made/Att	94/227	69/201
3rd Down Pct.	41.4	34.3
4th Down: Made/Att	11/17	7/11
4th Down Pct.	64.7	63.6
Possession Avg.	30:00	30:00
Total Net Yards	5390	5407
Avg. Per Game	336.9	337.9
Total Plays	1032	1027
Avg. Per Play	5.2	5.3
Net Yards Rushing	1894	1795
Avg. Per Game	118.4	112.2
Total Rushes	462	446
Net Yards Passing	3496	3612
Avg. Per Game	218.5	225.8
Sacked/Yards Lost	37/214	36/227
Gross Yards	3710	3839
Att./Completions	533/328	545/344
Completion Pct.	61.5	63.1
Had Intercepted	16	13
Punts/Average	79/42.9	76/45.0
Net Punting Avg.	79/39.7	76/40.0
Penalties/Yards	101/900	95/779
Fumbles/Ball Lost	27/9	24/12
Touchdowns	41	40
Rushing	16	21
Passing	22	15
Returns	3	4

BY PERIODS	1	2	3	4	OT	PTS
Team	71	77	65	149	0	362
Opponents	76	83	88	125	9	381

SCORING	TD	RU	PA	RT	PAT	FG	S	TP
Bironas	0	0	0	0	41/41	25/29	0	116
C. Johnson	10	6	4	0			0	60
Walker	6	0	6	0			0	36
Greene	4	4	0	0			0	24
Hunter	4	0	4	0			0	24
Fitzpatrick	3	3	0	0			0	18
N. Washington	3	0	3	0			0	18
Locker	2	2	0	0			0	12
Preston	2	0	2	0			0	12
Wright	2	0	2	0			0	12
Battle	1	1	0	0			0	6
Klug	1	0	0	1b			0	6
McCourty	1	0	0	1c			0	6
Thompson	1	0	1	0			0	6
Verner	1	0	0	1a			0	6
Team	41	16	22	3	41/41	25/29	0	362
Opponents	40	21	15	4	37/38	32/39	3	381

2-Pt Conversions: TM 0-0, OPP 1-1

FUM/Lost: Fitzpatrick 9/2, C. Johnson 3/2, Locker 3/1, Kern 2/0, Williams 2/1, Wright 2/0, Wylie(TM) 2/1, Bailey 1/1, Reynaud(TM) 1/1, Walker 1/0, L. Washington(LG) 1/0, L. Washington(TM) 1/0

RUSHING	No	Yds	Avg	Lg	TD
C. Johnson	279	1077	3.9	30t	6
Greene	77	295	3.8	29	4
Fitzpatrick	43	225	5.2	26	3
Locker	24	155	6.5	39	2
Battle	36	142	3.9	37	1
Kern	2	0	0.0	0	0

PASSING	Att	Cmp	Pct	Yards	Yds/Att	TD	Int	Lg	Sk/Yds	Rating
Fitzpatrick	350	217	62.0	2454	7.01	14	12	77t	21/109	82.0
Locker	183	111	60.7	1256	6.86	8	4	66t	16/105	86.7
Team	533	328	61.5	3710	6.96	22	16	77t	37/214	83.6
Opponents	545	344	63.1	3839	7.04	15	13	55	36/227	83.3

Reynaud	1	0	0.0	0	0
Team	462	1894	4.1	39	16
Opponents	446	1795	4.0	60	21

RECEIVING	No	Yds	Avg	Lg	TD
Wright	94	1079	11.5	45	2
Walker	60	571	9.5	33	6
N. Washington	58	919	15.8	77t	3
C. Johnson	42	345	8.2	66t	4
Hunter	18	354	19.7	57	4
Williams	15	178	11.9	32	0
Britt	11	96	8.7	15	0
Greene	6	39	6.5	28	0
Mooney	6	32	5.3	22	0
Preston	5	37	7.4	10t	2
Battle	4	36	9.0	24	0
Thompson	3	13	4.3	9t	1
Stevens	2	5	2.5	6	0
Shiancoe	2	2	1.0	3	0
Reynaud	1	4	4.0	4	0
Fitzpatrick	1	0	0.0	0	0
Team	328	3710	11.3	77t	22
Opponents	344	3839	11.2	55	15

INTERCEPTIONS	No	Yds	Avg	Lg	TD
Verner	5	68	13.6	34	1
Pollard	3	36	12.0	32	0
Ayers	1	5	5.0	5	0
Brown	1	3	3.0	3	0
McCarthy	1	1	1.0	1	0
Griffin	1	0	0.0	0	0
G. Wilson	1	0	0.0	0	0
Team	13	113	8.7	34	1
Opponents	16	132	8.3	35	1

PUNTING	No	Yds	Avg	Net	TB	In	Lg	B
Kern	78	3386	43.4	39.7	2	32	63	1
Team	79	3386	42.9	39.7	2	32	63	1
Opponents	76	3422	45.0	40.0	7	28	61	0

PUNT RETURNS	No	FC	Yds	Avg	Lg	TD
Reynaud	18	8	135	7.5	35	0
L. Washington	6	9	78	13.0	33	0
Williams	4	3	12	3.0	8	0
Wylie	2	0	4	2.0	4	0
Verner	1	0	11	11.0	11	0
Team	31	20	240	7.7	35	0
Opponents	35	25	210	6.0	24	0

KICKOFF RETURNS	No	Yds	Avg	Lg	TD
L. Washington LG	17	500	29.4	95	0
L. Washington TM	16	481	30.1	95	0
Reynaud	15	355	23.7	40	0
Williams	5	123	24.6	37	0
Wylie	5	94	18.8	23	0
Bailey	1	0	0.0	0	0
Battle	1	26	26.0	26	0
Verner	1	17	17.0	17	0
Team	44	1096	24.9	95	0
Opponents	45	1099	24.4	96	0

FIELD GOALS	1-19	20-29	30-39	40-49	50+
Bironas	0/0	10/10	8/9	5/7	2/3
Team	0/0	10/10	8/9	5/7	2/3
Opponents	2/2	6/6	6/8	15/18	3/5

Bironas/Titans: (26G,44G,27G) (48N,47G) (20G,43N,37G) (26G) (22G,32N) (38G,25G) (31G) () (39G,37G) (25G,38G) (33G,22G,23G) () () (45G,50N,24G) (45G,52G) (42G,55G,37G) (OPP: () (50N,50N,46N) (44G,38B) (45G,47G) (29G,24G, 33G,48G) (31G,29G) (44G) (44N) (32G,44G) (48G,30G, 50G) (52G,48G,24G,32N,48N,42G) (47G,48G,45G,37G, 49G) (25G,64G,19G) (25G,47G,41G) (36G) (19G)

SACKS  
Casey 10.5, Morgan 6, Brown 4, Pitoitua 4, A. Johnson 3, Wimbley 3, Klug 2, Ayers 1, Fokou 1, Mi. Martin 1, Pollard 0.5  
Titans 36, Opponents 37

TACKLES (Solo-Assists-Total)  
Pollard (93-49-142), Brown (80-37-117), Griffin (71-35-106), Fokou (67-31-98), Pitoitua (42-49-91), Casey (49-41-90), McCourty (68-9-77), Verner (61-12-73), Ayers (44-12-56), Morgan (31-23-54), McCarthy (35-16-51), Hill (26-14-40), Sensabaugh (29-8-37), A. Johnson (19-16-35), Wilson (25-8-33), Klug (14-12-26), Wimbley (12-12-24), Martin (9-13-22), Edwards (6-4-10), Wreh-Wilson (6-3-9), Gooden (4-3-7), Campbell (3-1-4), Stafford (1-0-1)  
Team Totals: 795-408-1,203

USUAL STARTING LINEUP

OFFENSE  
WR Nate Washington (85)  
TE Craig Stevens (88)  
LT Michael Roos (71)  
LG Andy Levitre (67)  
C Brian Schwenke (62)  
RG Chance Warmack (70)  
RT David Stewart (76)  
TE Delanie Walker (82)  
WR Kendall Wright (13)  
QB Jake Locker (10)/Ryan Fitzpatrick (4)  
RB Chris Johnson (28)

DEFENSE  
LE Derrick Morgan (91)  
DT Sammie Hill (94)  
DT Jurrell Casey (99)  
RE Ropati Pitoitua (92)  
SLB Akeem Ayers (56)  
MLB Moise Fokou (53)  
WLB Zach Brown (55)  
LCB Jason McCourty (30)  
RCB Alterraun Verner (20)  
SS Bernard Pollard (31)  
FS Michael Griffin (33)

SPECIALISTS  
K Rob Bironas (2)  
P Brett Kern (6)  
KR/PR Leon Washington (26)

Pro Bowl All-Pro

GM: Ruston Webster; Head Coach: Mike Munchak  
Asst. Coaches: Jerry Gray (def. coord.), Dowell Loggains (off. coord.), Steve Watterson (asst. head coach/strength & cond.), Gregg Williams (senior asst./defense), Steve Brown (asst. secondary), Sylvester Croom (RB), Jonathan Gannon (def. asst./qual. ctl.), George Henshaw (TE), Steve Hoffman (ST asst.), Shawn Jefferson (WR), Nate Kaczor (ST), Bruce Matthews (OL), Brett Maxie (secondary), Keith Millard (def. asst./pass rush specialist), Chet Parlavecchio (LB), Dave Ragone (QB), Tracy Rucker (DL), Arthur Smith (OL/TE asst.)

AMERICAN FOOTBALL CONFERENCE STANDINGS

AFC EAST	W	L	T	Pct
New England	12	4	0	.750
New York Jets	8	8	0	.500
Miami	8	8	0	.500
Buffalo	6	10	0	.375
AFC NORTH	W	L	T	Pct
Cincinnati	11	5	0	.688
Pittsburgh	8	8	0	.500
Baltimore	8	8	0	.500
Cleveland	4	12	0	.250
AFC SOUTH	W	L	T	Pct
Indianapolis	11	5	0	.688
Tennessee	7	9	0	.438
Jacksonville	4	12	0	.250
Houston	2	14	0	.125
AFC WEST	W	L	T	Pct
Denver	13	3	0	.813
* Kansas City	11	5	0	.688
* San Diego	9	7	0	.563
Oakland	4	12	0	.250

NATIONAL FOOTBALL CONFERENCE STANDINGS

NFC EAST	W	L	T	Pct
Philadelphia	10	6	0	.625
Dallas	8	8	0	.500
New York Giants	7	9	0	.438
Washington	3	13	0	.188
NFC NORTH	W	L	T	Pct
Green Bay	8	7	1	.531
Chicago	8	8	0	.500
Detroit	7	9	0	.438
Minnesota	5	10	1	.344
NFC SOUTH	W	L	T	Pct
Carolina	12	4	0	.750
* New Orleans	11	5	0	.688
Atlanta	4	12	0	.250
Tampa Bay	4	12	0	.250
NFC WEST	W	L	T	Pct
Seattle	13	3	0	.813
* San Francisco	12	4	0	.750
Arizona	10	6	0	.625
St. Louis Rams	7	9	0	.438

\* Wild Card for Playoffs

# 2012 SEASON (6-10 REGULAR SEASON, 0-0 PLAYOFFS) • 3RD PLACE AFC SOUTH

DATE	OPPONENT	SCORE	W/L	ATT
Sep. 9	NEW ENGLAND	13-34	L	69,143
Sep. 16	at San Diego	10-38	L	60,804
Sep. 23	DETROIT	44-41*	W	69,143
Sep. 30	at Houston	14-38	L	71,581
Oct. 7	at Minnesota	7-30	L	57,652
Oct. 11	PITTSBURGH	26-23	W	69,143
Oct. 21	at Buffalo	35-34	W	68,836
Oct. 28	INDIANAPOLIS	13-19*	L	69,143
Nov. 4	CHICAGO	20-51	L	69,143
Nov. 11	at Miami	37-3	W	60,165
Nov. 18	BYE			
Nov. 25	at Jacksonville	19-24	L	63,323
Dec. 2	HOUSTON	10-24	L	69,143
Dec. 9	at Indianapolis	23-27	L	64,688
Dec. 17	NEW YORK JETS	14-10	W	69,143
Dec. 23	at Green Bay	7-55	L	70,508
Dec. 30	JACKSONVILLE	38-20	W	69,143

\* Overtime

	TITANS	OPP
<b>Total First Downs</b>	<b>260</b>	<b>358</b>
Rushing	70	122
Passing	166	210
Penalty	24	26
3rd Down: Made/Att	83/217	85/214
3rd Down Pct.	38.2	39.7
4th Down: Made/Att	5/15	6/14
4th Down Pct.	33.3	42.9
<b>Possession Avg.</b>	<b>27:18</b>	<b>32:42</b>
<b>Total Net Yards</b>	<b>5,010</b>	<b>5,999</b>
Avg. Per Game	313.1	374.9
Total Plays	957	1,086
Avg. Per Play	5.2	5.5
Net Yards Rushing	1,687	2,035
Avg. Per Game	105.4	127.2
Total Rushes	378	483
Net Yards Passing	3,323	3,964
Avg. Per Game	207.7	247.8
Sacked/Yards Lost	39/254	39/241
Gross Yards	3,577	4,205
Att./Completions	540/318	564/374
Completion Pct.	58.9	66.3
Had Intercepted	16	19
<b>Punts/Average</b>	<b>83/46.4</b>	<b>70/44.1</b>
Net Punting Avg.	83/40.4	70/36.1
<b>Penalties/Yards</b>	<b>106/847</b>	<b>86/717</b>
<b>Fumbles/Ball Lost</b>	<b>21/12</b>	<b>15/5</b>
<b>Touchdowns</b>	<b>36</b>	<b>55</b>
Rushing	10	16
Passing	17	31
Returns	9	8

BY PERIODS	1	2	3	4	OT	PTS
Team	72	94	66	95	3	330
Opponents	155	58	116	136	6	471

SCORING	TD	RU	PA	RT	PAT	FG	S	TP
Bironas	0	0	0	0	35/35	25/31	0	110
C. Johnson	6	6	0	0			0	36
Britt	4	0	4	0			0	26
Cook	4	0	4	0			0	24
Washington	4	0	4	0			0	24
Wright	4	0	4	0			0	24
Harper	3	3	0	0			0	18
Reynaud	3	0	0	3b			0	18
Brown	2	0	0	2f			0	12
Campbell	1	0	0	1a			0	6
Locker	1	1	0	0			0	6
McCarthy	1	0	0	1d			0	6
Stevens	1	0	1	0			0	6
Verner	1	0	0	1c			0	6
Witherspoon	1	0	0	1e			0	6
Team Defense	0	0	0	0			1	2
Team	36	10	17	9	35/35	25/31	1	330
Opponents	55	16	31	8	52/52	29/31	0	471

2-Pt Conversions: Britt, TM 1-1, OPP 1-2

FUM/Lost: C. Johnson 5/4, Locker 4/4, Hasselbeck 3/1, Britt 2/1, Stevens 2/0, Brown 1/0, Cook 1/1, Reynaud 1/0, Washington 1/0, Wright 1/1

RUSHING	No	Yds	Avg	Lg	TD
C. Johnson	276	1,243	4.5	94t	6
Locker	41	291	7.1	32	1
Hasselbeck	13	38	2.9	16	0
Reynaud	16	33	2.1	11	0
Harper	19	30	1.6	13	3
Mooney	5	19	3.8	8	0

PASSING	Att	Cmp	Pct	Yards	Yds/Att	TD	Int	Lg	Sk/Yds	Rating
Locker	314	177	2,176	56.4	6.93	10	11	71t	25/151	74.0
Hasselbeck	221	138	1,367	62.4	6.19	7	5	37	14/103	81.0
Smith	5	3	34	60.0	6.80	0	0	17	0/0	80.4
Team	540	318	3,577	58.9	6.62	17	16	71t	39/254	76.9
Opponents	564	374	4,205	66.3	7.46	31	19	82t	39/241	92.7

Ringer	2	14	7.0	9	0
Babineaux	1	10	10.0	10	0
Q. Johnson	4	5	1.3	3	0
Wright	1	4	4.0	4	0
Team	378	1,687	4.5	94t	10
Opponents	483	2,035	4.2	46	16

RECEIVING	No	Yds	Avg	Lg	TD
Wright	64	626	9.8	38	4
Washington	46	746	16.2	71t	4
Britt	45	589	13.1	46	4
Cook	44	523	11.9	61t	4
C. Johnson	36	232	6.4	22	0
Williams	30	324	10.8	27	0
Stevens	23	275	12.0	46	1
Thompson	6	46	7.7	12	0
Hawkins	5	62	12.4	42	0
Preston	5	59	11.8	21	0
Q. Johnson	5	40	8.0	17	0
Reynaud	5	35	7.0	9	0
Ringer	3	12	4.0	6	0
Harper	1	8	8.0	8	0
Team	318	3,577	11.2	71t	17
Opponents	374	4,205	11.2	82t	31

INTERCEPTIONS	No	Yds	Avg	Lg	TD
Griffin	4	59	14.8	33	0
McCourtly	4	29	7.3	28	0
Brown	3	156	52.0	79t	2
Verner	2	11	5.5	11	0
McCarthy	1	49	49.0	49t	1
Witherspoon	1	40	40.0	40t	1
Babineaux	1	10	10.0	10	0
Ayers	1	2	2.0	2	0
R. Johnson	1	2	2.0	2	0
Alfalava	1	0	0.0	0	0
Team	19	358	18.8	79t	4
Opponents	16	260	16.3	63t	4

PUNTING	No	Yds	Avg	Net	TB	In	Lg	B
Kern	81	3,855	47.6	40.4	5	30	71	2
Team	83	3,855	46.4	40.4	5	30	71	2
Opponents	70	3,084	44.1	36.1	4	29	67	1

PUNT RETURNS	No	FC	Yds	Avg	Lg	TD
Reynaud	31	17	410	13.2	81t	2
Campbell	0	0	65	---	65t	1
Team	31	17	475	15.3	81t	3
Opponents	39	15	405	10.4	58	0

KICKOFF RETURNS	No	Yds	Avg	Lg	TD
Reynaud	53	1,240	23.4	105t	1
Hawkins	7	205	29.3	71	0
McCourtly	1	14	14.0	14	0
Stevens	1	18	18.0	18	0
Witherspoon	1	6	6.0	6	0
Williams	0	6	---	6	0
Team	63	1,489	23.6	105t	1
Opponents	33	860	26.1	89t	1

FIELD GOALS	1-19	20-29	30-39	40-49	50+
Bironas	0/0	6/6	13/13	5/10	1/2
Team	0/0	6/6	13/13	5/10	1/2
Opponents	0/0	11/11	5/6	9/9	4/5

Bironas/Titans: (28G,24G) (23G) (31G,38G,41N,48N,26G) () (22G,38G,47G,40G) () (39G,45N,30G) (39G) (37G,38G, 53G) (38G,42N,40G,39G,33G) (37G) (57N,40G,31G,25G) (46B) () (48G) (25G,31G) (26G) (47G,53G,33G,26G) (33G) (42G, 36G,26G) (29G,28G,52G,54N) (31G,42G) (20G,37B,44G) (40G,25G,22G) (40G) (41G) (50G) (53G,40G) (22G) (26G,48G) ()

## SACKS

Morgan 6.5, Ayers 6, Wimbley 6, Brown 5.5, Klug 3.5, Casey 3, Mi. Martin 3, Wynn 2, Marks 1.5, Griffin 1, Witherspoon 1  
Titans 39, Opponents 39

## TACKLES (Solo-Assists-Total)

Ayers (79-31-110), Griffin (72-31-103), McCourtly (79-14-93), Brown (70-23-93), Babineaux (66-26-92), Casey (38-42-80), Verner (66-12-78), Morgan (35-31-66), Marks (31-32-63), Witherspoon (32-16-48), McCarthy (32-13-45), Mouton (33-9-42), Mike Martin (23-17-40), Shaw (30-8-38), Wimbley (18-20-38), Sensabaugh (23-4-27), Alfalava (13-10-23), Robert Johnson (10-3-13), Diles (8-5-13), Klug (8-4-12), Wynn (6-6-12), Solomon (3-6-9), Campbell (6-0-6), Dawson (3-2-5), DaJohn Harris (1-4-5), Egboh (2-0-2)

Team Totals: 787-369-1,156

## USUAL STARTING LINEUP

### OFFENSE

WR	Nate Washington (85)
TE	Jared Cook (89)
LT	Michael Roos (71)
LG	Steve Hutchinson (73)
C	Fernando Velasco (61)
RG	Leroy Harris (64)/Deuce Lutui (72)
RT	David Stewart (76)
TE	Craig Stevens (88)
WR	Kenny Britt (18)
QB	Jake Locker (10)
RB	Chris Johnson (28)

### DEFENSE

LE	Derrick Morgan (91)
DT	Sen'Derrick Marks (94)
DT	Jurrell Casey (99)
RE	Kameron Wimbley (95)
LLB	Akeem Ayers (56)
MLB	Colin McCarthy (52)/Will Witherspoon (92)
RLB	Zach Brown (55)
LCB	Jason McCourty (30)
RCB	Alterraun Verner (20)
SS	Jordan Babineaux (26)
FS	Michael Griffin (33)

### SPECIALISTS

K	Rob Bironas (2)
P	Brett Kern (6)
KR/PR	Darius Reynaud (25)

Pro Bowl All-Pro

GM: Ruston Webster; Head Coach: Mike Munchak

Asst. Coaches: Jerry Gray (def. coord.), Chris Palmer/Dowell Loggains\* (off. coord.), Steve Watterson (asst. head coach/strength &amp; cond.), Steve Brown (asst. secondary), Frank Bush (LB), Jonathan Gannon (def. asst./qual. ctl.), Nate Kaczor (asst. off. line), Alan Lowry (ST), Bruce Matthews (OL), Brett Maxie (secondary), Keith Millard (def. asst./pass rush specialist), Chet Parlavacchio (ST asst.), Dave Ragone (WR), Tracy Rocker (DL), Jim Skipper (RB), Arthur Smith (off. asst./qual. ctl.), John Zernhelt (TE)

\* Palmer was offensive coordinator for first 11 games; Loggains was quarterbacks coach/passing game for first 11 games and offensive coordinator for final five games.

## AMERICAN FOOTBALL CONFERENCE STANDINGS

AFC EAST	W	L	T	Pct
New England	12	4	0	.750
Miami	7	9	0	.438
New York Jets	6	10	0	.375
Buffalo	6	10	0	.375
AFC NORTH	W	L	T	Pct
Baltimore	10	6	0	.625
* Cincinnati	10	6	0	.625
Pittsburgh	8	8	0	.500
Cleveland	5	11	0	.313
AFC SOUTH	W	L	T	Pct
Houston	12	4	0	.750
* Indianapolis	11	5	0	.688
Tennessee	6	10	0	.375
Jacksonville	2	14	0	.125
AFC WEST	W	L	T	Pct
Denver	13	3	0	.813
San Diego	7	9	0	.438
Oakland	4	12	0	.250
Kansas City	2	14	0	.125

## NATIONAL FOOTBALL CONFERENCE STANDINGS

NFC EAST	W	L	T	Pct
Washington	10	6	0	.625
New York Giants	9	7	0	.563
Dallas	8	8	0	.500
Philadelphia	4	12	0	.250
NFC NORTH	W	L	T	Pct
Green Bay	11	5	0	.688
* Minnesota	10	6	0	.625
Chicago	10	6	0	.625
Detroit	4	12	0	.250
NFC SOUTH	W	L	T	Pct
Atlanta	13	3	0	.813
Carolina	7	9	0	.438
New Orleans	7	9	0	.438
Tampa Bay	7	9	0	.438
NFC WEST	W	L	T	Pct
San Francisco	11	4	1	.719
* Seattle	11	5	0	.688
St. Louis	7	8	1	.469
Arizona	5	11	0	.313

\* Wild Card for Playoffs



2011 SEASON (9-7 REGULAR SEASON, 0-0 PLAYOFFS) • 2ND PLACE AFC SOUTH

DATE	OPPONENT	SCORE	W/L	ATT
Sep. 11	at Jacksonville	14-16	L	61,619
Sep. 18	BALTIMORE	26-13	W	69,143
Sep. 25	DENVER	17-14	W	69,143
Oct. 2	at Cleveland	31-13	W	66,240
Oct. 9	at Pittsburgh	17-38	L	63,875
Oct. 16	BYE			
Oct. 23	HOUSTON	7-41	L	69,143
Oct. 30	INDIANAPOLIS	27-10	W	69,143
Nov. 6	CINCINNATI	17-24	L	69,143
Nov. 13	at Carolina	30-3	W	72,409
Nov. 20	at Atlanta	17-23	L	68,164
Nov. 27	TAMPA BAY	23-17	W	69,143
Dec. 4	at Buffalo	23-17	W	56,463
Dec. 11	NEW ORLEANS	17-22	L	69,143
Dec. 18	at Indianapolis	13-27	L	64,271
Dec. 24	JACKSONVILLE	23-17	W	69,143
Jan. 1	at Houston	23-22	W	71,512
* Overtime				

	TITANS	OPP
Total First Downs	281	324
Rushing	71	111
Passing	185	187
Penalty	25	26
3rd Down: Made/Att	80/218	96/236
3rd Down Pct.	36.7	40.7
4th Down: Made/Att	10/14	8/20
4th Down Pct.	71.4	40.0
Possession Avg.	27:52	32:08
Total Net Yards	5361	5682
Avg. Per Game	335.1	355.1
Total Plays	984	1080
Avg. Per Play	5.4	5.3
Net Yards Rushing	1438	2053
Avg. Per Game	89.9	128.3
Total Rushes	376	461
Net Yards Passing	3923	3629
Avg. Per Game	245.2	226.8
Sacked/Yards Lost	24/190	28/180
Gross Yards	4113	3809
Att./Completions	584/353	591/369
Completion Pct.	60.4	62.4
Had Intercepted	14	11
Punts/Average	86/43.6	83/43.7
Net Punting Avg.	86/39.4	83/36.4
Penalties/Yards	104/960	99/812
Fumbles/Ball Lost	17/8	20/12
Touchdowns	34	34
Rushing	8	10
Passing	22	21
Returns	4	3

BY PERIODS	1	2	3	4	OT	PTS
Team	57	110	67	91	0	325
Opponents	64	79	74	100	0	317

SCORING	TD	RU	PA	RT	PAT	FG	S	TP
Bironas	0	0	0	0	34/34	29/32	0	121
Washington	8	1	7	0			0	48
Williams	5	0	5	0			0	30
C. Johnson	4	4	0	0			0	24
Britt	3	0	3	0			0	18
Cook	3	0	3	0			0	18
Avery	1	0	1	0			0	6
Babineaux	1	0	0	1a			0	6
Campbell	1	0	0	1d			0	6
D. Graham	1	0	1	0			0	6
Harper	1	1	0	0			0	6
L. Hawkins	1	0	1	0			0	6
Locker	1	1	0	0			0	6
Mariani	1	0	0	1c			0	6
McCourtly	1	0	0	1b			0	6
Ringer	1	1	0	0			0	6
Stevens	1	0	1	0			0	6
Team	34	8	22	4	34/34	29/32	0	325
Opponents	34	10	21	3	32/32	27/28	0	317

2-Pt Conversions: Titans 0-0, Opponents 0-2

FUM/Lost: Hasselbeck 4/1, C. Johnson 3/1, Cook 2/2, Amato 1/0, Britt 1/1, Campbell 1/0, Hall 1/1, Harper 1/1, L. Hawkins 1/0, Mariani 1/0, Ringer 1/1

RUSHING	No	Yds	Avg	Lg	TD
C. Johnson	262	1047	4.0	48t	4
Ringer	59	185	3.1	25	1
Locker	8	56	7.0	17	1
Hasselbeck	20	52	2.6	21	0
Harper	17	44	2.6	12	1

PASSING	Att	Cmp	Pct	Yards	Yds/Att	TD	Int	Lg	Sk/Yds	Rating
Hasselbeck	518	319	61.6	3571	6.89	18	14	80t	19/153	82.4
Locker	66	34	51.5	542	8.21	4	0	54	5/37	99.4
Team	584	353	60.4	4113	7.04	22	14	80t	24/190	84.4
Opponents	591	369	62.4	3809	6.45	21	11	78t	28/180	85.1

Hall	6	24	4.0	12	0
Kern	1	21	21.0	21	0
Washington	2	5	2.5	3t	1
Mariani	1	4	4.0	4	0
Team	376	1438	3.8	48t	8
Opponents	461	2053	4.5	80t	10

RECEIVING	No	Yds	Avg	Lg	TD
Washington	74	1023	13.8	57	7
C. Johnson	57	418	7.3	34	0
Cook	49	759	15.5	80t	3
L. Hawkins	47	470	10.0	32	1
Williams	45	592	13.2	54	5
Ringer	28	187	6.7	18	0
Britt	17	289	17.0	80t	3
Stevens	9	166	18.4	58	1
Hall	9	46	5.1	10	0
Mariani	5	24	4.8	6	0
Harper	4	32	8.0	21	0
Avery	3	45	15.0	23	1
Q. Johnson	3	30	10.0	13	0
D. Graham	2	25	12.5	21	1
Amato	1	7	7.0	7	0
Team	353	4113	11.7	80t	22
Opponents	369	3809	10.3	78t	21

INTERCEPTIONS	No	Yds	Avg	Lg	TD
McCourtly	2	52	26.0	30	0
Griffin	2	0	0.0	0	0
Babineaux	1	97	97.0	97t	1
Finnegan	1	8	8.0	8	0
Hope	1	7	7.0	7	0
Witherspoon	1	7	7.0	7	0
Ruud	1	4	4.0	4	0
Verner	1	4	4.0	4	0
McCarthy	1	0	0.0	0	1
Team	11	179	16.3	97t	1
Opponents	14	167	11.9	38t	3

PUNTING	No	Yds	Avg	Net	TB	In	Lg	B
Kern	86	3747	43.6	39.4	7	31	64	0
Team	86	3747	43.6	39.4	7	31	64	0
Opponents	83	3628	43.7	36.4	6	22	65	2

PUNT RETURNS	No	FC	Yds	Avg	Lg	TD
Mariani	46	18	490	10.7	79t	1
Campbell	1	0	0	0.0	0	0
Team	47	18	490	10.4	79t	1
Opponents	36	23	221	6.1	30	0

KICKOFF RETURNS	No	Yds	Avg	Lg	TD
Mariani	32	748	23.4	49	0
Campbell	0	84	---	84t	1
Team	32	832	26.0	100t	1
Opponents	30	680	22.7	77	0

FIELD GOALS	1-19	20-29	30-39	40-49	50+
Bironas	0/0	5/5	9/10	9/10	6/7
Team	0/0	5/5	9/10	9/10	6/7
Opponents	2/2	11/11	5/5	7/7	2/3

Bironas/Titans: (66N) (34N,25G,43G,39G,33G) (46G) (39G) (29G) () (51G,50G) (43G) (38G,36G,49G) (46G) (42N,31G,52G,38G) (48G,27G,44G) (43G) (53G,21G) (51G,51G,35G) (21G,43G,33G)  
OPP: (48G,21G,45G) (41G,29G) () (48G,51G) (19G) (32G,29G) (22G) (36G) (50N,29G) (19G,33G,24G) (43G) (27G) (25G,29G,22G) (47G,40G) (39G) (52G,37G,22G)

SACKS  
Klug 7, Ball 4, Jones 3, Casey 2.5, Morgan 2.5, Ayers 2, Witherspoon 2, Hayes 1.5, Finnegan 1, McCourtly 1, S. Smith 1, Marks 0.5  
Titans 28, Opponents 24

TACKLES (Solo-Assists-Total)  
Babineaux (81-36-117), McCourtly (85-22-107), Griffin (70-26-96), Finnegan (71-24-95), Ayers (66-22-88), McCarthy (61-15-76), Casey (41-33-74), Ruud (51-17-68), Witherspoon (51-11-62), Ball (29-26-55), Verner (29-21-50), Jones (24-24-48), Morgan (23-24-47), S. Smith (20-24-44), Marks (18-26-44), Hope (25-8-33), Klug (18-14-32), Hayes (14-15-29), Sheppard (7-9-16), McRath (11-3-14), Hawkins (9-2-11), A. Smith (4-0-4), Clayton (1-2-3), Shaw (2-0-2), Amato (0-0-0), Bailey (0-0-0), Campbell (0-0-0)  
Team Totals: 404-811-1,215

USUAL STARTING LINEUP

OFFENSE  
WR Nate Washington (85)  
LT Michael Roos (71)  
LG Leroy Harris (64)  
C Eugene Amano (54)  
RG Jake Scott (73)  
RT David Stewart (76)  
TE Craig Stevens (88)  
WR Damian Williams (17)  
FB Ahmad Hall (45)  
QB Matt Hasselbeck (8)  
RB Chris Johnson (28)

DEFENSE  
LE Derrick Morgan (90)/Dave Ball (98)  
LT Jurrell Casey (99)  
RT Sen'Derrick Marks (94)  
RE Jason Jones (91)  
LLB Akeem Ayers (56)  
MLB Colin McCarthy (52)/Barrett Ruud (55)  
RLB Will Witherspoon (92)  
LCB Jason McCourty (30)  
RCB Cortland Finnegan (31)  
SS Jordan Babineaux (26)  
FS Michael Griffin (33)

SPECIALISTS

K Rob Bironas (2)  
P Brett Kern (6)  
KR/PR Marc Mariani (83)

Pro Bowl

All-Pro

GM: Mike Reinfeldt; Head Coach: Mike Munchak  
Asst. Coaches: Jerry Gray (def. coord.), Chris Palmer (off. coord.), Steve Watterson (asst. head coach/strength & cond.), Frank Bush (LB), Curtis Fuller (asst. secondary) Dowell Loggains (QB/passing game), Charles London (off. asst./qual. cti.), Alan Lowry (ST), Bruce Matthews (OL), Dave McGinnis (senior asst.), Chet Parlavocchio (ST asst.), Dave Ragone (WR), Marcus Robertson (secondary), Tracy Rocker (DL), Jim Skipper (RB), Arthur Smith (def. asst./qual. cti.), Art Valero (asst. OL), John Zernheilt (TE)

AMERICAN FOOTBALL CONFERENCE STANDINGS

AFC EAST	W	L	T	Pct
New England	13	3	0	.813
New York Jets	8	8	0	.500
Miami	6	10	0	.375
Buffalo	6	10	0	.375
AFC NORTH	W	L	T	Pct
Baltimore	12	4	0	.750
* Pittsburgh	12	4	0	.750
* Cincinnati	9	7	0	.563
Cleveland	4	12	0	.250
AFC SOUTH	W	L	T	Pct
Houston	10	6	0	.625
Tennessee	9	7	0	.563
Jacksonville	5	11	0	.313
Indianapolis	2	14	0	.125
AFC WEST	W	L	T	Pct
Denver	8	8	0	.500
San Diego	8	8	0	.500
Oakland	8	8	0	.500
Kansas City	7	9	0	.438

NATIONAL FOOTBALL CONFERENCE STANDINGS

NFC EAST	W	L	T	Pct
New York Giants	9	7	0	.563
Philadelphia	8	8	0	.500
Dallas	8	8	0	.500
Washington	5	11	0	.313
NFC NORTH	W	L	T	Pct
Green Bay	15	1	0	.938
* Detroit	10	6	0	.625
Chicago	8	8	0	.500
Minnesota	3	13	0	.188
NFC SOUTH	W	L	T	Pct
New Orleans	13	3	0	.813
* Atlanta	10	6	0	.625
Carolina	6	10	0	.375
Tampa Bay	4	12	0	.250
NFC WEST	W	L	T	Pct
San Francisco	13	3	0	.813
Arizona	8	8	0	.500
Seattle	7	9	0	.438
St. Louis	2	14	0	.125

\* Wild Card for Playoffs

2010 SEASON (6-10 REGULAR SEASON, 0-0 PLAYOFFS) • 4TH PLACE AFC SOUTH

DATE	OPPONENT	SCORE	W/L	ATT
Sep. 12	OAKLAND	38-13	W	69,143
Sep. 19	PITTSBURGH	11-19	L	69,143
Sep. 26	at New York Giants	29-10	W	79,386
Oct. 3	DENVER	20-26	L	69,143
Oct. 10	at Dallas	34-27	W	90,616
Oct. 18	at Jacksonville	30-3	W	63,625
Oct. 24	PHILADELPHIA	37-19	W	69,143
Oct. 31	at San Diego	25-33	L	59,260
Nov. 7	BYE			
Nov. 14	at Miami	17-29	L	65,585
Nov. 21	WASHINGTON	16-19*	L	69,143
Nov. 28	at Houston	0-20	L	70,855
Dec. 5	JACKSONVILLE	6-17	L	69,143
Dec. 9	INDIANAPOLIS	28-30	L	69,143
Dec. 19	HOUSTON	31-17	W	69,143
Dec. 26	at Kansas City	14-34	L	65,606
Jan. 2	at Indianapolis	20-23	L	67,188
* Overtime				

	TITANS	OPP
Total First Downs	252	356
Rushing	73	107
Passing	155	214
Penalty	24	35
3rd Down: Made/Att	71/204	104/242
3rd Down Pct.	34.8	43.0
4th Down: Made/Att	8/14	9/22
4th Down Pct.	57.1	40.9
Possession Avg.	25:54	34:06
Total Net Yards	4834	5883
Avg. Per Game	302.1	367.7
Total Plays	907	1139
Avg. Per Play	5.3	5.2
Net Yards Rushing	1727	1851
Avg. Per Game	107.9	115.7
Total Rushes	406	474
Net Yards Passing	3107	4032
Avg. Per Game	194.2	252.0
Sacked/Yards Lost	27/171	40/272
Gross Yards	3278	4304
Att./Completions	474/273	625/410
Completion Pct.	57.6	65.6
Had Intercepted	15	17
Punts/Average	77/42.9	61/42.9
Net Punting Avg.	77/39.1	61/34.6
Penalties/Yards	128/1040	114/1039
Fumbles/Ball Lost	22/14	25/8
Touchdowns	40	32
Rushing	13	7
Passing	24	23
Returns	3	2

BY PERIODS	1	2	3	4	OT	PTS
Team	79	92	83	102	0	356
Opponents	65	130	65	76	3	339

SCORING	TD	RU	PA	RT	PAT	FG	S	TP
Bironas	0	0	0	0	38/38	24/26	0	110
C. Johnson	12	11	1	0	0	0	0	72
Britt	9	0	9	0	0	0	0	56
Washington	6	0	6	0	0	0	0	36
Moss LG	5	0	5	0	0	0	0	30
Scaife	4	0	4	0	0	0	0	24
Mariani	2	0	0	2	0	0	0	12
Ringer	2	2	0	0	0	0	0	12
Stevens	2	0	2	0	0	0	0	12
Cook	1	0	1	0	0	0	0	6
Finnegan	1	0	0	1	0	0	0	6
Gage	1	0	1	0	0	0	0	6
Schommer	0	0	0	0	0	1	2	0
Team	40	13	24	3	38/38	24/26	2	356
Opponents	32	7	23	2	30/30	39/48	0	339

2-Pt Conversions: Britt, Titans 1-2, Opponents 0-2

FUM/Lost: Young 6/4, K. Collins 5/3, C. Johnson 3/2, Mariani 3/2, Scaife 2/1, Amano 1/0, Amato 1/1, Britt 1/1

RUSHING	No	Yds	Avg	Lg	TD
C. Johnson	316	1364	4.3	76t	11
Ringer	51	239	4.7	54	2
Young	25	125	5.0	20	0
Williams	1	5	5.0	5	0
K. Collins	10	1	0.1	4	0
Hall	1	1	1.0	1	0
Kern	1	0	0.0	0	0
Washington	1	-8	-8.0	-8	0
Team	406	1727	4.3	76t	13
Opponents	474	1851	3.9	37	7

PASSING	Att	Cmp	Pct	Yards	Yds/Att	TD	Int	Lg	Sk/Yds	Rating
K. Collins	278	160	57.6	1823	6.56	14	8	80t	13/91	82.2
Young	156	93	59.6	1255	8.04	10	3	71t	13/80	98.6
Smith	40	20	50.0	200	5.00	0	4	52	1/0	25.0
Team	474	273	57.6	3278	6.92	24	15	80t	27/171	82.6
Opponents	625	410	65.6	4304	6.89	23	17	75t	40/272	86.4

RECEIVING	No	Yds	Avg	Lg	TD
C. Johnson	44	245	5.6	25	1
Britt	42	775	18.5	80t	9
Washington	42	687	16.4	71t	6
Scaife	36	318	8.8	30	4
Cook	29	361	12.4	36	1
Moss LG	28	393	14.0	37t	5
Moss TM	6	80	13.3	26	0
Gage	20	266	13.3	30	1
Williams	16	219	13.7	39	0
Hall	15	100	6.7	19	0
Stevens	11	122	11.1	28	2
Ringer	7	44	6.3	9	0
L. Hawkins	5	61	12.2	24	0
Team	273	3278	12.0	80t	24
Opponents	410	4304	10.5	75t	23

INTERCEPTIONS	No	Yds	Avg	Lg	TD
Griffin	4	50	12.5	28	0
Verner	3	41	13.7	19	0
Finnegan	2	41	20.5	41t	1
McCourtly	2	11	5.5	11	0
Witherspoon	2	11	5.5	9	0
Hope	1	32	32.0	32	0
Tulloch	1	18	18.0	18	0
Fuller	1	0	0.0	0	0
Marks	1	-6	-6.0	-6	0
Team	17	198	11.6	41t	1
Opponents	15	120	8.0	54t	1

PUNTING	No	Yds	Avg	Net	TB	In	Lg	B
Kern	77	3302	42.9	39.1	4	24	68	0
Team	77	3302	42.9	39.1	4	24	68	0
Opponents	61	2618	42.9	34.6	9	15	68	1

PUNT RETURNS	No	FC	Yds	Avg	Lg	TD
Mariani	27	17	329	12.2	87t	1
Team	27	17	329	12.2	87t	1
Opponents	35	16	214	6.1	29	0

KICKOFF RETURNS	No	Yds	Avg	Lg	TD
Mariani	60	1530	25.5	98t	1
Hall	2	21	10.5	15	0
Cook	1	3	3.0	3	0
Gage	1	2	2.0	2	0
Team	64	1556	24.3	98t	1
Opponents	56	1389	24.8	97t	1

FIELD GOALS	1-19	20-29	30-39	40-49	50+
Bironas	0/0	6/6	8/9	8/8	2/3
Team	0/0	6/6	8/9	8/8	2/3
Opponents	1/1	10/10	15/15	11/17	2/5

Bironas/Titans: (43G) (21G) (48G,22G) (35N,55G,46G) (52G, 40G) (26G,33G,36G)(41G,38G,33G) (21G) (40G) (25G, 32G,40G) () (37G,30G) () (30G) () (26G,42G,61N) OPP: (34G,30G,53N) (36G,34G,25G,27G) (53N,50G,44N) (36G,36G,35G,36G)(51G,44N,26G) (33G) (25G,46G,46G,28G) (34G,36G) (23G,26G,42G)(19G,51N,40G,42G,47N,48G) (35G,33G) (26G,49B,48N) (21G,28G,47G) (37G) (35G,47N,42G) (48G,44G,43G)

SACKS  
Babin 12.5, Ball 7, T. Brown 3.5, Jones 3.5, Ford 3, Witherspoon 3, Hayes 1.5, McRath 1.5, Morgan 1.5, Finnegan 1, Hope 1, Tulloch 1  
Titans 40, Opponents 27

TACKLES (Solo-Assists-Total)  
Tulloch (121-48-169), Griffin (99-54-153), Hope (85-48-133), Verner (76-27-103), Finnegan (76-24-100), Witherspoon (65-34-99), Babin (56-37-93), Ford (38-29-67), Jones (36-25-61), McRath (45-15-60), Ball (32-27-59), Haye (30-22-52), Marks (27-23-50), Hayes (27-22-49), McCourtly (36-9-45), Brown (18-17-35), Fuller (22-10-32), Douglas (14-16-30), Shaw (7-4-11), Morgan (6-4-10), Sheppard (4-5-9), Winborn (4-4-8), Gordon (2-2-4), Mouton (3-0-3), Allred (2-1-3)  
Team Totals: 931-507-1,438

USUAL STARTING LINEUP

OFFENSE  
WR Nate Washington (85)  
LT Michael Roos (71)  
LG Leroy Harris (64)  
C Eugene Amano (54)  
RG Jake Scott (73)  
RT David Stewart (76)  
TE Craig Stevens (88)/Bo Scaife (80)  
WR Justin Gage (12)/Kenny Britt (18)  
FB Ahmad Hall (45)  
QB Vince Young (10)/Kerry Collins (5)  
RB Chris Johnson (28)

DEFENSE  
LE Jason Babin (93)  
LT Jason Jones (91)  
RT Tony Brown (97)  
RE Dave Ball (98)  
LLB Gerald McRath (51)  
MLB Stephen Tulloch (55)  
RLB Will Witherspoon (92)  
LCB Alterraun Verner (20)  
RCB Cortland Finnegan (31)  
SS Chris Hope (24)  
FS Michael Griffin (33)

SPECIALISTS

K Rob Bironas (2)  
P Brett Kern (6)  
KR/PR Marc Mariani (83)

Pro Bowl

All-Pro

GM: Mike Reinfeldt; Head Coach: Jeff Fisher  
Asst. Coaches: Mike Heimerdinger (off. coord.), Chuck Cecil (def. coord.), Craig Johnson (asst. head coach/RB), Dave McGinnis (asst. head coach/LB), Steve Watterson (asst. head coach/strength & conditioning), Marty Galbraith (ST asst.), Fred Graves (WR), Tim Hauck (asst. secondary), Dowell Loggains (QB/passing game), Alan Lowry (ST), Mike Munchak (OL), Marcus Robertson (secondary), Rayna Stewart (def. asst./qual ctl.), Jim Washburn (DL), Richie Weissman (qual. control/off.), John Zernhelt (TE)

AMERICAN FOOTBALL CONFERENCE STANDINGS

AFC EAST	W	L	T	Pct
New England	14	2	0	.875
* New York Jets	11	5	0	.688
Miami	7	9	0	.438
Buffalo	4	12	0	.250
AFC NORTH	W	L	T	Pct
Pittsburgh	12	4	0	.750
* Baltimore	12	4	0	.750
Cleveland	5	11	0	.313
Cincinnati	4	12	0	.250
AFC SOUTH	W	L	T	Pct
Indianapolis	10	6	0	.625
Jacksonville	8	8	0	.500
Houston	6	10	0	.375
Tennessee	6	10	0	.375
AFC WEST	W	L	T	Pct
Kansas City	10	6	0	.625
San Diego	9	7	0	.563
Oakland	8	8	0	.500
Denver	4	12	0	.250

NATIONAL FOOTBALL CONFERENCE STANDINGS

NFC EAST	W	L	T	Pct
Philadelphia	10	6	0	.625
New York Giants	10	6	0	.625
Dallas	6	10	0	.375
Washington	6	10	0	.375
NFC NORTH	W	L	T	Pct
Chicago	11	5	0	.688
* Green Bay	10	6	0	.625
Detroit	6	10	0	.375
Minnesota	6	10	0	.375
NFC SOUTH	W	L	T	Pct
Atlanta	13	3	0	.813
* New Orleans	11	5	0	.688
Tampa Bay	10	6	0	.625
Carolina	2	14	0	.125
NFC WEST	W	L	T	Pct
Seattle	7	9	0	.438
St. Louis	7	9	0	.438
San Francisco	6	10	0	.375
Arizona	5	11	0	.313

\* Wild Card for Playoffs

# 2009 SEASON (8-8 REGULAR SEASON, 0-0 PLAYOFFS) • 3RD PLACE AFC SOUTH

DATE	OPPONENT	SCORE	W/L	ATT
Sep. 10	at Pittsburgh	10-13*	L	65,110
Sep. 20	HOUSTON	31-34	L	69,143
Sep. 27	at NY Jets	17-24	L	75,863
Oct. 4	at Jacksonville	17-37	L	49,014
Oct. 11	INDIANAPOLIS	9-31	L	69,143
Oct. 18	at New England	0-59	L	68,756
Oct. 25	BYE			
Nov. 1	JACKSONVILLE	30-13	W	69,143
Nov. 8	at San Francisco	34-27	W	69,732
Nov. 15	BUFFALO	41-17	W	69,143
Nov. 23	at Houston	20-17	W	71,153
Nov. 29	ARIZONA	20-17	W	69,143
Dec. 6	at Indianapolis	17-27	L	66,321
Dec. 13	ST. LOUIS	47-7	W	69,143
Dec. 20	MIAMI	27-24*	W	69,143
Dec. 25	SAN DIEGO	17-42	L	69,143
Jan. 3	at Seattle	17-13	W	67,002

\* Overtime

	TITANS	OPP
<b>Total First Downs</b>	<b>288</b>	<b>323</b>
Rushing	115	89
Passing	154	210
Penalty	19	24
3rd Down: Made/Att	89/214	89/218
3rd Down Pct.	41.6	40.8
4th Down: Made/Att	12/22	12/17
4th Down Pct.	54.5	70.6
<b>Possession Avg.</b>	<b>28:27</b>	<b>31:33</b>
<b>Total Net Yards</b>	<b>5623</b>	<b>5850</b>
Avg. Per Game	351.4	365.6
Total Plays	990	1038
Avg. Per Play	5.7	5.6
<b>Net Yards Rushing</b>	<b>2592</b>	<b>1711</b>
Avg. Per Game	162.0	106.9
Total Rushes	499	402
<b>Net Yards Passing</b>	<b>3031</b>	<b>4139</b>
Avg. Per Game	189.4	258.7
Sacked/Yards Lost	15/73	32/224
Gross Yards	3104	4363
Att./Completions	476/271	604/404
Completion Pct.	56.9	66.9
Had Intercepted	15	20
<b>Punts/Average</b>	<b>69/43.4</b>	<b>76/44.3</b>
<b>Net Punting Avg.</b>	<b>69/38.7</b>	<b>76/39.5</b>
<b>Penalties/Yards</b>	<b>98/821</b>	<b>94/724</b>
<b>Fumbles/Ball Lost</b>	<b>27/16</b>	<b>20/7</b>
<b>Touchdowns</b>	<b>39</b>	<b>48</b>
Rushing	19	16
Passing	16	31
Returns	4	1

BY PERIODS	1	2	3	4	OT	PTS
Titans	77	103	67	104	3	354
Opponents	82	169	77	71	3	402

SCORING	TD	RU	PA	RT	PAT	FG	S	TP
Bironas	0	0	0	0	37/37	27/32	0	118
Johnson	16	14	2	0	0	0	0	98
Washington	6	0	6	0	0	0	0	36
Britt	3	0	3	0	0	0	0	18
Gage	3	0	3	0	0	0	0	18
Fuller	2	0	0	2	0	0	0	12
White	2	2	0	0	0	0	0	12
Young	2	2	0	0	0	0	0	12
Collins	1	1	0	0	0	0	0	6
Crumpler	1	0	1	0	0	0	0	6
Finnegan	1	0	0	1	0	0	0	6
Hood	1	0	0	1	0	0	0	6
Scaife	1	0	1	0	0	0	0	6
<b>Titans</b>	<b>39</b>	<b>19</b>	<b>16</b>	<b>4</b>	<b>37/37</b>	<b>27/32</b>	<b>0</b>	<b>354</b>
<b>Opp.</b>	<b>48</b>	<b>16</b>	<b>31</b>	<b>1</b>	<b>46/47</b>	<b>22/27</b>	<b>0</b>	<b>402</b>

2-Pt Conversions: Johnson, Titans 1-2, Opponents 1-1

**FUM/Lost:** Young 8/2, Mouton 4/2, Collins 3/2, Johnson 3/3, Hall 2/2, Britt 1/1, Crumpler 1/1, Finnegan 1/0, Pearman 1/1, Scaife 1/1, Washington 1/0, White 1/1

RUSHING	No	Yds	Avg	Lg	TD
Johnson	358	2006	5.6	91t	14
Young	55	281	5.1	44	2
White	64	222	3.5	11	2
Ringer	8	48	6.0	32	0
Collins	11	15	1.4	10t	1
Washington	2	15	7.5	14	0
Hall	1	5	5.0	5	0
<b>Team</b>	<b>499</b>	<b>2592</b>	<b>5.2</b>	<b>91t</b>	<b>19</b>
<b>Opponents</b>	<b>402</b>	<b>1711</b>	<b>4.3</b>	<b>80t</b>	<b>16</b>

PASSING	Att	Cmp	Pct	Yards	Yds/Att	TD	Int	Lg	Sk/Yds	Rating
Young	259	152	58.7	1879	7.25	10	7	66t	9/36	82.8
Collins	216	119	55.1	1225	5.67	6	8	69t	6/37	65.5
Johnson	1	0	0.0	0	0.00	0	0	---	0/0	39.6
<b>Team</b>	<b>476</b>	<b>271</b>	<b>56.9</b>	<b>3104</b>	<b>6.52</b>	<b>16</b>	<b>15</b>	<b>69t</b>	<b>15/73</b>	<b>74.8</b>
<b>Opponents</b>	<b>604</b>	<b>404</b>	<b>66.9</b>	<b>4363</b>	<b>7.22</b>	<b>31</b>	<b>20</b>	<b>72t</b>	<b>32/224</b>	<b>91.2</b>

RECEIVING	No	Yds	Avg	Lg	TD
Johnson	50	503	10.1	69t	2
Washington	47	569	12.1	35	6
Scaife	45	440	9.8	27	1
Britt	42	701	16.7	57	3
Gage	28	383	13.7	49	3
Crumpler	27	222	8.2	27	1
Hall	12	79	6.6	15	0
Cook	9	74	8.2	17	0
Hawkins	7	110	15.7	32	0
White	3	14	4.7	7	0
M. Jones	1	9	9.0	9	0
<b>Team</b>	<b>271</b>	<b>3104</b>	<b>11.5</b>	<b>69t</b>	<b>16</b>
<b>Opponents</b>	<b>404</b>	<b>4363</b>	<b>10.8</b>	<b>72t</b>	<b>31</b>

INTERCEPTIONS	No	Yds	Avg	Lg	TD
Finnegan	5	194	38.8	80	1
Hood	3	91	30.3	43	1
Fuller	3	71	23.7	45t	2
Bulluck	3	45	15.0	23	0
Hope	3	24	8.0	24	0
Harper	1	4	4.0	4	0
Griffin	1	3	3.0	3	0
McRath	1	1	1.0	1	0
<b>Team</b>	<b>20</b>	<b>433</b>	<b>21.7</b>	<b>80</b>	<b>4</b>
<b>Opponents</b>	<b>15</b>	<b>121</b>	<b>8.1</b>	<b>26</b>	<b>0</b>

PUNTING	No	Yds	Avg	Net	TB	In	Lg	B
Kern LG	64	2910	45.5	38.5	10	27	67	0
Kern TM	37	1665	45.0	41.4	4	18	67	0
Hodges TM	22	868	39.5	31.8	2	1	50	0
Hentrich	9	422	46.9	44.1	0	3	60	0
Bironas	1	40	40.0	40.0	0	0	40	0
<b>Team</b>	<b>69</b>	<b>2995</b>	<b>43.4</b>	<b>38.7</b>	<b>6</b>	<b>22</b>	<b>67</b>	<b>0</b>
<b>Opponents</b>	<b>76</b>	<b>3364</b>	<b>44.3</b>	<b>39.5</b>	<b>7</b>	<b>32</b>	<b>64</b>	<b>0</b>

PUNT RETURNS	No	FC	Yds	Avg	Lg	TD
Pearman	11	8	112	10.2	18	0
Kaesviharn	9	8	34	3.8	10	0
Mouton	6	3	37	6.2	15	0
Finnegan	4	1	14	3.5	11	0
M. Jones	3	2	23	7.7	15	0
<b>Team</b>	<b>33</b>	<b>22</b>	<b>220</b>	<b>6.7</b>	<b>18</b>	<b>0</b>
<b>Opponents</b>	<b>29</b>	<b>17</b>	<b>208</b>	<b>7.2</b>	<b>37</b>	<b>0</b>

KICKOFF RETURNS	No	Yds	Avg	Lg	TD
Britt	24	523	21.8	56	0
M. Jones	13	264	20.3	27	0
Ringer	9	181	20.1	25	0
Pearman	8	174	21.8	27	0
Griffin	6	143	23.8	31	0
Crumpler	3	20	6.7	15	0
McCourty	3	72	24.0	27	0
Hall	1	12	12.0	12	0
Mouton	1	14	14.0	14	0
Stevens	1	14	14.0	14	0
<b>Team</b>	<b>69</b>	<b>1417</b>	<b>20.5</b>	<b>56</b>	<b>0</b>
<b>Opponents</b>	<b>71</b>	<b>1714</b>	<b>24.1</b>	<b>99t</b>	<b>1</b>

FIELD GOALS	1-19	20-29	30-39	40-49	50+
Bironas	0/0	8/8	4/6	10/12	5/6
<b>Team</b>	<b>0/0</b>	<b>8/8</b>	<b>4/6</b>	<b>10/12</b>	<b>5/6</b>
<b>Opponents</b>	<b>0/0</b>	<b>9/9</b>	<b>8/9</b>	<b>4/6</b>	<b>1/3</b>

**Bironas/Titans:** (37N,31B,45G) (40G) (38G) (29G) (49G,43G,46G) () (48G,25G,45G) (21G,28G) (38G,60N,51G) (50G,49N,53G) (52G,24G) (20G) (27G,34G,36G,50G) (24G,46G) (46G) (47N,47G)

**Opponents:** (32G,33G) (38G,23G) (30G) (22G,50G,55N,33G) (23G) (39N,33G) () (40G,25G) (25G) (49N,26G,49N) (41G) (43G,52N,36G) () (23G,28G,45G) () (35G,20G)

## SACKS

Ford 5.5, T. Brown 5, Hayes 4, J. Jones 4, Vanden Bosch 3, Hope 2, Tulloch 2, Fuller 1, Griffin 1, Kears 1, Marks 1, Thornton 1, (group) 1, Haye 0.5

Titans 32, Opponents 15

## TACKLES (Solo-Assists-Total)

Tulloch (95-37-132), Bulluck (83-35-118), Griffin (62-46-108), Hope (70-25-95), Vanden Bosch (41-45-86), W. Hayes (51-31-82), Harper (69-8-77), Finnegan (57-19-76), Brown (36-25-61), Thornton (46-14-60), J. Haye (29-26-55), Vickerson (24-25-49), Ball (19-19-38), Ford (22-16-38), McRath (25-13-38), Fuller (25-8-33), McCourty (20-10-30), Marks (9-14-23), J. Jones (15-6-21), Hood (14-4-18), Mouton (9-8-17), Allred (6-9-15), Kaesviharn (10-3-13), Kears (5-6-11), C. Williams (5-2-7), Amato (0-0-0), Kegl (0-0-0), Nickey (0-0-0)

Team Totals: 847-454-1,301

## USUAL STARTING LINEUP

### OFFENSE

WR Nate Washington (85)  
 LT Michael Roos (71)  
 LG Eugene Amano (54)  
**C Kevin Mawae (68)**  
 RG Jake Scott (73)  
 RT David Stewart (76)  
 TE Bo Scaife (80)/Alge Crumpler (83)  
 WR Justin Gage (12)  
 FB Ahmad Hall (45)  
**QB Vince Young (10)**  
**RB Chris Johnson (28)**

### DEFENSE

LE William Hayes (95)  
 LT Jovan Haye (75)  
 RT Tony Brown (97)  
**RE Kyle Vanden Bosch (93)**  
 LLB David Thornton (50)  
 MLB Stephen Tulloch (55)  
 RLB Keith Bulluck (53)  
 LCB Nick Harper (20)  
 RCB Cortland Finnegan (31)  
 SS Chris Hope (24)  
 FS Michael Griffin (33)

### SPECIALISTS

K Rob Bironas (2)  
 P Brett Kern (6)

### Pro Bowl

All-Pro

GM: Mike Reinfeldt; Head Coach: Jeff Fisher

**Asst. Coaches:** Mike Heimerdinger (off. coord.), Chuck Cecil (def. coord.), Dave McGinnis (asst. head coach/LB), Steve Watterson (asst. head coach/strength & conditioning), Earnest Byner (RB), Marty Galbraith (ST asst.), Fred Graves (WR), Tim Hauck (asst. secondary), Craig Johnson (QB), Dowell Loggains (off. qual. ctl.), Alan Lowry (ST), Mike Munchak (OL), Marcus Robertson (secondary), Rayna Stewart (def. asst./qual. ctl.), Jim Washburn (DL), Richie Wessman (off. asst.), John Zernelt (TE)

## AMERICAN FOOTBALL CONFERENCE STANDINGS

AFC EAST	W	L	T	Pct
New England	10	6	0	.625
* N.Y. Jets	9	7	0	.563
Miami	7	9	0	.438
Buffalo	6	10	0	.375
AFC NORTH	W	L	T	Pct
Cincinnati	10	6	0	.625
* Baltimore	9	7	0	.563
Pittsburgh	9	7	0	.563
Cleveland	5	11	0	.313
AFC SOUTH	W	L	T	Pct
Indianapolis	14	2	0	.875
Houston	9	7	0	.563
<b>Tennessee</b>	<b>8</b>	<b>8</b>	<b>0</b>	<b>.500</b>
Jacksonville	7	9	0	.438
AFC WEST	W	L	T	Pct
San Diego	13	3	0	.813
Denver	8	8	0	.500
Oakland	5	11	0	.313
Kansas City	4	12	0	.250

## NATIONAL FOOTBALL CONFERENCE STANDINGS

NFC EAST	W	L	T	Pct
Dallas	11	5	0	.688
* Philadelphia	11	5	0	.688
N.Y. Giants	8	8	0	.500
Washington	4	12	0	.250
NFC NORTH	W	L	T	Pct
Minnesota	12	4	0	.813
* Green Bay	11	5	0	.688
Chicago	7	9	0	.438
Detroit	2	14	0	.125
NFC SOUTH	W	L	T	Pct
New Orleans	13	3	0	.813
Atlanta	9	7	0	.563
Carolina	8	8	0	.500
Tampa Bay	3	13	0	.188
NFC WEST	W	L	T	Pct
Arizona	10	6	0	.625
San Francisco	8	8	0	.500
Seattle	5	11	0	.313
St. Louis	1	15	0	.063

\* Wild Card for Playoffs



# 2008 SEASON (13-3 REGULAR SEASON, 0-1 PLAYOFFS) • 1ST PLACE AFC SOUTH

DATE	OPPONENT	SCORE	W/L	ATT
Sep. 7	JACKSONVILLE	17-10	W	69,143
Sep. 14	at Cincinnati	24-7	W	65,540
Sep. 21	HOUSTON	31-12	W	69,143
Sep. 28	MINNESOTA	30-17	W	69,143
Oct. 5	at Baltimore	13-10	W	71,131
Oct. 12	BYE			
Oct. 19	at Kansas City	34-10	W	74,200
Oct. 27	INDIANAPOLIS	31-21	W	69,143
Nov. 2	GREEN BAY	19-16*	W	69,143
Nov. 9	at Chicago	21-14	W	62,124
Nov. 16	at Jacksonville	24-14	W	65,258
Nov. 23	NY JETS	13-34	L	69,143
Nov. 27	at Detroit	47-10	W	60,112
Dec. 7	CLEVELAND	28-9	W	69,143
Dec. 14	at Houston	12-13	L	70,831
Dec. 21	PITTSBURGH	31-14	W	69,143
Dec. 28	at Indianapolis	0-23	L	66,721
Jan. 10	BALTIMORE	10-13	L	69,143

\* Overtime

	TITANS	OPP
<b>Total First Downs</b>	<b>268</b>	<b>276</b>
Rushing	108	81
Passing	143	166
Penalty	17	29
3rd Down: Made/Att	78/216	79/226
3rd Down Pct.	36.1	35.0
4th Down: Made/Att	5/11	8/18
4th Down Pct.	45.5	44.4
<b>Possession Avg.</b>	<b>29:09</b>	<b>30:51</b>
<b>Total Net Yards</b>	<b>5018</b>	<b>4698</b>
Avg. Per Game	313.6	293.6
Total Plays	973	1022
Avg. Per Play	5.2	4.6
<b>Net Yards Rushing</b>	<b>2199</b>	<b>1502</b>
Avg. Per Game	137.4	93.9
Total Rushes	508	403
Avg. Per Play	4.3	3.7
<b>Net Yards Passing</b>	<b>2819</b>	<b>3196</b>
Avg. Per Game	176.2	199.8
Sacked/Yards Lost	12/83	44/262
Gross Yards	2902	3458
Att./Comp.	453/265	575/342
Completion Pct.	58.5	59.5
Had Intercepted	9	20
<b>Punts/Average</b>	<b>87/42.8</b>	<b>87/42.3</b>
<b>Net Punting Avg.</b>	<b>36.5</b>	<b>36.2</b>
<b>Penalties/Yards</b>	<b>108/855</b>	<b>93/750</b>
<b>Fumbles/Ball Lost</b>	<b>18/8</b>	<b>28/11</b>
<b>Touchdowns</b>	<b>41</b>	<b>25</b>
Rushing	12	12
Passing	13	12
Returns	4	1

BY PERIODS	1	2	3	4	OT	PTS
Titans	63	119	67	123	3	375
Opponents	49	87	34	64	0	234

SCORING	TD	RU	PA	RT	PAT	FG	S	TP
Bironas	0	0	0	0	40/40	29/33	0	127
White	15	15	0	0	0/0	0/0	0	90
Johnson	10	9	1	0	0/0	0/0	0	60
Gage	6	0	6	0	0/0	0/0	0	36
Hall	2	0	2	0	0/0	0/0	0	14
Scaife	2	0	2	0	0/0	0/0	0	12
Griffin	1	0	2	1	0/0	0/0	0	6
Ball	1	0	0	1	0/0	0/0	0	6
Jones	1	0	1	0	0/0	0/0	0	6
Finnegan	1	0	0	1	0/0	0/0	0	6
Bulluck	1	0	0	1	0/0	0/0	0	6
Crumpler	1	0	1	0	0/0	0/0	0	6
Titans	41	24	13	4	40/40	29/33	0	375
Opponents	25	12	12	1	24/24	20/30	0	234

2-point conversions: Hall, Titans 1-1, Opponents 0-1

FUM/Lost: Collins 5/1, Carr 2/0, McCarreins 2/2, Young 2/0, Crumpler 1/0, Hall 1/1, Hentrich 1/1, C. Johnson 1/1, Mawae 1/1, Scaife 1/0, White 1/1

RUSHING	No	Yds	Avg	Lg	TD
Johnson	251	1228	4.9	66t	9
White	200	773	3.9	80t	15
Ganther	9	61	6.8	22	0
Collins	25	49	2.0	17	0
Jones	2	35	17.5	28	0
Young	8	27	3.4	8	0
Hall	8	21	2.6	6	0
McCarreins	2	8	4.0	4	0

PASSING	Att	Cmp	Pct	Yards	Yds/Att	TD	Int	Lg	Sk/Yds	Rating
K. Collins	415	242	58.3	2676	6.4	12	7	56t	8/60	80.2
V. Young	36	22	61.1	219	6.1	1	2	54	3/13	64.5
C. Simms	2	1	50.0	7	3.5	0	0	7	1/10	78.8
Titans	453	265	58.5	2902	6.4	13	9	56t	12/83	78.8
Opponents	575	342	59.5	3458	6.0	12	20	65	44/262	69.2

Henry	1	3	3.0	3	0
Hentrich	2	-6	-3.0	0	0
Titans	508	2199	4.3	80t	24
Opponents	403	1502	3.7	61t	12

RECEIVING	No	Yds	Avg	Lg	TD
Scaife	58	561	9.7	44	2
Johnson	43	260	6.0	25	1
Jones	41	449	11.0	40	1
Gage	34	651	19.1	56t	6
McCarreins	30	412	13.7	37	0
Crumpler	24	257	10.7	28	1
Hall	13	138	10.6	54	2
Hawkins	7	68	9.7	19	0
Ganther	6	43	7.2	15	0
White	5	16	3.2	7	0
Davis	2	31	15.5	21	0
Stevens	1	9	9.0	9	0
Williams	1	7	7.0	7	0
Titans	265	2902	11.0	56t	13
Opponents	342	3458	10.1	65	12

INTERCEPTIONS	No	Yds	Avg	Lg	TD
Griffin	7	172	24.6	83t	1
Finnegan	5	100	20.0	99t	1
Hope	4	53	13.3	39	0
Harper	2	11	5.5	15.0	0
Ball	1	15	15.0	15t	1
Carr	1	0	0.0	0	0
Titans	20	351	17.6	99t	3
Opponents	9	88	9.8	33	0

PUNTING	No	Yds	Avg	Net	TB	In	Lg	B
Hentrich	87	3725	42.8	36.5	13	27	75	0
Titans	87	3725	42.8	36.5	13	27	75	0
Opponents	87	3676	42.3	36.2	10	28	66	1

PUNT RETURNS	No	FC	Yds	Avg	Lg	TD
Carr	32	20	323	10.1	44	0
Davis	2	1	6	3.0	9	0
Titans	34	21	329	9.7	44	0
Opponents	32	20	290	9.1	34	0

KICKOFF RETURNS	No	Yds	Avg	Lg	TD
Carr	35	984	28.1	52	0
Hawkins	7	130	18.6	23	0
Davis	4	119	29.8	33	0
Griffin	2	32	16.0	28	0
Hall	2	21	10.5	13	0
Johnson	1	17	17.0	17	0
Stevens	1	16	16.0	16	0
Titans	52	1319	25.4	52	0
Opponents	61	1524	25.0	59	0

FIELD GOALS	1-19	20-29	30-39	40-49	50+
Bironas	0-0	6-6	7-7	15-19	1-1
Titans	0-0	6-6	7-7	15-19	1-1
Opponents	0-0	9-10	6-10	4-8	1-2

Bironas/Titans: (47G) (34G) (44G) (20G, 32G, 49G) (35G, 26G) (49G, 46G) (34G, 44G, 43N, 48G) (31G, 25G, 22G, 47N, 41G) (49N) (32G) (43G, 49G) (49G, 41G, 45G, 43G) ( ) (26G, 23G, 51G, 34G, ) (42G) (48N)

Opponents: (37N,27G) (37N) (44G, 24G) (42G, 48N) (20G, 45N) (39N, 50N, 26G) ( ) (23G, 25G, 38G) (48B) ( ) (38G, 30G) (53G) (47G, 41G, 44N, 39G) (32G, 26N, 24G) (33N) (28G, 21G, 38G)

## SACKS

Haynesworth 8.5, Ford 7, J. Jones 5, Ball 4.5, Vanden Bosch 4.5, Brown 4, Kearse 3.5, Vickerson 1.5, Finnegan 1, Griffin 1, Hayes 1, Hope 1, Tulloch 1, Bulluck 0.5

Titans 44, Opponents 12

## TACKLES (Solo-Assists-Total)

Bulluck (83-37-120), Tulloch (62-36-98), Hope (71-22-93), Thornton (63-30-93), Griffin (49-32-81), Harper (70-10-80), Finnegan (61-18-79), Haynesworth (45-30-75), Brown (41-32-73), Ball (22-29-51), Jones (28-21-49), Kearse (35-13-48), Vanden Bosch (16-30-46), Ford (27-18-45), Fuller (35-8-43), Carr (24-9-33), Fowler (14-13-27), Vickerson (10-13-23), Hayes (13-8-21), King (9-1-10), Allred (7-1-8), Nickey (3-3-6), Keglir (3-2-5), Stamer (1-1-2), Amato (0-0-0), Gordon (0-0-0), Hill (0-0-0), Williams (0-0-0)

Team Totals: 792-417-1209

## USUAL STARTING LINEUP

### OFFENSE

WR Justin McCareins (19)

LT **Michael Roos (71)**

LG Eugene Amano (54)

C **Kevin Mawae (68)**

RG Jake Scott (73)

RT David Stewart (76)

TE Alge Crumpler (83)

WR Justin Gage (12)

FB Ahmad Hall (45)

QB **Kerry Collins (5)**RB **Chris Johnson (28)**

### DEFENSE

LE Jevon Kearse (90)

LT Tony Brown (97)

RT **Albert Haynesworth (92)**

RE Kyle Vanden Bosch (93)

LLB David Thornton (50)

MLB Stephen Tulloch (55)

RLB Keith Bulluck (53)

LCB Nick Harper (20)

RCB **Cortland Finnegan (31)**SS **Chris Hope (24)**FS **Michael Griffin (33)**

### SPECIALISTS

K Rob Bironas (2)

P Craig Hentrich (15)

### Pro Bowl

All-Pro

GM: Mike Reinfeldt; Head Coach: Jeff Fisher

Asst. Coaches: Mike Heimerdinger (off. coord.), Jim Schwartz (def. coord.), Dave McGinnis (asst. head coach/LB), Bart Andrus (off. asst.), Matt Burke (def. asst./qual. ctl.), Earnest Byner (RB), Chuck Cecil (DB), Marty Galbraith (ST asst.), Fred Graves (WR), Craig Johnson (QB), Dowell Loggains (off. qual. ctl.), Alan Lowry (ST), Mike Munchak (OL), Marcus Robertson (asst. secondary), Jim Washburn (DL), Steve Watterson (asst. head coach/strength & conditioning), John Zernhelt (TE)

## AMERICAN FOOTBALL CONFERENCE STANDINGS

AFC EAST	W	L	T	Pct
Miami	11	5	0	.688
New England	11	5	0	.688
N.Y. Jets	9	7	0	.563
Buffalo	7	9	0	.438
AFC NORTH	W	L	T	Pct
Pittsburgh	12	4	0	.750
* Baltimore	11	5	0	.688
Cincinnati	4	11	0	.281
Cleveland	4	12	0	.250
AFC SOUTH	W	L	T	Pct
<b>Tennessee</b>	<b>13</b>	<b>3</b>	<b>0</b>	<b>.813</b>
* Indianapolis	12	4	0	.750
Houston	8	8	0	.500
Jacksonville	5	11	0	.313
AFC WEST	W	L	T	Pct
San Diego	8	8	0	.500
Denver	8	8	0	.500
Oakland	5	11	0	.313
Kansas City	2	14	0	.125

## NATIONAL FOOTBALL CONFERENCE STANDINGS

NFC EAST	W	L	T	Pct
N.Y. Giants	12	4	0	.750
* Philadelphia	9	6	1	.594
Dallas	9	7	0	.563
Washington	8	8	0	.500
NFC NORTH	W	L	T	Pct
Minnesota	10	6	0	.625
Chicago	9	7	0	.563
Green Bay	6	10	0	.375
<b>Detroit</b>	<b>0</b>	<b>16</b>	<b>0</b>	<b>.000</b>
NFC SOUTH	W	L	T	Pct
Carolina	12	4	0	.750
* Atlanta	11	5	0	.688
Tampa Bay	9	7	0	.563
New Orleans	8	8	0	.500
NFC WEST	W	L	T	Pct
Arizona	9	7	0	.563
San Francisco	7	9	0	.438
Seattle	4	12	0	.250
St. Louis	2	14	0	.125

\* Wild Card for Playoffs

2007 SEASON (10-6 REGULAR SEASON, 0-1 PLAYOFFS) • 3RD PLACE AFC SOUTH

DATE	OPPONENT	SCORE	W/L	ATT
Sep. 9	at Jacksonville	13-10	W	65,437
Sep. 16	INDIANAPOLIS	20-22	L	69,143
Sep. 24	at New Orleans	31-14	W	70,002
Sep. 30	BYE			
Oct. 7	ATLANTA	20-13	W	69,143
Oct. 14	at Tampa Bay	10-13	L	65,347
Oct. 21	at Houston	38-36	W	70,734
Oct. 28	OAKLAND	13-9	W	69,143
Nov. 4	CAROLINA	20-7	W	69,143
Nov. 11	JACKSONVILLE	13-28	L	69,143
Nov. 19	at Denver	20-34	L	76,590
Nov. 25	at Cincinnati	6-35	L	65,489
Dec. 2	HOUSTON	28-20	W	69,143
Dec. 9	SAN DIEGO	17-23*	L	69,143
Dec. 16	at Kansas City	26-17	W	74,976
Dec. 23	N.Y. JETS	10-6	W	69,143
Dec. 30	at Indianapolis	16-10	W	57,202
Jan. 6	at San Diego	6-17	L	65,640

\* Overtime

	TITANS	OPP
Total First Downs	306	268
Rushing	118	80
Passing	171	165
Penalty	17	23
3rd Down: Made/Att	89/217	97/230
3rd Down Pct.	41.0	42.2
4th Down: Made/Att	2/11	8/16
4th Down Pct.	18.2	50.0
Possession Avg.	31:38	28:22
Total Net Yards	4987	4665
Avg. Per Game	311.7	291.6
Total Plays	1037	978
Avg. Per Play	4.8	4.8
Net Yards Rushing	2109	1478
Avg. Per Game	131.8	92.4
Total Rushes	543	369
Avg. Per Play	3.9	4.0
Net Yards Passing	2878	3187
Avg. Per Game	179.9	199.2
Sacked/Yards Lost	30/199	40/241
Gross Yards	3077	3428
Att./Comp.	464/288	569/349
Completion Pct.	62.1	61.3
Had Intercepted	17	22
Punts/Average	73/41.9	81/44.6
Net Punting Avg.	36.5	37.6
Penalties/Yards	101/773	90/745
Fumbles/Ball Lost	32/17	26/12
Touchdowns	28	35
Rushing	17	11
Passing	9	21
Returns	2	3

BY PERIODS	1	2	3	4	OT	PTS
Titans	59	64	98	80	0	301
Opponents	65	78	64	84	6	297

SCORING	TD	RU	PA	RT	PAT	FG	S	TP
Bironas	0	0	0	0	28/28	35/39	0	133
White	7	7	0	0	0/0	0/0	0	42
C.Brown	5	5	0	0	0/0	0/0	0	30
R.Williams	4	0	4	0	0/0	0/0	0	24
Young	3	3	0	0	0/0	0/0	0	18
Henry	2	2	0	0	0/0	0/0	0	12
Jones	2	0	2	0	0/0	0/0	0	12
Fuller	2	0	0	2	0/0	0/0	0	12
Gage	2	0	2	0	0/0	0/0	0	12
Scaife	1	0	1	0	0/0	0/0	0	6
Titans	28	17	9	2	28/28	35/39	0	301
Opponents	35	11	21	3	31/33	18/25	0	297

2-Pt Conversions: Titans 0-0, Opponents 1-1

FUM/Lost: Young 10/3, Davis 6/3, White 5/5, Mawae 2/1, Scaife 2/2, Bell 1/1, C. Brown 1/1, Bulluck 1/0, Collins 1/1, Gage 1/0, Griffin 1/0, B. Jones 1/0, M. Williams (LG) 1/1

RUSHING	No	Yds	Avg	Lg	TD
White	303	1110	3.7	28	7
C.Brown	102	462	4.5	42	5
Young	93	395	4.2	21	3
Henry	31	119	3.8	24t	2
Jones	2	37	18.5	19	0
Davis	2	19	9.5	14	0
Hall	1	8	8.0	8	0
Barclay	1	3	3.0	3	0
Troupe	1	-1	-1.0	-1	0
Collins	3	-3	-1.0	-1	0

PASSING	Att	Cmp	Pct	Yards	Yds/Att	TD	Int	Lg	Sk/Yds	Rating
Young	382	238	62.3	2546	6.7	9	17	73	25/157	71.1
Collins	82	50	61.0	531	6.5	0	0	46	5/42	79.9
Titans	464	268	62.1	3077	6.6	9	17	73	30/199	72.6
Opponents	569	349	61.3	3428	6.0	21	22	69t	40/241	74.5

Hentrich	1	-8	-8.0	-8	0
Bell	1	-15	-15.0	-15	0
R.Williams	2	-17	-8.5	-6	0
Titans	543	2109	3.9	42	17
Opponents	369	1478	4.0	62t	11

RECEIVING	No	Yds	Avg	Lg	TD
Gage	55	750	13.6	73	2
R.Williams	55	719	13.1	48	4
Scaife	46	421	9.2	26	1
Moulds	32	342	10.7	46	0
Jones	21	248	11.8	35t	2
White	20	114	5.7	15	0
C.Brown	19	128	6.7	16	0
Hartstock	12	138	11.5	27	0
Hall	9	60	6.7	11	0
Henry	6	53	8.8	18	0
Troupe	5	47	9.4	13	0
Davis	5	38	7.6	13	0
Barclay	2	13	6.5	7	0
Ealy	1	6	6.0	6	0
Titans	288	3077	10.7	73	9
Opponents	349	3428	9.8	69t	21

INTERCEPTIONS	No	Yds	Avg	Lg	TD
Bulluck	5	63	12.6	35	0
Harper	3	62	20.7	32	0
Griffin	3	3	1.0	3	0
Fuller	2	137	68.5	76t	2
Hope	2	45	22.5	45	0
Lowry	2	18	9.0	17	0
Thornton	2	16	8.0	11	0
Finnegan	1	14	14.0	14	0
Hill	1	0	0.0	0	0
LaBoy	1	0	0.0	0	0
Titans	22	358	16.3	76t	2
Opponents	17	116	6.8	23	0

PUNTING	No	Yds	Avg	Net	TB	In	Lg	B
Hentrich	70	2939	42.0	36.5	6	24	66	0
Miller	3	121	40.3	37.0	0	1	52	0
Titans	73	3060	41.9	36.5	6	25	66	0
Opponents	81	3615	44.6	37.6	10	23	70	0

PUNT RETURNS	No	FC	Yds	Avg	Lg	TD
Davis	31	12	293	9.5	39	0
Jones	6	0	29	4.8	13	0
Barclay	3	1	34	11.3	19	0
Finnegan	2	3	11	5.5	9	0
Titans	42	16	367	8.7	39	0
Opponents	31	16	274	8.8	80t	1

KICKOFF RETURNS	No	Yds	Avg	Lg	TD
Griffin	18	422	23.4	48	0
Barclay	14	304	21.7	37	0
Henry	13	272	20.9	46	0
Davis	2	37	18.5	19	0
Troupe	2	21	10.5	12	0
Lowry	1	15	15.0	15	0
Hartstock	1	14	14.0	14	0
Cramer	1	13	13.0	13	0
Titans	52	1098	21.1	48	0
Opponents	58	1404	24.2	76	0

FIELD GOALS	1-19	20-29	30-39	40-49	50+
Bironas	0-0	10-12	12-12	9-10	4-5
Titans	0-0	10-12	12-12	9-10	4-5
Opponents	0-0	7-8	5-6	3-5	3-6

Bironas/Titans: (20G, 31G), (30G, 36G), (33G, 27N), (30G, 40G, 47N), (48G), (52G, 25G, 21G, 30G, 28G, 43G, 29G, 29G), (35G, 23G), (47G, 53G), (36G, 49G), (56G, 37G), (28G, 23G), (53N), (44G, 29N), (37G, 37G, 40G, 25G), (46G) (40G, 54G, 33G)  
Opponents: (22G), (22G, 39G, 20G, 36N), ( ), (32G, 53N, 28G, 48N, 50N), (23G, 43G), ( ), (50G, 43G, 54G), (40N), ( ), (21G, 39G), (26N), (45G, 50G), (20G), (36G), (51N), (37G)

SACKS	Vanden Bosch 12.0, Odom 8.0, Haynesworth 6.0, LaBoy 6.0, T.Brown 4.0, Finnegan 1.0, Fuller 1.0, Nickey 1.0, Thornton 1.0
Titans 40.0, Opponents 30.0	

TACKLES (Solo-Assists-Total)  
Thornton (97-43-140), Vanden Bosch (65-50-115), Bulluck (75-34-109), Finnegan (84-25-109), T.Brown (46-37-83), Harper (75-5-80), Fowler (42-31-73), Haynesworth (41-28-69), Hope (39-21-60), Lowry (41-20-61), Griffin (34-15-49), Odom (24-20-44), Starks (21-18-39), Tulloch (28-8-36), Fuller (27-8-35), LaBoy (15-5-20), Hill (13-1-14), Fisher (5-4-9), Veal (4-4-8), King (5-2-7), Conover (2-2-4), Herndon (3-0-3), Vickerson (2-1-3),

Gardner (1-0-1), Nickey (1-0-1), Simon (0-1-1), Amato (0-0-0), Mahelona (0-0-0), Woods (0-0-0)  
Team Totals: 790-383-1173

USUAL STARTING LINEUP

OFFENSE	
WR	Roydell Williams (86)
LT	Michael Roos (71)
LG	Jacob Bell (60)
C	Kevin Mawae (68)
RG	Benji Olson (75)
RT	David Stewart (76)
TE	Bo Scaife (80)
WR	Justin Gage (12)
TE	Ben Hartsock (88)
QB	Vince Young (10)
RB	LenDale White (25)

DEFENSE	
LE	Antwan Odom (98)
LT	Tony Brown (97)
RT	Albert Haynesworth (92)
RE	Kyle Vanden Bosch (93)
LLB	David Thornton (50)
MLB	Ryan Fowler (52)
RLB	Keith Bulluck (53)
LCB	Nick Harper (20)
RCB	Cortland Finnegan (31)
SS	Chris Hope (24)
FS	Michael Griffin (33)

SPECIALISTS	
K	Rob Bironas (2)
P	Craig Hentrich (15)

Pro Bowl  
All-Pro  
GM: Mike Reinfeldt; Head Coach: Jeff Fisher  
Asst. Coaches: Norm Chow (off. coord.), Jim Schwartz (def. coord.), Dave McGinnis (Asst. head coach/LB), Sherman Smith (Asst. head coach/RB), Matt Burke (def. asst.), Chuck Cecil (DB), Marty Galbraith (ST asst.), Fred Graves (WR), Craig Johnson (QB), Alan Lowry (ST), Mike Munchak (OL), Marcus Robertson (Asst. Secondary), Jim Washburn (DL), Steve Watterson (strength & rehab.), John Zernhelt (TE)

AMERICAN FOOTBALL CONFERENCE STANDINGS

AFC EAST	W	L	T	Pct
New England	16	0	0	1.000
Buffalo	7	9	0	.438
N.Y. Jets	4	12	0	.259
Miami	1	15	0	.063
AFC NORTH	W	L	T	Pct
Pittsburgh	10	6	0	.625
Cleveland	10	6	0	.625
Cincinnati	7	9	0	.438
Baltimore	5	11	0	.313
AFC SOUTH	W	L	T	Pct
Indianapolis	13	3	0	.813
* Jacksonville	11	5	0	.688
* Tennessee	10	6	0	.625
Houston	8	8	0	.500
AFC WEST	W	L	T	Pct
San Diego	11	5	0	.688
Denver	7	9	0	.438
Kansas City	4	12	0	.250
Oakland	4	12	0	.250

NATIONAL FOOTBALL CONFERENCE STANDINGS

NFC EAST	W	L	T	Pct
Dallas	13	3	0	.667
* N.Y. Giants	10	6	0	.625
* Washington	9	7	0	.563
Philadelphia	8	8	0	.500
NFC NORTH	W	L	T	Pct
Green Bay	13	3	0	.813
Minnesota	8	8	0	.500
Detroit	7	9	0	.438
Chicago	7	9	0	.438
NFC SOUTH	W	L	T	Pct
Tampa Bay	9	7	0	.563
Carolina	7	9	0	.438
New Orleans	7	9	0	.438
Atlanta	4	12	0	.250
NFC WEST	W	L	T	Pct
Seattle	10	6	0	.625
Arizona	8	8	0	.500
San Francisco	5	11	0	.313
St. Louis	3	13	0	.188

\* Wild Card for Playoffs



# 2006 SEASON (8-8 REGULAR SEASON, 0-0 PLAYOFFS) • 2ND PLACE AFC SOUTH

DATE	OPPONENT	SCORE	W/L	ATT
Sep. 10	N.Y. JETS	16-23	L	69,143
Sep. 17	at San Diego	7-40	L	64,344
Sep. 24	at Miami	10-13	L	72,733
Oct. 1	DALLAS	14-45	L	69,143
Oct. 8	at Indianapolis	13-14	L	57,021
Oct. 15	at Washington	25-22	W	88,550
Oct. 22	BYE			
Oct. 29	HOUSTON	28-22	W	69,143
Nov. 5	at Jacksonville	7-37	L	66,524
Nov. 12	BALTIMORE	26-27	L	69,143
Nov. 19	at Philadelphia	31-13	W	69,232
Nov. 26	N.Y. GIANTS	24-21	W	69,143
Dec. 3	INDIANAPOLIS	20-17	W	69,143
Dec. 10	at Houston	26-20*	W	70,760
Dec. 17	JACKSONVILLE	24-17	W	69,143
Dec. 24	at Buffalo	30-29	W	54,765
Dec. 31	NEW ENGLAND	23-40	L	69,143

\* Overtime

	TITANS	OPP
<b>Total First Downs</b>	<b>261</b>	<b>329</b>
Rushing	105	121
Passing	133	181
Penalty	23	27
3rd Down: Made/Att	67/205	90/221
3rd Down Pct.	32.7	40.7
4th Down: Made/Att	7/17	10/17
4th Down Pct.	41.2	58.8
<b>Possession Avg.</b>	<b>27:17</b>	<b>32:43</b>
<b>Total Net Yards</b>	<b>4810</b>	<b>5915</b>
Avg. Per Game	300.6	369.7
Total Plays	945	1062
Avg. Per Play	5.1	5.6
<b>Net Yards Rushing</b>	<b>2214</b>	<b>2313</b>
Avg. Per Game	138.4	144.6
Total Rushes	469	506
Avg. Per Play	4.7	4.6
<b>Net Yards Passing</b>	<b>2596</b>	<b>3602</b>
Avg. Per Game	162.3	225.1
Sacked/Yards Lost	29/152	26/148
Gross Yards	2748	3750
Att./Comp.	447/226	530/335
Completion Pct.	50.6	63.2
Had Intercepted	19	17
<b>Punts/Average</b>	<b>88/42.7</b>	<b>68/42.5</b>
<b>Net Punting Avg.</b>	<b>37.3</b>	<b>34.4</b>
<b>Penalties/Yards</b>	<b>94/803</b>	<b>102/906</b>
<b>Fumbles/Ball Lost</b>	<b>29/7</b>	<b>19/11</b>
<b>Touchdowns</b>	<b>36</b>	<b>46</b>
Rushing	15	20
Passing	13	24
Returns	8	2

BY PERIODS	1	2	3	4	OT	PTS
Titans	52	87	81	98	6	324
Opponents	84	116	85	115	0	400

SCORING	TD	RU	PA	RT	PAT	FG	S	TP
Bironas	0	0	0	0	32/32	22/28	0	98
Henry	7	7	0	0	0/0	0/0	0	44
Young	7	7	0	0	0/0	0/0	0	44
A.Jones	4	0	0	4	0/0	0/0	0	24
B.Jones	4	0	4	0	0/0	0/0	0	24
Bennett	3	0	3	0	0/0	0/0	0	20
Scaife	3	1	2	0	0/0	0/0	0	18
Troupe	2	0	2	0	0/0	0/0	0	12
Wade	2	0	2	0	0/0	0/0	0	12
T.Brown	1	0	0	1	0/0	0/0	0	6
Bulluck	1	0	0	1	0/0	0/0	0	6
Hope	1	0	0	1	0/0	0/0	0	6
Finnegan	1	0	0	1	0/0	0/0	0	6
<b>Titans</b>	<b>36</b>	<b>15</b>	<b>13</b>	<b>8</b>	<b>32/32</b>	<b>22/28</b>	<b>2</b>	<b>324</b>
<b>Opponents</b>	<b>46</b>	<b>20</b>	<b>24</b>	<b>2</b>	<b>41/44</b>	<b>27/33</b>	<b>0</b>	<b>400</b>

2-Pt Conversions: Bennett, Henry, Young,  
Titans 3-3, Opponents 1-2

RUSHING	No	Yds	Avg	Lg	TD
Henry	270	1211	4.5	70t	7
Young	83	552	6.7	39t	7
White	61	244	4.0	26	0
C.Brown	41	156	3.8	21	0
Hall	7	21	3.0	11	0
Scaife	1	13	13.0	13t	1
A.Jones	2	8	4.0	7	0
Roby	1	3	3.0	3	0
B.Jones	1	3	3.0	3	0

PASSING	Att	Cmp	Pct	Yards	Yds/Att	TD	Int	Lg	Sk/Yds	Rating
Young	357	184	51.5	2199	6.2	12	13	53	25/129	66.7
Collins	90	42	46.7	549	6.1	1	6	36	4/23	42.3
<b>Titans</b>	<b>447</b>	<b>226</b>	<b>50.6</b>	<b>2748</b>	<b>6.1</b>	<b>13</b>	<b>19</b>	<b>53</b>	<b>29/152</b>	<b>61.8</b>
<b>Opponents</b>	<b>530</b>	<b>335</b>	<b>63.2</b>	<b>3750</b>	<b>7.1</b>	<b>24</b>	<b>17</b>	<b>68t</b>	<b>26/148</b>	<b>86.0</b>

Givens	1	3	3.0	3	0
Nickey	1	0	0.0	0	0
<b>Titans</b>	<b>469</b>	<b>2214</b>	<b>4.7</b>	<b>70t</b>	<b>15</b>
<b>Opponents</b>	<b>506</b>	<b>2313</b>	<b>4.6</b>	<b>73</b>	<b>20</b>

RECEIVING	No	Yds	Avg	Lg	TD
Bennett	46	737	16.0	39	3
Wade	33	461	14.0	25	2
Scaife	29	370	12.8	34	2
B.Jones	27	384	14.2	53	4
Henry	18	78	4.3	12	0
Hall	15	138	9.2	28	0
White	14	60	4.3	13	0
Troupe	13	150	11.5	32	2
R.Williams	8	121	15.1	20	0
Givens	8	104	13.0	27	0
Hartsock	6	68	11.3	23	0
A.Jones	2	31	15.5	17	0
Roby	2	28	14.0	21	0
Cramer	2	8	4.0	6	0
C.Brown	2	4	2.0	4	0
Wallace	1	6	6.0	6	0
<b>Titans</b>	<b>226</b>	<b>2748</b>	<b>12.2</b>	<b>53</b>	<b>13</b>
<b>Opponents</b>	<b>335</b>	<b>3750</b>	<b>11.2</b>	<b>68t</b>	<b>24</b>

INTERCEPTIONS	No	Yds	Avg	Lg	TD
Hope	5	105	21.0	61t	1
A.Jones	4	130	32.5	83t	1
Thompson	3	14	4.7	11	0
Hill	2	20	10.0	11	0
Sirmon	1	13	13.0	13	0
Bulluck	1	0	0.0	0	0
Tulloch	1	0	0.0	0	0
<b>Titans</b>	<b>17</b>	<b>282</b>	<b>16.6</b>	<b>83t</b>	<b>2</b>
<b>Opponents</b>	<b>19</b>	<b>250</b>	<b>13.2</b>	<b>55t</b>	<b>2</b>

PUNTING	No	Yds	Avg	Net	TB	In	Lg	B
Hentrich	88	3760	42.7	37.3	10	32	73	0
<b>Titans</b>	<b>88</b>	<b>3760</b>	<b>42.7</b>	<b>37.3</b>	<b>10</b>	<b>32</b>	<b>73</b>	<b>0</b>
<b>Opponents</b>	<b>68</b>	<b>2888</b>	<b>42.5</b>	<b>34.4</b>	<b>4</b>	<b>18</b>	<b>61</b>	<b>1</b>

PUNT RETURNS	No	FC	Yds	Avg	Lg	TD
A.Jones	34	3	440	12.9	90t	3
Wade	3	3	27	9.0	18	0
<b>Titans</b>	<b>37</b>	<b>6</b>	<b>467</b>	<b>12.6</b>	<b>90t</b>	<b>3</b>
<b>Opponents</b>	<b>33</b>	<b>24</b>	<b>278</b>	<b>8.4</b>	<b>39</b>	<b>0</b>

KICKOFF RETURNS	No	Yds	Avg	Lg	TD
Wade	50	1194	23.9	48	0
A.Jones	20	521	26.1	70	0
Scaife	4	64	16.0	18	0
Cramer	3	37	12.3	21	0
White	1	14	14.0	14	0
Hartsock	1	5	5.0	5	0
<b>Titans</b>	<b>79</b>	<b>1835</b>	<b>23.2</b>	<b>70</b>	<b>0</b>
<b>Opponents</b>	<b>58</b>	<b>1263</b>	<b>21.8</b>	<b>52</b>	<b>0</b>

FIELD GOALS	1-19	20-29	30-39	40-49	50+
Bironas	0-0	10-11	7-7	4-8	1-2
<b>Titans</b>	<b>0-0</b>	<b>10-11</b>	<b>7-7</b>	<b>4-8</b>	<b>1-2</b>
<b>Opponents</b>	<b>1-1</b>	<b>10-11</b>	<b>6-10</b>	<b>10-10</b>	<b>0-1</b>

**Bironas/Titans:** ( ) ( ) (51N, 22G) (33G, 39G) (22G, 47G) (32G, 26G, 30G) ( ) ( ) (21G, 41N, 43B) (36G) (48N, 49G) (25G, 60G) (41G, 33G) (44N, 27G) (42G, 20G, 30G) (25G, 23N, 27G, 27G)  
**Opponents:** (18G, 34N, 30N) (28G, 31G, 35G, 44G) (40G, 30N, 39G) (26N, 43G) ( ) ( ) (27G) (47G, 21G, 39G) (27G, 40G) (42G, 38G) ( ) (53N, 20G) (49G, 46G) (43G) (21G, 36G, 45G, 21G, 24G) (28G, 26G, 33N)

## SACKS

Vanden Bosch 6.5, LaBoy 3.5, Starks 3.0, Bulluck 2.5,  
Haynesworth 2.0, Finnegan 2.0, T.Brown 1.5, Mahelona 1.0,  
A.Jones 1.0, Bockwoldt 1.0, Odom 0.5, Smith 0.5, Sirmon 0.5,  
Tulloch 0.5

**Titans 26.0, Opponents 29.0**

## TACKLES (Solo-Assists-Total)

Bulluck (107-54-161), Hope (99-29-128), Thornton (93-29-122),  
Vanden Bosch (67-51-118), Sirmon (67-38-105), Thompson (58-  
19-77), Smith (43-33-76), P.Jones (54-13-67), Hill (41-18-59),  
Haynesworth (34-25-59), Finnegan (47-10-57), LaBoy (31-26-  
57), Starks (36-20-56), T. Brown (33-18-51), Tulloch (23-14-37),  
Conover (12-9-21), Mahelona (12-9-21), Fuller (11-4-15), Odom  
(9-6-15), Bockwoldt (4-3-7), Scott (2-3-5), Woolfolk (4-0-4), Sav-  
age (2-2-4), Amato (2-1-3), Reynolds (2-0-2), Lowry (0-1-1)

**Team Totals: 893-435-1328**

## USUAL STARTING LINEUP

### OFFENSE

WR Brandon Jones (81)  
LT Michael Roos (71)  
LG Jacob Bell (60)  
C Kevin Mawae (68)  
RG Benji Olson (75)  
RT David Stewart (76)  
TE Bo Scaife (80)  
WR Drew Bennett (83)  
FB Ahmad Hall (45)  
**QB Vince Young (10)**  
RB Travis Henry (20)

### DEFENSE

LE Kyle Vanden Bosch (93)  
LT Robaire Smith (98)  
RT Albert Haynesworth (92)  
RE Travis LaBoy (91)  
LLB David Thornton (50)  
MLB Peter Sirmon (59)  
RLB Keith Bulluck (53)  
LCB Reynaldo Hill (21)  
RCB Pacman Jones (32)  
SS Chris Hope (24)  
FS Lamont Thompson (28)

### SPECIALISTS

K Rob Bironas (2)  
P Craig Hentrich (15)

### Pro Bowl

All-Pro

**GM:** Floyd Reese; **Head Coach:** Jeff Fisher

**Asst. Coaches:** Norm Chow (off. coord.), Jim Schwartz  
(def. coord.), Dave McGinnis (Asst. head coach/LB),  
Sherman Smith (Asst. head coach/RB), Matt Burke (def.  
asst.), Chuck Cecil (S/nickel), Marty Galbraith (ST asst.),  
Craig Johnson (QB), Alan Lowry (ST), Mike Munchak (OL),  
Ray Sherman (WR), Jim Washburn (DL), Steve Watterson  
(strength & rehab.), Everett Withers (DB), John Zernhelt  
(TE)

## AMERICAN FOOTBALL CONFERENCE STANDINGS

AFC EAST	W	L	T	Pct
New England	12	4	0	.750
* N.Y. Jets	10	6	0	.625
Buffalo	7	9	0	.438
Miami	6	10	0	.375
AFC NORTH	W	L	T	Pct
Baltimore	13	3	0	.812
Cincinnati	8	8	0	.500
Pittsburgh	8	8	0	.500
Cleveland	4	12	0	.250
AFC SOUTH	W	L	T	Pct
Indianapolis	12	4	0	.750
<b>Tennessee</b>	<b>8</b>	<b>8</b>	<b>0</b>	<b>.500</b>
Jacksonville	8	8	0	.500
Houston	6	10	0	.375
AFC WEST	W	L	T	Pct
San Diego	14	2	0	.875
* Kansas City	9	7	0	.562
Denver	9	7	0	.562
Oakland	2	14	0	.125

## NATIONAL FOOTBALL CONFERENCE STANDINGS

NFC EAST	W	L	T	Pct
Philadelphia	10	6	0	.625
* Dallas	9	7	0	.562
* N.Y. Giants	8	8	0	.500
Washington	5	11	0	.312
NFC NORTH	W	L	T	Pct
Chicago	13	3	0	.812
Green Bay	8	8	0	.500
Minnesota	6	10	0	.375
Detroit	3	13	0	.188
NFC SOUTH	W	L	T	Pct
New Orleans	10	6	0	.625
Carolina	8	8	0	.500
Atlanta	7	9	0	.438
Tampa Bay	4	12	0	.250
NFC WEST	W	L	T	Pct
Seattle	9	7	0	.562
St. Louis	8	8	0	.500
San Francisco	7	9	0	.438
Arizona	5	11	0	.312

\* Wild Card for Playoffs

2005 SEASON (4-12 REGULAR SEASON, 0-0 PLAYOFFS) • 3RD PLACE AFC SOUTH

DATE	OPPONENT	SCORE	W/L	ATT
Sep. 11	at Pittsburgh	7-34	L	62,931
Sep. 18	BALTIMORE	25-10	W	69,149
Sep. 25	at St. Louis	27-31	L	65,835
Oct. 2	INDIANAPOLIS	10-31	L	69,149
Oct. 9	at Houston	34-20	W	70,430
Oct. 16	CINCINNATI	23-31	L	69,149
Oct. 23	at Arizona	10-20	L	39,482
Oct. 30	OAKLAND	25-34	L	69,149
Nov. 6	at Cleveland	14-20	L	72,594
Nov. 13	BYE			
Nov. 20	JACKSONVILLE	28-31	L	69,149
Nov. 27	SAN FRANCISCO	33-22	W	69,149
Dec. 4	at Indianapolis	3-35	L	57,228
Dec. 11	HOUSTON	13-10	W	69,149
Dec. 18	SEATTLE	24-28	L	69,149
Dec. 24	at Miami	10-24	L	72,001
Jan. 1	at Jacksonville	13-40	L	65,485

\* Overtime

	TITANS	OPP
Total First Downs	279	294
Rushing	72	89
Passing	191	180
Penalty	16	25
3rd Down: Made/Att	75/218	71/200
3rd Down Pct.	34.4	35.5
4th Down: Made/Att	9/31	7/11
4th Down Pct.	29.0	63.6
Possession Avg.	31:13	28:47
Total Net Yards	5122	5110
Avg. Per Game	320.1	319.4
Total Plays	1022	960
Avg. Per Play	5.0	5.3
Net Yards Rushing	1525	1894
Avg. Per Game	95.3	118.4
Total Rushes	397	449
Avg. Per Play	3.8	4.2
Net Yards Passing	3597	3216
Avg. Per Game	224.8	201.0
Sacked/Yards Lost	31/200	41/246
Gross Yards	3797	3462
Att./Comp.	594/358	470/296
Completion Pct.	60.3	63.0
Had Intercepted	14	9
Punts/Average	78/43.2	85/44.1
Net Punting Avg.	78/37.8	85/37.5
Penalties/Yards	125/1002	95/718
Fumbles/Ball Lost	27/12	20/11
Touchdowns	33	51
Rushing	8	12
Passing	20	33
Returns	5	6

BY PERIODS	1	2	3	4	OT	PTS
Titans	50	88	83	78	0	299
Opponents	79	132	108	102	0	421

SCORING	TD	RU	PA	RT	PAT	FG	S	TP
Bironas	0	0	0	0	30/32	23/29	0	99
Brown	7	5	2	0			0	42
Bennett	4	0	4	0			0	24
Troupe	4	0	4	0			0	24
B. Jones	2	0	2	0			0	12
Kinney	2	0	2	0			0	12
Odum	2	0	0	2			0	12
Payton	2	2	0	0			0	12
Scaife	2	0	2	0			0	12
R. Williams	2	0	2	0			0	12
Fleming	1	0	1	0			0	6
Hill	1	0	0	1			0	6
P. Jones	1	0	0	1			0	6
Kassell	1	0	0	1			0	6
McNair	1	1	0	0			0	6
Roby	1	0	1	0			0	6
Wade LG	1	0	0	1			0	6
Reynolds	0	0	0	0			1	2
Titans	33	8	20	5	30/32	23/29	1	299
Opponents	51	12	33	6	48/49	21/27	0	421

2-Pt Conversions: Titans 0-1, Opponents 2-2

RUSHING	No	Yds	Avg	Lg	TD
Brown	224	851	3.8	38t	5
Henry	88	335	3.8	29	0
McNair	32	139	4.3	19	1
Payton	33	105	3.2	15	2
Mauck	7	39	5.6	12	0
Nash	6	32	5.3	8	0

PASSING	Att	Cmp	Pct	Yards	Yds/Att	TD	Int	Lg	Sk/Yds	Rating
McNair	476	292	61.3	3161	6.64	16	11	57	20/134	82.4
Volek	88	50	56.8	474	5.39	4	2	55t	9/45	77.6
Mauck	27	15	55.6	136	5.04	0	1	17	1/8	53.9
Hentrich	2	1	50.0	26	13.0	0	0	26	0/0	95.8
Bennett	1	0	0.0	0	0.0	0	0	0	0/0	39.6
P. Jones	0	0	---	0	---	0	0	---	1/13	---
Titans	594	358	60.3	3797	6.39	20	14	57	31/200	80.3
Opponents	470	296	63.0	3462	7.37	33	9	63t	41/246	100.7

Roby	2	16	8.0	11	0
Bennett	1	3	3.0	3	0
Volek	1	3	3.0	3	0
B. Jones	1	1	1.0	1	0
Wade LG	1	1	1.0	1	0
Wade TM	1	1	1.0	1	0
Hentrich	1	0	0.0	0	0
Titans	397	1525	3.8	38t	8
Opponents	449	1894	4.2	52	12

RECEIVING	No	Yds	Avg	Lg	TD
Bennett	58	738	12.7	55t	4
Kinney	55	543	9.9	27	2
Troupe	55	530	9.6	35	4
Scaife	37	273	7.4	19	2
Brown	25	327	13.1	57	2
B. Jones	23	299	13.0	38t	2
Calico	22	191	8.7	18	0
R. Williams	21	299	14.2	50t	2
Roby	21	289	13.8	32	1
Wade LG	14	120	8.6	17	0
Wade TM	4	40	10.0	15	0
Henry	13	117	9.0	42	0
Fleming	10	69	6.9	18	1
Payton	6	30	5.0	9	0
Nash	3	14	4.7	7	0
Guenther	2	13	6.5	8	0
Nickey	1	26	26.0	26	0
Small	1	6	6.0	6	0
Roos	1	-7	-7.0	-7	0
Titans	358	3797	10.6	57	20
Opponents	296	3462	11.7	63t	33

INTERCEPTIONS	No	Yds	Avg	Lg	TD
Hill	3	88	29.3	52t	1
Bulluck	2	16	8.0	16	0
Kassell	1	21	21.0	21t	1
Woolfolk	1	3	3.0	3	0
T. Williams	1	1	1.0	1	0
Thompson	1	0	0.0	0	0
Titans	9	129	14.3	52t	2
Opponents	14	293	20.9	85t	4

PUNTING	No	Yds	Avg	Net	TB	In	Lg	B
Hentrich	78	3371	43.2	37.8	14	21	59	0
Titans	78	3371	43.2	37.8	14	21	59	0
Opponents	85	3746	44.1	37.5	7	16	74	1

PUNT RETURNS	No	FC	Yds	Avg	Lg	TD
Wade LG	33	9	317	9.6	73t	1
P. Jones	29	8	272	9.4	52t	1
Thurman TM	9	5	31	3.4	11	0
B. Jones	5	0	75	15.0	32	0
Thompson	1	0	31	31.0	31	0
Ta. Williams	1	0	9	9.0	9	0
Titans	45	13	418	9.3	52t	1
Opponents	32	20	144	4.5	15	0

KICKOFF RETURNS	No	Yds	Avg	Lg	TD
P. Jones	43	1127	26.2	85	0
Roby	22	495	22.5	59	0
Payton	2	24	12.0	24	0
Thurman TM	2	42	21.0	25	0
Fleming	1	9	9.0	9	0
Titans	70	1697	24.2	85	0
Opponents	57	1290	22.6	50	0

FIELD GOALS	1-19	20-29	30-39	40-49	50+
Bironas	0/0	10/10	6/7	5/7	2/5
Titans	0/0	10/10	6/7	5/7	2/5
Opponents	1/1	6/6	9/14	5/5	0/1
Bironas/Titans: (47N) (39G, 29G, 47G) (41G, 39G) (34G, 38N) (52G, 58N, 49G) (24G, 29G, 47G) (53G) (39G, 24G) (50N) ( ) (35G, 41G, 21G, 22G) (51N, 24G) (46N, 23G, 21G) (38G) (24G) ( )					
Opponents: (44G, 27G) (30G) (46G) (20G) (32G, 38G, 43G, 47G) (52N, 21G) (33G, 24G) (22G, 32G) (37G, 19G, 39N) (31G) (34N) ( ) (30G, 37B, 31N) (36B) (25G) (46G, 38G)					

SACKS
Vanden Bosch 12.5, LaBoy 6.5, Bulluck 5, Long 3.5, Haynesworth 3, Starks 3, Sirmon 2.5, Odum 2, Schobel 1, Thompson 1, Clauss 0.5, Waddell 0.5
Titans 41, Opponents 31

TACKLES (Solo-Assists-Total)
Bulluck (106-44-150), Vanden Bosch (55-45-100), Sirmon (56-33-89), Kassell (56-33-89), Haynesworth (52-33-85), T. Williams

(65-18-83), Thompson (63-15-78), Starks (40-38-78), LaBoy (36-28-64), P. Jones (43-10-53), Woolfolk (42-10-52), Odum (28-22-50), Long (30-19-49), Hill (40-6-46), Clauss (13-17-30), Boiman (13-15-28), Waddell (13-4-17), Reynolds (9-5-14), Schobel (7-4-11), Beckham (9-1-10), Sandy (1-1-2), Spencer (1-0-1), Nickey (1-0-1), Gardner (0-0-0), Fuller (0-0-0)

Team Totals: 779-401-1180

USUAL STARTING LINEUP

OFFENSE
WR Drew Bennett (83)
LT Brad Hopkins (72)
LG Zach Piller (69)
C Justin Hartwig (77)
RG Benji Olson (75)
RT Michael Roos (71)
TE Erron Kinney (88)
WR Brandon Jones (81)
FB/TE Troy Fleming (44)/Ben Troupe (84)
QB Steve McNair (9)
RB Chris Brown (29)

DEFENSE
LE Kyle Vanden Bosch (93)
LT Randy Starks (90)
RT Albert Haynesworth (92)
RE Antwan Odum (98)
LLB Peter Sirmon (59)
MLB Brad Kassell (55)
RLB Keith Bulluck (53)
LCB Reynaldo Hill (21)
RCB Pacman Jones (32)
SS Tank Williams (25)
FS Lamont Thompson (28)

SPECIALISTS
K Rob Bironas (2)
P Craig Hentrich (15)

Pro Bowl

All-Pro

GM: Floyd Reese; Head Coach: Jeff Fisher  
Asst. Coaches: Norm Chow (off. coord.), Jim Schwartz (def. coord.), George Henshaw (asst. head coach/ off.), Dave McGinnis (LB), Chuck Cecil (S/nickel), Marty Galbraith (ST asst.), Ned James (off. asst.), Craig Johnson (QB), Alan Lowry (ST), Mike Munchak (OL), Ray Sherman (WR), Sherman Smith (RB), Jim Washburn (DL), Steve Watterson (strength and conditioning), Everett Withers (DB)

AMERICAN FOOTBALL CONFERENCE STANDINGS

AFC EAST	W	L	T	Pct
New England	10	6	0	.625
Miami	9	7	0	.562
Buffalo	5	11	0	.312
N.Y. Jets	4	12	0	.250
AFC NORTH	W	L	T	Pct
Cincinnati	11	5	0	.688
* Pittsburgh	11	5	0	.688
Baltimore	6	10	0	.375
Cleveland	6	10	0	.375
AFC SOUTH	W	L	T	Pct
Indianapolis	14	2	0	.875
* Jacksonville	12	4	0	.750
Tennessee	4	12	0	.250
Houston	2	14	0	.125
AFC WEST	W	L	T	Pct
Denver	13	3	0	.812
Kansas City	10	6	0	.625
San Diego	9	7	0	.562
Oakland	4	12	0	.250

NATIONAL FOOTBALL CONFERENCE STANDINGS

NFC EAST	W	L	T	Pct
N.Y. Giants	11	5	0	.688
* Washington	10	6	0	.625
Dallas	9	7	0	.562
Philadelphia	6	10	0	.375
NFC NORTH	W	L	T	Pct
Chicago	11	5	0	.688
Minnesota	9	7	0	.562
Detroit	5	11	0	.312
Green Bay	4	12	0	.250
NFC SOUTH	W	L	T	Pct
Tampa Bay	11	5	0	.688
* Carolina	11	5	0	.688
Atlanta	8	8	0	.500
New Orleans	3	13	0	.188
NFC WEST	W	L	T	Pct
Seattle	13	3	0	.812
St. Louis	6	10	0	.375
Arizona	5	11	0	.312
San Francisco	4	12	0	.250

\* Wild Card for Playoffs

## 372



2003 SEASON (12-4 REGULAR SEASON, 1-1 PLAYOFFS) • 2ND PLACE AFC SOUTH

DATE	OPPONENT	SCORE	W/L	ATT
Sep. 7	OAKLAND	25-20	W	68,809
Sep.14	at Indianapolis	7-33	L	59,999
Sep. 21	NEW ORLEANS	27-12	W	68,809
Sep. 28	at Pittsburgh	30-13	W	63,244
Oct. 5	at New England	30-38	L	68,436
Oct. 12	HOUSTON	38-17	W	68,809
Oct. 19	at Carolina	37-17	W	72,851
Oct. 26	at Jacksonville	30-17	W	55,918
Nov. 2	BYE			
Nov. 9	MIAMI	31-7	W	68,809
Nov. 16	JACKSONVILLE	10-3	W	68,809
Nov. 23	at Atlanta	38-31	W	70,891
Dec.1	at NY Jets	17-24	L	77,710
Dec. 7	INDIANAPOLIS	27-29	L	68,809
Dec. 14	BUFFALO	28-26	W	68,809
Dec. 21	at Houston	27-24	W	70,758
Dec. 28	TAMPA BAY	33-13	W	68,809
Jan. 3	at Baltimore	20-17	W	69,452
Jan. 10	at New England	14-17	L	68,436

\* Overtime

	TITANS	OPP
Total First Downs	310	275
Rushing	84	79
Passing	211	167
Penalty	15	29
3rd Down: Made/Att	86/211	51/184
3rd Down Pct.	40.8	27.7
4th Down: Made/Att	6/14	11/18
4th Down Pct.	42.9	61.1
Possession Avg.	32:52	27:08
Total Net Yards	5501	4901
Avg. Per Game	343.8	306.3
Total Plays	1013	926
Avg. Per Play	5.4	5.3
Net Yards Rushing	1623	1295
Avg. Per Game	101.4	80.9
Total Rushes	486	342
Avg. Per Play	3.3	3.8
Net Yards Passing	3878	3606
Avg. Per Game	242.4	225.4
Sacked/Yards Lost	25/153	38/223
Gross Yards	4031	3829
Att./Comp.	502/315	546/332
Completion Pct.	62.7	60.8
Had Intercepted	9	21
Punts/Average	71/43.9	78/42.2
Net Punting Avg.	71/37.8	78/35.9
Penalties/Yards	110/887	96/793
Fumbles/Ball Lost	24/12	21/13
Touchdowns	48	35
Rushing	11	10
Passing	30	20
Returns	7	5

BY PERIODS	1	2	3	4	OT	PTS
Titans	103	120	82	130	0	435
Opponents	52	75	75	122	0	324

SCORING	TD	RU	PA	RT	PAT	FG	S	TP
Anderson	0	0	0	0	42/42	27/31	0	123
Mason	8	0	8	0			0	48
McCareins	8	0	7	1			0	48
George	5	5	0	0			0	30
Calico	4	0	4	0			0	26
McNair	4	4	0	0			0	26
Bennett	4	0	4	0			0	24
Kinney	4	0	3	1			0	24
Holcombe	2	1	1	0			0	14
Hentrich	0	0	0	0	1/1	4/5	0	13
Dyson	2	0	0	2			0	12
Wycheck	2	0	2	0			0	12
Boiman	1	0	0	1			1	8
Berlin	1	0	1	0			0	6
Bulluck	1	0	0	1			0	6
Rolle	1	0	0	1			0	6
Volek	1	1	0	0			0	6
Nedney	0	0	0	0	0/1	1/1	0	3
Titans	48	11	30	7	43/44	32/37	1	435
Opponents	35	10	20	5	34/34	26/30	0	324

2-Pt Conversions: Calico, McNair, Holcombe,  
Titans 3-4, Opponents 0-1

RUSHING	No	Yds	Avg	Lg	TD
George	312	1031	3.3	27	5
Brown	56	221	3.9	28	0
Holcombe	63	201	3.2	21	1
McNair	38	138	3.6	23	4

PASSING	Att	Cmp	Pct	Yards	Yds/Att	TD	Int	Lg	Sk/Yds	Rating
McNair	400	250	62.5	3215	8.04	24	7	73	19/108	100.4
Volek	69	44	63.8	545	7.90	4	1	50t	6/45	101.4
O'Donnell	27	18	66.7	232	8.59	2	1	34t	0/0	102.7
Hentrich	5	2	40.0	25	5.00	0	0	15	0/0	56.3
Bennett	1	1	100.0	14	14.00	0	0	14	0/0	118.8
Titans	502	315	62.7	4031	8.03	30	9	73	25/153	100.3
Opponents	546	332	60.8	3829	7.01	20	21	86t	38/223	78.2

McCareins	1	13	13.0	13	0
Mason	3	11	3.7	7	0
Calico	1	5	5.0	5	0
Volek	11	4	0.4	5	1
O'Donnell	1	-1	-1.0	-1	0
Titans	486	1623	3.3	28	11
Opponents	342	1295	3.8	42	10

RECEIVING	No	Yds	Avg	Lg	TD
Mason	95	1303	13.7	50t	8
McCareins	47	813	17.3	73	7
Kinney	41	381	9.3	28	3
Bennett	32	504	15.8	48	4
George	22	163	7.4	22	0
Holcombe	19	121	6.4	11	1
Calico	18	297	16.5	45	4
Wycheck	17	165	9.7	25	2
Meier	13	159	12.2	27	0
Brown	8	61	7.6	11	0
Berlin	1	50	50.0	50t	1
McGarrahan	1	10	10.0	10	0
McNair	1	4	4.0	4	0
Titans	315	4031	12.8	73	30
Opponents	332	3829	11.5	86t	20

INTERCEPTIONS	No	Yds	Avg	Lg	TD
Rolle	6	141	23.5	52	0
Dyson	4	62	15.5	51t	2
Boiman	2	70	35.0	60t	1
Calmus	2	26	13.0	15	0
Bulluck	2	9	4.5	9	0
Tank Williams	2	0	0.0	0	0
Woolfolk	1	4	4.0	4	0
Beckham	1	0	0.0	0	0
Kearse	1	0	0.0	0	0
Titans	21	312	14.9	60t	3
Opponents	9	264	29.3	95t	3

PUNTING	No	Yds	Avg	Net	TB	In	Lg	B
Hentrich	71	3117	43.9	37.8	8	26	58	0
Titans	71	3117	43.9	37.8	8	26	58	0
Opponents	78	3290	42.2	35.9	3	24	65	0

PUNT RETURNS	No	FC	Yds	Avg	Lg	TD
McCareins	29	17	330	11.4	58t	1
Mason	8	5	99	12.4	21	0
Titans	37	22	429	11.6	58t	1
Opponents	30	13	276	9.2	59t	1

KICKOFF RETURNS	No	Yds	Avg	Lg	TD
Schifino	35	703	20.1	39	0
McCareins	13	256	19.7	25	0
Mason	5	106	21.2	34	0
Jackson	3	77	25.7	31	0
Berlin	4	73	18.3	25	0
Holcombe	4	38	9.5	20	0
Kinney	3	37	12.3	17	0
Meier	1	9	9.0	9	0
Titans	68	1299	19.1	39	0
Opponents	81	1521	18.8	71	0

FIELD GOALS	1-19	20-29	30-39	40-49	50+
Anderson	0/0	5/5	12/12	10/14	0/0
Hentrich	0/0	0/0	2/2	2/2	0/1
Nedney	0/0	0/0	0/0	0/0	1/1
Titans	0/0	5/5	14/14	12/16	1/2
Opponents	0/0	11/11	6/9	8/9	1/1

Anderson: ( ) ( ) (22G, 43G) ( ) (43G, 46N, 33G, 37G, 41G) (33G) (40G, 32G, 34G) (43G, 43G, 33G) (35G) (33G, 48N) (44N, 22G) (35G) (40G, 40G) (29G, 39G, 41N) (41G, 26G) (37G, 33G, 43G, 23G)  
Hentrich: (49G, 34G, 33G) ( ) ( ) ( ) (48G) ( ) ( ) ( ) ( ) ( ) (52N) ( ) ( ) ( )  
Nedney: (50G) ( ) ( ) ( ) ( ) ( ) ( ) ( ) ( ) ( ) ( ) ( )  
Opponents: (47G, 47G) (29G, 41G, 23G, 48G) (31G) (26G, 23G, 30N) (34N, 39N, 48G) (29G) (53G) (49G) ( ) (44N, 39G) (40G) (27G) (21G, 35G, 36G, 23G, 26G) (27G, 32G) (49G) (27G, 33G)

SACKS  
Kearse 9.5, Carter 5.5, Smith 4.5, Thomas 4.0, Bulluck 3.0, Hall 3.0, Haynesworth 2.5, Boiman 1.5, Calmus 1.0, Long 1.0, McGarrahan 1.0, Schulters 1.0, Tank Williams 0.5,  
Titans 38.0, Opponents 25.0

TACKLES (Solo-Assists-Total)  
Bulluck (110-61-171), Sirmon (76-65-141), Schulters (68-21-89), Tank Williams (58-23-81), Carter (49-30-79), Smith (36-37-73), Kearse (40-27-67), Hall (42-24-66), Dyson (54-10-64), Calmus (34-27-61), Boiman (26-29-55), Haynesworth (25-24-49), Kassell

(23-18-41), Rolle (23-6-29), McGarrahan (20-7-27), Thomas (16-11-27), Atkins (11-9-20), Woolfolk (15-4-19), Beckham (16-1-17), Thompson (5-2-7), Echols (3-1-4), Long (2-0-2), Wells (1-0-1), Kramer (0-0-0), Nickey (0-0-0)

Team Totals: 753-437-1,190

USUAL STARTING LINEUP

OFFENSE	
WR	Derrick Mason (85)
TE	Erron Kinney (88)
LT	Brad Hopkins (72)
LG	Zach Piller (69)
C	Justin Hartwig (77)
RG	Benji Olson (75)
RT	Fred Miller (71)
TE	Frank Wycheck (89)
WR	Drew Bennett (83)
WR	Justin McCareins (86)
QB	Steve McNair (9)
RB	Eddie George (27)

DEFENSE	
LE	Kevin Carter (93)
LT	Robaire Smith (98)
RT	Albert Haynesworth (92)
RE	Jevon Kearse (90)
LLB	Peter Sirmon (59)
MLB	Rocky Calmus (54)
RLB	Keith Bulluck (53)
LCB	Andre Dyson (22)
RCB	Samari Rolle (21)
SS	Tank Williams (25)
FS	Lance Schulters (31)

SPECIALISTS	
K	Gary Anderson (1)
P	Craig Hentrich (15)

NFL Co-MVP: Steve McNair

Pro Bowl

All-Pro

GM: Floyd Reese; Head Coach: Jeff Fisher  
Asst. Coaches: Mike Heimerdinger (off. coord.), Jim Schwartz (def. coord.), George Henshaw (asst. head coach/off.), Gunther Cunningham (asst. head coach defense/LB), Chuck Cecil (def. asst.), Ned James (off. asst.), Craig Johnson (QB), Alan Lowry (ST), Mike Munchak (OL), Sherman Smith (RB), Steve Walters (WR), Jim Washburn (DL), Steve Watterson (strength & rehab.), Everett Withers (DB)

AMERICAN FOOTBALL CONFERENCE STANDINGS				
AFC EAST	W	L	T	Pct
New England	14	2	0	.875
Miami	10	6	0	.625
Buffalo	6	10	0	.375
N.Y. Jets	6	10	0	.375
AFC NORTH	W	L	T	Pct
Baltimore	10	6	0	.625
Cincinnati	8	8	0	.500
Pittsburgh	6	10	0	.375
Cleveland	5	11	0	.312
AFC SOUTH	W	L	T	Pct
Indianapolis	12	4	0	.750
* Tennessee	12	4	0	.750
Jacksonville	5	11	0	.312
Houston	5	11	0	.312
AFC WEST	W	L	T	Pct
Kansas City	13	3	0	.812
* Denver	10	6	0	.625
Oakland	4	12	0	.250
San Diego	4	12	0	.250

NATIONAL FOOTBALL CONFERENCE STANDINGS				
NFC EAST	W	L	T	Pct
Philadelphia	12	4	0	.750
* Dallas	10	6	0	.625
Washington	5	11	0	.312
N.Y. Giants	4	12	0	.250
NFC NORTH	W	L	T	Pct
Green Bay	10	6	0	.625
Minnesota	9	7	0	.562
Chicago	7	9	0	.438
Detroit	5	11	0	.312
NFC SOUTH	W	L	T	Pct
Carolina	11	5	0	.688
New Orleans	8	8	0	.500
Tampa Bay	7	9	0	.438
Atlanta	5	11	0	.312
NFC WEST	W	L	T	Pct
St. Louis	12	4	0	.750
* Seattle	10	6	0	.625
San Francisco	7	9	0	.438
Arizona	4	12	0	.250

\* Wild Card for Playoffs

2002 SEASON (II-S REGULAR SEASON, I-I PLAYOFFS) • 1ST PLACE AFC SOUTH

DATE	OPPONENT	SCORE	W/L	ATT
Sep. 8	PHILADELPHIA	27-24	W	68,804
Sep. 15	at Dallas	13-21	L	62,527
Sep. 22	CLEVELAND	28-31*	L	68,804
Sep. 29	at Oakland	25-52	L	58,719
Oct. 6	WASHINGTON	14-31	L	68,804
Oct. 13	JACKSONVILLE	23-14	W	68,804
Oct. 20	BYE			
Oct. 27	at Cincinnati	30-24	W	52,822
Nov. 3	at Indianapolis	23-15	W	56,752
Nov. 10	HOUSTON	17-10	W	68,804
Nov. 17	PITTSBURGH	31-23	W	68,804
Nov. 24	at Baltimore	12-13	L	69,365
Dec. 1	at N.Y. Giants	32-29*	W	78,640
Dec. 8	INDIANAPOLIS	27-17	W	68,804
Dec. 16	NEW ENGLAND	24-7	W	68,809
Dec. 22	at Jacksonville	28-10	W	51,033
Dec. 29	at Houston	13-3	W	70,694
Jan. 11	PITTSBURGH	34-31*	W	68,809
Jan. 19	at Oakland	24-41	L	62,544

\* Overtime

	TITANS	OPP
Total First Downs	312	297
Rushing	112	75
Passing	182	197
Penalty	18	25
3rd Down: Made/Att	94/216	76/202
3rd Down Pct.	43.5	37.6
4th Down: Made/Att	9/16	9/18
4th Down Pct.	56.3	50.0
Possession Avg.	32:47	27:13
Total Net Yards	5272	4964
Avg. Per Game	329.5	310.3
Total Plays	1032	974
Avg. Per Play	5.1	5.1
Net Yards Rushing	1952	1424
Avg. Per Game	122.0	89.0
Total Rushes	511	372
Avg. Per Play	3.8	3.8
Net Yards Passing	3320	3540
Avg. Per Game	207.5	221.3
Sacked/Yards Lost	21/121	40/213
Gross Yards	3441	3753
Att./Comp.	500/306	562/339
Completion Pct.	61.2	60.3
Had Intercepted	15	18
Punts/Average	66/41.3	77/41.6
Net Punting Avg.	66/33.9	77/36.2
Penalties/Yards	112/891	99/853
Fumbles/Ball Lost	20/10	22/11
Touchdowns	42	40
Rushing	16	7
Passing	22	27
Returns	4	6

BY PERIODS	1	2	3	4	OT	PTS
Titans	76	127	67	94	3	367
Opponents	72	71	68	110	3	324

SCORING	TD	RU	PA	RT	PAT	FG	S	TP
Nedney	0	0	0	0	36/36	25/31	0	111
George	14	12	2	0			0	86
Mason	5	0	5	0			0	30
K. Dyson	4	0	4	0			0	24
Simon	4	1	3	0			0	24
McNair	3	3	0	0			0	20
Bennett	2	0	2	0			0	12
McCareins	2	0	2	0			0	12
Wycheck	2	0	2	0			0	12
Bulluck	1	0	0	1			0	6
Coady	1	0	0	1			0	6
A. Dyson	1	0	0	1			0	6
Green	1	0	1	0			0	6
Meier	1	0	1	0			0	6
Simmon	1	0	0	1			0	6
Titans	42	16	22	4	36/36	25/31	0	367
Opponents	40	7	27	6	36/36	14/21	0	324

2-Pt Conversions: George, McNair, Titans 2-6, Opponents 3-4

RUSHING	No	Yds	Avg	Lg	TD
George	343	1165	3.4	35	12
McNair	82	440	5.4	26	3
Holcombe	47	242	5.1	39	0
Green	21	71	3.4	12	0
McCareins	2	18	9.0	16	0
Simon	9	18	2.0	13	1
Hentrich	1	5	5.0	5	0

PASSING	Att	Cmp	Pct	Yards	Yds/Att	TD	Int	Lg	Sk/Yds	Rating
McNair	492	301	61.2	3387	6.88	22	15	55	21/121	84.0
O'Donnell	5	3	60.0	24	4.80	0	0	0	0/0	72.1
Wycheck	2	1	50.0	13	6.50	0	0	13	0/0	70.8
Hentrich	1	1	100.0	17	17.0	0	0	17	0/0	118.8
Titans	500	306	61.2	3441	6.88	22	15	55	21/121	83.9
Opponents	562	339	60.3	3753	6.68	27	18	75	40/213	82.8

Comella	1	0	0.0	0	0
O'Donnell	3	-3	-1.0	-1	0
K. Dyson	2	-4	-2.0	5	0
Titans	511	1952	3.8	39	16
Opponents	372	1424	3.8	42	7

RECEIVING	No	Yds	Avg	Lg	TD
Mason	79	1012	12.8	40	5
K. Dyson	41	460	11.2	40	4
Wycheck	40	346	8.7	19	2
George	36	255	7.1	14t	2
Bennett	33	478	14.5	53	2
McCareins	19	301	15.8	55	2
Simon	16	167	10.4	42t	3
Kinney	13	173	13.3	31	0
Holcombe	10	91	9.1	18	0
Comella	10	70	7.0	17	0
Green	7	57	8.1	21	1
Meier	1	17	17.0	17t	1
Berlin	1	14	14.0	14	0
Titans	306	3441	11.2	55	22
Opponents	339	3753	11.1	75	27

INTERCEPTIONS	No	Yds	Avg	Lg	TD
Schulters	6	56	9.3	28	0
Simmon	3	88	29.3	32t	1
A. Dyson	3	27	9.0	16t	1
Rolle	2	0	0.0	0	0
Coady	1	24	24.0	24t	1
Bulluck	1	5	5.0	5	0
Williams	1	0	0.0	0	0
Mitchell	1	-2	-2.0	-2	0
Titans	18	198	11.0	32t	3
Opponents	15	179	11.9	82t	2

PUNTING	No	Yds	Avg	Net	TB	In	Lg	B
Hentrich	65	2725	41.9	33.9	5	28	56	1
Titans	66	2725	41.3	33.9	5	28	56	1
Opponents	77	3202	41.6	36.2	10	22	61	1

PUNT RETURNS	No	FC	Yds	Avg	Lg	TD
Simon	13	6	113	8.7	30	0
Mason	9	12	60	6.7	21	0
McCareins	6	4	44	7.3	16	0
Titans	28	22	217	7.8	30	0
Opponents	28	19	390	13.9	83t	3

KICKOFF RETURNS	No	Yds	Avg	Lg	TD
Simon	20	371	18.6	29	0
Berlin	13	260	20.0	32	0
McCareins	13	300	23.1	48	0
Kinney	3	41	13.7	25	0
Green	1	10	10.0	10	0
Titans	50	982	19.6	48	0
Opponents	74	1482	20.0	54	0

FIELD GOALS	1-19	20-29	30-39	40-49	50+
Nedney	0/0	9/9	10/12	5/8	1/2
Titans	0/0	9/9	10/12	5/8	1/2
Opponents	1/2	3/3	5/7	4/6	1/3

Nedney: (33G, 47G) (37G, 53G) ( ) ( ) ( ) (40G, 26G, 33G, 32N) (33G, 28G, 46G) (28G, 34G, 39G) (49N, 24G) (39N, 43G) (32G, 37G, 40G, 21G) (54N, 38G) (35G, 29G) (45N, 28G) (46N) (28G, 26G)  
Opponents: (30G) ( ) (52N, 33G) (28G) (31G) ( ) (44G) (46N) (51G) (31N, 37N) (26G, 43G) (38G, 36G, 19G) (44G, 44N) ( ) (24G) (50N, 19N, 42G)

SACKS  
Carter 10.0, C. Hall 8.0, Ford 3.5, Smith 2.5, Kearsse 2.0, Schulters 2.0, Simon 2.0, Thornton 2.0, Williams 2.0, Bulluck 1.0, A. Dyson 1.0, Godfrey 1.0, Haynesworth 1.0, J. Thomas 1.0  
Titans 40.0, Opponents 21.0

TACKLES (Solo-Assists-Total)  
Bulluck (116-64-180), Simmon (83-47-130), Schulters (75-19-94), Smith (41-32-73), Carter (42-29-71), Hall (43-27-70), Williams (55-14-69), A. Dyson (54-7-61), Haynesworth (31-24-55), Mitchell (40-11-51), Ford (24-21-45), Rolle (37-7-44), Godfrey (27-17-44), Thornton (21-23-44), Chamberlin (14-13-27), Echols (13-6-19), Thomas (11-5-16), Calmus (9-4-13), Aldridge (8-5-13), Coady (10-2-12), Kearsse (6-5-11), Morris (7-2-9), Boiman (1-5-6), Beckham (1-0-1), Kassell (0-1-1)  
Team Totals: 769-390-1159

USUAL STARTING LINEUP

OFFENSE

WR Derrick Mason (85)  
TE/FB Erron Kinney (88)/Greg Comella (33)  
LT Brad Hopkins (72)  
LG Zach Piller (69)  
C Gennaro DiNapoli (64)  
RG Benji Olson (75)  
RT Fred Miller (71)  
TE Frank Wycheck (89)  
WR Kevin Dyson (87)  
QB Steve McNair (9)  
RB Eddie George (27)

DEFENSE

LE Kevin Carter (93)  
LT John Thornton (78)  
RT Henry Ford (92)  
RE Carlos Hall (97)  
LLB Peter Sirmon (59)  
MLB Randall Godfrey (56)  
RLB Keith Bulluck (53)  
LCB Andre Dyson (22)  
RCB Samari Rolle (21)  
SS Tank Williams (25)  
FS Lance Schulters (31)

SPECIALISTS

K Joe Nedney (6)  
P Craig Hentrich (15)

Pro Bowl

All-Pro

GM: Floyd Reese; Head Coach: Jeff Fisher  
Asst. Coaches: Mike Heimerdinger (off. coord.), Jim Schwartz (def. coord.), George Henshaw (asst. head coach/off.), Gunther Cunningham (asst. head coach defense/LB), Chuck Cecil (def. asst.), Ned James (off. asst.), Craig Johnson (QB), Alan Lowry (ST), Mike Munchak (OL), Sherman Smith (RB), Steve Walters (WR), Jim Washburn (DL), Steve Watterson (strength & rehab.), Everett Withers (DB)

AMERICAN FOOTBALL CONFERENCE STANDINGS

AFC EAST	W	L	T	Pct
N.Y. Jets	9	7	0	.562
New England	9	7	0	.562
Miami	9	7	0	.562
Buffalo	8	8	0	.500
AFC NORTH	W	L	T	Pct
Pittsburgh	10	5	1	.656
* Cleveland	9	7	0	.562
Baltimore	7	9	0	.438
Cincinnati	2	14	0	.125
AFC SOUTH	W	L	T	Pct
Tennessee	11	5	0	.688
* Indianapolis	10	6	0	.625
Jacksonville	6	10	0	.375
Houston	4	12	0	.250
AFC WEST	W	L	T	Pct
Oakland	11	5	0	.688
Denver	9	7	0	.562
San Diego	8	8	0	.500
Kansas City	8	8	0	.500

NATIONAL FOOTBALL CONFERENCE STANDINGS

NFC EAST	W	L	T	Pct
Philadelphia	12	4	0	.750
* N.Y. Giants	10	6	0	.625
Washington	7	9	0	.438
Dallas	5	11	0	.312
NFC NORTH	W	L	T	Pct
Green Bay	12	4	0	.750
Minnesota	6	10	0	.375
Chicago	4	12	0	.250
Detroit	3	13	0	.188
NFC SOUTH	W	L	T	Pct
Tampa Bay	12	4	0	.750
* Atlanta	9	6	1	.594
New Orleans	9	7	0	.562
Carolina	7	9	0	.438
NFC WEST	W	L	T	Pct
San Francisco	10	6	0	.625
St. Louis	7	9	0	.438
Seattle	7	9	0	.438
Arizona	5	11	0	.312

\* Wild Card for Playoffs



2001 SEASON (7-9 REGULAR SEASON, 0-0 PLAYOFFS) • 3RD PLACE AFC CENTRAL (TIED)

DATE	OPPONENT	SCORE	W/L	ATT
Sep. 9	MIAMI	23-31	L	68,798
Sep. 23	at Jacksonville	6-13	L	65,994
Sep. 30	BYE			
Oct. 7	at Baltimore	7-26	L	69,494
Oct. 14	TAMPA BAY	31-28*	W	68,798
Oct. 21	at Detroit	27-24	W	76,940
Oct. 29	at Pittsburgh	7-34	L	63,763
Nov. 4	JACKSONVILLE	28-24	W	68,798
Nov. 12	BALTIMORE	10-16	L	68,798
Nov. 18	at Cincinnati	20-7	W	63,865
Nov. 25	PITTSBURGH	24-34	L	68,801
Dec. 2	at Cleveland	31-15	W	72,818
Dec. 9	at Minnesota	24-42	L	64,271
Dec.16	GREEN BAY	26-20	W	68,804
Dec. 22	at Oakland	13-10	W	61,934
Dec. 30	CLEVELAND	38-41	L	68,798
Jan. 6	CINCINNATI	21-23	L	68,798
* Overtime				

	TITANS	OPP
Total First Downs	288	300
Rushing	87	79
Passing	179	192
Penalty	22	29
3rd Down: Made/Att	98/233	74/212
3rd Down Pct.	42.1	34.9
4th Down: Made/Att	2/15	7/14
4th Down Pct.	13.3	50.0
Possession Avg.	31:29	28:31
Total Net Yards	5352	5515
Avg. Per Game	334.5	344.7
Total Plays	1026	996
Avg. Per Play	5.2	5.5
Net Yards Rushing	1794	1431
Avg. Per Game	112.1	89.4
Total Rushes	468	405
Avg. Per Play	3.8	3.5
Net Yards Passing	3558	4084
Avg. Per Game	222.4	255.3
Sacked/Yards Lost	43/309	32/175
Gross Yards	3867	4259
Att./Comp.	515/307	559/328
Completion Pct.	59.6	58.7
Had Intercepted	17	13
Punts/Average	85/42.0	82/41.3
Net Punting Avg.	85/37.0	82/35.7
Penalties/Yards	119/1025	88/832
Fumbles/Ball Lost	18/11	21/11
Touchdowns	39	46
Rushing	12	17
Passing	23	27
Returns	4	2

BY PERIODS	1	2	3	4	OT	PTS
Titans	84	73	90	86	3	336
Opponents	61	127	74	126	0	388

SCORING	TD	RU	PA	RT	PAT	FG	S	TP
Nedney	0	0	0	0	34/35	20/28	0	94
Mason	10	0	9	1			0	62
K. Dyson	7	0	7	0			0	44
George	5	5	0	0			0	30
McNair	5	5	0	0			0	30
Wycheck	4	0	4	0			0	24
Green	2	1	1	0			0	12
Mitchell	2	0	0	2			0	12
Bennett	1	0	1	0			0	8
Hicks	1	1	0	0			0	6
Kinney	1	0	1	0			0	6
Myers	1	0	0	1			0	6
Fisk	0	0	0	0			1	2
Titans	38	12	23	4	34/35	20/28	1	336
Opponents	46	17	27	2	44/44	22/29	0	388

2-Pt Conversions: Mason, K. Dyson, Bennett,  
Titans 3-4, Opponents 1-2

RUSHING	No	Yds	Avg	Lg	TD
George	315	939	3.0	27	5
McNair	75	414	5.5	24	5
Hicks	56	341	6.1	51	1
Green	15	71	4.7	21	1
O'Donnell	6	28	4.7	15	0
Wycheck	1	1	1.0	1	0
Titans	468	1794	3.8	51	12
Opponents	405	1431	3.5	48t	17

PASSING	Att	Cmp	Pct	Yards	Yds/Att	TD	Int	Lg	Sk/Yds	Rating
McNair	431	264	61.3	3350	7.77	21	12	71t	37/251	90.2
O'Donnell	76	42	55.3	496	6.53	2	2	35t	6/58	73.1
Volek	3	0	0.0	0	0.00	0	0	0	0/0	39.6
Green	2	0	0.0	0	0.00	0	2	0	0/0	0.0
Hentrich	2	0	0.0	0	0.00	0	1	0	0/0	0
Wycheck	1	1	100.0	21	21.00	0	0	21	0/0	118.8
Titans	515	307	59.6	3867	7.51	23	17	71t	43/309	84.2
Opponents	559	328	58.7	4259	7.62	27	13	78	32/175	89.1

RECEIVING	No	Yds	Avg	Lg	TD
Mason	73	1128	15.5	71t	9
Wycheck	60	672	11.2	30	4
K. Dyson	54	825	15.3	68t	7
George	37	279	7.5	25	0
Kinney	25	263	10.5	24	1
Bennett	24	329	13.7	50	1
Green	12	64	5.3	10	1
Sanders	5	74	14.8	22	0
Hicks	5	22	4.4	9	0
McCareins	3	88	29.3	36	0
Meier	3	31	10.3	18	0
Natkin	2	42	21.0	27	0
Berlin	2	28	14.0	19	0
Coleman	1	19	19.0	19	0
Ours	1	3	3.0	3	0
Titans	307	3867	12.6	71t	23
Opponents	328	4259	13.0	78	27

INTERCEPTIONS	No	Yds	Avg	Lg	TD
A. Dyson	3	36	12.0	36	0
Rolle	3	3	1.0	3	0
Bulluck	2	21	10.5	21	0
Robinson	2	13	6.5	13	0
Godfrey	1	5	5.0	5	0
Booker	1	0	0.0	0	0
Favors	1	0	0.0	0	0
Titans	13	78	6.0	36	0
Opponents	17	163	9.6	45t	2

PUNTING	No	Yds	Avg	Net	TB	In	Lg	B
Hentrich	85	3567	42.0	37.0	8	28	70	0
Titans	85	3567	42.0	37.0	8	28	70	0
Opponents	82	3388	41.3	35.7	9	25	58	1

PUNT RETURNS	No	FC	Yds	Avg	Lg	TD
Mason	20	19	128	6.4	20	0
J. Walker	14	4	125	8.9	36	0
McCareins	2	0	29	14.5	18	0
Titans	36	23	282	7.8	36	0
Opponents	36	20	264	7.3	31	0

KICKOFF RETURNS	No	Yds	Avg	Lg	TD
Mason	34	748	22.0	101t	1
Berlin	13	253	19.5	32	0
Coleman	11	251	22.8	34	0
McCareins	4	70	17.5	21	0
J. Walker	3	33	11.0	19	0
Green	2	20	10.0	12	0
Bennett	1	11	11.0	11	0
Kinney	1	13	13.0	13	0
Long	1	10	10.0	10	0
Rolle	1	3	3.0	3	0
Titans	71	1413	19.9	101t	1
Opponents	57	1418	24.9	81	0

FIELD GOALS	1-19	20-29	30-39	40-49	50+
Nedney	0/0	6/6	5/5	8/15	1/2
Titans	0/0	6/6	5/5	8/15	1/2
Opponents	0/0	4/4	15/17	2/7	1/1

Nedney: (51G) (47N, 22G, 43G) (46N) (44G, 45G, 47N, 49G) (38G, 4G, 30G, 46G) (48N) (51N, 46G) (48N, 27G) (41G, 37G) (49G) (29G) (37G) (44N, 24G) (22G, 21G) (31G) ()  
Opponents: (37G) (35G, 37N, 39G) (26G, 25G) () (40B, 23G) (48N, 42G, 27G) (38G) (31G, 33G, 30G) () (39G, 47N, 37G) () (33G, 54G) (40N, 35G, 33N, 42N) (30G, 44G) (30G, 33G, 34G)

SACKS  
Kearse 10.0, Evans 5.5, Fisk 2.5, Carter 2.0, Rolle 2.0, Smith 2.0, Favors 1.5, Morris 1.5, Bulluck 1.0, Chamberlin 1.0, Ford 1.0, Godfrey 1.0, Robinson 1.0  
Titans 32.0, Opponents 43.0

TACKLES (Solo-Assists-Total)  
Godfrey (79-32-111), Robinson (58-43-101) Phenix (63-24-87), Evans (53-24-77), Fisk (38-30-68), Kearse (39-25-64), Bulluck (35-29-64), Carter (39-22-61), Favors (34-27-61), A. Dyson (52-6-58), Rolle (52-4-56), Morris (34-12-46), Ford (24-20-44), Jenkins (12-3-15), Porter (26-5-31), Bishop (22-5-27), Mitchell (22-3-25), Salave'a (6-12-18), J. Walker (8-9-17), Smith (8-8-16), Chamberlin (12-3-15), Booker (6-2-8), Myers (2-2-4), Thomas (2-1-3), Green (1-0-1)  
Team Totals: 751-352-1103

USUAL STARTING LINEUP	
OFFENSE	
WR	Derrick Mason (85)
TE/FB	Erron Kinney (88)
LT	Brad Hopkins (72)
LG	Zach Piller (69)
C	Bruce Matthews (74)
RG	Benji Olson (75)
RT	Fred Miller (71)
TE	Frank Wycheck (89)
WR	Kevin Dyson (87)
QB	Steve McNair (9)
RB	Eddie George (27)
DEFENSE	
LE	Kevin Carter (93)
LT	Josh Evans (91)
RT	Jason Fisk (97)
RE	Jevon Kearse (90)
LLB	Greg Favors (51)
MLB	Randall Godfrey (56)
RLB	Eddie Robinson (55)
LCB	Andre Dyson (22)
RCB	Samari Rolle (21)
SS	Aric Morris (28)
FS	Perry Phenix (35)

SPECIALISTS	
K	Joe Nedney (6)
P	Craig Hentrich (15)

Pro Bowl  
All-Pro  
GM: Floyd Reese; Head Coach: Jeff Fisher  
Asst. Coaches: Mike Heimerdinger (off. coord.), Jim Schwartz (def. coord.), George Henshaw (asst. head coach/off.), Gunther Cunningham (asst. head coach defense/LB), Chuck Cecil (def. asst.), Craig Johnson (off. asst.), Alan Lowry (ST), Mike Munchak (OL), Sherman Smith (RB), Steve Walters (WR), Jim Washburn (DL), Steve Watterson (strength & rehab.), Everett Withers (DB)

AMERICAN FOOTBALL CONFERENCE STANDINGS				
AFC EAST	W	L	T	Pct
New England	11	5	0	.688
* Miami	11	5	0	.688
* N.Y. Jets	10	6	0	.625
Indianapolis	6	10	0	.375
Buffalo	3	13	0	.188
AFC CENTRAL	W	L	T	Pct
Pittsburgh	13	3	0	.812
* Baltimore	10	6	0	.625
Cleveland	7	9	0	.438
Tennessee	7	9	0	.438
Jacksonville	6	10	0	.375
Cincinnati	6	10	0	.375
AFC WEST	W	L	T	Pct
Oakland	10	6	0	.625
Seattle	9	7	0	.562
Denver	8	8	0	.500
Kansas City	6	10	0	.375
San Diego	5	11	0	.312

NATIONAL FOOTBALL CONFERENCE STANDINGS				
NFC EAST	W	L	T	Pct
Philadelphia	11	5	0	.688
Washington	8	8	0	.500
N.Y. Giants	7	9	0	.438
Arizona	7	9	0	.438
Dallas	5	11	0	.312
NFC CENTRAL	W	L	T	Pct
Chicago	13	3	0	.812
* Green Bay	12	4	0	.750
* Tampa Bay	9	7	0	.562
Minnesota	5	11	0	.312
Detroit	2	14	0	.125
NFC WEST	W	L	T	Pct
St. Louis	14	2	0	.875
* San Francisco	12	4	0	.750
New Orleans	7	9	0	.438
Atlanta	7	9	0	.438
Carolina	1	15	0	.062

\* Wild Card for Playoffs

2000 SEASON (13-3 REGULAR SEASON, 0-1 PLAYOFFS) · 1ST PLACE AFC CENTRAL

DATE	OPPONENT	SCORE	W/L	ATT
Sep. 3	at Buffalo	13-16	L	77,492
Sep. 10	KANSAS CITY	17-14*	W	68,203
Sep. 17	BYE			
Sep. 24	at Pittsburgh	23-20	W	51,769
Oct. 1	NY GIANTS	28-14	W	68,341
Oct. 8	at Cincinnati	23-14	W	63,406
Oct. 16	JACKSONVILLE	27-13	W	68,498
Oct. 22	at Baltimore	14-6	W	69,200
Oct. 30	at Washington	27-21	W	83,472
Nov. 5	PITTSBURGH	9-7	W	68,498
Nov. 12	BALTIMORE	23-24	L	68,490
Nov. 19	CLEVELAND	24-10	W	68,498
Nov. 26	at Jacksonville	13-16	L	65,454
Dec. 3	at Philadelphia	15-13	W	65,639
Dec. 10	CINCINNATI	35-3	W	68,498
Dec. 17	at Cleveland	24-0	W	72,318
Dec. 25	DALLAS	31-0	W	68,498
Jan. 7	BALTIMORE	10-24	L	68,527

\* Overtime

	TITANS	OPP
Total First Downs	299	215
Rushing	107	62
Passing	167	134
Penalty	25	19
3rd Down: Made/Att	97/228	68/221
3rd Down Pct.	42.5	30.8
4th Down: Made/Att	4/11	1/12
4th Down Pct.	36.4	8.3
Possession Avg.	33:48	26:12
Total Net Yards	5350	3814
Avg. Per Game	334.4	238.4
Total Plays	1036	908
Avg. Per Play	5.2	4.2
Net Yards Rushing	2085	1390
Avg. Per Game	130.3	86.9
Total Rushes	546	387
Net Yards Passing	3265	2424
Avg. Per Game	204.1	151.5
Sacked/Yards Lost	28/165	55/337
Gross Yards	3430	2761
Att./Comp.	462/286	466/242
Completion Pct.	61.9	51.9
Had Intercepted	16	17
Punts/Average	76/40.8	105/42.7
Net Punting Avg.	76/36.3	105/35.0
Penalties/Yards	107/870	97/778
Fumbles/Ball Lost	24/14	39/13
Touchdowns	38	20
Rushing	14	7
Passing	18	10
Returns	6	3

BY PERIODS	1	2	3	4	OT	PTS
Titans	65	111	75	92	3	346
Opponents	36	50	30	75	0	191

SCORING	TD	RU	PA	RT	PAT	FG	S	TP
Del Greco	0	0	0	0	37/38	27/33	0	118
George	16	14	2	0			0	96
Mason	6	0	5	1			0	36
Wycheck	4	0	4	0			0	24
Neal	2	0	2	0			0	12
Thigpen	2	0	2	0			0	12
Bulluck	1	0	0	1			0	6
K.Dyson	1	0	1	0			0	6
Ford	1	0	0	1			0	6
Godfrey	1	0	0	1			0	6
Kinney	1	0	1	0			0	6
Phenix	1	0	0	1			0	6
Rolle	1	0	0	1			0	6
Thomas	1	0	1	0			0	6
Hentrich	0	0	0	0	0/0	0/1	0	0
Titans	38	14	18	6	37/38	27/34	0	346
Opponents	20	7	10	3	20/20	17/22	0	191

2-Pt Conversions: Titans 0-0, Opponents 0-0

RUSHING	No	Yds	Avg	Lg	TD
George	403	1509	3.7	35t	14
McNair	71	404	5.7	25	0
Thomas	61	175	2.9	20	0
Mason	1	1	1.0	1	0
Neal	1	-2	-2.0	-2	0
O'Donnell	9	-2	-2.2	4	0
Titans	546	2085	3.8	35t	14
Opponents	387	1390	3.6	80t	7

PASSING	Att	Cmp	Pct	Yards	Yds/Att	TD	Int	Lg	Sk/Yds	Rating
McNair	396	248	62.6	2847	7.19	15	13	56t	24/141	83.2
O'Donnell	64	36	56.3	530	8.28	2	3	67	3/23	74.3
Wycheck	2	2	100.0	53	26.50	1	0	30t	0/0	158.3
Titans	462	286	61.9	3430	7.42	18	16	67	28/165	83.2
Opponents	466	242	51.9	2761	5.92	10	17	48	55/337	62.0

RECEIVING	No	Yds	Avg	Lg	TD
Wycheck	70	636	9.1	26	4
Mason	63	895	14.2	34	5
George	50	453	9.1	24	2
Sanders	33	536	16.2	54	0
Kinney	19	197	10.4	19	1
Thigpen	15	289	19.3	56t	2
Pickens	10	242	24.2	67	0
Neal	9	31	3.4	8	2
Thomas	8	35	4.4	9t	1
Dyson	6	104	17.3	30t	1
Roan	3	12	4.0	6	0
Titans	286	3430	12.0	67	18
Opponents	242	2761	11.4	48	10

INTERCEPTIONS	No	Yds	Avg	Lg	TD
Rolle	7	140	20.0	81t	1
Sidney	3	19	6.3	19	0
Godfrey	2	25	12.5	24t	1
D. Walker	2	4	2.0	4	0
Phenix	1	87	87.0	87t	1
Bulluck	1	8	8.0	8t	1
Booker	1	2	2.0	2	0
Titans	17	285	16.8	87t	4
Opponents	16	236	14.8	42t	3

PUNTING	No	Yds	Avg	Net	TB	In	Lg	B
Hentrich	76	3101	40.8	36.3	9	33	67	0
Titans	76	3101	40.8	36.3	9	33	67	0
Opponents	105	4484	42.7	35.0	7	30	64	0

PUNT RETURNS	No	FC	Yds	Avg	Lg	TD
Mason	51	17	662	13.0	69t	1
Thigpen	1	1	9	9.0	9	0
D.Walker	1	0	0	0.0	0	0
Titans	53	18	671	12.7	69t	1
Opponents	28	21	160	5.7	20	0

KICKOFF RETURNS	No	Yds	Avg	Lg	TD
Mason	42	1132	27.0	66	0
Coleman	2	54	27.0	27	0
Leach	1	10	10.0	10	0
Neal	1	15	15.0	15	0
Thornton	1	16	16.0	16	0
Titans	47	1227	26.1	66	0
Opponents	76	1587	20.9	38	0

FIELD GOALS	1-19	20-29	30-39	40-49	50+
Del Greco	0/0	13/15	7/8	6/9	1/1
Hentrich	0/0	0/0	0/0	0/0	0/1
Titans	0/0	13/15	7/8	6/9	1/2
Opponents	0/0	5/5	6/8	6/7	0/2

Del Greco:(38G, 27G) (36G) (24G, 40G, 40G) (46N) (22G, 41G, 33N, 34G) (26G, 44N, 28G) () (46G, 21G) (21G, 24N, 31G, 29G) (23G, 43N) (22G) (30G, 38G, 28N) (26G, 42G, 22G, 44G, 50G) () (33G) (21G)  
Hentrich: (60N) () () () () () () () () () () () () () () ()  
Opponents: (51N, 42G, 41G, 33G) (36N) (32G, 32G, 50N) () (35B, 46N) (23G, 45G) (21G, 38G) () () (45G) (38G) (27G, 20G, 38G) (23G, 40G) (45G) () ()

SACKS
Kearse 11.5, Holmes 8.0, Favors 5.5, Robinson 4.0, Salave'a 4.0, Thornton 4.0, Embray 3.5, Godfrey 3.0, Bishop 2.5, Smith 2.5, Fisk 2.0, Ford 2.0, Rolle 1.5, Killens 1.0
Titans 55.0, Opponents 28.0

TACKLES (Solo-Assists-Total)  
Godfrey (97-72-169), Bishop (76-29-105), Robertson (62-30-92), Robinson (59-32-91), Kearse (53-31-84), Fisk (41-35-76), Holmes (44-29-73), Favors (37-24-61), Thornton (27-28-55), Ford (28-19-47), Salave'a (22-21-43), Walker (40-3-43), Rolle (27-15-42), Phenix (20-5-25), Sidney (15-6-21), Bulluck (13-8-21), Booker (11-9-20), Embray (7-9-16), Myers (8-3-11), McCullough (6-2-8), Smith (4-2-6), Chamberlin (0-2-2), Killens (2-0-2), Morris (0-1-1)  
Team Totals: 693-416-1109

USUAL STARTING LINEUP

OFFENSE

WR Derrick Mason (85)

LT Brad Hopkins (72)

LG Bruce Matthews (74)

C Kevin Long (60)

RG Benji Olson (75)

RT Fred Miller (71)

TE Frank Wycheck (89)

WR Chris Sanders (81)

QB Steve McNair (9)

RB Eddie George (27)

FB Lorenzo Neal (41)

DEFENSE

LE Jevon Kearse (90)

LT John Thornton (78)

RT Jason Fisk (97)

RE Kenny Holmes (99)

LLB Greg Favors (51)

MLB Randall Godfrey (56)

RLB Eddie Robinson (55)

LCB Denard Walker (25)

RCB Samari Rolle (21)

SS Blaine Bishop (23)

FS Marcus Robertson (31)

SPECIALISTS

K Al Del Greco (3)

P Craig Hentrich (15)

Pro Bowl

All-Pro

GM: Floyd Reese; Head Coach: Jeff Fisher

Asst. Coaches: Mike Heimerdinger (off. coord.), Gregg Williams (def. coord.), George Henshaw (asst. head coach/off.), Jerry Gray (DB), Craig Johnson (off. asst.), Alan Lowry (ST), Mike Munchak (OL), Jim Schwartz (LB), Sherman Smith (RB), Ronnie Vinkler (def. asst.), Steve Walters (WR), Jim Washburn (DL), Steve Watterson (strength & rehab.)

AMERICAN FOOTBALL CONFERENCE STANDINGS

AFC EAST	W	L	T	Pct
Miami	11	5	0	.688
* Indianapolis	10	6	0	.625
N.Y. Jets	9	7	0	.563
Buffalo	8	8	0	.500
New England	5	11	0	.313

AFC CENTRAL	W	L	T	Pct
Tennessee	13	3	0	.813
* Baltimore	12	4	0	.750
Pittsburgh	9	7	0	.563
Jacksonville	7	9	0	.438
Cincinnati	4	12	0	.250
Cleveland	3	13	0	.188

AFC WEST	W	L	T	Pct
Oakland	12	4	0	.750
* Denver	11	5	0	.688
Kansas City	7	9	0	.438
Seattle	6	10	0	.375
San Diego	1	15	0	.063

NATIONAL FOOTBALL CONFERENCE STANDINGS

NFC EAST	W	L	T	Pct
N.Y. Giants	12	4	0	.750
* Philadelphia	11	5	0	.688
Washington	8	8	0	.500
Dallas	5	11	0	.313
Arizona	3	13	0	.188

NFC CENTRAL	W	L	T	Pct
Minnesota	11	5	0	.688
* Tampa Bay	10	6	0	.625
Green Bay	9	7	0	.563
Detroit	9	7	0	.563
Chicago	5	11	0	.313

NFC WEST	W	L	T	Pct
New Orleans	10	6	0	.625
* St. Louis	10	6	0	.625
Carolina	7	9	0	.438
San Francisco	6	10	0	.375
Atlanta	4	12	0	.250

\* Wild Card for Playoffs

1999 SEASON (13-3 REGULAR SEASON, 3-1 PLAYOFFS) • 2ND PLACE AFC CENTRAL

DATE	OPPONENT	SCORE	W/L	ATT
Sep. 12	CINCINNATI	36-35	W	65,272
Sep. 19	CLEVELAND	26-9	W	65,904
Sep. 26	at Jacksonville	20-19	W	61,502
Oct. 3	at San Francisco	22-24	L	67,447
Oct. 10	BALTIMORE	14-11	W	65,486
Oct. 17	at New Orleans	24-21	W	51,875
Oct. 24	BYE			
Oct. 31	ST. LOUIS	24-21	W	66,415
Nov. 7	at Miami	0-17	L	74,109
Nov. 14	at Cincinnati	24-14	W	46,017
Nov. 21	PITTSBURGH	16-10	W	66,619
Nov. 28	at Cleveland	33-21	W	72,008
Dec. 5	at Baltimore	14-41	L	67,854
Dec. 9	OAKLAND	21-14	W	66,357
Dec. 19	ATLANTA	30-17	W	66,196
Dec. 26	JACKSONVILLE	41-14	W	66,641
Jan. 2	at Pittsburgh	47-36	W	48,025
Jan. 8	BUFFALO	22-16	W	66,782
Jan. 16	at Indianapolis	19-16	W	57,097
Jan. 23	at Jacksonville	33-14	W	75,206
Jan. 30	ST. LOUIS	16-23	L	72,625

\* Overtime

	TITANS	OPP
Total First Downs	294	300
Rushing	109	81
Passing	167	193
Penalty	18	26
3rd Down: Made/Att	83/217	70/200
3rd Down Pct.	38.2	35.0
4th Down: Made/Att	7/12	4/14
4th Down Pct.	58.3	28.6
Possession Avg.	31:30	28:30
Total Net Yards	5296	5245
Avg. Per Game	331.0	327.8
Total Plays	1011	994
Avg. Per Play	5.2	5.3
Net Yards Rushing	1811	1550
Avg. Per Game	113.2	96.9
Total Rushes	459	383
Net Yards Passing	3485	3695
Avg. Per Game	217.8	230.9
Sacked/Yards Lost	25/137	54/305
Gross Yards	3622	4000
Att./Comp.	527/304	557/312
Completion Pct.	57.7	56.0
Had Intercepted	13	16
Punts/Average	90/42.5	80/42.9
Net Punting Avg.	90/38.1	80/37.2
Penalties/Yards	114/1069	128/1010
Fumbles/Ball Lost	17/9	39/24
Touchdowns	46	39
Rushing	19	8
Passing	23	26
Returns	4	5

BY PERIODS	1	2	3	4	OT	PTS
Titans	113	97	85	97	0	392
Opponents	44	93	103	84	0	324

SCORING	TD	RU	PA	RT	PAT	FG	S	TP
Del Greco	0	0	0	0	43/43	21/25	0	106
E. George	13	9	4	0			0	78
McNair	8	8	0	0			0	48
Dyson	4	0	4	0			0	24
Thigpen	4	0	4	0			0	24
Neal	3	1	2	0			0	18
Roan	3	0	3	0			0	18
Byrd	2	0	2	0			0	12
Wycheck	2	0	2	0			0	12
Harris	1	0	1	0			0	8
Kearse	1	0	0	1			0	6
Mason	1	0	0	1			0	6
Mitchell	1	0	0	1			0	6
Sanders	1	0	1	0			0	6
Thomas	1	1	0	0			0	6
Walker	1	0	0	1			0	6
Thornton	0	0	0	0			1	2
Titans	46	19	23	4	43/43	21/25	4	392
Opponents	39	8	26	5	33/33	15/22	2	324

2-Pt Conversions: Harris, Titans 1-3, Opponents 4-6

RUSHING	No	Yds	Avg	Lg	TD
E. George	320	1304	4.1	40	9
McNair	72	337	4.7	38	8
Thomas	43	164	3.8	22	1
Dyson	1	3	3.0	3	0
Hentrich	2	1	0.5	1	0

PASSING	Att	Cmp	Pct	Yards	Yds/Att	TD	Int	Lg	Sk/Yds	Rating
McNair	331	187	56.5	2179	6.58	12	8	65t	16/74	78.6
O'Donnell	195	116	59.5	1382	7.09	10	5	54t	9/63	87.6
Wycheck	1	1	100.0	61	61.00	1	0	61t	0/0	158.3
Titans	527	304	57.7	3622	6.87	23	13	65t	25/137	83.1
Opponents	557	312	56.0	4000	7.18	26	16	78t	54/305	82.3

Neal	2	1	0.5	1t	1
O'Donnell	19	1	0.1	4	0
Titans	459	1811	3.9	40	19
Opponents	383	1550	4.0	72	8

RECEIVING	No	Yds	Avg	Lg	TD
Wycheck	69	641	9.3	35	2
Dyson	54	658	12.2	47t	4
E. George	47	458	9.7	54t	4
Thigpen	38	648	17.1	35	4
Harris	26	297	11.4	62t	1
Sanders	20	336	16.8	48t	1
Byrd	14	261	18.6	65t	2
Roan	9	93	10.3	24t	3
Thomas	9	72	8.0	26	0
Mason	8	89	11.1	31	0
Neal	7	27	3.9	8	2
Kent	3	42	14.0	25	0
Titans	304	3622	11.9	65t	23
Opponents	312	4000	12.8	78t	26

INTERCEPTIONS	No	Yds	Avg	Lg	TD
Rolle	4	65	16.3	30	0
Sidney	3	12	4.0	7	0
Holmes	2	17	8.5	19	0
Dorsett	1	43	43.0	43	0
Mitchell	1	42	42.0	42t	1
Bowden	1	29	29.0	29	0
Walker	1	27	27.0	27	0
Fisk	1	17	17.0	17	0
Robertson	1	3	3.0	3	0
Jackson	1	2	2.0	2	0
Titans	16	257	16.1	43	1
Opponents	13	227	17.5	47t	2

PUNTING	No	Yds	Avg	Net	TB	In	Lg	B
Hentrich	90	3824	42.5	38.1	3	35	78	0
Titans	90	3824	42.5	38.1	3	35	78	0
Opponents	80	3435	42.9	37.2	5	25	72	2

PUNT RETURNS	No	FC	Yds	Avg	Lg	TD
Mason	26	15	225	8.7	65t	1
Preston TM	8	2	59	7.4	12	0
Byrd	2	0	8	4.0	8	0
S. George	1	0	18	18.0	18	0
Rolle	1	0	23	23.0	23	0
Sidney	1	0	4	4.0	4	0
Thigpen	1	0	21	21.0	21	0
Titans	40	17	358	9.0	65t	1
Opponents	45	22	335	7.4	32	0

KICKOFF RETURNS	No	Yds	Avg	Lg	TD
Mason	41	805	19.6	41	0
Preston TM	5	119	23.8	29	0
S. George	4	63	15.8	22	0
Byrd	2	16	8.0	9	0
Kent	2	24	12.0	13	0
Neal	2	15	7.5	14	0
Titans	56	1042	18.6	41	0
Opponents	76	1596	21.0	99t	2

FIELD GOALS	1-19	20-29	30-39	40-49	50+
Del Greco	1/1	8/8	7/9	4/6	1/1
Titans	1/1	8/8	7/9	4/6	1/1
Opponents	0/0	4/4	4/7	6/9	1/2

Del Greco: (50G, 33G) (35G, 44N) (44G, 48G) (21G, 22G, 28G) (1 (42N, 19G) (27G) (33N) (26G) (1 (27G, 31G, 37N) (39G, 33G) (1 (38G, 27G, 43N) (30G, 20G) (42G) Opponents: (33G, 38G) (41G) (42G) (39G) (44G, 46G, 50G) (24G, 42G) (54N, 38N) (43N, 46G) (32N) (44N, 24G) (1 (21G, 27G) (32N, 45N) (32G) (1 (1

SACKS  
Kearse 14.5, Robinson 6.0, Ford 5.5, Thornton 4.5, Fisk 4.0, Holmes 4.0, Bowden 3.5, Evans 3.5, Rolle 3.0, Bishop 2.5, Jones 1.0, Frederick 0.5, Jackson 0.5, Robertson 0.5, Wortham 0.5  
Titans 54.0, Opponents 25.0

TACKLES (Solo-Assists-Total)  
Bishop (80-33-113), Robinson (84-49-113), Robertson (64-28-92), Kearse (59-26-85), Bowden (54-27-81), Wortham (50-31-81), Fisk (41-39-80), Rolle (57-13-70), Walker (47-9-56), Evans (26-28-54), Ford (26-15-41), Phenix (32-7-39), Sidney (34-5-39), Holmes (20-18-38), Thornton (23-10-33), Killens (13-12-25), Jackson (18-4-22), Colman (12-9-21), Jones (12-7-19), Dorsett (10-1-11), Frederick (2-8-10), Salave'a (4-6-10), Mitchell (6-1-7), McCullough (3-0-3)  
Team Totals: 760-383-1143

USUAL STARTING LINEUP

OFFENSE  
WR Kevin Dyson (87)  
LT Brad Hopkins (72)  
LG Bruce Matthews (74)  
C Kevin Long (60)  
RG Benji Olson (75)  
RT Jon Runyan (69)  
TE Frank Wycheck (89)  
WR Yancey Thigpen (82)  
QB Steve McNair (9)  
RB Eddie George (27)  
FB Lorenzo Neal (41)

DEFENSE  
LE Jevon Kearse (90)  
LT Josh Evans (91)  
RT Jason Fisk (97)  
RE Kenny Holmes (99)  
LLB Eddie Robinson (55)  
MLB Barron Wortham (52)  
RLB Joe Bowden (58)  
LCB Denard Walker (25)  
RCB Samari Rolle (21)  
SS Blaine Bishop (23)  
FS Marcus Robertson (31)

SPECIALISTS  
K Al Del Greco (3)  
P Craig Hentrich (15)

Pro Bowl  
All-Pro

GM: Floyd Reese; Head Coach: Jeff Fisher  
Asst. Coaches: George Henshaw (asst. head coach/ run game), Les Steckel (off. coord.), Gregg Williams (def. coord.), Bart Andrus (QB), O'Neill Gilbert (LB), Jerry Gray (DB), Alan Lowry (ST), Mike Munchak (OL), Jim Schwartz (def. asst.), Sherman Smith (RB), Steve Walters (WR), Jim Washburn (DL), Steve Watterson (strength & rehab.)

AMERICAN FOOTBALL CONFERENCE STANDINGS				
AFC EAST	W	L	T	Pct
Indianapolis	13	3	0	.813
* Buffalo	11	5	0	.688
* Miami	9	7	0	.563
N.Y. Jets	8	8	0	.500
New England	8	8	0	.500
AFC CENTRAL	W	L	T	Pct
Jacksonville	14	2	0	.875
* Tennessee	13	3	0	.813
Baltimore	8	8	0	.500
Pittsburgh	6	10	0	.375
Cincinnati	4	12	0	.250
Cleveland	2	14	0	.125
AFC WEST	W	L	T	Pct
Seattle	9	7	0	.563
Kansas City	9	7	0	.563
Oakland	8	8	0	.500
San Diego	8	8	0	.500
Denver	6	10	0	.375

NATIONAL FOOTBALL CONFERENCE STANDINGS				
NFC EAST	W	L	T	Pct
Washington	10	6	0	.625
* Dallas	8	8	0	.500
N.Y. Giants	7	9	0	.438
Arizona	6	10	0	.375
Philadelphia	5	11	0	.313
NFC CENTRAL	W	L	T	Pct
Tampa Bay	11	5	0	.688
* Minnesota	10	6	0	.625
* Detroit	8	8	0	.500
Green Bay	8	8	0	.500
Chicago	6	10	0	.375
NFC WEST	W	L	T	Pct
St. Louis	13	3	0	.813
Carolina	8	8	0	.500
Atlanta	5	11	0	.313
San Francisco	4	12	0	.250
New Orleans	3	13	0	.188

\* Wild Card for Playoffs

# TITANS VS. THE NFL

All-time regular season and playoff records versus 31 current NFL opponents

OPPONENT	FIRST MEETING	REGULAR SEASON			POSTSEASON			COMBINED			STREAK	LAST TIME
		HOME	AWAY	TOTAL	HOME	AWAY	TOTAL	HOME	AWAY	TOTAL		
Arizona Cardinals	1970	2-5-0	2-3-0	4-8-0	0-0	0-0	0-0	2-5-0	2-3-0	4-8-0	L3	9/12/21 at Ten, L 13-38
Atlanta Falcons	1972	5-2-0	3-5-0	8-7-0	0-0	0-0	0-0	5-2-0	3-5-0	8-7-0	W1	9/29/19 at Atl, W 24-10
Baltimore Ravens	1996	6-5-0	5-5-0	11-10-0	0-3	2-0	2-3	6-8-0	7-5-0	13-13-0	L1	1/10/21 at Ten, L 13-20
Buffalo Bills	1960	15-8-0	14-9-0	29-17-0	1-0	0-2	1-2	16-8-0	14-11-0	30-19-0	W2	10/18/21 at Ten, W 34-31
Carolina Panthers	1996	1-2-0	2-1-0	3-3-0	0-0	0-0	0-0	1-2-0	2-1-0	3-3-0	L2	11/3/19 at Car, L 20-30
Chicago Bears	1973	3-4-0	4-2-0	7-6-0	0-0	0-0	0-0	3-4-0	4-2-0	7-6-0	W2	11/8/20 at Ten, W 24-17
Cincinnati Bengals	1968	23-13-1	17-21-0	40-34-1	0-1	0-1	0-2	23-14-1	17-22-0	40-36-1	L2	1/22/21 at Ten, L 16-19
Cleveland Browns	1970	14-20-0	17-16-0	31-36-0	0-0	1-0	1-0	14-20-0	17-16-0	31-36-0	L1	12/6/20 at Ten, L 35-41
Dallas Cowboys	1970	2-5-0	5-3-0	7-8-0	0-0	0-0	0-0	2-5-0	5-3-0	7-8-0	W1	11/5/18 at Dal, W 28-14
Denver Broncos	1960	15-6-0	8-10-1	23-16-1	1-0	0-2	1-2	16-6-0	8-12-1	24-18-1	W1	9/14/20 at Den, W 16-14
Detroit Lions	1971	6-2-0	4-1-0	10-3-0	0-0	0-0	0-0	6-2-0	4-1-0	10-3-0	W6	12/20/20 at Ten, W 46-25
Green Bay Packers	1972	3-3-0	4-3-0	7-6-0	0-0	0-0	0-0	3-3-0	4-3-0	7-6-0	L1	12/27/20 at GB, L 14-40
Houston Texans	2002	12-8-0	10-10-0	22-18-0	0-0	0-0	0-0	12-8-0	10-10-0	22-18-0	W1	1/9/22 at Hou, W 28-25
Indianapolis Colts	1970	9-16-0	10-19-0	19-35-0	0-0	1-0	1-0	9-16-0	11-19-0	20-35-0	W3	10/31/21 at Ind, W 34-31
Jacksonville Jaguars	1995	18-9-0	15-12-0	33-21-0	0-0	1-0	1-0	18-9-0	16-12-0	34-21-0	W5	12/12/21 at Ten, W 20-0
Kansas City Chiefs	1960	14-10-0	10-17-0	24-27-0	0-2	1-1	1-3	14-12-0	11-18-0	25-30-0	W1	10/24/21 at Ten, W 27-3
Las Vegas Raiders	1960	15-14-0	6-12-0	21-26-0	0-0	0-4	0-4	15-14-0	6-16-0	21-30-0	W1	12/8/19 at Oak, W 42-21
Los Angeles Chargers	1960	12-9-0	3-18-1^	15-27-1	1-0	2-1	3-1	13-9-0	5-19-1	18-28-1	W1	10/20/19 at Ten, W 23-20
Los Angeles Rams	1973	3-4-0	3-3-0	6-7-0	0-0	0-0	0-1*	3-4-0	3-3-0	6-8-0*	W1	11/7/21 at LAR, W 28-16
Miami Dolphins	1966	9-8-0	8-13-0	17-21-0	0-0	1-0	1-0	9-8-0	9-13-0	18-21-0	W1	1/2/22 at Ten, W 34-3
Minnesota Vikings	1974	3-2-0	2-7-0	5-9-0	0-0	0-0	0-0	3-2-0	2-7-0	5-9-0	W1	9/27/20 at Min, W 31-30
New England Patriots	1960	11-7-0	5-17-1	16-24-1	0-0	2-2	2-2	11-7-0	7-19-1	18-26-1	L1	11/28/21 at NE, L 13-36
New Orleans Saints	1971	3-4-1	6-2-0	9-6-1	0-0	0-0	0-0	3-4-1	6-2-0	9-6-1	W1	11/14/21 at Ten, W 23-21
New York Giants	1973	3-4-0	3-3-0	6-7-0	0-0	0-0	0-0	3-4-0	3-3-0	6-7-0	L1	9/11/22 at Ten, L 20-21
New York Jets	1960	18-6-0	6-14-1	24-20-1	1-0	0-0	1-0	19-7-0	6-13-1	25-20-1	L1	10/3/21 at NYJ, L 24-27 OT
Philadelphia Eagles	1972	3-3-0	2-4-0	5-7-0	0-0	0-0	0-0	3-3-0	2-4-0	5-7-0	W1	9/30/18 at Ten, W 26-23 OT
Pittsburgh Steelers	1970	19-19-0	12-26-0	31-45-0	1-1	0-2	1-3	20-20-0	12-28-0	32-48-0	L4	12/19/21 at Pit, L 13-19
San Francisco 49ers	1970	3-5-0	3-4-0	6-9-0	0-0	0-0	0-0	3-5-0	3-4-0	6-9-0	W1	12/23/21 at Ten, W 20-17
Seattle Seahawks	1977	4-3-0	3-7-0	7-10-0	1-0	0-0	1-0	5-3-0	3-7-0	8-10-0	W2	9/19/21 at Sea, W 33-30
Tampa Bay Buccaneers	1976	8-0-0	2-2-0	10-2-0	0-0	0-0	0-0	8-0-0	2-2-0	10-2-0	W3	10/27/19 at Ten, W 27-23
Washington Commanders	1971	4-2-0	3-4-0	7-6-0	0-0	0-0	0-0	3-2-0	3-4-0	6-6-0	W1	12/22/18 at Ten, W 25-16

\* Series vs. Los Angeles Rams includes Super Bowl XXXIV loss in Atlanta, Ga.

^ Series vs. Los Angeles Chargers includes a 2018 road loss in London, U.K.

**Notes:** The Cardinals were previously the Phoenix Cardinals (1988-93), St. Louis Cardinals (1960-87) and Chicago Cardinals (1920-59). The Bears were previously the Decatur Staleys (1920) and Chicago Staleys (1921). The Browns did not play from 1996-98 and rejoined league as expansion team in 1999. The Colts were previously the Baltimore Colts (1953-83). The Chiefs were previously the Dallas Texans (1960-62). The Patriots were previously the Boston Patriots (1960-70). The Jets were previously the New York Titans (1960-62). The Raiders were previously the Oakland Raiders (1960-81 and 1995-2019) and the Los Angeles Raiders (1982-94). The Rams were previously the Cleveland Rams (1937-42, 1944-45) and the St. Louis Rams (1995-2015).



## TEAM-BY-TEAM RESULTS

### Oilers/Titans Home Stadium Dates

1960-64: Jeppesen Stadium, Houston  
 1965-67: Rice Stadium, Houston  
 1968-96: Astrodome, Houston  
 1997: Liberty Bowl, Memphis  
 1998: Vanderbilt Stadium, Nashville  
 1999-Present: Nissan Stadium, Nashville

### Abbreviations

AFL Champ - AFL Championship game  
 AFL Div - AFL Divisional playoff game  
 WC - first round playoff game (Wild Card)  
 Div - Divisional playoff game  
 Champ - AFC Championship game  
 SB - Super Bowl XXXIV



### vs. ARIZONA CARDINALS

Regular Season: 4-8 (Home 2-5, Away 2-3) • Playoffs: 0-0

Date	Site	W/L	Score
11-1-70	St.L	L	0-44
10-20-74	Hou	L	27-31
10-7-79	Hou	L	17-24
10-27-85	St.L	W	20-10
11-20-88	Hou	W	38-20
12-4-94	Hou	L	12-30
10-26-97	Ariz	W	41-14
10-23-05	Ariz	L	10-20

Date	Site	W/L	Score
11-29-09	Tenn	W	20-17
12-15-13	Tenn	L	34-37 OT
12-10-17	Ariz	L	7-12
9-12-21	Tenn	L	13-38

**Points:** Titans 239, Cardinals 297  
**Longest Win Streak:** 2 (1985-88)  
**Longest Losing Streak:** 3 (Twice, last 2013-21)  
**At Nissan Stadium:** 1-2  
**At Univ. of Phoenix Stadium:** 0-1



### vs. ATLANTA FALCONS

Regular Season: 8-7 (Home 5-2, Away 3-5) • Playoffs: 0-0

Date	Site	W/L	Score
12-3-72	Atl	L	10-20
11-28-76	Hou	W	20-14
9-3-78	Atl	L	14-20
11-29-81	Hou	L	27-31
9-23-84	Atl	L	10-42
10-25-87	Hou	W	37-33

Date	Site	W/L	Score
9-9-90	Atl	L	27-47
10-25-93	Hou	W	33-17
10-13-96	Atl	W	23-13
12-19-99	Tenn	W	30-17
11-23-03	Atl	W	38-31
10-7-07	Tenn	W	20-13

Date	Site	W/L	Score
11-20-11	Atl	L	17-23
10-25-15	Ten	L	7-10
9-29-19	Atl	W	24-10

**Points:** Titans 337, Falcons 341  
**Longest Win Streak:** 5 (1993-2007)  
**Longest Losing Streak:** 3 (1978-84)  
**At Nissan Stadium:** 2-1  
**At Georgia Dome:** 2-1  
**At Mercedes-Benz Stadium:** 1-0



### vs. BALTIMORE RAVENS

Regular Season: 11-10 (Home 6-5, Away 5-5) • Playoffs: 2-3 (Home 0-3, Away 2-0)

Date	Site	W/L	Score
9-15-96	Hou	W	29-13
12-22-96	Balt	W	24-21 OT
9-21-97	Tenn	L	10-36
12-14-97	Balt	L	19-21
10-11-98	Balt	W	12-8
12-6-98	Tenn	W	16-14
10-10-99	Tenn	W	14-11
12-5-99	Balt	L	14-41
10-22-00	Balt	W	14-6

Date	Site	W/L	Score
11-12-00	Tenn	L	23-24
1-7-01	Tenn	L	10-24 (Div)
10-7-01	Balt	L	7-26
11-12-01	Tenn	L	10-16
11-24-02	Balt	L	12-13
1-3-04	Balt	W	20-17 (WC)
9-18-05	Tenn	W	25-10
11-12-06	Tenn	L	26-27
10-05-08	Balt	W	13-10

Date	Site	W/L	Score
1-10-09	Tenn	L	10-13 (Div)
9-18-11	Tenn	W	26-13
11-9-14	Balt	L	7-21
11-5-17	Tenn	W	23-20
10-14-18	Tenn	L	0-21
1-11-20	Balt	W	28-12 (Div)
11-22-20	Balt	W	30-24 OT
1-10-21	Tenn	L	13-20 (WC)

**Points:** Titans 435, Ravens 482  
**Longest Win Streak:** 3 (1998-99)  
**Longest Losing Streak:** 5 (2000-02)  
**At Nissan Stadium:** 4-7  
**At M&T Bank Stadium:** 6-4  
**Series Sweeps:** Titans (1996, 98); Ravens (1997, 2001)



### vs. BUFFALO BILLS

Regular Season: 29-17 (Home 15-8, Away 14-9) • Playoffs: 1-2 (Home 1-0, Away 0-2)

Date	Site	W/L	Score
10-30-60	Buff	L	24-25
12-11-60	Hou	W	31-23
10-8-61	Hou	L	12-22
10-29-61	Buff	W	28-16
9-9-62	Buff	W	28-23
10-7-62	Hou	W	17-14
9-28-63	Buff	W	31-20
10-20-63	Hou	W	28-14
10-11-64	Hou	L	17-48
11-1-64	Buff	L	10-24
10-31-65	Buff	W	19-17
12-5-65	Hou	L	18-29
9-25-66	Buff	L	20-27
11-20-66	Hou	L	20-42
9-17-67	Buff	W	20-3
10-29-67	Hou	W	10-3

Date	Site	W/L	Score
10-27-68	Buff	W	30-7
12-7-68	Hou	W	35-6
9-21-69	Buff	W	17-3
10-5-69	Hou	W	28-14
12-12-71	Buff	W	20-14
11-10-74	Buff	W	21-9
9-19-76	Buff	W	13-3
10-15-78	Hou	W	17-10
9-25-83	Buff	L	13-30
11-10-85	Buff	L	0-20
12-21-86	Hou	W	16-7
9-20-87	Buff	L	30-34
1-1-89	Buff	L	10-17 (Div)
9-24-89	Hou	L	41-47 OT
11-26-90	Hou	W	27-24
12-27-92	Hou	W	27-3

Date	Site	W/L	Score
1-3-93	Buff	L	38-41 OT (WC)
10-11-93	Buff	L	7-35
9-18-94	Hou	L	7-15
12-24-95	Buff	W	28-17
11-23-97	Tenn	W	31-14
1-8-00	Tenn	W	22-16 (WC)
9-3-00	Buff	L	13-16
12-14-03	Tenn	W	28-26
12-24-06	Buff	W	30-29
11-15-09	Tenn	W	41-17
12-4-11	Buff	W	23-17
10-21-12	Buff	W	35-34
10-11-15	Tenn	L	13-14
10-7-18	Buff	L	12-13
10-6-19	Tenn	L	7-14
10-13-20	Tenn	W	42-16

**Points:** Titans 1,089, Bills 963  
**Longest Win Streak:** 10 (1967-78)  
**Longest Losing Streak:** 3 (last 2015-19)  
**At Nissan Stadium:** 5-1 overall (1-0 post)  
**At Ralph Wilson Stadium:** 6-7 overall (0-2 postseason)  
**At New Era Field:** 0-1 overall  
**Series Sweeps:** Titans (1962, 63, 67, 68, 69); Bills (1964, 66)



### vs. CAROLINA PANTHERS

Regular Season: 3-3 (Home 1-2, Away 2-1) • Playoffs: 0-0

Date	Site	W/L	Score
11-24-96	Hou	L	6-31
10-19-03	Car	W	37-17
11-4-07	Tenn	W	20-7
11-13-11	Car	W	30-3
11-15-15	Tenn	L	10-27

Date	Site	W/L	Score
11-3-19	Car	L	20-30

**Total Points:** Titans 123, Panthers 115  
**Longest Win Streak:** 3 (2003-11)  
**Longest Losing Streak:** 2 (2015-19)  
**At Nissan Stadium:** 1-1  
**At Bank of America Stadium:** 2-1





## vs. CHICAGO BEARS

Regular Season: 7-6 (Home 3-4, Away 4-2) • Playoffs: 0-0

Date	Site	W/L	Score
10-28-73	Chi	L	14-35
11-6-77	Hou	W	47-0
11-16-80	Chi	W	10-6
10-12-86	Hou	L	7-20
10-15-89	Chi	W	33-28

Date	Site	W/L	Score
12-7-92	Hou	W	24-7
10-22-95	Chi	L	32-35
10-25-98	Tenn	L	20-23
11-14-04	Tenn	L	17-19 OT
11-9-08	Chi	W	21-14

Date	Site	W/L	Score
11-4-12	Tenn	L	20-51
11-27-16	Chi	W	27-21
11-8-20	Tenn	W	24-17

**Total Points:** Titans 296, Bears 266  
**Longest Win Streak:** 2 (last 1989-92)  
**Longest Losing Streak:** 3 (1995-04)  
**At Nissan Stadium:** 1-2  
**At Soldier Field:** 4-2



## vs. CINCINNATI BENGALS

Regular Season: 40-34-1 (Home 23-13-1, Away 17-21) • Playoffs: 0-2 (Home 0-1, Away 0-1)

Date	Site	W/L	Score
11-3-68	Cin	W	27-17
11-9-69	Hou	T	31-31
10-4-70	Cin	W	20-13
12-13-70	Hou	L	20-30
10-31-71	Hou	W	10-6
11-21-71	Cin	L	13-28
10-29-72	Cin	L	7-30
12-17-72	Hou	L	17-61
9-23-73	Cin	L	10-24
12-16-73	Hou	L	24-27
10-27-74	Cin	W	21-34
11-17-74	Hou	W	20-3
10-5-75	Hou	L	19-21
11-30-75	Cin	L	19-23
10-24-76	Hou	L	7-27
11-14-76	Cin	L	27-31
10-30-77	Cin	L	10-13 OT
12-18-77	Hou	W	21-16
10-29-78	Cin	L	13-28
11-26-78	Hou	W	17-10
9-23-79	Cin	W	30-27 OT
11-18-79	Hou	W	42-21

Date	Site	W/L	Score
9-28-80	Cin	W	13-10
10-26-80	Hou	W	23-3
10-4-81	Hou	W	17-10
11-1-81	Cin	L	21-34
9-12-82	Cin	L	6-27
1-2-83	Hou	L	27-35
11-6-83	Hou	L	14-55
11-20-83	Cin	L	10-38
10-7-84	Cin	L	3-13
10-28-84	Hou	L	13-31
10-20-85	Hou	W	27-44
12-1-85	Cin	L	27-45
10-19-86	Cin	L	28-31
11-9-86	Hou	W	32-28
11-1-87	Cin	W	31-29
12-27-87	Hou	W	21-17
10-23-88	Cin	L	21-44
12-11-88	Hou	W	41-6
11-13-89	Hou	W	26-24
12-17-89	Cin	L	7-61
10-14-90	Hou	W	48-17
12-23-90	Cin	L	20-40

Date	Site	W/L	Score
<b>1-6-91</b>	<b>Cin</b>	<b>L</b>	<b>14-41 (WC)</b>
9-8-91	Cin	W	30-7
10-27-91	Hou	W	35-3
10-11-92	Cin	W	38-24
10-25-92	Hou	W	26-10
10-24-93	Hou	W	28-12
11-14-93	Cin	W	38-3
9-25-94	Hou	W	20-13
11-13-94	Cin	L	31-34
9-24-95	Cin	W	38-28
11-12-95	Hou	L	25-32
10-6-96	Cin	W	30-27 OT
12-15-96	Hou	L	13-21
10-12-97	Tenn	W	30-7
12-4-97	Cin	L	14-41
9-6-98	Cin	W	23-14
10-18-98	Tenn	W	44-14
9-12-99	Tenn	W	36-35
11-14-99	Cin	W	24-14
10-8-00	Cin	W	23-14
12-10-00	Tenn	W	35-3
11-18-01	Cin	W	20-7

Date	Site	W/L	Score
1-6-02	Tenn	L	21-23
10-27-02	Cin	W	30-24
10-31-04	Tenn	W	27-20
10-16-05	Tenn	L	23-31
11-25-07	Cin	L	6-35
9-14-08	Cin	W	24-7
11-6-11	Tenn	L	17-24
9-21-14	Cin	L	7-33
11-12-17	Tenn	W	24-20
11-1-20	Cin	L	20-31
<b>1-22-22</b>	<b>Tenn</b>	<b>L</b>	<b>16-19 (Div)</b>

**Total Points:** Titans 1,761, Bengals 1,804  
**Longest Win Streak:** 7 (last 1998-01)  
**Longest Losing Streak:** 7 (1981-84)  
**At Nissan Stadium:** 4-4  
**At Paul Brown Stadium:** 4-3  
**Series Sweeps:** Titans (1974, 79, 80, 87, 91, 92, 93, 98, 99, 00); Bengals (1972, 73, 75, 76, 82, 83, 84)



## vs. CLEVELAND BROWNS

Regular Season: 31-36 (Home 14-20, Away 17-16) • Playoffs: 1-0 (Home 0-0, Away 1-0)

Date	Site	W/L	Score
11-22-70	Clev	L	14-28
12-7-70	Hou	L	10-21
9-19-71	Clev	L	0-31
11-28-71	Hou	L	24-27
10-22-72	Hou	L	17-23
11-5-72	Clev	L	0-20
10-21-73	Clev	L	13-42
11-11-73	Hou	L	13-23
9-22-74	Clev	L	7-20
12-15-74	Hou	W	24-28
10-12-75	Clev	W	10-40
12-21-75	Hou	W	10-21
11-7-76	Hou	L	7-21
12-5-76	Clev	L	10-13
10-16-77	Hou	L	23-24
12-11-77	Clev	W	15-19
10-1-78	Clev	W	13-16
11-5-78	Hou	W	10-14
9-30-79	Hou	W	31-10
12-2-79	Clev	L	7-14

Date	Site	W/L	Score
9-15-80	Clev	W	7-16
11-30-80	Hou	L	14-17
9-13-81	Clev	W	9-3
12-3-81	Hou	W	17-13
12-26-82	Hou	L	14-20
10-30-83	Clev	L	19-25 OT
12-11-83	Hou	W	27-34
11-25-84	Clev	L	10-27
12-16-84	Hou	L	20-27
10-13-85	Hou	L	6-21
12-15-85	Clev	L	21-28
9-14-86	Hou	L	20-23
11-30-86	Clev	L	10-13 OT
10-11-87	Clev	W	15-10
11-22-87	Hou	L	7-40
11-7-88	Hou	W	24-17
12-18-88	Clev	L	23-28
<b>12-24-88</b>	<b>Clev</b>	<b>W</b>	<b>24-23 (WC)</b>
10-29-89	Clev	L	17-28
12-23-89	Hou	L	20-24

Date	Site	W/L	Score
11-18-90	Clev	W	35-23
12-9-90	Hou	W	58-14
11-17-91	Hou	W	28-24
12-15-91	Clev	W	17-14
11-8-92	Hou	L	14-24
12-20-92	Clev	W	17-14
11-21-93	Clev	W	27-20
12-12-93	Hou	W	19-17
10-13-94	Hou	L	8-11
11-27-94	Clev	L	10-34
9-17-95	Hou	L	7-14
11-5-95	Clev	W	37-10
9-19-99	Tenn	W	26-9
11-28-99	Clev	W	33-21
11-19-00	Tenn	W	24-10
12-17-00	Clev	W	24-0
12-2-01	Clev	W	31-15
12-30-01	Tenn	L	38-41
9-22-02	Tenn	L	28-31 OT
11-6-05	Clev	L	14-20

Date	Site	W/L	Score
12-7-08	Tenn	W	28-9
10-2-11	Clev	W	31-13
10-5-14	Tenn	L	28-29
9-20-15	Clev	L	14-28
10-16-16	Tenn	W	28-26
10-22-17	Clev	W	12-9
9-8-19	Clev	W	43-13
12-6-20	Tenn	L	35-41

**Total Points:** Titans 1,368, Browns 1,364  
**Longest Win Streak:** 6 (1995-01)  
**Longest Losing Streak:** 9 (1970-74)  
**At Nissan Stadium:** 4-4  
**At FirstEnergy Stadium:** 6-2  
**Series Sweeps:** Titans (1975, 78, 81, 90, 91, 93, 99, 00); Browns (1970, 71, 72, 73, 76, 84, 85, 86, 89, 94)



## vs. DALLAS COWBOYS

Regular Season: 7-8 (Home 2-5, Away 5-3) • Playoffs: 0-0

Date	Site	W/L	Score
12-20-70	Dal	L	10-52
11-24-74	Hou	L	0-10
11-22-79	Dal	W	30-24
12-13-82	Hou	L	7-37
9-29-85	Hou	L	10-17
11-24-88	Dal	W	25-17
11-10-91	Hou	W	26-23 OT
9-11-94	Dal	L	17-20

Date	Site	W/L	Score
11-27-97	Dal	W	27-14
12-25-00	Tenn	W	31-0
9-15-02	Dal	L	13-21
10-1-06	Tenn	L	14-45
10-10-10	Dal	W	34-27
9-14-14	Tenn	L	10-26
11-5-18	Dal	W	28-14

**Total Points:** Titans 282, Cowboys 347  
**Longest Win Streak:** 2 (last 1997-00)  
**Longest Losing Streak:** 2 (last 2002-06)  
**At Nissan Stadium:** 1-2  
**At AT&T Stadium:** 2-0



## vs. DENVER BRONCOS

Regular Season: 23-16-1 (Home 15-6, Away 8-10-1) • Playoffs: 1-2 (Home 1-0, Away 0-2)

Date	Site	W/L	Score	Date	Site	W/L	Score	Date	Site	W/L	Score	Date	Site	W/L	Score
11-6-60	Den	W	45-25	10-1-67	Hou	W	10-6	10-6-85	Den	L	20-31	9-14-20	Den	W	16-14
11-20-60	Hou	W	20-10	11-12-67	Den	W	20-18	10-4-87	Den	W	40-10	<b>Total Points:</b> Titans 1,056, Broncos 947 <b>Longest Win Streak:</b> 5 (1962-65) <b>Longest Losing Streak:</b> 3 (1972-74, 2004-10) <b>At Nissan Stadium:</b> 2-2 <b>At Empower Field at Mile High:</b> 1-3 <b>Series Sweeps:</b> Titans (1960, 61, 63, 64, 67, 68); Broncos (1965)			
11-5-61	Den	W	55-13	11-17-68	Hou	W	38-17	<b>1-10-88</b>	<b>Den</b>	<b>L</b>	<b>10-34 (Div)</b>				
11-26-61	Hou	W	45-14	10-26-69	Hou	W	24-21	10-6-91	Hou	W	42-14				
10-21-62	Den	L	10-20	11-16-69	Den	T	20-20	<b>1-4-92</b>	<b>Den</b>	<b>L</b>	<b>24-26 (Div)</b>				
12-2-62	Hou	W	34-17	11-29-70	Hou	W	31-21	10-18-92	Den	L	21-27				
9-14-63	Hou	W	14-20	9-17-72	Den	L	17-30	11-26-95	Hou	W	42-33				
10-13-63	Den	W	33-24	10-14-73	Hou	L	20-48	12-25-04	Tenn	L	16-37				
9-27-64	Den	W	38-17	12-8-74	Den	L	14-38	11-19-07	Den	L	20-34				
12-20-64	Hou	W	34-15	10-10-76	Hou	W	17-3	10-3-10	Tenn	L	20-26				
10-17-65	Den	L	17-28	12-4-77	Hou	L	14-24	9-25-11	Tenn	W	17-14				
11-14-65	Hou	L	21-31	<b>12-23-79</b>	<b>Hou</b>	<b>W</b>	<b>13-7 (WC)</b>	12-8-13	Den	L	28-51				
9-3-66	Hou	W	45-7	11-2-80	Den	W	20-16	12-11-16	Ten	W	13-10				
10-2-66	Den	L	38-40	10-9-83	Hou	L	14-26	10-13-19	Den	L	0-16				



## vs. DETROIT LIONS

Regular Season: 10-3 (Home 6-2, Away 4-1) • Playoffs: 0-0

Date	Site	W/L	Score	Date	Site	W/L	Score	Date	Site	W/L	Score	<b>Total Points:</b> Titans 351, Lions 290 <b>Longest Win Streak:</b> 6 (2001-20) <b>Longest Losing Streak:</b> 1 (last 1995) <b>At Nissan Stadium:</b> 3-0 <b>At Ford Field:</b> 2-0
10-17-71	Hou	L	7-31	12-10-95	Hou	L	17-24	12-20-20	Ten	W	46-25	
10-26-75	Hou	W	24-8	10-21-01	Det	W	27-24					
11-13-83	Hou	W	27-17	1-2-05	Tenn	W	24-19					
10-5-86	Det	L	13-24	11-27-08	Det	W	47-10					
11-5-89	Hou	W	35-31	9-23-12	Tenn	W	44-41 OT					
11-26-92	Det	W	24-21	9-18-16	Det	W	16-15					



## vs. GREEN BAY PACKERS

Regular Season: 7-6 (Home 3-3, Away 4-3) • Playoffs: 0-0

Date	Site	W/L	Score	Date	Site	W/L	Score	Date	Site	W/L	Score	<b>Total Points:</b> Titans 314, Packers 309 <b>Longest Win Streak:</b> 3 (last 2001-08) <b>Longest Losing Streak:</b> 2 (1992-98) <b>At Nissan Stadium:</b> 3-0 <b>At Lambeau Field:</b> 4-3
11-19-72	Hou	L	10-23	12-20-98	GB	L	22-30	12-27-20	GB	L	14-40	
9-25-77	GB	W	16-10	12-16-01	Tenn	W	26-20					
12-14-80	GB	W	22-3	10-11-04	GB	W	48-27					
9-4-83	Hou	L	38-41 OT	11-02-08	Tenn	W	19-16 OT					
9-7-86	GB	W	31-3	12-23-12	GB	L	7-55					
12-13-92	Hou	L	14-16	11-13-16	Tenn	W	47-25					



## vs. HOUSTON TEXANS

Regular Season: 22-18 (Home 12-8, Away 10-10) • Playoffs: 0-0

Date	Site	W/L	Score	Date	Site	W/L	Score	Date	Site	W/L	Score	Date	Site	W/L	Score
11-10-02	Tenn	W	17-10	12-14-08	Hou	L	12-13	11-1-15	Hou	L	6-20	1-9-22	Hou	W	28-25
12-29-02	Hou	W	13-3	9-20-09	Tenn	L	31-34	12-27-15	Tenn	L	6-34	<b>Total Points:</b> Titans 860, Texans 964 <b>Longest Win Streak:</b> 7 (2005-08) <b>Longest Losing Streak:</b> 5 (2014-16) <b>At Nissan Stadium:</b> 12-8 <b>At NRG Stadium:</b> 10-10 <b>Series Sweeps:</b> Titans (2002, 03, 05, 06, 07, 20); Texans (2004, 12, 14, 15)			
10-12-03	Tenn	W	38-17	11-23-09	Hou	W	20-17	10-2-16	Hou	L	20-27				
12-21-03	Hou	W	27-24	11-28-10	Hou	L	0-20	1-1-17	Tenn	W	24-17				
10-17-04	Tenn	L	10-20	12-19-10	Tenn	W	31-17	10-1-17	Hou	L	14-57				
11-28-04	Hou	L	21-31	10-23-11	Tenn	L	7-41	12-3-17	Tenn	W	24-13				
10-9-05	Hou	W	34-20	1-1-12	Hou	W	23-22	9-16-18	Tenn	W	20-17				
12-11-05	Tenn	W	13-10	9-30-12	Hou	L	14-38	11-26-18	Hou	L	17-34				
10-29-06	Tenn	W	28-22	12-2-12	Tenn	L	10-24	12-15-19	Tenn	L	21-24				
12-10-06	Hou	W	26-20 OT	9-15-13	Hou	L	24-30 OT	12-29-19	Hou	W	35-14				
10-21-07	Hou	W	38-36	12-29-13	Tenn	W	16-10	10-18-20	Tenn	W	42-36 OT				
12-2-07	Tenn	W	28-20	10-26-14	Tenn	L	16-30	1-3-21	Hou	W	41-38				
9-21-08	Tenn	W	31-12	11-30-14	Hou	L	21-45	11-21-21	Tenn	L	13-22				



## vs. INDIANAPOLIS COLTS

Regular Season: 19-35 (Home 9-16, Away 10-19) • Playoffs: 1-0 (Home 0-0, Away 1-0)

Date	Site	W/L	Score	Date	Site	W/L	Score	Date	Site	W/L	Score	Date	Site	W/L	Score
10-11-70	Hou	L	20-24	12-7-03	Tenn	L	27-29	12-9-12	Ind	L	23-27	10-31-21	Ind	W	34-31 OT
11-4-73	Balt	W	31-27	9-19-04	Tenn	L	17-31	11-14-13	Tenn	L	27-30	<b>Total Points:</b> Titans 1,128, Colts 1,511 <b>Longest Win Streak:</b> 3 (current; last 1999-02) <b>Longest Losing Streak:</b> 11 (2011-16) <b>At Nissan Stadium:</b> 6-14 <b>At RCA Dome:</b> 5-8 <b>At Lucas Oil Stadium:</b> 4-10 <b>Series Sweeps:</b> Titans (2002, 17, 21); Colts (2003, 04, 05, 09, 10, 12, 13, 14, 15, 16, 18)			
11-1-76	Balt	L	14-38	12-5-04	Ind	L	24-51	12-1-13	Ind	L	14-22				
10-14-79	Balt	W	28-16	10-2-05	Tenn	L	10-31	9-28-14	Ind	L	17-41				
9-21-80	Hou	W	21-16	12-4-05	Ind	L	3-35	12-28-14	Tenn	L	10-27				
12-18-83	Balt	L	10-20	10-8-06	Ind	L	13-14	9-27-15	Tenn	L	33-35				
9-9-84	Hou	L	21-35	12-3-06	Tenn	W	20-17	1-3-16	Ind	L	24-30				
12-22-85	Ind	L	16-34	9-16-07	Tenn	L	20-22	10-23-16	Tenn	L	26-34				
11-23-86	Hou	W	31-17	12-30-07	Ind	W	16-10	11-20-16	Ind	L	17-24				
11-29-87	Ind	L	27-51	10-27-08	Tenn	W	31-21	10-16-17	Tenn	W	36-22				
9-4-88	Ind	W	17-14 OT	12-28-08	Ind	L	0-23	11-26-17	Ind	W	20-16				
9-23-90	Hou	W	24-10	10-11-09	Tenn	L	9-31	11-18-18	Ind	L	10-38				
9-13-92	Ind	W	20-10	12-06-09	Ind	L	17-27	12-30-18	Tenn	L	17-33				
9-4-94	Ind	L	21-45	12-9-10	Tenn	L	28-30	9-15-19	Tenn	L	17-19				
<b>1-16-00</b>	<b>Ind</b>	<b>W</b>	<b>19-16 (Div)</b>	1-2-11	Ind	L	20-23	12-1-19	Ind	W	31-17				
11-3-02	Ind	W	23-15	10-30-11	Tenn	W	27-10	11-12-20	Tenn	L	17-34				
12-8-02	Tenn	W	27-17	12-18-11	Ind	L	13-27	11-29-20	Ind	W	45-26				
9-14-03	Ind	L	7-33	10-28-12	Tenn	L	13-19 OT	9-26-21	Tenn	W	25-16				



## vs. JACKSONVILLE JAGUARS

Regular Season: 33-21 (Home 18-9, Away 15-12) • Playoffs: 1-0 (Home 0-0, Away 1-0)

Date	Site	W/L	Score
9-3-95	Jax	W	10-3
10-1-95	Hou	L	17-16
9-8-96	Jax	W	34-27
12-8-96	Hou	L	17-23
11-2-97	Tenn	L	24-30
11-16-97	Jax	L	9-17
9-27-98	Tenn	L	22-27
12-13-98	Jax	W	16-13
9-26-99	Jax	W	20-19
12-26-99	Tenn	W	41-14
<b>1-23-00</b>	<b>Jax</b>	<b>W</b>	<b>33-14 (Champ)</b>
10-16-00	Tenn	W	27-13
11-26-00	Jax	L	13-16
9-23-01	Jax	L	6-13
11-4-01	Tenn	W	28-24
10-13-02	Tenn	W	23-14
12-22-02	Jax	W	28-10

Date	Site	W/L	Score
10-28-03	Jax	W	30-17
11-16-03	Tenn	W	10-3
9-26-04	Tenn	L	15-12
11-21-04	Jax	W	18-15
11-20-05	Tenn	L	28-31
1-1-06	Jax	L	13-40
11-5-06	Jax	L	7-37
12-17-06	Tenn	W	24-17
9-9-07	Jax	W	13-10
11-11-07	Tenn	L	13-28
9-7-08	Tenn	W	17-10
11-16-08	Jax	W	24-14
10-4-09	Jax	L	17-37
11-1-09	Tenn	W	30-13
10-18-10	Jax	W	30-3
12-5-10	Tenn	L	6-17
9-11-11	Jax	L	14-16

Date	Site	W/L	Score
12-24-11	Tenn	W	23-17
11-25-12	Jax	L	19-24
12-30-12	Tenn	W	38-20
11-10-13	Tenn	L	27-29
12-22-13	Jax	W	20-16
10-12-14	Tenn	W	16-14
12-18-14	Jax	L	13-21
11-19-15	Jax	L	13-19
12-6-15	Tenn	W	42-39
10-27-16	Tenn	W	36-22
12-24-16	Jax	L	17-38
9-17-17	Jax	W	37-16
12-31-17	Tenn	W	15-10
9-23-18	Jax	W	9-6
12-6-18	Tenn	W	30-9
9-19-19	Jax	L	7-20
11-24-19	Tenn	W	42-20

Date	Site	W/L	Score
9-20-20	Tenn	W	33-30
12-13-20	Jax	W	31-10
10-10-21	Jax	W	37-19
12-12-21	Tenn	W	20-0

**Total Points:** Titans 1,198, Jaguars 1,016

**Longest Win Streak:** 5 (2019-present; last 2001-03)

**Longest Losing Streak:** 4 (1996-98)

**At Nissan Stadium:** 18-5

**At TIAA Bank Field:** 16-12

**Series Sweeps:** Titans (1999, 02, 08, 17, 18, 20, 21); Jaguars (1997, 05)



## vs. KANSAS CITY CHIEFS

Regular Season: 24-27 (Home 14-10, Away 10-17) • Playoffs: 1-3 (Home 0-2, Away 1-1)

Date	Site	W/L	Score
10-16-60	Hou	W	20-10
12-04-60	Dal	L	0-24
10-01-61	Dal	L	21-26
10-22-61	Hou	W	38-7
10-28-62	Hou	L	7-31
11-04-62	Dal	W	14-6
<b>12-23-62</b>	<b>Hou</b>	<b>L</b>	<b>17-20 (AFL Champ)</b>
10-06-63	KC	L	7-28
10-27-63	Hou	W	28-7
10-04-64	KC	L	7-28
11-22-64	Hou	L	19-28
10-24-65	Hou	W	38-36
11-28-65	KC	L	21-52
10-30-66	KC	L	23-48
9-09-67	Hou	L	20-25

Date	Site	W/L	Score
10-22-67	KC	W	24-19
9-09-68	Hou	L	21-26
11-28-68	KC	L	10-24
10-12-69	KC	L	0-24
11-08-70	KC	L	9-24
9-26-71	Hou	L	16-20
11-18-73	KC	L	14-38
9-29-74	Hou	L	7-17
11-02-75	KC	W	17-13
11-27-77	Hou	W	34-20
9-10-78	KC	W	20-17
9-16-79	Hou	W	20-6
10-12-80	KC	L	20-21
11-15-81	KC	L	10-23
10-23-83	Hou	L	10-13
11-11-84	KC	W	17-16

Date	Site	W/L	Score
11-03-85	Hou	W	23-20
9-21-86	KC	L	13-27
10-09-88	Hou	W	7-6
11-26-89	KC	L	0-34
12-16-90	KC	W	27-10
9-16-91	Hou	W	17-7
9-20-92	Hou	W	23-20
9-12-93	Hou	W	30-0
<b>1-16-94</b>	<b>Hou</b>	<b>L</b>	<b>20-28 (Div)</b>
12-18-94	KC	L	9-31
11-19-95	KC	L	13-20
9-01-96	Hou	L	19-20
9-10-00	Ten	W	17-14
12-13-04	Ten	L	38-49
12-16-07	KC	W	26-17
10-19-08	KC	W	34-10

Date	Site	W/L	Score
12-26-10	KC	L	14-34
10-6-13	Tenn	L	17-26
9-7-14	KC	W	26-10
12-18-16	KC	W	19-17
<b>1-6-18</b>	<b>KC</b>	<b>W</b>	<b>22-21 (WC)</b>
11-10-19	Tenn	W	35-32
<b>1-19-20</b>	<b>KC</b>	<b>L</b>	<b>24-35 (Champ)</b>
10-24-21	Tenn	W	27-3

**Total Points:** Titans 1,029, Chiefs 1,188

**Longest Win Streak:** 4 (last 2014-19)

**Longest Losing Streak:** 7 (1968-74)

**At Nissan Stadium:** 3-2

**At Arrowhead Stadium:** 9-9



## vs. LAS VEGAS RAIDERS

Regular Season: 21-26 (Home 15-14, Away 6-12) • Playoffs: 0-4 (Home 0-0, Away 0-4)

Date	Site	W/L	Score
9-11-60	Oak	W	37-22
9-25-60	Hou	L	13-14
9-9-61	Hou	W	55-0
12-17-61	Oak	W	47-16
11-11-62	Oak	W	28-20
12-9-62	Hou	W	32-17
9-7-63	Hou	L	13-24
12-22-63	Oak	L	49-52
9-19-64	Hou	W	42-28
11-15-64	Oak	L	10-20
9-26-65	Oak	L	17-21
11-7-65	Hou	L	21-33
9-10-66	Hou	W	31-0
11-6-66	Oak	L	23-38
12-10-67	Hou	L	7-19
<b>12-31-67</b>	<b>Oak</b>	<b>L</b>	<b>7-40 (AFL Champ)</b>

Date	Site	W/L	Score
9-29-68	Hou	L	15-24
9-14-69	Oak	L	17-21
<b>12-21-69</b>	<b>Oak</b>	<b>L</b>	<b>7-56 (AFL Div)</b>
11-14-71	Oak	L	21-41
10-9-72	Hou	L	0-34
12-2-73	Hou	L	6-17
12-14-75	Hou	W	27-26
9-26-76	Hou	L	13-14
11-13-77	Oak	L	29-34
10-8-78	Oak	L	17-21
11-11-79	Hou	W	31-17
<b>12-28-80</b>	<b>Oak</b>	<b>L</b>	<b>7-27 (WC)</b>
11-8-81	Hou	W	17-16
9-11-83	LA	L	6-20
9-2-84	Hou	L	14-24
10-26-86	Hou	L	17-28
9-11-88	Hou	W	38-35

Date	Site	W/L	Score
11-19-89	Hou	W	23-7
9-1-91	Hou	W	47-17
10-30-94	LA	L	14-17
8-31-97	Tenn	W	24-21 OT
12-9-99	Tenn	W	21-14
12-22-01	Oak	W	13-10
9-29-02	Oak	L	25-52
<b>1-19-03</b>	<b>Oak</b>	<b>L</b>	<b>24-41 (Champ)</b>
9-7-03	Tenn	W	25-20
12-19-04	Oak	L	35-40
10-30-05	Tenn	L	25-34
10-28-07	Tenn	W	13-9
9-12-10	Tenn	W	38-13
11-24-13	Oak	W	23-19
11-29-15	Tenn	L	21-24
9-25-16	Tenn	L	10-17
9-10-17	Tenn	L	16-26

Date	Site	W/L	Score
12-8-19	Oak	W	42-21

**Total Points:** Titans 1,153, Raiders 1,221

**Longest Win Streak:** 4 (1961-62)

**Longest Losing Streak:** 9 (1966-73)

**At Nissan Stadium:** 4-4

**At Oakland Alameda Coliseum:** 3-11

**At Allegiant Stadium:** 0-0

**Series Sweeps:** Titans (1961,62); Raiders (1963, 65)

**vs. LOS ANGELES CHARGERS** Regular Season: 15-27-1 (Home 12-9, Away 3-18-1) • Playoffs: 3-1 (Home 1-0, Away 2-1)

Date	Site	W/L	Score
9-18-60	Hou	W	38-28
11-13-60	LA	L	21-24
<b>1-1-61</b>	<b>Hou</b>	<b>W</b>	<b>24-16 (AFL Champ)</b>
9-24-61	SD	L	24-34
12-3-61	Hou	W	33-13
<b>12-24-61</b>	<b>SD</b>	<b>W</b>	<b>10-3 (AFL Champ)</b>
9-23-62	SD	W	42-17
11-25-62	Hou	W	33-27
12-1-63	SD	L	0-27
12-15-63	Hou	L	14-20
9-12-64	SD	L	21-27
10-25-64	Hou	L	17-20
10-3-65	SD	L	14-31
12-12-65	Hou	L	26-37
12-4-66	Hou	L	22-28

Date	Site	W/L	Score
9-24-67	SD	L	3-13
12-16-67	Hou	W	17-24
9-21-68	SD	L	14-30
11-27-69	Hou	L	17-21
10-25-70	SD	T	31-31
12-19-71	Hou	W	49-33
11-26-72	SD	L	20-34
9-15-74	Hou	W	21-14
9-28-75	Hou	W	33-17
10-17-76	SD	L	27-30
12-17-78	Hou	L	24-45
<b>12-29-79</b>	<b>SD</b>	<b>W</b>	<b>17-14 (Div)</b>
9-16-84	SD	L	14-31
11-24-85	Hou	W	37-35
12-7-86	SD	L	0-27
12-6-87	Hou	W	33-18
9-17-89	SD	W	34-27

Date	Site	W/L	Score
9-30-90	SD	W	17-7
9-27-92	Hou	W	27-0
9-19-93	SD	L	17-18
9-13-98	Tenn	L	7-13
10-3-04	SD	L	17-38
9-17-06	SD	L	7-40
12-9-07	Tenn	L	17-23 OT
<b>1-6-08</b>	<b>SD</b>	<b>L</b>	<b>6-17 (WC)</b>
12-25-09	Tenn	L	17-42
10-31-10	SD	L	25-33
9-16-12	SD	L	10-38
9-22-13	Tenn	W	20-17
11-6-16	SD	L	35-43
10-21-18	LA*	L	19-20
10-20-19	Tenn	W	23-20

**Total Points:** Titans 1,001, Chargers 1,158  
**Longest Win Streak:** 4 (1961-62, 1987-92)  
**Longest Losing Streak:** 9 (1993-2012)  
**At Nissan Stadium:** 2-2  
**At Qualcomm Stadium:** 3-13-1  
**At StubHub Center:** 0-0  
**At SoFi Stadium:** 0-0  
**\*At Wembley Stadium:** 0-1  
**Series Sweeps:** Titans (1962); Chargers (1963, 64, 65)

**vs. LOS ANGELES RAMS**

Regular Season: 6-7 (Home 3-4, Away 3-3) • Playoffs: 0-1 (Neutral Site 0-1)

Date	Site	W/L	Score
10-7-73	Hou	L	26-31
9-24-78	Hou	L	6-10
9-6-81	LA	W	27-20
12-9-84	LA	L	16-27
9-13-87	Hou	W	20-16
11-4-90	LA	L	13-17
9-26-93	Hou	L	28-13

Date	Site	W/L	Score
10-31-99	Tenn	W	24-21
<b>1-30-00</b>	<b>Atl</b>	<b>L</b>	<b>16-23 (SB 34)</b>
9-25-05	St.L	L	27-31
12-13-09	Tenn	W	47-7
11-3-13	StL	W	28-21
12-24-17	Tenn	L	27-23
11-7-21	LAR	W	28-16

**Total Points:** Titans 314, Rams 285  
**Longest Win Streak:** 2 (2009-13)  
**Longest Losing Streak:** 2 (last 2000-05)  
**At Nissan Stadium:** 2-1  
**At Edward Jones Dome:** 1-1  
**At L.A. Memorial Coliseum:** 0-0  
**At SoFi Stadium:** 1-0

**vs. MIAMI DOLPHINS**

Regular Season: 17-21 (Home 9-8, Away 8-13) • Playoffs: 1-0 (Home 0-0, Away 1-0)

Date	Site	W/L	Score
10-23-66	Hou	L	13-20
12-18-66	Mia	L	28-29
12-3-67	Hou	W	17-14
12-23-67	Mia	W	41-10
9-14-68	Mia	W	24-10
10-6-68	Hou	L	7-24
9-28-69	Hou	W	22-10
11-23-69	Mia	W	32-7
9-27-70	Hou	L	10-20
9-24-72	Mia	L	13-34
11-16-75	Hou	W	20-19
10-2-77	Mia	L	7-27
11-20-78	Hou	W	35-30

Date	Site	W/L	Score
<b>12-24-78</b>	<b>Mia</b>	<b>W</b>	<b>17-9 (WC)</b>
11-5-79	Mia	W	9-6
9-20-81	Hou	L	10-16
12-4-83	Hou	L	17-24
10-14-84	Mia	L	10-28
9-8-85	Hou	W	26-23
11-2-86	Mia	L	7-28
10-1-89	Hou	W	39-7
10-20-91	Mia	W	17-13
11-22-92	Mia	L	16-19
11-17-96	Hou	L	20-23
9-7-97	Mia	L	13-16 OT
11-7-99	Mia	L	0-17

Date	Site	W/L	Score
9-9-01	Tenn	L	23-31
11-9-03	Tenn	W	31-7
9-11-04	Mia	W	17-7
12-24-05	Mia	L	10-24
9-24-06	Mia	L	10-13
12-20-09	Tenn	W	27-24 OT
11-14-10	Mia	L	17-29
11-11-12	Mia	W	37-3
10-18-15	Tenn	L	10-38
10-9-16	Mia	W	30-17
10-8-17	Mia	L	10-16
9-9-18	Mia	L	20-27
1-2-22	Tenn	W	34-3

**Total Points:** Titans 746, Dolphins 722  
**Longest Win Streak:** 3 (1967-68, 78-79)  
**Longest Losing Streak:** 5 (1992-01)  
**At Nissan Stadium:** 3-2  
**At Hard Rock Stadium:** 4-8  
**Series Sweeps:** Titans (1967, 69); Dolphins (1966)

**vs. MINNESOTA VIKINGS**

Regular Season: 5-9 (Home 3-2, Away 2-7) • Playoffs: 0-0

Date	Site	W/L	Score
10-13-74	Min	L	10-51
12-21-80	Hou	W	20-16
10-16-83	Min	L	14-34
12-14-86	Hou	W	23-10
9-10-89	Min	L	7-38
11-15-92	Min	W	17-13

Date	Site	W/L	Score
10-8-95	Min	L	17-23
12-26-98	Tenn	L	16-26
12-9-01	Min	L	24-42
10-24-04	Min	L	3-20
9-28-08	Tenn	W	30-17
10-7-12	Min	L	7-30

Date	Site	W/L	Score
9-11-16	Ten	L	16-25
9-27-20	Min	W	31-30

**Total Points:** Titans 219, Vikings 350  
**Longest Win Streak:** 1 (last 2020)  
**Longest Losing Streak:** 4 (1995-04)  
**At Nissan Stadium:** 1-0  
**At Metrodome:** 1-6  
**At U.S. Bank Stadium:** 1-0

**vs. NEW ENGLAND PATRIOTS**

Regular Season: 16-24-1 (Home 11-7, Away 5-17-1) • Playoffs: 2-2 (Home 0-0, Away 2-2)

Date	Site	W/L	Score
11-25-60	NE	W	24-10
12-18-60	Hou	W	37-21
10-13-61	NE	T	31-31
11-12-61	Hou	W	27-15
9-16-62	NE	L	21-34
11-18-62	Hou	W	21-17
11-1-63	NE	L	3-45
12-8-63	Hou	L	28-46
11-6-64	NE	L	24-25
11-29-64	Hou	L	17-34
9-19-65	Hou	W	10-31
12-18-65	NE	L	14-42
9-25-66	NE	L	21-27
11-13-66	Hou	L	14-38

Date	Site	W/L	Score
11-5-67	NE	L	7-18
11-26-67	Hou	W	27-6
10-13-68	NE	W	16-0
12-15-68	Hou	W	45-17
11-2-69	NE	L	0-24
12-14-69	Hou	W	23-27
11-7-71	NE	L	20-28
11-25-73	Hou	L	0-32
9-21-75	NE	W	7-0
11-12-78	NE	W	26-23
<b>12-31-78</b>	<b>NE</b>	<b>W</b>	<b>31-14 (Div)</b>
11-10-80	Hou	W	38-34
10-18-81	NE	L	10-38
11-28-82	NE	L	21-29

Date	Site	W/L	Score
10-18-87	Hou	L	7-21
9-25-88	Hou	W	31-6
10-8-89	NE	L	13-23
9-22-91	NE	L	20-24
10-17-93	NE	W	28-14
9-20-98	NE	L	16-27
12-16-02	Tenn	W	24-7
10-5-03	NE	L	30-38
<b>1-10-04</b>	<b>NE</b>	<b>L</b>	<b>14-17 (Div)</b>
12-31-06	Tenn	L	23-40
10-18-09	NE	L	0-59
9-9-12	Tenn	L	13-34
12-20-15	NE	L	16-33
<b>1-13-18</b>	<b>NE</b>	<b>L</b>	<b>14-35 (Div)</b>

**Date** **Site** **W/L** **Score**  
11-11-18 Tenn W 34-10  
**1-4-20 NE W 20-13 (WC)**  
11-28-21 NE L 13-36  
**Total Points:** Titans 904, Patriots 1,118  
**Longest Win Streak:** 4 (1975-80)  
**Longest Losing Streak:** 6 (2003-15)  
**At Nissan Stadium:** 2-2  
**At Gillette Stadium:** 1-6  
**Series Sweeps:** Titans (1960, 68); Patriots (1963, 64, 66)

**vs. NEW ORLEANS SAINTS**

Regular Season: 9-6-1 (Home 3-4-1, Away 6-2) • Playoffs: 0-0

Date	Site	W/L	Score
10-3-71	Hou	T	13-13
10-3-76	NO	W	31-26
12-10-78	NO	W	17-12
11-22-81	Hou	L	24-27
9-30-84	Hou	L	10-27
12-13-87	NO	L	10-24

Date	Site	W/L	Score
10-21-90	Hou	W	23-10
9-5-93	NO	L	21-33
11-10-96	NO	W	31-14
10-17-99	NO	W	24-21
9-21-03	Tenn	W	27-12
9-24-07	NO	W	31-14

Date	Site	W/L	Score
12-11-11	Tenn	L	17-22
11-8-15	NO	W	34-28 OT
12-22-19	Tenn	L	28-38
11-14-21	Tenn	W	23-21

**Total Points:** Titans 364, Saints 342  
**Longest Win Streak:** 4 (1996-07)  
**Longest Losing Streak:** 3 (1981-87)  
**At Nissan Stadium:** 2-2  
**At Superdome:** 6-2

**vs. NEW YORK GIANTS**

Regular Season: 6-7 (Home 3-4, Away 3-3) • Playoffs: 0-0

Date	Site	W/L	Score
9-16-73	NY	L	14-34
12-5-82	NY	L	14-17
12-8-85	Hou	L	14-35
12-21-91	NY	L	20-24
11-21-94	Hou	L	10-13

Date	Site	W/L	Score
11-9-97	Tenn	W	10-6
10-1-00	Tenn	W	28-14
12-1-02	NY	W	32-29 OT
11-26-06	Tenn	W	24-21
9-26-10	NY	W	29-10

Date	Site	W/L	Score
12-7-14	Tenn	L	7-36
12-16-18	NY	W	17-0
9-11-22	Ten	L	20-21

**Total Points:** Titans 239, Giants 260  
**Longest Win Streak:** 5 (1997-10)  
**Longest Losing Streak:** 5 (1973-94)  
**At Nissan Stadium:** 2-2  
**At Giants Stadium:** 1-2  
**At MetLife Stadium:** 2-0

**vs. NEW YORK JETS**

Regular Season: 24-20-1 (Home 18-7, Away 6-13-1) • Playoffs: 1-0 (Home 1-0, Away 0-0)

Date	Site	W/L	Score
10-9-60	Hou	W	27-21
10-23-60	NY	W	42-28
11-19-61	Hou	W	49-13
12-10-61	NY	W	48-21
10-14-62	Hou	W	56-17
12-15-62	NY	W	44-10
9-22-63	NY	L	17-24
11-10-63	Hou	W	31-27
10-17-64	NY	L	21-24
12-13-64	Hou	W	33-17
9-12-65	Hou	W	27-21
11-21-65	NY	L	14-41
9-18-66	NY	L	13-52
10-16-66	Hou	W	24-0

Date	Site	W/L	Score
10-15-67	NY	T	28-28
10-20-68	Hou	L	14-20
11-10-68	NY	L	7-26
10-20-69	NY	L	17-26
12-6-69	Hou	L	26-34
10-1-72	Hou	W	26-20
11-3-74	NY	W	27-22
9-18-77	Hou	W	20-0
10-28-79	Hou	W	27-24
11-23-80	NY	L	28-31 OT
9-27-81	NY	L	17-33
11-18-84	Hou	W	31-20
9-18-88	NY	L	3-45
10-28-90	Hou	L	12-17

Date	Site	W/L	Score
10-13-91	NY	W	23-20
<b>12-29-91</b>	<b>Hou</b>	<b>W</b>	<b>17-10 (WC)</b>
1-2-94	Hou	W	24-0
12-24-94	Hou	W	24-10
12-17-95	Hou	W	23-6
12-1-96	NY	W	35-10
11-22-98	Tenn	L	3-24
12-1-03	NY	L	17-24
9-10-06	Tenn	L	16-23
12-23-07	Tenn	W	10-6
11-23-08	Tenn	L	13-34
9-27-09	NY	L	17-24
12-17-12	Tenn	W	14-10
10-6-13	Tenn	W	38-13

**Total Points:** Titans 1,072, Jets 971  
**Longest Win Streak:** 6 (last 1991-96)  
**Longest Losing Streak:** 4 (1968-69)  
**At Nissan Stadium:** 4-3  
**At Giants Stadium:** 2-3  
**At MetLife Stadium:** 0-2  
**Series Sweeps:** Titans (1960, 61, 62); Jets (1968, 69)

**vs. PHILADELPHIA EAGLES**

Regular Season: 5-7 (Home 3-3, Away 2-4) • Playoffs: 0-0

Date	Site	W/L	Score
11-12-72	Hou	L	17-18
12-16-79	Hou	L	20-26
12-19-82	Phil	L	14-35
10-2-88	Phil	L	23-32
12-2-91	Hou	L	6-13

Date	Site	W/L	Score
10-24-94	Phil	L	6-21
12-3-00	Phil	W	15-13
9-8-02	Tenn	W	27-24
11-19-06	Phil	W	31-13
10-24-10	Tenn	W	37-19

Date	Site	W/L	Score
11-23-14	Phil	L	24-43
9-30-18	Ten	W	26-23

**Total Points:** Titans 246, Eagles 280  
**Longest Win Streak:** 4 (2000-10)  
**Longest Losing Streak:** 6 (1972-94)  
**At Nissan Stadium:** 3-0  
**At Lincoln Financial Field:** 1-1

**vs. PITTSBURGH STEELERS**

Regular Season: 31-45 (Home 19-19, Away 12-26) • Playoffs: 1-3 (Home 1-1, Away 0-2)

Date	Site	W/L	Score
9-20-70	Pitt	W	19-7
10-18-70	Hou	L	3-7
10-24-71	Pitt	L	16-23
12-5-71	Hou	W	29-3
10-15-72	Pitt	L	7-24
12-10-72	Hou	L	3-9
9-30-73	Hou	L	7-36
12-9-73	Pitt	L	7-33
10-6-74	Hou	L	7-13
12-1-74	Pitt	W	13-10
11-9-75	Pitt	L	17-24
11-24-75	Hou	L	9-32
11-21-76	Pitt	L	16-32
12-11-76	Hou	L	0-21
10-9-77	Hou	W	27-10
10-23-77	Pitt	L	10-27
10-23-78	Pitt	W	24-17
12-3-78	Hou	L	3-13
<b>1-7-79</b>	<b>Pitt</b>	<b>L</b>	<b>5-34 (Champ)</b>
9-9-79	Pitt	L	7-38
12-10-79	Hou	W	20-17
<b>1-6-80</b>	<b>Pitt</b>	<b>L</b>	<b>13-27 (Champ)</b>
9-7-80	Pitt	L	17-31

Date	Site	W/L	Score
12-4-80	Hou	W	6-0
10-26-81	Pitt	L	13-26
12-20-81	Hou	W	21-20
11-21-82	Hou	L	10-24
9-18-83	Hou	L	28-40
10-2-83	Pitt	L	10-17
11-4-84	Pitt	L	7-35
12-2-84	Hou	W	23-20 OT
9-22-85	Pitt	L	0-20
11-17-85	Hou	L	7-30
9-28-86	Hou	L	16-22 OT
11-16-86	Pitt	L	10-21
11-15-87	Pitt	W	23-3
12-20-87	Hou	W	24-16
10-16-88	Pitt	W	34-14
12-4-88	Hou	L	34-37
10-22-89	Hou	W	27-0
12-3-89	Pitt	W	23-16
<b>12-31-89</b>	<b>Hou</b>	<b>L</b>	<b>26-23 OT (WC)</b>
9-16-90	Pitt	L	9-20
12-30-90	Hou	W	34-14
11-24-91	Pitt	L	14-26
12-8-91	Hou	W	31-6

Date	Site	W/L	Score
9-6-92	Hou	L	24-29
11-1-92	Pitt	L	20-21
11-28-93	Hou	W	23-3
12-19-93	Pitt	W	26-17
10-3-94	Pitt	L	14-30
11-6-94	Hou	L	9-12 OT
9-10-95	Hou	L	17-34
12-3-95	Pitt	L	7-21
9-29-96	Pitt	L	16-30
10-20-96	Hou	W	23-13
9-28-97	Pitt	L	24-37
12-21-97	Tenn	W	16-6
11-1-98	Pitt	W	41-31
11-15-98	Tenn	W	23-14
11-21-99	Tenn	W	16-10
1-2-00	Pitt	W	47-36
9-24-00	Pitt	W	23-20
11-5-00	Tenn	W	9-7
10-29-01	Pitt	L	7-34
11-25-01	Tenn	L	24-34
11-17-02	Tenn	W	31-23
<b>1-11-03</b>	<b>Tenn</b>	<b>W</b>	<b>34-31 OT (Div)</b>
9-28-03	Pitt	W	30-13

**Total Points:** Titans 1,406, Steelers 1,710  
**Longest Win Streak:** 7 (1997-00)  
**Longest Losing Streak:** 5 (last 1994-96)  
**At Nissan Stadium:** 6-4  
**At Heinz Field:** 2-6  
**Series Sweeps:** Titans (1987, 89, 93, 98, 99, 00); Steelers (1972, 73, 75, 76, 83, 85, 86, 92, 94, 95, 01)





## vs. SAN FRANCISCO 49ERS

Regular Season: 6-9 (Home 3-5, Away 3-4) • Playoffs: 0-0

Date	Site	W/L	Score
11-15-70	Hou	L	20-30
12-7-75	SF	W	27-13
9-17-78	Hou	W	20-19
12-13-81	SF	L	6-28
10-21-84	Hou	L	21-34
11-8-87	SF	L	20-27

Date	Site	W/L	Score
10-7-90	Hou	L	21-24
12-25-93	SF	W	10-7
10-27-96	Hou	L	9-10
10-3-99	SF	L	22-24
11-27-05	Tenn	W	33-22
11-8-09	SF	W	34-27

Date	Site	W/L	Score
10-20-13	Tenn	L	17-31
12-17-17	SF	L	23-25
12-23-21	Tenn	W	20-17

**Total Points:** Titans 303, 49ers 338  
**Longest Win Streak:** 2 (1975-78, 2005-09)  
**Longest Losing Streak:** 4 (1981-90)  
**At Nissan Stadium:** 2-1  
**At Candlestick Park:** 3-3  
**At Levi's Stadium:** 0-1



## vs. SEATTLE SEAHAWKS

Regular Season: 7-10 (Home 4-3, Away 3-7) • Playoffs: 1-0 (Home 1-0, Away 0-0)

Date	Site	W/L	Score
11-20-77	Sea	W	22-10
10-21-79	Sea	L	14-34
10-5-80	Hou	L	7-26
10-11-81	Hou	W	35-17
9-19-82	Hou	W	23-21
1-3-88	Hou	W	23-20 OT (WC)

Date	Site	W/L	Score
11-13-88	Sea	L	24-27
12-2-90	Sea	L	10-13 OT
11-7-93	Hou	W	24-14
12-11-94	Hou	L	14-16
11-3-96	Sea	L	16-23
10-5-97	Sea	L	13-16

Date	Site	W/L	Score
11-29-98	Sea	L	18-20
12-18-05	Tenn	L	24-28
1-3-10	Sea	W	17-13
10-13-13	Sea	L	13-20
9-24-17	Tenn	W	33-27
9-19-21	Sea	W	33-30 OT

**Total Points:** Titans 363, Seahawks 375  
**Longest Win Streak:** 3 (1981-87)  
**Longest Losing Streak:** 5 (1994-05)  
**At Nissan Stadium:** 1-1  
**At CenturyLink Field:** 1-1  
**At Lumen Field:** 1-0



## vs. TAMPA BAY BUCCANEERS

Regular Season: 10-2 (Home 8-0, Away 2-2) • Playoffs: 0-0

Date	Site	W/L	Score
9-12-76	Hou	W	20-0
10-19-80	Hou	W	20-14
11-27-83	TB	L	24-33
12-10-89	Hou	W	20-17
10-29-95	Hou	W	19-7
11-8-98	TB	W	31-22

Date	Site	W/L	Score
10-14-01	Tenn	W	31-28 OT
12-28-03	Tenn	W	33-13
10-14-07	TB	L	10-13
11-27-11	Tenn	W	23-17
9-13-15	TB	W	42-14
10-27-19	Tenn	W	27-23

**Total Points:** Titans 300, Buccaneers 201  
**Longest Win Streak:** 5 (1989-03)  
**Longest Losing Streak:** 1 (1983, 2007)  
**At Nissan Stadium:** 4-0  
**At Raymond James Stadium:** 2-1



## vs. WASHINGTON COMMANDERS

Regular Season: 7-6 (Home 4-2, Away 3-4) • Playoffs: 0-0

Date	Site	W/L	Score
10-10-71	Wash	L	13-22
10-19-75	Hou	W	13-10
9-2-79	Wash	W	29-27
9-15-85	Wash	L	16-13
10-30-88	Hou	W	41-17
11-3-91	Wash	L	13-16 OT

Date	Site	W/L	Score
10-19-97	Tenn	W	28-14
10-30-00	Wash	W	27-21
10-6-02	Tenn	L	14-31
10-15-06	Wash	W	25-22
11-21-10	Tenn	L	16-19 OT
10-20-14	Wash	L	17-19

Date	Site	W/L	Score
12-22-18	Tenn	W	25-16

**At Nissan Stadium:** 1-2  
**At FedEx Field:** 2-1

**Total Points:** Titans 258, Washington 231  
**Longest Win Streak:** 2 (last 1997-00)  
**Longest Losing Streak:** 2 (2010-14)



## TITANS ALL-TIME FIRST-ROUND DRAFT PICKS

Year	Pick	Player	Pos.	College	Year	Pick	Player	Pos.	College
2022	18	Treyton Burks	WR	Arkansas	1986	3	Jim Everett	QB	Purdue
2021	22	Caleb Farley	CB	Virginia Tech	1985	3	Ray Childress	DE	Texas A&M
2020	29	Isaiah Wilson	T	Georgia		11	Richard Johnson	DB	Wisconsin
2019	19	Jeffery Simmons	DT	Mississippi State	1984	2	Dean Steinkuhler	T	Nebraska
2018	22	Rashaan Evans	LB	Alabama	1983	9	Bruce Matthews	G	Southern California
2017	5	Corey Davis	WR	Western Michigan	1982	8	Mike Munchak	G	Penn State
	18	Adoree' Jackson	CB	Southern California	1981		(none)		
2016	8	Jack Conklin	T	Michigan State	1980		(none)		
2015	2	Marcus Mariota	QB	Oregon	1979		(none)		
2014	11	Taylor Lewan	T	Michigan	1978	1	Earl Campbell	RB	Texas
2013	10	Chance Warmack	G	Alabama	1977	11	Morris Towns	T	Missouri
2012	20	Kendall Wright	WR	Baylor	1976		(none)		
2011	8	Jake Locker	QB	Washington	1975	6	Robert Brazile	LB	Jackson State
2010	16	Derrick Morgan	DE	Georgia Tech		15	Don Hardeman	RB	Texas A&M-Kingsville
2009	30	Kenny Britt	WR	Rutgers	1974		(none)		
2008	24	Chris Johnson	RB	East Carolina	1973	1	John Matuszak	DE	Tampa
2007	19	Michael Griffin	DB	Texas		14	George Amundson	RB	Iowa State
2006	3	Vince Young	QB	Texas	1972	6	Greg Sampson	DE	Stanford
2005	6	Pacman Jones	CB	West Virginia	1971	3	Dan Pastorini	QB	Santa Clara
2004		(none)			1970	14	Doug Wilkerson	G	North Carolina Central
2003	28	Andre Woolfolk	CB	Oklahoma	1969	15	Ron Pritchard	LB	Arizona State
2002	15	Albert Haynesworth	DT	Tennessee	1968		(none)		
2001		(none)			1967	5	George Webster	LB	Michigan State
2000	30	Keith Bulluck	LB	Syracuse		23	Tom Regner	G	Notre Dame
1999	16	Jevon Kearse	DE	Florida	1966		Tommy Nobis	LB	Texas
1998	16	Kevin Dyson	WR	Utah	1965		Lawrence Elkins	TE	Baylor
1997	18	Kenny Holmes	DE	Miami (Fla.)	1964		Scott Appleton	DT	Texas
1996	14	Eddie George	RB	Ohio State	1963		Danny Brabham	LB	Arkansas
1995	3	Steve McNair	QB	Alcorn State	1962		Ray Jacobs	DT	Howard Payne
1994	26	Henry Ford	DE	Arkansas	1961		Mike Ditka	TE	Pittsburgh
1993	13	Brad Hopkins	T	Illinois	1960		Billy Cannon	HB	Louisiana State
1992		(none)							
1991		(none)							
1990	15	Lamar Lathon	LB	Houston					
1989	23	David Williams	T	Florida					
1988	22	Lorenzo White	RB	Michigan State					
1987	3	Alonzo Highsmith	RB	Miami (Fla.)					
	20	Haywood Jeffries	WR	North Carolina State					



*The Titans drafted Jeffery Simmons in the first round of the 2019 NFL Draft.*



## 1999-2021 DRAFT SELECTIONS

## 2022

Rd.	Pick	Player	Pos.	College
1a	18	Treyton Burks	WR	Arkansas
1b	26	(Traded to N.Y. Jets)		
2a	35	Roger McCreary	CB	Auburn
2b	58	(Traded to Atlanta)		
3a	69	Nicholas Petit-Frere	OL	Ohio State
3b	86	Malik Willis	QB	Liberty
3c	90	(Traded to Las Vegas)		
3d	101	(Traded to N.Y. Jets)		
4a	131	Hassan Haskins	RB	Michigan
4b	143	Chig Okonkwo	TE	Maryland
5a	163	Kyle Philips	WR	UCLA
5b	169	(Traded to Las Vegas)		
6a	204	Theo Jackson	S	Tennessee
6b	219	Chance Campbell	LB	Mississippi
7	247	(Traded to Miami)		

## Draft Notes

General Manager: Jon Robinson

- 4b, 6b – Awarded as a compensatory selections
- 1a, 3d – Picks acquired from Philadelphia for WR A.J. Brown
- 2b – Pick traded with a fourth-round pick in 2023 to Atlanta for WR Julio Jones and a sixth-round pick in 2023
- 2a, 3a, 5a – Picks acquired from N.Y. Jets for 1b, 3d
- 3b – Pick acquired from Las Vegas for 3c and 5b
- 7 – Pick traded with T Isaiah Wilson to Miami in 2021 (see 2021 7a)

## 2021

Rd.	Pick	Player	Pos.	College
1	22	Caleb Farley	CB	Virginia Tech
2	53	Dillon Radunz	T	North Dakota State
3a	85	(Traded to Green Bay)		
3b	92	Monty Rice	ILB	Georgia
3c	100	Elijah Molden	CB	Washington
4a	109	Dez Fitzpatrick	WR	Louisville
4b	126	(Traded to Carolina)		
4c	135	Rashad Weaver	OLB	Pittsburgh
5	166	(Traded to Carolina)		
6a	185	(Traded to L.A. Chargers)		
6b	205	Racey McMath	WR	Louisiana State
6c	215	Brady Breeze	S	Oregon
7a	232	(Traded to Carolina)		
7b	249	(Traded to L.A. Rams)		

## Draft Notes

General Manager: Jon Robinson

- 3b, 4c – Picks acquired from Green Bay for 3a
- 3c – Awarded as a compensatory selection
- 4a – Pick acquired from Carolina for 4b, 5 and 7a
- 6a – Pick acquired from Jacksonville in 2020 for OLB Kamalei Correa and 7b; traded to L.A. Chargers in 2020 for CB Desmond King II
- 6c – Pick acquired from Kansas City in 2020 (see 2020, 7b)
- 7a – Pick acquired from Miami for T Isaiah Wilson and a seventh-round choice in 2022; traded with 4b and 5 to Carolina for 4a
- 7b – Pick and OLB Kamalei Correa traded to Jacksonville in 2020 for 6a

## 2020

Rd.	Pick	Player	Pos.	College
1	29	Isaiah Wilson	T	Georgia
2	61	Kristian Fulton	CB	Louisiana State
3	93	Darrynton Evans	RB	Appalachian State
4	135	(Traded to Miami)		
5	174	Larrell Murchison	DL	North Carolina State
6	208	(Traded to Green Bay)		
7a	224	Cole McDonald	QB	Hawaii
7b	237	(Traded to Kansas City)		
7c	243	Chris Jackson	DB	Marshall

## Draft Notes

General Manager: Jon Robinson

- 4 – Pick traded to Miami in 2019 (see 2019, 6a)

- 6 – Pick traded to Green Bay in 2019 for OLB Reggie Gilbert
- 7a – Pick acquired in a 2019 trade with Cleveland for WR Taywan Taylor
- 7b – Pick acquired in a trade with Denver for DT Jurrell Casey and then traded to Kansas City for a sixth-round choice in 2021

## 2019

Rd.	Pick	Player	Pos.	College
1	19	Jeffery Simmons	DT	Mississippi State
2	51	A.J. Brown	WR	Mississippi
3	82	Nate Davis	OL	Charlotte
4a	116	Amani Hooker	DB	Iowa
4b	121	(Traded to N.Y. Jets)		
5a	157	(Traded to N.Y. Jets)		
5b	168	D'Andre Walker	OLB	Georgia
6a	188	David Long	LB	West Virginia
6b	191	(Traded to Baltimore)		
7	233	(Traded to Miami)		

## Draft Notes

General Manager: Jon Robinson

- 4a, 5b – Picks acquired in a trade with N.Y. Jets for 4b and 5a
- 6a – Pick and QB Ryan Tannehill acquired in a trade with Miami for a seventh-round pick (233 overall) and a fourth-round pick in 2020
- 6b – Pick acquired in a trade with Baltimore for LB Kamalei Correa

## 2018

Rd.	Pick	Player	Pos.	College
1a	22	Rashaan Evans	LB	Alabama
1b	25	(traded to Baltimore)		
2a	41	Harold Landry	OLB	Boston College
2b	57	(traded to Oakland)		
3	89	(traded to Oakland)		
4	125	(traded to Baltimore)		
5a	152	Dane Cruikshank	DB	Arizona
5b	162	(traded to Baltimore)		
6a	199	Luke Falk	QB	Washington State
6b	215	(acquired from Baltimore and traded back to Baltimore)		
7	243	(traded to Kansas City)		

## Draft Notes

General Manager: Jon Robinson

- 1a, 6b – Picks acquired in a trade with Baltimore for 1b and 4 (6b later traded back to Baltimore)
- 2a – Pick acquired in a trade with Oakland for 2b and 3
- 5a – Pick acquired in a trade with Baltimore for 5b and 6b (6b originally traded from Baltimore to Tennessee before being traded back to Baltimore)
- 7 – Pick traded to Kansas City in 2017 for defensive lineman David King

## 2017

Rd.	Pick	Player	Pos.	College
1a	5	Corey Davis	WR	Western Michigan
1b	18	Adoree' Jackson	CB	Southern California
2	52	(traded to Cleveland)		
3a	72	Taywan Taylor	WR	Western Kentucky
3b	83	(traded to New England)		
3c	100	Jonnu Smith	TE	Florida International
4	124	(Traded to New England)		
5a	155	Jayon Brown	LB	UCLA
5b	164	(Traded to Philadelphia)		
6a	200	(Traded to N.Y. Giants)		
6b	203	(Traded to Denver)		
6c	207	(Traded to Cincinnati)		
6d	214	(Traded to Philadelphia)		
6e	217	Corey Levin	OL	Chattanooga
7a	227	Josh Carraway	OLB	Texas Christian
7b	236	Brad Seaton	T	Villanova
7c	241	Khalfani Muhammad	RB	California

## Draft Notes

General Manager: Jon Robinson

- 2 – Pick traded to Cleveland during 2016 draft (see 2016, 1b)
- 3a, 6a – Picks acquired in a trade with New England for 3b and 4

## 1999-2021 DRAFT SELECTIONS

- 3c – Compensatory selection; acquired in a trade with the Los Angeles Rams during the 2016 draft (see 2016, 1a)
- 5a – Pick acquired in a trade with Philadelphia for 5b, 6d
- 6b – Pick traded to Denver during 2016 draft (see 2016, 5b)
- 6c, 7c – Picks acquired in a trade with the N.Y. Giants for 6a
- 6d – Pick acquired in a trade with Atlanta in 2015 (see 2016, 6c)
- 6e, 7a – Picks acquired in a trade with Cincinnati for 6c

### 2016

Rd.	Pick	Player	Pos.	College
1a	1	(traded to Los Angeles Rams)		
1b	8	Jack Conklin	T	Michigan State
1c	15	(traded to Cleveland)		
2a	33	Kevin Dodd	OLB	Clemson
2b	43	Austin Johnson	DL	Penn State
2c	45	Derrick Henry	RB	Alabama
3a	64	Kevin Byard	S	Middle Tennessee State
3b	76	(traded to Cleveland)		
4a	100	(traded to Philadelphia)		
4b	113	(traded to Los Angeles Rams)		
5a	140	Tajae Sharpe	WR	Massachusetts
5b	157	LeShaun Sims	CB	Southern Utah
6a	176	(traded to Denver)		
6b	177	(traded to Los Angeles Rams)		
6c	193	Sebastian Tretola	G	Arkansas
7a	222	Aaron Wallace	OLB	UCLA
7b	253	Kalan Reed	CB	Southern Mississippi

#### Draft Notes

General Manager: Jon Robinson

- 1b, 6a – Picks acquired in a trade with Cleveland for 1c, 3b and a 2017 second-round choice
- 1c, 2b, 2c, 3b – Picks and 2017 first-round and third-round choices acquired in a trade with the L.A. Rams for 1a, 4b and 6b
- 4b – Pick acquired in a trade with Philadelphia for 4a and RB DeMarco Murray
- 5b, 7b – Picks acquired in a trade with Denver for 6a and a 2017 sixth-round choice
- 6c – Pick and a 2017 sixth-round choice acquired in 2015 from Atlanta for G Andy Levitre.

### 2015

Rd.	Pick	Player	Pos.	College
1	2	Marcus Mariota	QB	Oregon
2a	33	(traded to New York Giants)		
2b	40	Dorial Green-Beckham	WR	Oklahoma
3	66	Jeremiah Poutasi	OL	Utah
4a	100	Angelo Blackson	DE	Auburn
4b	108	Jalston Fowler	FB	Alabama
5	138	David Cobb	RB	Minnesota
6a	177	Deiontrez Mount	OLB	Louisville
6b	208	Andy Gallik	C	Boston College
7a	219	(traded to New England)		
7b	245	Tre McBride	WR	William & Mary

#### Draft Notes

General Manager: Ruston Webster

- 2b, 4b, 7 – Picks acquired from New York Giants for 2a.
- 6b – Pick acquired in 2014 from New England for LB Akeem Ayers and 7a.

### 2014

Rd.	Pick	Player	Pos.	College
1	11	Taylor Lewan	T	Michigan
2a	42	(traded to Philadelphia)		
2b	54	Bishop Sankey	RB	Washington
3	77	(traded to San Francisco)		
4a	112	DaQuan Jones	DL	Penn State
4b	122	Marqueston Huff	DB	Wyoming
5	151	Avery Williamson	LB	Kentucky
6a	178	Zach Mettenberger	QB	Louisiana State
6b	186	(traded to Washington)		

7 228 (traded to Washington)

#### Draft Notes

General Manager: Ruston Webster

- 2b, 4b – Picks acquired in trade with Philadelphia for 2a.
- 3 – Pick traded to San Francisco during 2013 draft (see 2013, 2a).
- 6a – Pick acquired in trade with Washington for 6b and 7.

### 2013

Rd.	Pick	Player	Pos.	College
1	10	Chance Warmack	G	Alabama
2a	34	Justin Hunter	WR	Tennessee
2b	40	(traded to San Francisco)		
3a	70	Blidi Wreh-Wilson	CB	Connecticut
3b	97	Zaviar Gooden	LB	Missouri
4	107	Brian Schwenke	C	California
5	142	Lavar Edwards	DE	Louisiana State
6a	176	(traded to Minnesota)		
6b	202	Khalid Wooten	CB	Nevada
7a	216	(traded to San Francisco)		
7b	248	Daimion Stafford	S	Nebraska

#### Draft Notes

General Manager: Ruston Webster

- 2a – Pick acquired in trade with San Francisco for 2b, 7a and a third-round pick in 2014.
- 6a – Pick traded to Minnesota in 2012 for a seventh-round pick in 2012.
- 3b, 6b, 7b – Awarded as compensatory selections

### 2012

Rd.	Pick	Player	Pos.	College
1	20	Kendall Wright	WR	Baylor
2	52	Zach Brown	LB	North Carolina
3	82	Mike Martin	DT	Michigan
4	115	Coty Sensabaugh	CB	Clemson
5a	145	Taylor Thompson	TE	Southern Methodist
5b	155	(traded to Miami)		
6	190	Markelle Martin	S	Oklahoma State
7a	211	Scott Solomon	DE	Rice
7b	227	(traded to Miami)		

#### Draft Notes

General Manager: Ruston Webster

- 5a – Pick acquired in trade with Miami for 5b and 7b
- 7a – Pick acquired in trade with Minnesota for a sixth-round choice in 2013

### 2011

Rd.	Pick	Player	Pos.	College
1	8	Jake Locker	QB	Washington
2	39	Akeem Ayers	LB	UCLA
3	77	Jurrell Casey	DT	Southern California
4a	109	Colin McCarthy	LB	Miami (Fla.)
4b	130	Jamie Harper	RB	Clemson
5	142	Karl Klug	DL	Iowa
6	175	Byron Stingily	T	Louisville
7a	212	Zach Clayton	DT	Auburn
7b	251	Tommie Campbell	DB	California (Pa.)

#### Draft Notes

General Manager: Mike Reinfeldt

- 4b, 7b – Awarded as compensatory selections

## 1999-2021 DRAFT SELECTIONS

## 2010

Rd.	Pick	Player	Pos.	College
1	16	Derrick Morgan	DE	Georgia Tech
2	47	(traded to New England)		
3a	77	Damian Williams	WR	Southern California
3b	97	Rennie Curran	LB	Georgia
4a	104	Alterraun Verner	CB	UCLA
4b	111	(traded to Seattle)		
5	148	Robert Johnson	S	Utah
6a	176	Rusty Smith	QB	Florida Atlantic
6b	185	(traded to Seattle)		
6c	207	Myron Rolle	S	Florida State
7a	222	Marc Mariani	WR	Montana
7b	241	David Howard	DT	Brown

**Draft Notes**

General Manager: Mike Reinfeldt

- 3b, 6c, 7b – Awarded as compensatory selections
- 2 – Traded to New England in 2009 (see 2009 3a)
- 4a, 6a – Picks acquired in trade with Seattle for RB LenDale White, DT Kevin Vickerson, 4b and 6b

## 2009

Rd.	Pick	Player	Pos.	College
1	30	Kenny Britt	WR	Rutgers
2	62	Sen'Derrick Marks	DT	Auburn
3a	89	Jared Cook	TE	South Carolina
3b	94	Ryan Mouton	CB	Hawaii
4a	130	Gerald McRath	LB	Southern Mississippi
4b	135	Troy Kropog	T/G	Tulane
5a	166	(Traded to Dallas)		
5b	173	Javon Ringer	RB	Michigan State
6a	203	Jason McCourty	CB	Rutgers
6b	206	Dominique Edison	WR	Stephen F. Austin
7a	239	Ryan Durand	G	Syracuse
7b	242	Nick Schommer	S	North Dakota State

**Draft Notes**

General Manager: Mike Reinfeldt

- 4b, 5b, 6b, 7b – Awarded as compensatory selections
- 3a – Pick acquired in trade with New England for second round pick in 2010
- 5a – Pick traded to Dallas (see 2008 4c)

## 2008

Rd.	Pick	Player	Pos.	College
1	24	Chris Johnson	RB	East Carolina
2	54	Jason Jones	DL	Eastern Michigan
3	85	Craig Stevens	TE	California
4a	103	William Hayes	DE	Winston-Salem State
4b	124	(Traded to Washington)		
4c	126	Lavelle Hawkins	WR	California
4d	134	Stanford Keglar	LB	Purdue
5	157	(Traded to Washington)		
6	189	(Traded to Seattle)		
7	229	Cary Williams	CB	Washburn

**Draft Notes**

General Manager: Mike Reinfeldt

- 4d – Awarded as compensatory selection
- 4a – Pick acquired in trade with Washington for fourth round pick (#124 overall) and fifth round pick (#157 overall).
- 4b – Traded to Washington (see 4a)
- 4c – Pick acquired in trade with Dallas for Pacman Jones
- 5 – Pick traded to Washington (see 4a)
- 6 – Pick traded to Seattle for Bryce Fisher

## 2007

Rd.	Pick	Player	Pos.	College
1	19	Michael Griffin	S	Texas
2	50	Chris Henry	RB	Arizona
3	80	Paul Williams	WR	Fresno State
4a	115	Leroy Harris	G/C	North Carolina State
4b	128	Chris Davis	WR	Florida State
5	152	Antonio Johnson	DT	Mississippi State
6a	188	Joel Filani	WR	Texas Tech
6b	204	Jacob Ford	DE	Central Arkansas
6c	206	Ryan Smith	CB	Florida
7	223	Mike Otto	T	Purdue

**Draft Notes**

General Manager: Mike Reinfeldt

- 4b – Pick acquired in trade with Baltimore for Steve McNair in 2006.
- 6b – Pick acquired in trade with San Diego for Billy Volek in 2006.
- 6c – Pick acquired in trade with Indianapolis for seventh round pick (#238 overall) in 2006. That selection was originally obtained from Indianapolis for Rocky Calmus.

## 2006

Rd.	Pick	Player	Pos.	College
1	3	Vince Young	QB	Texas
2a	39	(Traded to Philadelphia)		
2b	45	LenDale White	RB	Southern California
3	70	(Traded to Buffalo)		
4a	102	Calvin Lowry	S	Penn State
4b	116	Stephen Tulloch	LB	North Carolina State
5a	137	Terna Nande	LB	Miami (Ohio)
5b	169	Jesse Mahelona	DT	Tennessee
6	172	Jonathan Orr	WR	Wisconsin
7a	215	Cortland Finnegan	CB	Samford
7b	238	(Traded to Indianapolis)		
7c	245	Spencer Toone	LB	Utah
7d	246	Quinton Ganther	RB	Utah

**Draft Notes**

General Manager: Floyd Reese

- 5b, 7c and 7d – awarded as compensatory selections
- 2a – Pick traded to Philadelphia (see 2b)
- 2b – Pick acquired from Philadelphia along with 2006 fourth round pick (116 overall) for the Titans second round pick (39 overall)
- 3 – Pick traded to Buffalo for RB Travis Henry in 2005
- 7b – Pick acquired from Indianapolis for LB Rocky Calmus in 2005 and traded back to Indianapolis for sixth round selection in 2007

## 2005

Rd.	Pick	Player	Pos.	College
1	6	Adam Jones	CB	West Virginia
2a	37	(Traded to Detroit)		
2b	41	Michael Roos	T	Eastern Washington
3a	68	Courtney Roby	WR	Indiana
3b	96	Brandon Jones	WR	Oklahoma
4a	108	Vincent Fuller	S	Virginia Tech
4b	113	David Stewart	T	Mississippi State
4c	136	Roydell Williams	WR	Tulane
5a	142	Damien Nash	RB	Missouri
5b	150	Daniel Loper	T	Texas Tech
6	179	Bo Scaife	TE	Texas
7	218	Reynaldo Hill	CB	Florida

**Draft Notes**

General Manager: Floyd Reese

- 3b and 4c – awarded as compensatory selections
- 2a – Pick traded to Detroit (see 2b)
- 2b – Pick acquired from Detroit along with 2005 fourth round pick (113 overall) for the Titans second round pick (37 overall)
- 4b – Pick acquired from Detroit (see 2b)
- 5b – Pick acquired from Kansas City for DE Carlos Hall



## 1999-2021 DRAFT SELECTIONS

## 2004

Rd.	Pick	Player	Pos.	College
1	27	(Traded to Houston)		
2a	40	Ben Troupe	TE	Florida
2b	42	Travis LaBoy	DE	Hawaii
2c	57	Antwan Odom	DE	Alabama
3a	71	Randy Starks	DT	Maryland
3b	92	Rich Gardner	CB	Penn State
4a	103	Bo Schobel	DE	Texas Christian
4b	124	Michael Waddell	CB	North Carolina
5a	138	Jacob Bell	G	Miami (Ohio)
5b	159	(Traded to Houston)		
5c	165	Robert Reynolds	LB	Ohio State
6	191	Troy Fleming	RB	Tennessee
7a	230	Jared Clauss	DT	Iowa
7b	239	Eugene Amano	C	S.E. Missouri State
7c	241	Sean McHugh	TE	Penn State

## Draft Notes

General Manager: Floyd Reese

- 5c, 7b, 7c – awarded as compensatory selections
- 1 – Pick traded to Houston (see 2a)
- 2a – Pick acquired from Houston along with 2004 third round pick (71 overall), fourth round pick (103 overall) and fifth round pick (138 overall) for the Titans 2004 first round pick (27 overall) and fifth round pick (159 overall)
- 2b – Pick acquired from New York Jets for WR Justin McCariens
- 3a – Pick acquired in Houston trade (see 2a)
- 4a – Pick acquired in Houston trade (see 2a)
- 5a – Pick acquired in Houston trade (see 2a)
- 5b – Pick traded to Houston (see 2a)

## 2003

Rd.	Pick	Player	Pos.	College
1	28	Andre Woolfolk	CB	Oklahoma
2	60	Tyrone Calico	WR	Middle Tennessee State
3	93	Chris Brown	RB	Colorado
4	126	Rien Long	DT	Washington State
5a	154	Donnie Nickey	S	Ohio State
5b	164	(Traded to New England)		
6	201	(Traded to New England)		
7a	225	Todd Williams	T	Florida State
7b	243	(Traded to New England)		

## Draft Notes

General Manager: Floyd Reese

- 5a – Pick acquired from New England along with 2003 seventh round pick (225 overall) for the Titans 2003 fifth round pick (164 overall), sixth round pick (201 overall) and seventh round pick (243 overall)
- 5b – Pick traded to New England (see 5a)
- 6 – Pick traded to New England (see 5a)
- 7a – Pick acquired in New England trade (see 5a)
- 7b – Pick traded to New England (see 5a)

## 2002

Rd.	Pick	Player	Pos.	College
1a	14	(Traded to N.Y. Giants)		
1b	15	Albert Haynesworth	DT	Tennessee
2	45	Tank Williams	S	Stanford
3	77	Rocky Calmus	LB	Oklahoma
4a	110	Mike Echols	CB	Wisconsin
4b	115	Tony Beckham	CB	Wisconsin-Stout
4c	133	Rocky Boiman	LB	Notre Dame
5	151	Jake Schifino	WR	Akron
6	187	Justin Hartwig	G	Kansas
7a	225	Darrell Hill	WR	Northern Illinois

7b 240 Carlos Hall DE Arkansas

## Draft Notes

General Manager: Floyd Reese

- 4c – awarded as compensatory selection
- 1a – Pick traded to N.Y. Giants (see 1b)
- 1b – Pick acquired from the New York Giants along with 2002 fourth round pick (115 overall) for the Titans 2002 first round pick (14 overall)
- 4b – Pick acquired in Giants trade (see 1b)
- 7b – Pick acquired from Green Bay for DT Rod Walker

## 2001

Rd.	Pick	Player	Pos.	College
1	29	(Traded to St. Louis)		
2	60	Andre Dyson	CB	Utah
3	90	Shad Meier	TE	Kansas State
4	124	Justin McCareins	WR	Northern Illinois
5	159	Eddie Berlin	WR	Northern Iowa
6a	192	Dan Alexander	RB	Nebraska
6b	199	Adam Haayer	T	Minnesota
7a	229	(Traded to Oakland)		
7b	232	Keith Adams	LB	Clemson

## Draft Notes

General Manager: Floyd Reese

- 6b, 7b – awarded as compensatory selections
- 1 – Pick traded to St. Louis for DE Kevin Carter
- 7a – Pick traded to Oakland for C Gennaro DiNapoli

## 2000

Rd.	Pick	Player	Pos.	College
1	30	Keith Bulluck	LB	Syracuse
3a	68	Erron Kinney	TE	Florida
3b	93	Byron Frisch	DE	Brigham Young
4a	124	Bobby Myers	S	Wisconsin
4b	128	Peter Sirmon	LB	Oregon
5a	135	Aric Morris	S	Michigan State
5b	160	Frank Chamberlin	LB	Boston College
6	197	Robaire Smith	DE	Michigan State
7a	213	Mike Green	RB	Houston
7b	237	Wes Shivers	T	Mississippi State

## Draft Notes

General Manager: Floyd Reese

- 4b – awarded as compensatory selection
- 7a – Pick acquired from Chicago for LB Lemanski Hall

## 1999

Rd.	Pick	Player	Pos.	College
1	16	Jevon Kearse	DE	Florida
2a	46	(Traded to New England)		
2b	52	John Thornton	DT	West Virginia
3	81	Zach Piller	G	Florida
4a	114	Brad Ware	S	Auburn
4b	117	Donald Mitchell	CB	Southern Methodist
5	151	Kevin Daft	QB	California-Davis
6	186	Darran Hall	WR	Colorado State
7	222	Phil Glover	LB	Utah

## Draft Notes

General Manager: Floyd Reese

- 2a – Pick traded to New England (see 2b)
- 2b – Pick acquired from New England along with 1999 fourth round pick (117 overall) for Titans 1999 second round pick (46 overall)
- 4b – Pick acquired in New England trade (see 2b)

## TITANS TRADE HISTORY SINCE 1997

### 2022 TRADES

Trade Date/Teams	Compensation	Overall	Player Selected	Note
<b>1. March 23, 2022</b>				
Tennessee Receives:	Player:		WR Robert Woods	
L.A. Rams Receive:	Draft Choice:		Round 6, 2023	
<b>2. April 28, 2022 (Draft Day Trade)</b>				
Tennessee Receives:	Draft Choice:	Round 1, 2022	#18 WR Treyton Burks	Pick originally from New Orleans
	Draft Choice:	Round 3, 2022	#101 TE Jeremy Ruckert	Pick originally a New Orleans compensatory selection; traded to NY Jets
Philadelphia Receives:	Player:		WR A.J. Brown	
<b>3. April 28, 2022 (Draft Day Trade)</b>				
Tennessee Receives:	Draft Choice:	Round 2, 2022	#35 CB Roger McCreary	
	Draft Choice:	Round 3, 2022	#69 OL Nicholas Petit-Frere	
	Draft Choice:	Round 5, 2022	#163 WR Kyle Philips	Pick originally from Pittsburgh
N.Y. Jets Receive:	Draft Choice:	Round 1, 2022	#26 OLB Jermaine Johnson	
	Draft Choice:	Round 3, 2022	#101 TE Jeremy Ruckert	Pick originally a New Orleans compensatory selection
<b>4. April 29, 2022 (Draft Day Trade)</b>				
Tennessee Receives:	Draft Choice:	Round 3, 2022	#86 QB Malik Willis	
Las Vegas Receives:	Draft Choice:	Round 3, 2022	#90 G Dylan Parham	
	Draft Choice:	Round 5, 2022	#169 RB Ty Chandler	Pick traded to Minnesota
<b>5. Aug. 17, 2022</b>				
Tennessee Receives:	Player:		S Tyree Gillespie	
Las Vegas Receives:	Draft Choice:		Round 7, 2024 Conditional draft choice	
<b>6. Aug. 24, 2022</b>				
Tennessee Receives:	Player:		DB Ugo Amadi	
	Draft Choice:		Round 7, 2024	
Philadelphia Receives:	Draft Choice:		Round 6, 2024	
<b>7. Aug. 29, 2022</b>				
Tennessee Receives:	Player:		OL Dennis Daley	
	Draft Choice:		Round 7, 2024	
Carolina Receives:	Draft Choice:		Round 5, 2024	

### 2021 TRADES

Trade Date/Teams	Compensation	Overall	Player Selected	Note
<b>1. March 17, 2021</b>				
Tennessee Receives:	Draft Choice:	Round 7, 2021	#232 DT Phil Hoskins	Pick originally from Atlanta; traded to Carolina
Miami Receives:	Player:		T Isaiah Wilson	
	Draft Choice:	Round 7, 2022	#247 QB Skylar Thompson	
<b>2. April 30, 2021 (Draft Day Trade)</b>				
Tennessee Receives:	Draft Choice:	Round 3, 2021	#92 ILB Monty Rice	
	Draft Choice:	Round 4, 2021	#135 OLB Rashad Weaver	
Green Bay Receives:	Draft Choice:	Round 3, 2021	#85 WR Amari Rodgers	
<b>3. May 1, 2021 (Draft Day Trade)</b>				
Tennessee Receives:	Draft Choice:	Round 4, 2021	#109 WR Dez Fitzpatrick	Pick originally from Houston
Carolina Receives:	Draft Choice:	Round 4, 2021	#126 RB Chuba Hubbard	
	Draft Choice:	Round 5, 2021	#166 DB Keith Taylor	
	Draft Choice:	Round 7, 2021	#232 DT Phil Hoskins	Pick originally from Atlanta through Miami
<b>4. June 6, 2021</b>				
Tennessee Receives:	Player:		WR Julio Jones	
	Draft Choice:		Round 6, 2023	
Atlanta Receives:	Draft Choice:		Round 2, 2022	
	Draft Choice:		#58 LB Troy Andersen	Conditional

### 2020 TRADES

Trade Date/Teams	Compensation	Overall	Player Selected	Note
<b>1. March 19, 2020</b>				
Tennessee Receives:	Draft Choice:	Round 7, 2020	#237 CB Thakarius Keyes	Pick originally from New England; traded to Kansas City

## TITANS TRADE HISTORY SINCE 1997

Denver Receives:      Player:      DT Jurrell Casey

### 2. April 25, 2020 (Draft Day Trade)

Tennessee Receives:      Draft Choice:      Round 6, 2021      #215      S Brady Breeze  
 Kansas City Receives:      Draft Choice:      Round 7, 2020      #237      CB Thakarius Keyes      Pick originally from New England through Denver

### 3. Oct. 14, 2020

Tennessee Receives:      Draft Choice:      Round 6, 2021      #185      LB Nick Niemann      Pick traded to L.A. Chargers  
 Jacksonville Receives:      Draft Choice:      Round 7, 2021      #249      WR Ben Skowronek      Pick traded to L.A. Rams  
    Player:      OLB Kamalei Correa

### 4. Nov. 2, 2020

Tennessee Receives:      Player:      CB Desmond King II  
 L.A. Chargers Receive:      Draft Choice:      Round 6, 2021      #185      LB Nick Niemann      Pick originally from Jacksonville

## 2019 TRADES

Trade Date/Teams	Compensation	Overall	Player Selected	Note
<b>1. March 15, 2019</b>				
Tennessee Receives:	Player:	QB Ryan Tannehill		
	Draft Choice:	Round 6, 2019      #188	LB David Long	
Miami Receives:	Draft Choice:	Round 7, 2019      #233	RB Chandler Cox	
	Draft Choice:	Round 4, 2020      #135	G Kevin Dotson	Pick traded to Pittsburgh
<b>2. April 27, 2019 (Draft Day Trade)</b>				
Tennessee Receives:	Draft Choice:	Round 4, 2019      #116	DB Amani Hooker	Pick originally from Miami through New Orleans
	Draft Choice:	Round 5, 2019      #168	OLB D'Andre Walker	Pick originally from New Orleans
N.Y. Jets Receive:	Draft Choice:	Round 4, 2019      #121	TE Trevon Wesco	
	Draft Choice:	Round 5, 2019      #157	LB Blake Cashman	
<b>3. August 29, 2019</b>				
Tennessee Receives:	Player:	OLB Reggie Gilbert		
Green Bay Receives:	Draft Choice:	Round 6, 2020      #208	C Jake Hanson	
<b>4. August 31, 2019</b>				
Tennessee Receives:	Draft Choice:	Round 7, 2020      #224	QB Cole McDonald	
Cleveland Receives:	Player:	WR Taywan Taylor		

## 2018 TRADES

Trade Date/Teams	Compensation	Overall	Player Selected	Note
<b>1. April 26, 2018 (Draft Day Trade)</b>				
Tennessee Receives:	Draft Choice:	Round 1, 2018      #22	LB Rashaan Evans	Pick originally from Kansas City through Buffalo
	Draft Choice:	Round 6, 2018      #215	C Bradley Bozeman	Pick traded back to Baltimore
Baltimore Receives:	Draft Choice:	Round 1, 2018      #25	TE Hayden Hurst	
	Draft Choice:	Round 4, 2018      #125	DB Avonte Maddox	Pick traded to Philadelphia
<b>2. April 27, 2018 (Draft Day Trade)</b>				
Tennessee Receives:	Draft Choice:	Round 2, 2018      #41	OLB Harold Landry	
Oakland Receives:	Draft Choice:	Round 2, 2018      #57	DT P.J. Hall	
	Draft Choice:	Round 3, 2018      #89	T Joseph Noteboom	Pick traded to L.A. Rams
<b>3. April 28, 2018 (Draft Day Trade)</b>				
Tennessee Receives:	Draft Choice:	Round 5, 2018      #152	DB Dane Cruikshank	
Baltimore Receives:	Draft Choice:	Round 5, 2018      #162	WR Jordan Lasley	
	Draft Choice:	Round 6, 2018      #215	C Bradley Bozeman	Pick originally from Baltimore
<b>4. August 28, 2018</b>				
Tennessee Receives:	Player:	OLB Kamalei Correa		
Baltimore Receives:	Draft Choice:	Round 6, 2019	DB Marcus Epps	Pick traded to Minnesota

## 2017 TRADES

Trade Date/Teams	Compensation	Overall	Player Selected	Note
<b>1. April 28, 2017 (Draft Day Trade)</b>				
Tennessee Receives:	Draft Choice:	Round 3, 2017      #72	WR Taywan Taylor	Pick originally from Carolina
	Draft Choice:	Round 6, 2017      #200	T Adam Bisnowaty	Pick traded to N.Y. Giants; originally from Indianapolis

## TITANS TRADE HISTORY SINCE 1997

New England Receives: Draft Choice: Round 3, 2017 #83 DE Derek Rivers  
 Draft Choice: Round 4, 2017 #124 LB Jalen Reeves-Maybin Pick traded to Detroit

### 2. April 29, 2017 (Draft Day Trade)

Tennessee Receives: Draft Choice: Round 5, 2017 #155 LB Jayon Brown  
 Philadelphia Receives: Draft Choice: Round 5, 2017 #164 G Isaac Asiata Pick traded to Miami  
 Draft Choice: Round 6, 2017 #214 DT Elijah Qualls Pick originally from Atlanta

### 3. April 29, 2017 (Draft Day Trade)

Tennessee Receives: Draft Choice: Round 6, 2017 #207 DB Brandon Wilson Pick traded to Cincinnati  
 Draft Choice: Round 7, 2017 #241 RB Khalfani Muhammad  
 N.Y. Giants Receive: Draft Choice: Round 6, 2017 #200 T Adam Bisnowaty Pick originally from Indianapolis through New England

### 4. April 29, 2017 (Draft Day Trade)

Tennessee Receives: Draft Choice: Round 6, 2017 #217 OL Corey Levin Compensatory pick  
 Draft Choice: Round 7, 2017 #227 OLB Josh Carraway  
 Cincinnati Receives: Draft Choice: Round 6, 2017 #207 DB Brandon Wilson Pick originally from N.Y. Giants

### 5. Sept. 1, 2017

Tennessee Receives: Player: DE David King  
 Kansas City Receives: Draft Choice: Round 7, 2018 #243 DB Keion Crossen Conditional draft choice; traded to New England

## 2016 TRADES

Trade Date/Teams	Compensation	Overall	Player Selected	Note
<b>1. March 9, 2016</b>				
Tennessee Receives:	Player: RB DeMarco Murray			
	Draft Choice: Round 4, 2016 #113 LB Nick Kwiatkoski			Pick traded from Tennessee to Los Angeles to
Philadelphia Receives:	Draft Choice: Round 4, 2016 #100 QB Connor Cook			Pick traded from Philadelphia to Cleveland to Oakland Chicago
<b>2. April 14, 2016</b>				
Tennessee Receives:	Draft Choice: Round 1, 2016 #15 WR Corey Coleman			Pick traded from Tennessee to Cleveland
	Draft Choice: Round 2, 2016 #43 DL Austin Johnson			Pick originally from Philadelphia
	Draft Choice: Round 2, 2016 #45 RB Derrick Henry			
	Draft Choice: Round 3, 2016 #76 T Shon Coleman			Pick traded from Tennessee to Cleveland
	Draft Choice: Round 1, 2017 #5 WR Corey Davis			
	Draft Choice: Round 3, 2017 #100 TE Jonnu Smith			Compensatory pick
Los Angeles Receives:	Draft Choice: Round 1, 2016 #1 QB Jared Goff			
	Draft Choice: Round 4, 2016 #113 LB Nick Kwiatkoski			Pick originally from Philadelphia; traded from Los Angeles to Chicago
	Draft Choice: Round 6, 2016 #177 TE Temarrick Hemingway			
<b>3. April 28, 2016 (Draft Day Trade)</b>				
Tennessee Receives:	Draft Choice: Round 1, 2016 #8 T Jack Conklin			Pick originally from Miami through Philadelphia
	Draft Choice: Round 6, 2016 #176 RB Andy Janovich			Pick traded from Tennessee to Denver
Cleveland Receives:	Draft Choice: Round 1, 2016 #15 WR Corey Coleman			Pick originally from Los Angeles
	Draft Choice: Round 3, 2016 #76 T Shon Coleman			Pick originally from Los Angeles
	Draft Choice: Round 2, 2017 #52 QB DeShone Kizer			
<b>4. April 30, 2016 (Draft Day Trade)</b>				
Tennessee Receives:	Draft Choice: Round 5, 2016 #157 CB LeShaun Sims			Pick originally from N.Y. Jets
	Draft Choice: Round 7, 2016 #253 CB Kalan Reed			
Denver Receives:	Draft Choice: Round 6, 2016 #176 RB Andy Janovich			Pick originally from Cleveland
	Draft Choice: Round 6, 2017 #203 RB De'Angelo Henderson			
<b>5. Aug. 16, 2016</b>				
Tennessee Receives:	Player: G/T Dennis Kelly			
Philadelphia Receives:	Player: WR Dorial Green-Beckham			

## 2015 TRADES

Trade Date/Teams	Compensation	Overall	Player Selected	Note
<b>1. May 1, 2015 (Draft Day Trade)</b>				
Tennessee Receives:	Draft Choice: Round 2, 2015 #40 WR Dorial Green-Beckham			
	Draft Choice: Round 4, 2015 #108 FB Jalston Fowler			
	Draft Choice: Round 7, 2015 #245 WR Tre McBride			Pick originally from Denver

## TITANS TRADE HISTORY SINCE 1997

New York Giants Receive: Draft Choice: Round 2, 2015 #33 S Landon Collins

### 2. Sept. 4, 2015

Tennessee Receives: Draft Choice: Round 6, 2016 #193 G Sebastian Tretola  
 Draft Choice: Round 6, 2017 #214 DT Elijah Qualls Pick traded to Philadelphia  
 Atlanta Receives: Player: G Andy Levitre

### 3. Sept. 6, 2015

Tennessee Receives: Player: RB Terrance West  
 Cleveland Receives: Draft Choice: Conditional 2016 Pick (none) Conditions not met for Cleveland to receive pick

## 2014 TRADES

Trade Date/Teams	Compensation	Overall	Player Selected	Note
<b>1. May 9, 2014 (Draft Day Trade)</b>				
Tennessee Receives:	Draft Choice: Round 2, 2014	#54	RB Bishop Sankey	
	Draft Choice: Round 4, 2014	#122	DB Marqueston Huff	
Philadelphia Receives:	Draft Choice: Round 2, 2014	#42	WR Jordan Matthews	
<b>2. May 10, 2014 (Draft Day Trade)</b>				
Tennessee Receives:	Draft Choice: Round 6, 2014	#178	QB Zach Mettenberger	
Washington Receives:	Draft Choice: Round 6, 2014	#186	RB Lache Seastrunk	
	Draft Choice: Round 7, 2014	#228	K Zach Hocker	
<b>3. Aug. 30, 2014</b>				
Tennessee Receives:	Draft Choice: Conditional 2015 Pick	(none)		Conditions not met for Tennessee to receive pick
Dallas Receives:	Player: DE Lavar Edwards			
<b>4. Oct. 22, 2014</b>				
Tennessee Receives:	Draft Choice: Round 6, 2015	#208	C Andy Gallik	
New England Receives:	Player: LB Akeem Ayers			
	Draft Choice: Round 7, 2015	#219	ILB Hayes Pullard	Pick by Cleveland after trade from New England

## 2013 TRADES

Trade Date/Teams	Compensation	Overall	Player Selected	Note
<b>1. April 26, 2013 (Draft Day Trade)</b>				
Tennessee Receives:	Draft Choice: Round 2, 2013	#34	WR Justin Hunter	
San Francisco Receives:	Draft Choice: Round 2, 2013	#40	DE Cornelius Carradine	
	Draft Choice: Round 7, 2013	#216	WR Charles Johnson	Pick by Green Bay after trade from SF
	Draft Choice: Round 3, 2014	#77	LB Chris Borland	

## 2012 TRADES

Trade Date/Teams	Compensation	Overall	Player Selected	Note
<b>1. April 28, 2012 (Draft Day Trade)</b>				
Tennessee Receives:	Draft Choice: Round 5, 2012	#145	TE Taylor Thompson	
Miami Receives:	Draft Choice: Round 5, 2012	#155	LB Josh Kaddu	
	Draft Choice: Round 7, 2012	#227	WR Rishard Matthews	
<b>2. April 28, 2012 (Draft Day Trade)</b>				
Tennessee Receives:	Draft Choice: Round 7, 2012	#211	DE Scott Solomon	
Minnesota Receives:	Draft Choice: Round 6, 2013	#176	T David Quessenberry	Pick by Houston after trade from MIN to AZ to OAK to HOU

## 2011 TRADES

Trade Date/Teams	Compensation	Overall	Player Selected	Note
<b>1. Sept. 3, 2011</b>				
Tennessee Receives:	Player: FB Quinn Johnson			
Green Bay Receives:	Draft Choice: Conditional 2012 Pick	(none)		Conditions not met for Green Bay to receive pick

## 2010 TRADES

Trade Date/Teams	Compensation	Overall	Player Selected	Note
------------------	--------------	---------	-----------------	------



## TITANS TRADE HISTORY SINCE 1997

### 1. April 24, 2010 (Draft Day Trade)

Tennessee Receives:	Draft Choice:	Round 4, 2010	#104	CB Alterraun Verner
	Draft Choice:	Round 6, 2010	#176	QB Rusty Smith
Seattle Receives:	Draft Choice:	Round 4, 2010	#111	DB Walter Thurmond
	Draft Choice:	Round 6, 2010	#185	TE Anthony McCoy
	Player:	RB LenDale White		
	Player:	DT Kevin Vickerson		

### 2009 TRADES

Trade Date/Teams	Compensation	Overall	Player Selected	Note
<b>1. April 26, 2009 (Draft Day)</b>				
Tennessee Receives:	Draft Choice:	Round 3, 2009	#89	TE Jared Cook
New England Receives:	Draft Choice:	Round 2, 2010	#47	LB Daryl Washington
				Pick later traded to Arizona

### 2008 TRADES

Trade Date/Teams	Compensation	Overall	Player Selected	Note
<b>1. April 26, 2008 (Draft Day)</b>				
Tennessee Receives:	Draft Choice:	Round 4, 2008	#126	WR Lavelle Hawkins
Dallas Receives:	Player:	CB Pacman Jones		
	Draft Choice:	Round 5, 2009	#166	DB Michael Hamlin
<b>2. April 27, 2008 (Draft Day)</b>				
Tennessee Receives:	Draft Choice:	Round 4, 2008	#103	DE William Hayes
Washington Receives:	Draft Choices:	Round 4, 2008	#124	CB Justin Tryon
	Draft Choice:	Round 5, 2008	#157	G Roy Schuening
				Pick originally from Atlanta
				Pick later traded to St. Louis

### 2007 TRADES

Trade Date/Teams	Compensation	Overall	Player Selected	Note
<b>1. Sept. 11, 2007</b>				
Tennessee Receives:	Player:	DE Bryce Fisher		
Seattle Receives:	Draft Choice:	Round 6, 2008	#189	LS Tyler Schmitt

### 2006 TRADES

Trade Date/Teams	Compensation		Overall	Player Selected	Note
1. April 29, 2006 (Draft Day)					
Tennessee Receives:	Draft Choice:	Round 2, 2006	#45	RB LenDale White	
	Draft Choice:	Round 4, 2006	#116	LB Stephen Tulloch	
Philadelphia Receives:	Draft Choice:	Round 2, 2006	#39	T Winston Justice	
2. April 30, 2006 (Draft Day)					
Tennessee Receives:	Draft Choice:	Round 6, 2007	#206	CB Ryan Smith	
Indianapolis Receives:	Draft Choice:	Round 7, 2006	#238	CB T.J. Rushing	Pick originally obtained from Ind. for Rocky Calmus
3. June 9, 2006					
Tennessee Receives:	Draft Choice:	Round 4, 2007	#128	WR Chris Davis	
Baltimore Receives:	Player:	QB Steve McNair			
4. Sept. 20, 2006					
Tennessee Receives:	Draft Choice:	Round 6, 2007	#204	DE Jacob Ford	
San Diego Receives:	Player:	QB Billy Volek			

### 2005 TRADES

Trade Date/Teams	Compensation		Overall	Player Selected	Note
1. April 6, 2005					
Tennessee Receives:	Draft Choice:	Round 5, 2005	#150	T Daniel Loper	
Kansas City Receives:	Player:	DE Carlos Hall			
2. April 23, 2005 (Draft Day)					
Tennessee Receives:	Draft Choice:	Round 2, 2005	#41	T Michael Roos	
	Draft Choice:	Round 4, 2005	#113	T David Stewart	

## TITANS TRADE HISTORY SINCE 1997

Detroit Receives: Draft Choice: Round 2, 2005 #37 DE Shaun Cody

### 3. July 19, 2005

Tennessee Receives: Player: RB Travis Henry  
Buffalo Receives: Draft Choice: Round 3, 2006 #70 CB Ashton Youboty

### 4. Sept. 3, 2005

Tennessee Receives: Draft Choice: Round 7, 2006 #238 CB T.J. Rushing Pick traded back to Ind. on April 30, 2006  
Indianapolis Receives: Player: LB Rocky Calmus

## 2004 TRADES

Trade Date/Teams	Compensation	Overall	Player Selected	Note
<b>1. March 8, 2004</b>				
Tennessee Receives:	Draft Choice:	Round 2, 2004 #42	DE Travis LaBoy	
New York Jets Receive:	Player:	WR Justin McCareins		
<b>2. April 24, 2004 (Draft Day)</b>				
Tennessee Receives:	Draft Choice:	Round 2, 2004 #40	TE Ben Troupe	
	Draft Choice:	Round 3, 2004 #71	DT Randy Starks	
	Draft Choice:	Round 4, 2004 #103	DE Bo Schobel	
	Draft Choice:	Round 5, 2004 #138	G Jacob Bell	
Houston Receives:	Draft Choice:	Round 1, 2004 #27	DE Jason Babin	
	Draft Choice:	Round 5, 2004 #159	T Sean Babin	Pick later traded to Jacksonville

## 2003 TRADES

Trade Date/Teams	Compensation	Overall	Player Selected	Note
<b>1. April 27, 2003 (Draft Day)</b>				
Tennessee Receives:	Draft Choice:	Round 5, 2003 #154	S Donnie Nicky	Pick originally from Houston
	Draft Choice:	Round 7, 2003 #225	T Todd Williams	Pick originally from St. Louis
New England Receives:	Draft Choice:	Round 5, 2003 #164	C Dan Koppen	
	Draft Choice:	Round 6, 2003 #201	QB Kliff Kingsbury	
	Draft Choice:	Round 7, 2003 #243	DT Ethan Kelley	

## 2002 TRADES

Trade Date/Teams	Compensation	Overall	Player Selected	Note
<b>1. April 20, 2002 (Draft Day)</b>				
Tennessee Receives:	Draft Choice:	Round 1, 2002 #15	DT Albert Haynesworth	
	Draft Choice:	Round 4, 2002 #115	CB Tony Beckham	
N.Y. Giants Receive:	Draft Choice:	Round 1, 2002 #14	TE Jeremy Shockey	

## 2001 TRADES

Trade Date/Teams	Compensation	Overall	Player Selected	Note
<b>1. April 4, 2001</b>				
Tennessee Receives:	Player:	DE Kevin Carter		
St. Louis Receives:	Draft Choice:	Round 1, 2001 #29	DT Ryan Pickett	
<b>2. Sept. 2, 2001</b>				
Tennessee Receives:	Draft Choice:	Round 7, 2002 #240	DE Carlos Hall	
Green Bay Receives:	Player:	DT Rod Walker		
<b>3. Sept. 2, 2001</b>				
Tennessee Receives:	Draft Choice	Conditional Future Pick	(none)	Conditions not met for Tennessee to receive pick
Carolina Receives:	Player:	S Perry Phenix		

## 2000 TRADES

Trade Date/Teams	Compensation	Overall	Player Selected	Note
<b>1. April 15, 2000 (Draft Day)</b>				
Tennessee Receives:	Draft Choice:	Round 3, 2000 #68	TE Erron Kinney	
	Draft Choice:	Round 5, 2000 #135	S Aric Morris	
Philadelphia Receives:	Draft Choice:	Round 2, 2000 #61	G Bobby Williams	
<b>2. Aug. 27, 2000</b>				

## TITANS TRADE HISTORY SINCE 1997

Tennessee Receives: Player: C Gennaro DiNapoli  
 Oakland Receives: Draft Choice: Round 7, 2001 #229 WR Ken-Yon Rambo

### 1999 TRADES

Trade Date/Teams	Compensation	Overall	Player Selected	Note
<b>1. April 17, 1999 (Draft Day)</b>				
Tennessee Receives:	Draft Choice:	Round 2, 1999	#52	DT John Thornton
	Draft Choice:	Round 4, 1999	#117	CB Donald Mitchell
New England Receives:	Draft Choice:	Round 2, 1999	#46	RB Kevin Faulk

### 1998 TRADES

Trade Date/Teams	Compensation	Overall	Player Selected	Note
<b>1. Sept. 1, 1998</b>				
Tennessee Receives:	Draft Choice:	Round 7, 2000	#213	RB Mike Green
Chicago Receives:	Player:	LB Lemanski Hall		

### 1997 TRADES

Trade Date/Teams	Compensation	Overall	Player Selected	Note
<b>1. Feb. 24, 1997</b>				
Tennessee Receives:	Draft Choice:	Round 4, 1997	#98	WR Derrick Mason
	Draft Choice:	Round 6, 1997	#165	TE Nicky Savoie
Atlanta Receives:	Player:	QB Chris Chandler		Pick later traded to New Orleans
<b>2. April 19, 1997 (Draft Day)</b>				
Tennessee Receives:	Draft Choice:	Round 1, 1997	#18	DE Kenny Holmes
	Draft Choice:	Round 3, 1997	#81	T Scott Sanderson
	Draft Choice:	Round 4, 1997	#116	WR Keith Poole
	Draft Choice:	Round 6, 1997	#181	LB Dennis Stallings
Kansas City Receives:	Draft Choice:	Round 1, 1997	#13	TE Tony Gonzalez
	Draft Choice:	Round 4, 1997	#110	QB Pat Barnes
<b>3. April 20, 1997 (Draft Day)</b>				
Tennessee Receives:	Draft Choice:	Round 4, 1997	#107	DE Pratt Lyons
New Orleans Receives:	Draft Choice:	Round 4, 1997	#116	WR Keith Poole
	Draft Choice:	Round 6, 1997	#165	TE Nicky Savoie
				Pick originally from Kansas City
				Pick originally from Atlanta



*The Titans traded for Ryan Tannehill in 2019.*





*Denico Autry was signed as an unrestricted free agent in 2021.*

## RECENT VETERAN FREE AGENCY HISTORY

### 2022

#### Players Signed (7)

RB Trenton Cannon	San Francisco
TE Austin Hooper	Cleveland
OL Jamarco Jones	Seattle
LB Justin Lawler	L.A. Rams
WR Josh Malone	Green Bay
DB A.J. Moore	Houston
DL DeMarcus Walker	Houston

#### Players Lost (11)

WR Cameron Batson	Atlanta
FB Khari Blasingame	Chicago
ILB Jayon Brown	Las Vegas
S Dane Cruikshank	Chicago
ILB Rashaan Evans	Atlanta
TE Anthony Firkser	Atlanta
RB D'Onta Foreman	Carolina
WR Marcus Johnson	San Francisco
RB Jeremy McNichols	Atlanta
DT Kyle Peko	Las Vegas
OL David Quessenberry	Buffalo

### 2021

#### Players Signed (22)

OLB Ola Adeniyi (Pittsburgh)
DL Denico Autry (Indianapolis)
LB B.J. Bello (L.A. Chargers)
WR Fred Brown (Denver)
DT Trevon Coley (N.Y. Jets)
LS Morgan Cox (Baltimore)
T Christian DiLauro (Pittsburgh)
OLB Bud Dupree (Pittsburgh)
S Matthias Farley (N.Y. Jets)
DT Woodrow Hamilton IV (Carolina)
DT Bruce Hector (Carolina)
RB Brian Hill (Atlanta)
CB Jackrabbit Jenkins (New Orleans)
CB Kevin Johnson (Cleveland)
DT Abry Jones (Jacksonville)
CB Chris Jones (Minnesota)
T Kendall Lamm (Cleveland)

WR Kalija Lipscomb (Green Bay)  
 CB Greg Mabin (Jacksonville)  
 LB Justin March (Dallas)  
 CB Kevin Peterson (Arizona)  
 WR Josh Reynolds (L.A. Rams)

#### Players Lost (12)

OLB Jadeveon Clowney (Cleveland)  
 WR Corey Davis (N.Y. Jets)  
 DE Matt Dickerson (Las Vegas)  
 G/C Jamil Douglas (Buffalo)  
 DT DaQuan Jones (Carolina)  
 DB Joshua Kalu (N.Y. Giants)  
 CB Desmond King (Houston)  
 CB Chris Milton (N.Y. Giants)  
 TE MyCole Pruitt (San Francisco)  
 WR Kalif Raymond (Detroit)  
 TE Jonnu Smith (New England)  
 CB Tye Smith (Minnesota)

### 2020

#### Players Signed (7)

OLB Vic Beasley, Jr. (Atlanta)  
 DB Ibraheim Campbell (Green Bay)  
 DL Jack Crawford (Atlanta)  
 LB Nick Dzubnar (L.A. Chargers)  
 CB Johnathan Joseph (Houston)  
 RB Senorise Perry (Buffalo)  
 T Ty Sambrailo (Atlanta)

#### Players Lost (6)

T Jack Conklin (Cleveland)  
 WR Darius Jennings (L.A. Chargers)  
 DL Austin Johnson (N.Y. Giants)  
 QB Marcus Mariota (Las Vegas)  
 WR Tajaé Sharpe (Minnesota)  
 CB LeShaun Sims (Cincinnati)

### 2019

#### Players Signed (7)

DL Frank Herron (New England)  
 TE Ryan Hewitt (Indianapolis)

WR Cody Hollister (New England)  
 WR Adam Humphries (Tampa Bay)  
 G Rodger Saffold (L.A. Rams)  
 DL Brent Urban (Baltimore)  
 OLB Cameron Wake (Miami)

#### Players Lost (2)

TE Luke Stocker (Atlanta)  
 G Quinton Spain (Buffalo)

### 2018

#### Players Signed (10)

CB Malcolm Butler (New England)  
 WR Michael Campanaro (Baltimore)  
 LB Will Compton (Washington)  
 QB Blaine Gabbert (Arizona)  
 RB Dion Lewis (New England)  
 S Kendrick Lewis (Baltimore)  
 DL Bennie Logan (Kansas City)  
 G Kevin Pamphile (Tampa Bay)  
 OL Xavier Su'a-Filo (Houston)  
 WR Nick Williams (Atlanta)

#### Players Lost (3)

DB Curtis Riley (N.Y. Giants)  
 QB Brandon Weeden (Houston)  
 LB Avery Williamson (N.Y. Jets)

### 2017

#### Players Signed (8)

LB Daren Bates (Oakland)  
 S Johnathan Cyprien (Jacksonville)  
 CB Demontre Hurst (Chicago)  
 OL Tim Lelito (New Orleans)  
 CB Logan Ryan (New England)  
 S Brynden Ryan (Oakland)  
 KR/WR Eric Weems (Atlanta)  
 NT Sylvester Williams (Denver)

#### Players Lost (9)

LB David Bass (Seattle)  
 T/G Byron Bell (Dallas)

## RECENT VETERAN FREE AGENCY HISTORY

CB Valentino Blake (N.Y. Giants)  
TE Anthony Fasano (Miami)  
C/G Brian Schwenke (Indianapolis)  
LB Sean Spence (Indianapolis)  
S Daimion Stafford (Pittsburgh)  
G Chance Warmack (Philadelphia)  
WR Kendall Wright (Chicago)

### 2016

#### Players Signed (7)

CB Brice McCain (Miami)  
C Ben Jones (Houston)  
QB Matt Cassel (Dallas)  
WR Rishard Matthews (Miami)  
LB Sean Spence (Pittsburgh)  
CB Antwon Blake (Pittsburgh)  
S Rashad Johnson (Arizona)

#### Players Lost (5)

LB Zach Brown (Buffalo)  
FB Steven Johnson (Pittsburgh)  
OL Joe Looney (Dallas)  
DT Mike Martin (Philadelphia)  
CB Coty Sensabaugh (Los Angeles)

### 2015

#### Players Signed (7)

T Byron Bell (Carolina)  
CB Perrish Cox (San Francisco)  
WR Harry Douglas (Atlanta)  
TE Anthony Fasano (Kansas City)  
WR Hakeem Nicks (Indianapolis)  
OLB Brian Orakpo (Washington)  
S Da'Norris Searcy (Buffalo)

#### Players Lost (3)

CB Brandon Ghee (Cincinnati)  
FB Collin Mooney (Atlanta)  
WR Nate Washington (Houston)

### 2014

#### Players Signed (8)

RB Dexter McCluster (Kansas City)  
DL Al Woods (Pittsburgh)  
QB Charlie Whitehurst (San Diego)  
LB Wesley Woodyard (Denver)  
T Michael Oher (Baltimore)  
LB Shaun Phillips (Denver)  
G/C Eric Olsen (Pittsburgh)  
WR Brian Robiskie (Atlanta)

#### Players Lost (4)

CB Alterraun Verner (Tampa Bay)  
WR Damian Williams (Miami)  
WR Kenny Britt (St. Louis)  
QB Rusty Smith (N.Y. Giants)

### 2013

#### Players Signed (14)

S George Wilson (Buffalo)  
LB Moise Fokou (Indianapolis)  
RB Shonn Greene (N.Y. Jets)  
DT Sammie Hill (Detroit)  
G Andy Levitre (Buffalo)  
TE Delanie Walker (San Francisco)  
G/C Rob Turner (St. Louis)  
QB Ryan Fitzpatrick (Buffalo)  
S Bernard Pollard (Baltimore)  
DE Ropati Pitoitua (Kansas City)  
WR Kevin Walter (Houston)  
C/G Chris Spencer (Chicago)

RB Jalen Parmele (Jacksonville)  
DT Antonio Johnson (Indianapolis)

#### Players Lost (5)

TE Jared Cook (St. Louis)  
LB Zac Diles (Kansas City)  
G Leroy Harris (Detroit)  
DT Sen'Derrick Marks (Jacksonville)  
DE Jarius Wynn (San Diego)

### 2012

#### Players Signed (7)

G Steve Hutchinson (Minnesota)  
DE Kamerion Wimbley (Oakland)  
DE Leger Douzable (Jacksonville)  
LB Zac Diles (Indianapolis)  
G Kyle DeVan (Philadelphia)  
C Jon Cooper (Minnesota)  
S Aaron Francisco (Detroit)

#### Players Lost (6)

WR Donnie Avery (Indianapolis)  
CB Cortland Finnegan (St. Louis)  
S Chris Hope (Atlanta)  
DE William Hayes (St. Louis)  
DE Jason Jones (Seattle)  
LB Barrett Ruud (Seattle)

### 2011

#### Players Signed (11)

QB Matt Hasselbeck (Seattle)  
DT Shaun Smith (Kansas City)  
TE Daniel Graham (Denver)  
LB Barrett Ruud (Tampa Bay)  
CB Frank Walker (Minnesota)  
S Jordan Babineaux (Seattle)  
T Pat McQuistan (Miami)  
S Anthony Smith (Green Bay)  
T Adam Terry (Jacksonville)  
RB Kestahn Moore (Washington)  
WR Kevin Curtis (Kansas City)

#### Players Lost (4)

DE Jason Babin (Philadelphia)  
QB Kerry Collins (Indianapolis)  
LB Stephen Tulloch (Detroit)  
TE Bo Scaife (Cincinnati)

### 2010

#### Players Signed (6)

LB Will Witherspoon (Philadelphia)  
P/K Ricky Schmitt (San Francisco)  
DE Jason Babin (Philadelphia)  
CB Tye Hill (Atlanta)  
QB Chris Simms (Denver)  
TE Sean Ryan (Washington)

#### Players Lost (2)

DE Kyle Vanden Bosch (Detroit)  
TE Alge Crumpler (New England)

### 2009

#### Players Signed (5)

CB DeMarcus Faggins (Houston)  
DT Jovan Haye (Tampa Bay)  
WR Mark Jones (Carolina)  
QB Patrick Ramsey (Denver)  
WR Nate Washington (Pittsburgh)

#### Players Lost (6)

CB Chris Carr (Baltimore)

DT Albert Haynesworth (Washington)  
WR Brandon Jones (San Francisco)  
CB Eric King (Detroit)  
T Daniel Loper (Detroit)  
QB Chris Simms (Denver)

### 2008

#### Players Signed (7)

TE Dwayne Blakley (Atlanta)  
CB Chris Carr (RFA-Oakland)  
TE Alge Crumpler (Atlanta)  
DE Jevon Kearse (Philadelphia)  
WR Justin McCareins (N.Y. Jets)  
OT Jake Scott (Indianapolis)  
LB Josh Stamer (Buffalo)

#### Players Lost (8)

G Jacob Bell (St. Louis)  
RB Chris Brown (Houston)  
LB Gilbert Gardner (Detroit)  
TE Ben Hartsock (Atlanta)  
DE Travis LaBoy (Arizona)  
DE Antwan Odom (Cincinnati)  
DT Randy Starks (Miami)  
TE Ben Troupe (Tampa Bay)

### 2007

#### Players Signed (6)

LB Ryan Fowler (RFA-Dallas)  
WR Justin Gage (Chicago)  
CB Nick Harper (Indianapolis)  
CB Kelly Herndon (Seattle)  
QB Tim Rattay (Tampa Bay)  
S Bryan Scott (New Orleans)

#### Players Lost (3)

WR Drew Bennett (St. Louis)  
DT Robaire Smith (Cleveland)  
WR Bobby Wade (Minnesota)

### 2006

#### Players Signed (4)

WR David Givens (New England)  
S Chris Hope (Pittsburgh)  
C Kevin Mawae (N.Y. Jets)  
LB David Thornton (Indianapolis)

#### Players Lost (4)

LB Rocky Boiman (Dallas)  
C Justin Hartwig (Carolina)  
LB Brad Kassell (N.Y. Jets)  
S Tank Williams (Minnesota)

### 2005

#### Players Signed (1)

DE Kyle Vanden Bosch (Arizona)

#### Players Lost (4)

RB Antowain Smith (New Orleans)  
WR Eddie Berlin (Chicago)  
CB Andre Dyson (Seattle)  
TE Shad Meier (New Orleans)

### 2004

#### Players Signed (0)

#### Players Lost (2)

DE Jevon Kearse (Philadelphia)  
DT Robaire Smith (Houston)



## RECENT VETERAN FREE AGENCY HISTORY

### 2003

#### Players Signed (0)

#### Players Lost (5)

WR Kevin Dyson (Carolina)  
DT John Thornton (Cincinnati)  
CB Dainon Sidney (Buffalo)  
CB Donald Mitchell (Dallas)  
S Rich Coady (Indianapolis)

### 2002

#### Players Signed (4)

S Lance Schulters (San Francisco)  
FB Greg Comella (N.Y. Giants)  
C Jeff Smith (Jacksonville)  
RB Robert Holcombe (St. Louis)

#### Players Lost (4)

DT Jason Fisk (San Diego)  
DT Josh Evans (N.Y. Jets)  
LB Greg Favors (Indianapolis)  
C Kevin Long (Jacksonville)

### 2001

#### Players Signed (2)

K Joe Nedney (Carolina)  
CB DeRon Jenkins (San Diego)

#### Players Lost (2)

DE Kenny Holmes (N.Y. Giants)  
CB Denard Walker (Denver)

### 2000

#### Players Signed (2)

LB Randall Godfrey (Dallas)  
T Fred Miller (St. Louis)

#### Players Lost (5)

LB Joe Bowden (Dallas)  
LB Doug Colman (Oakland)  
S Anthony Dorsett (Oakland)  
TE Jackie Harris (Dallas)  
T Jon Runyan (Philadelphia)

### 1999

#### Players Signed (5)

DT Jason Fisk (Minnesota)  
DT Mike Jones (New England)  
FB Lorenzo Neal (Tampa Bay)  
QB Neil O'Donnell (Cincinnati)  
DE Mike Frederick (Jets)

#### Players Lost (3)

DE Anthony Cook (Washington)  
C Mark Stepnoski (Dallas)  
DT Gary Walker (Jacksonville)

### 1998

#### Players Signed (3)

TE Jackie Harris (Tampa Bay)  
P Craig Hentrich (Green Bay)  
WR Yancey Thigpen (Pittsburgh)

#### Players Lost (1)

G Kevin Donnalley (Miami)

### 1997

#### Players Signed (2)

QB Dave Krieg (Chicago)  
LB Lonnie Marts (Tampa Bay)

#### Players Lost (2)

LB Michael Barrow (Carolina)  
CB Cris Dishman (Washington)

### 1996

#### Players Signed (4)

WR Willie Davis (Kansas City)  
RB Ronnie Harmon (San Diego)  
S Rafael Robinson (Seattle)  
P Reggie Roby (Tampa Bay)

#### Players Lost (1)

LB Eddie Robinson (Jacksonville)

### 1995

#### Players Signed (5)

QB Chris Chandler (Rams)  
KR Mel Gray (Detroit)  
C Mark Stepnoski (Dallas)  
T Irv Eatman (Atlanta)  
WR Derek Russell (Denver)

#### Players Lost (5)

LB Lamar Lathon (Carolina)  
S Bo Orlando (San Diego)  
DE Tim Roberts (New England)  
G Bill Schultz (Denver)  
RB Lorenzo White (Cleveland)

### 1994

#### Players Signed (5)

TE Pat Carter (Rams)  
P Rich Camarillo (Arizona)  
QB Sean Salisbury (Minnesota)  
DE Kenny Davidson (Pittsburgh)  
RB Todd McNair (Kansas City)

#### Players Lost (3)

DE William Fuller (Philadelphia)  
DE Sean Jones (Green Bay)  
P Greg Montgomery (Detroit)

### 1993

#### Players Signed (2)

WR Willie Drewrey (Tampa Bay)  
LB Robert Lyles (Atlanta)

#### Players Lost (3)

LB Rick Graf (Washington)  
CB Jerry Gray (Tampa Bay)  
T Don Maggs (Denver)

### 1992

#### *Plan B*

#### Players Signed (3)

CB Jerry Gray (Los Angeles)  
WR Jeff Query (Green Bay)  
RB Spencer Tillman (San Francisco)

#### Players Lost (4)

LB Eric Fairs (Buffalo)  
WR Drew Hill (Atlanta)  
WR Alex Johnson (New England)  
WR Tony Jones (Atlanta)

### 1991

#### *Plan B*

#### Players Signed (7)

DE Robert Banks (Cleveland)  
S Eric Bergeson (Atlanta)  
LB Rick Graf (Miami)  
S John Hagy (Buffalo)

WR Richard Johnson (Detroit)  
WR Cedric Jones (New England)  
RB Kerry Porter (Denver)

#### Players Lost (4)

CB Steve Brown (San Francisco)  
RB Victor Jones (New England)  
S Brett Tucker (Buffalo)  
K Tony Zendejas (Los Angeles)

### 1990

#### *Plan B*

#### Players Signed (8)

S David Arnold (Pittsburgh)  
WR Bernard Ford (Dallas)  
WR Carl Harry (Washington)  
DE Ezra Johnson (Indianapolis)  
S Terry Kinard (Giants)  
S Leander Knight (Jets)  
WR Geral McNeil (Cleveland)  
G Tommy Robinson (Atlanta)

#### Players Lost (7)

S Jeff Donaldson (Chiefs)  
S Tracey Eaton (Arizona)  
FB Tracy Johnson (Atlanta)  
TE Bob Mrosko (Giants)  
DE Anthony Spears (Dallas)  
TE Chris Verhulst (Denver)  
C/G George Yarno (Green Bay)

### 1989

#### *Plan B*

#### Players Signed (7)

FB Carl Byrum (Buffalo)  
DE Mark Garalczyk (Jets)  
WR Kenny Jackson (Philadelphia)  
TE Calvin Magee (Tampa Bay)  
LB Matt Monger (Jets)  
DE/TE Colin Scotts (Arizona)  
C/G George Yarno (Atlanta)

#### Players Lost (13)

DE Robert Banks (Cleveland)  
S Keith Bostic (Indianapolis)  
LB Toby Caston (Detroit)  
LB Kurt Crain (Green Bay)  
T John Davis (Buffalo)  
WR Willie Drewrey (Tampa Bay)  
LB Mark Dusbabek (Minnesota)  
QB Brent Pease (Miami)  
RB Spencer Tillman (San Francisco)  
T David Viaene (New England)  
FB Ray Wallace (Pittsburgh)  
T Doug Williams (Seattle)  
TE Jamie Williams (San Francisco)

## ALL-TIME HEAD COACHES SUMMARY

COACH	YEARS	WON	LOST	TIED	PCT.	PTS.	ALLOWED
Lou Rymkus*	1960-61	12	7	1	.625	546	414
Wally Lemm	1961, 1966-70	38	40	4	.487	1,785	1,702
Frank "Pop" Ivy	1962-63	17	12	0	.586	706	662
Sammy Baugh	1964	4	10	0	.285	310	355
Hugh "Bones" Taylor	1965	4	10	0	.285	298	429
Ed Hughes	1971	4	9	1	.321	251	330
Bill Peterson**	1972-73	1	18	0	.052	241	553
Sid Gillman	1973-74	8	15	0	.347	358	556
O.A. "Bum" Phillips	1975-80	59	38	0	.608	1,857	1,741
Ed Biles***	1981-83	8	23	0	.258	526	774
Chuck Studley	1983	2	8	0	.200	179	286
Hugh Campbell****	1984-85	8	22	0	.266	487	787
Jerry Glanville	1985-89	35	35	0	.500	1,535	1,637
Jack Pardee#	1990-94	44	35	0	.556	1,771	1,418
Jeff Fisher	1994-2010	147	126	0	.538	5,872	5,719
Mike Munchak	2011-13	22	26	0	.458	1,017	1,069
Ken Whisenhunt##	2014-15	3	20	0	.130	379	597
Mike Mularkey	2015-17	21	22	0	.488	925	1,054
Mike Vrabel	2018-22	43	28	0	.605	1,743	1,547
<b>TOTALS</b>	<b>1960-2022</b>	<b>480</b>	<b>504</b>	<b>6</b>	<b>.488</b>	<b>20,786</b>	<b>21,630</b>
(includes postseason)							
* Released after five games in 1961		*** Resigned after six games in 1983		# Released after 10 games in 1994			
** Released after five games in 1973		**** Released after 14 games in 1985		## Released after seven games in 2015			

## ALL-TIME STARTING QUARTERBACK SUMMARY (REGULAR SEASON)

Quarterback	Seasons	Wins	Losses	Ties	Pct.	Quarterback	Seasons	Wins	Losses	Ties	Pct.
George Blanda	1960-66	44	38	0	.537	Billy Joe Tolliver	1994	0	7	0	.000
Jacky Lee	1960-67	4	5	1	.450	Bucky Richardson	1992-94	1	3	0	.250
Don Trull	1964-69	4	9	2	.333	Chris Chandler	1995-96	11	14	0	.440
Buddy Humphrey	1966	0	1	0	.000	Steve McNair	1995-05	76	55	0	.580
Pete Beathard	1967-69	15	11	0	.577	Neil O'Donnell	1999-03	6	2	0	.750
Bob Davis	1967-69	3	2	1	.583	Billy Volek	2000-06	3	7	0	.300
Charley Johnson	1970-71	3	11	0	.214	Matt Mauck	2005	0	1	0	.000
Jerry Rhome	1970	0	3	1	.125	Vince Young	2006-10	30	17	0	.638
Dan Pastorini	1971-79	53	54	0	.495	Kerry Collins	2006-10	15	17	0	.469
Lynn Dickey	1971-74	2	7	1	.250	Rusty Smith	2010-11	0	1	0	.000
Kent Nix	1972	0	2	0	.000	Matt Hasselbeck	2011-12	11	10	0	.524
John Hadl	1976-77	1	5	0	.167	Jake Locker	2011-14	9	14	0	.391
Gifford Nielsen	1978-83	3	11	0	.214	Ryan Fitzpatrick	2013	3	6	0	.333
Ken Stabler	1980-81	16	12	0	.571	Charlie Whitehurst	2014	1	4	0	.200
John Reaves	1981	1	1	0	.500	Zach Mettenberger	2014-15	0	10	0	.000
Archie Manning	1982-83	0	8	0	.000	Marcus Mariota	2015-19	29	32	0	.475
Oliver Luck	1982-86	3	6	0	.333	Matt Cassel	2016-17	1	1	0	.500
Warren Moon	1984-93	70	69	0	.504	Blaine Gabbert	2018	2	1	0	.667
Brent Pease	1987-88	2	1	0	.667	Ryan Tannehill	2019-22	30	14	0	.682
Cody Carlson	1987-94	11	8	0	.579						



Ryan Tannehill led the Titans to 18 regular season wins and a pair of playoff appearances in his first two seasons with the club.

# YEAR-BY-YEAR STARTING QUARTERBACKS SINCE 1999

## 2022 (0-1)

Date	W-L	Opponent	Starter
Sept. 11	L	N.Y. Giants	Tannehill

### Tannehill (0-1)

## 2021 (12-5)

Date	W-L	Opponent	Starter
Sept. 12	L	Arizona	Tannehill
Sept. 19	W	Seattle	Tannehill
Sept. 27	W	Indianapolis	Tannehill
Oct. 3	L	New York Jets	Tannehill
Oct. 10	W	Jacksonville	Tannehill
Oct. 18	W	Buffalo	Tannehill
Oct. 24	W	Kansas City	Tannehill
Oct. 31	W	Indianapolis	Tannehill
Nov. 7	W	L.A. Rams	Tannehill
Nov. 14	W	New Orleans	Tannehill
Nov. 21	L	Houston	Tannehill
Nov. 28	L	New England	Tannehill
Dec. 12	W	Jacksonville	Tannehill
Dec. 19	L	Pittsburgh	Tannehill
Dec. 23	W	San Francisco	Tannehill
Jan. 2	W	Miami	Tannehill
Jan. 9	W	Houston	Tannehill

### Divisional

Jan. 22	L	Cincinnati	Tannehill
---------	---	------------	-----------

### Tannehill (12-5, 0-1)

## 2020 (11-5)

Date	W-L	Opponent	Starter
Sept. 14	W	at Denver	Tannehill
Sept. 20	W	Jacksonville	Tannehill
Sept. 27	W	at Minnesota	Tannehill
Oct. 13	W	Buffalo	Tannehill
Oct. 18	W	Houston	Tannehill
Oct. 25	L	Pittsburgh	Tannehill
Nov. 1	L	at Cincinnati	Tannehill
Nov. 8	W	Chicago	Tannehill
Nov. 12	L	Indianapolis	Tannehill
Nov. 22	W	at Baltimore	Tannehill
Nov. 29	W	at Indianapolis	Tannehill
Dec. 6	L	Cleveland	Tannehill
Dec. 13	W	at Jacksonville	Tannehill
Dec. 20	W	Detroit	Tannehill
Dec. 27	L	at Green Bay	Tannehill
Jan. 3	W	at Houston	Tannehill

### Wild Card

Jan. 10	L	Baltimore	Tannehill
---------	---	-----------	-----------

### Tannehill (11-5, 0-1)

## 2019 (9-7)

Date	W-L	Opponent	Starter
Sept. 8	W	at Cleveland	Mariota
Sept. 15	L	Indianapolis	Mariota
Sept. 19	L	at Jacksonville	Mariota
Sept. 29	W	at Atlanta	Mariota
Oct. 6	L	Buffalo	Mariota
Oct. 13	L	at Denver	Mariota
Oct. 20	W	L.A. Chargers	Tannehill
Oct. 27	W	Tampa Bay	Tannehill
Nov. 3	L	at Carolina	Tannehill
Nov. 10	W	Kansas City	Tannehill
Nov. 24	W	Jacksonville	Tannehill
Dec. 1	W	at Indianapolis	Tannehill
Dec. 8	W	at Oakland	Tannehill
Dec. 15	L	Houston	Tannehill
Dec. 22	L	New Orleans	Tannehill
Dec. 30	W	at Houston	Tannehill

### Wild Card

Jan. 4	W	at New England	Tannehill
--------	---	----------------	-----------

### Divisional

Jan. 11	W	at Baltimore	Tannehill
---------	---	--------------	-----------

## AFC Championship

Jan. 19	L	at Kansas City	Tannehill
---------	---	----------------	-----------

### Mariota (2-4), Tannehill (7-3, 2-1)

## 2018 (9-7)

Date	W-L	Opponent	Starter
Sept. 9	L	at Miami	Mariota
Sept. 16	W	Houston	Gabbert
Sept. 23	W	at Jacksonville	Gabbert
Sept. 30	W	Philadelphia	Mariota
Oct. 7	L	at Buffalo	Mariota
Oct. 14	L	Baltimore	Mariota
Oct. 21	L	at L.A. Chargers	Mariota
Nov. 5	W	at Dallas	Mariota
Nov. 11	W	New England	Mariota
Nov. 18	L	at Indianapolis	Mariota
Nov. 26	L	at Houston	Mariota
Dec. 2	W	N.Y. Jets	Mariota
Dec. 6	W	Jacksonville	Mariota
Dec. 16	W	at N.Y. Giants	Mariota
Dec. 22	W	Washington	Mariota
Dec. 30	L	Indianapolis	Gabbert

### Mariota (7-6), Gabbert (2-1)

## 2017 (9-7)

Date	W-L	Opponent	Starter
Sept. 10	L	Oakland	Mariota
Sept. 17	W	at Jacksonville	Mariota
Sept. 24	W	Seattle	Mariota
Oct. 1	L	at Houston	Mariota
Oct. 8	L	at Miami	Cassel
Oct. 16	W	Indianapolis	Mariota
Oct. 22	W	at Cleveland	Mariota
Nov. 5	W	Baltimore	Mariota
Nov. 12	W	Cincinnati	Mariota
Nov. 16	L	at Pittsburgh	Mariota
Nov. 26	W	at Indianapolis	Mariota
Dec. 3	W	Houston	Mariota
Dec. 10	L	at Arizona	Mariota
Dec. 17	L	at San Francisco	Mariota
Dec. 24	L	Los Angeles Rams	Mariota
Dec. 31	W	Jacksonville	Mariota

### Wild Card

Jan. 6	W	at Kansas City	Mariota
--------	---	----------------	---------

### Divisional

Jan. 13	L	at New England	Mariota
---------	---	----------------	---------

### Mariota (9-6, 1-1), Cassel (0-1)

## 2016 (9-7)

Date	W-L	Opponent	Starter
Sept. 11	L	Minnesota	Mariota
Sept. 18	W	at Detroit	Mariota
Sept. 25	L	Oakland	Mariota
Oct. 2	L	at Houston	Mariota
Oct. 9	W	at Miami	Mariota
Oct. 16	W	Cleveland	Mariota
Oct. 23	L	Indianapolis	Mariota
Oct. 27	W	Jacksonville	Mariota
Nov. 6	L	at San Diego	Mariota
Nov. 13	W	Green Bay	Mariota
Nov. 20	L	at Indianapolis	Mariota
Nov. 27	W	at Chicago	Mariota
Dec. 11	W	Denver	Mariota
Dec. 18	W	at Kansas City	Mariota
Dec. 24	L	at Jacksonville	Mariota
Jan. 1	W	Houston	Cassel

### Mariota (8-7), Cassel (1-0)

## 2015 (3-13)

Date	W-L	Opponent	Starter
------	-----	----------	---------

Sept. 13	W	at Tampa Bay	Mariota
Sept. 20	L	at Cleveland	Mariota
Sept. 27	L	Indianapolis	Mariota
Oct. 11	L	Buffalo	Mariota
Oct. 18	L	Miami	Mariota
Oct. 25	L	Atlanta	Mettenberger
Nov. 1	L	at Houston	Mettenberger
Nov. 8	W	at New Orleans	Mariota
Nov. 15	L	Carolina	Mariota
Nov. 19	L	at Jacksonville	Mariota
Nov. 29	L	Oakland	Mariota
Dec. 6	W	Jacksonville	Mariota
Dec. 13	L	at N.Y. Jets	Mariota
Dec. 20	L	at New England	Mariota
Dec. 27	L	Houston	Mettenberger
Jan. 3	L	at Indianapolis	Mettenberger

### Mariota (3-9), Mettenberger (0-4)

## 2014 (2-14)

Date	W-L	Opponent	Starter
Sept. 7	W	at Kansas City	Locker
Sept. 14	L	Dallas	Locker
Sept. 21	L	at Cincinnati	Locker
Sept. 28	L	at Indianapolis	Whitehurst
Oct. 5	L	Cleveland	Locker
Oct. 12	W	Jacksonville	Whitehurst
Oct. 19	L	at Washington	Whitehurst
Oct. 26	L	Houston	Mettenberger
Nov. 9	L	at Baltimore	Mettenberger
Nov. 17	L	Pittsburgh	Mettenberger
Nov. 23	L	at Philadelphia	Mettenberger
Nov. 30	L	at Houston	Mettenberger
Dec. 7	L	N.Y. Giants	Mettenberger
Dec. 14	L	N.Y. Jets	Locker
Dec. 18	L	at Jacksonville	Whitehurst
Dec. 28	L	Indianapolis	Whitehurst

### Locker (1-4), Whitehurst (1-4), Mettenberger (0-6)

## 2013 (7-9)

Date	W-L	Opponent	Starter
Sept. 8	W	at Pittsburgh	Locker
Sept. 15	L	at Houston	Locker
Sept. 22	W	San Diego	Locker
Sept. 29	W	N.Y. Jets	Locker
Oct. 6	L	Kansas City	Fitzpatrick
Oct. 13	L	at Seattle	Fitzpatrick
Oct. 20	L	San Francisco	Locker
Nov. 3	W	at St. Louis	Locker
Nov. 10	L	Jacksonville	Locker
Nov. 14	L	Indianapolis	Fitzpatrick
Nov. 24	W	at Oakland	Fitzpatrick
Dec. 1	L	at Indianapolis	Fitzpatrick
Dec. 8	L	at Denver	Fitzpatrick
Dec. 15	L	Arizona	Fitzpatrick
Dec. 22	W	at Jacksonville	Fitzpatrick
Dec. 29	W	Houston	Fitzpatrick

### Locker (4-3), Fitzpatrick (3-6)

## 2012 (6-10)

Date	W-L	Opponent	Starter
Sept. 9	L	New England	Locker
Sept. 16	L	at San Diego	Locker
Sept. 23	W	Detroit	Locker
Sept. 30	L	at Houston	Locker
Oct. 7	L	at Minnesota	Hasselbeck
Oct. 11	W	Pittsburgh	Hasselbeck
Oct. 21	W	at Buffalo	Hasselbeck
Oct. 28	L	Indianapolis	Hasselbeck
Nov. 4	L	Chicago	Hasselbeck
Nov. 11	W	at Miami	Locker



# YEAR-BY-YEAR STARTING QUARTERBACKS SINCE 1999

Nov. 25	L	at Jacksonville	Locker
Dec. 2	L	Houston	Locker
Dec. 9	L	at Indianapolis	Locker
Dec. 17	W	N.Y. Jets	Locker
Dec. 23	L	at Green Bay	Locker
Dec. 30	W	Jacksonville	Locker

**Locker (4-7), Hasselbeck (2-3)**

## 2011 (9-7)

Date	W-L	Opponent	Starter
Sept. 11	L	at Jacksonville	Hasselbeck
Sept. 18	W	Baltimore	Hasselbeck
Sept. 25	W	Denver	Hasselbeck
Oct. 2	W	at Cleveland	Hasselbeck
Oct. 9	L	at Pittsburgh	Hasselbeck
Oct. 23	L	Houston	Hasselbeck
Oct. 30	W	Indianapolis	Hasselbeck
Nov. 6	L	Cincinnati	Hasselbeck
Nov. 13	W	at Carolina	Hasselbeck
Nov. 20	L	at Atlanta	Hasselbeck
Nov. 27	W	Tampa Bay	Hasselbeck
Dec. 4	W	at Buffalo	Hasselbeck
Dec. 11	L	New Orleans	Hasselbeck
Dec. 18	L	at Indianapolis	Hasselbeck
Dec. 24	W	Jacksonville	Hasselbeck
Jan. 1	W	at Houston	Hasselbeck

**Hasselbeck (9-7)**

## 2010 (6-10)

Date	W-L	Opponent	Starter
Sept. 12	W	Oakland	Young
Sept. 19	L	Pittsburgh	Young
Sept. 26	W	at N.Y. Giants	Young
Oct. 3	L	Denver	Young
Oct. 10	W	at Dallas	Young
Oct. 18	W	at Jacksonville	Young
Oct. 24	W	Philadelphia	Collins
Oct. 31	L	at San Diego	Young
Nov. 14	L	at Miami	Collins
Nov. 21	L	Washington	Young
Nov. 28	L	at Houston	Smith
Dec. 5	L	Jacksonville	Collins
Dec. 9	L	Indianapolis	Collins
Dec. 19	W	Houston	Collins
Dec. 26	L	at Kansas City	Collins
Jan. 2	L	at Indianapolis	Collins

**Young (4-4), Collins (2-5), Smith (0-1)**

## 2009 (8-8)

Date	W-L	Opponent	Starter
Sept. 10	L	at Pittsburgh	Collins
Sept. 20	L	Houston	Collins
Sept. 27	L	at N.Y. Jets	Collins
Oct. 4	L	at Jacksonville	Collins
Oct. 11	L	Indianapolis	Collins
Oct. 18	L	at New England	Collins
Nov. 1	W	Jacksonville	Young
Nov. 8	W	at San Francisco	Young
Nov. 15	W	Buffalo	Young
Nov. 23	W	at Houston	Young
Nov. 29	W	Arizona	Young
Dec. 6	L	at Indianapolis	Young
Dec. 13	W	St. Louis	Young
Dec. 20	W	Miami	Young
Dec. 25	L	San Diego	Young
Jan. 3	W	at Seattle	Young

**Young (8-2), Collins (0-6)**

## 2008 (13-3)

Date	W-L	Opponent	Starter
Sept. 7	W	Jacksonville	Young

Sept. 14	W	at Cincinnati	Collins
Sept. 21	W	Houston	Collins
Sept. 28	W	Minnesota	Collins
Oct. 5	W	at Baltimore	Collins
Oct. 19	W	at Kansas City	Collins
Oct. 27	W	Indianapolis	Collins
Nov. 2	W	Green Bay	Collins
Nov. 9	W	at Chicago	Collins
Nov. 16	W	at Jacksonville	Collins
Nov. 23	L	N.Y. Jets	Collins
Nov. 27	W	at Detroit	Collins
Dec. 7	W	Cleveland	Collins
Dec. 14	L	at Houston	Collins
Dec. 21	W	Pittsburgh	Collins
Dec. 28	L	at Indianapolis	Collins

## Divisional

Jan. 10	L (P)	Baltimore	Collins
---------	-------	-----------	---------

**Young (1-0), Collins (12-3, 0-1)**

## 2007 (10-6)

Date	W-L	Opponent	Starter
Sept. 9	W	at Jacksonville	Young
Sept. 16	L	Indianapolis	Young
Sept. 24	W	at New Orleans	Young
Oct. 7	W	Atlanta	Young
Oct. 14	L	at Tampa Bay	Young
Oct. 21	W	at Houston	Collins
Oct. 28	W	Oakland	Young
Nov. 4	W	Carolina	Young
Nov. 11	L	Jacksonville	Young
Nov. 19	L	at Denver	Young
Nov. 25	L	at Cincinnati	Young
Dec. 2	W	Houston	Young
Dec. 9	L	San Diego	Young
Dec. 16	W	at Kansas City	Young
Dec. 23	W	N.Y. Jets	Young
Dec. 30	W	at Indianapolis	Young

## Wild Card

Jan. 6	L (P)	at San Diego	Young
--------	-------	--------------	-------

**Young (9-6, 0-1), Collins (1-0)**

## 2006 (8-8)

Date	W-L	Opponent	Starter
Sept. 10	L	N.Y. Jets	Collins
Sept. 17	L	at San Diego	Collins
Sept. 24	L	at Miami	Collins
Oct. 1	L	Dallas	Young
Oct. 8	L	at Indianapolis	Young
Oct. 15	W	at Washington	Young
Oct. 29	W	Houston	Young
Nov. 5	L	at Jacksonville	Young
Nov. 12	L	Baltimore	Young
Nov. 19	W	at Philadelphia	Young
Nov. 26	W	N.Y. Giants	Young
Dec. 3	W	Indianapolis	Young
Dec. 10	W	at Houston	Young
Dec. 17	W	Jacksonville	Young
Dec. 24	W	at Buffalo	Young
Dec. 31	L	New England	Young

**Young (8-5), Collins (0-3)**

## 2005 (4-12)

Date	W-L	Opponent	Starter
Sept. 11	L	at Pittsburgh	McNair
Sept. 18	W	Baltimore	McNair
Sept. 25	L	at St. Louis	McNair
Oct. 2	L	Indianapolis	McNair
Oct. 9	W	at Houston	McNair
Oct. 16	L	Cincinnati	McNair
Oct. 23	L	at Arizona	Volek
Oct. 30	L	Oakland	McNair

Nov. 6	L	at Cleveland	McNair
Nov. 20	L	Jacksonville	McNair
Nov. 27	W	San Francisco	McNair
Dec. 4	L	at Indianapolis	McNair
Dec. 11	W	Houston	McNair
Dec. 18	L	Seattle	McNair
Dec. 24	L	at Miami	McNair
Jan. 1	L	at Jacksonville	Mauck

**McNair (4-10), Volek (0-1), Mauck (0-1)**

## 2004 (5-11)

Date	W-L	Opponent	Starter
Sept. 11	W	at Miami	McNair
Sept. 19	L	Indianapolis	McNair
Sept. 26	L	Jacksonville	McNair
Oct. 3	L	at San Diego	Volek
Oct. 11	W	at Green Bay	McNair
Oct. 17	L	Houston	McNair
Oct. 24	L	at Minnesota	McNair
Oct. 31	W	Cincinnati	Volek
Nov. 14	L	Chicago	Volek
Nov. 21	W	at Jacksonville	McNair
Nov. 28	L	at Houston	McNair
Dec. 5	L	at Indianapolis	Volek
Dec. 13	L	Kansas City	Volek
Dec. 19	L	at Oakland	Volek
Dec. 25	L	Denver	Volek
Jan. 2	W	Detroit	Volek

**Volek (2-6), McNair (3-5)**

## 2003 (12-4)

Date	W-L	Opponent	Starter
Sept. 7	W	Oakland	McNair
Sept. 14	L	at Indianapolis	McNair
Sept. 21	W	New Orleans	McNair
Sept. 28	W	at Pittsburgh	McNair
Oct. 5	L	at New England	McNair
Oct. 12	W	Houston	McNair
Oct. 19	W	at Carolina	McNair
Oct. 26	W	at Jacksonville	McNair
Nov. 9	W	Miami	McNair
Nov. 16	W	Jacksonville	McNair
Nov. 23	W	at Atlanta	McNair
Dec. 1	L	at N.Y. Jets	McNair
Dec. 7	L	at Indianapolis	McNair
Dec. 14	W	Buffalo	Volek
Dec. 21	W	at Houston	McNair
Dec. 28	W	Tampa Bay	O'Donnell

## Wild Card

Jan. 3	W (P)	at Baltimore	McNair
--------	-------	--------------	--------

## Divisional

Jan. 10	L (P)	at New England	McNair
---------	-------	----------------	--------

**McNair (10-4, 1-1), Volek (1-0), O'Donnell (1-0)**

## 2002 (11-5)

Date	W-L	Opponent	Starter
Sept. 8	W	Philadelphia	McNair
Sept. 15	L	at Dallas	McNair
Sept. 22	L	Cleveland	McNair
Sept. 28	L	at Oakland	McNair
Oct. 6	L	Washington	McNair
Oct. 13	W	Jacksonville	McNair
Oct. 27	W	at Cincinnati	McNair
Nov. 3	W	at Indianapolis	McNair
Nov. 10	W	Houston	McNair
Nov. 17	W	Pittsburgh	McNair
Nov. 24	L	at Baltimore	McNair
Dec. 1	W	at N.Y. Giants	McNair
Dec. 8	W	Indianapolis	McNair
Dec. 16	W	New England	McNair
Dec. 22	W	at Jacksonville	McNair

## YEAR-BY-YEAR STARTING QUARTERBACKS SINCE 1999

Dec. 29 W at Houston McNair

### **Divisional**

Jan. 11 W (P) Pittsburgh McNair

### **AFC Championship**

Jan. 19 L (P) at Oakland McNair

**McNair (11-5, 1-1)**

### **2001 (7-9)**

Date	W-L	Opponent	Starter
Sept. 9	L	Miami	McNair
Sept. 23	L	at Jacksonville	O'Donnell
Oct. 7	L	at Baltimore	McNair
Oct. 14	W	Tampa Bay	McNair
Oct. 21	W	at Detroit	McNair
Oct. 29	L	at Pittsburgh	McNair
Nov. 4	W	Jacksonville	McNair
Nov. 12	L	Baltimore	McNair
Nov. 18	W	at Cincinnati	McNair
Nov. 25	L	Pittsburgh	McNair
Dec. 2	W	at Cleveland	McNair
Dec. 9	L	at Minnesota	McNair
Dec. 16	W	Green Bay	McNair
Dec. 22	W	at Oakland	McNair
Dec. 30	L	Cleveland	McNair
Jan. 6	L	Cincinnati	McNair

**McNair (7-8), O'Donnell (0-1)**

### **2000 (13-3)**

Date	W-L	Opponent	Starter
Sept. 3	L	at Buffalo	McNair
Sept. 10	W	Kansas City	McNair
Sept. 24	W	at Pittsburgh	O'Donnell
Oct. 1	W	N.Y. Giants	McNair
Oct. 8	W	at Cincinnati	McNair
Oct. 16	W	Jacksonville	McNair
Oct. 22	W	at Baltimore	McNair
Oct. 30	W	at Washington	McNair
Nov. 5	W	Pittsburgh	McNair
Nov. 12	L	Baltimore	McNair
Nov. 19	W	Cleveland	McNair
Nov. 26	L	at Jacksonville	McNair
Dec. 3	W	at Philadelphia	McNair
Dec. 10	W	Cincinnati	McNair
Dec. 17	W	at Cleveland	McNair
Dec. 25	W	Dallas	McNair

### **Divisional**

Jan. 7 L (P) Baltimore McNair

**McNair (12-3, 0-1), O'Donnell (1-0)**

### **1999 (13-3)**

Date	W-L	Opponent	Starter
Sept. 12	W	Cincinnati	McNair
Sept. 19	W	Cleveland	O'Donnell

Sept. 26 W at Jacksonville O'Donnell

Oct. 3 L at San Francisco O'Donnell

Oct. 10 W Baltimore O'Donnell

Oct. 17 W at New Orleans O'Donnell

Oct. 31 W St. Louis McNair

Nov. 7 L at Miami McNair

Nov. 14 W at Cincinnati McNair

Nov. 21 W Pittsburgh McNair

Nov. 28 W at Cleveland McNair

Dec. 5 L at Baltimore McNair

Dec. 9 W Oakland McNair

Dec. 19 W Atlanta McNair

Dec. 26 W Jacksonville McNair

Jan. 2 W at Pittsburgh McNair

### **Wild Card**

Jan. 8 W (P) Buffalo McNair

### **Divisional**

Jan. 16 W (P) at Indianapolis McNair

### **AFC Championship**

Jan. 23 W (P) at Jacksonville McNair

### **Super Bowl XXXIV**

Jan. 30 L (P) St. Louis McNair

**McNair (9-2, 3-1), O'Donnell (4-1)**



Mike Vrabel was hired as head coach in January 2018 and has led the team to three consecutive playoff appearances from 2019 to 2021.



## ALL-TIME ALL-PRO SELECTIONS

### AFL ALL-PRO

- 1960** George Blanda, QB (Honorable Mention, UPI)  
 Billy Cannon, RB (Second Team, UPI, OF)  
 Mike Dukes, LB (First Team, UPI)  
 Don Floyd, DE (Honorable Mention, UPI)  
 Bill Groman, E (First Team, UPI, OF)  
 Charlie Hennigan, RB (Honorable Mention, UPI)  
 Al Jamison, T (First Team, AP, Second Team OF)  
 Mark Johnston, S (First Team, AP, Second Team, UPI, OF)  
 Rich Michael, T (First Team, UPI, OF)  
 Dennit Morris, LB (Second Team OF, Honorable Mention, UPI)  
 Jim Norton, S (Honorable Mention, UPI)  
 Hugh Pitts, LB (Honorable Mention, UPI)  
 Dave Smith, (First Team, AP, UPI, OF)  
 Julian Spence, CB (First Team, UPI)  
 Orville Trask, DT (Second Team, UPI, OF)  
 Fred Wallner, T (Honorable Mention, UPI)
- 1961** Tony Banfield, CB (First Team, AP, UPI, OF, SN, Second Team, NY)  
 George Blanda, QB (First Team, AP, UPI, OF, SN, NY)  
 Billy Cannon, HB (First Team, AP, UPI, OF, SN, NY)  
 Don Floyd, DE (First Team, OF)  
 Bill Groman, E (First Team, AP, SN, Second Team, UPI, NY)  
 Charlie Hennigan, E (First Team, AP, UPI, OF, SN, NY)  
 Ed Husmann, DT (Second Team, UPI, NY)  
 Al Jamison, T (First Team, AP, UPI, OF, SN, NY)  
 Mark Johnston, S (First Team, NY)  
 Jim Norton, S (Second Team, UPI, NY)  
 Bob Schmidt, C (Second Team, OF)  
 Bob Talamini, G (Second Team, OF, UPI)  
 Charley Tolar, FB (Second Team, UPI, OF)
- 1962** Tony Banfield, CB, (First Team, AP, UPI, OF)  
 George Blanda, QB (Second Team, AP, UPI)  
 Doug Cline, OLB (Second Team, AP UPI)  
 Don Floyd, DE (First Team, AP, UPI, OF)  
 Charlie Hennigan, E (First Team, AP, UPI, OF)  
 Ed Husmann, DT (First Team AP, UPI)  
 Al Jamison, T (First Team, AP, UPI)  
 Jim Norton, S (First Team, UPI, Second Team, AP)  
 Bob Schmidt, C (Second Team, AP, UPI)  
 Bob Talamini, G (First Team UPI, OF)  
 Charley Tolar, FB (Second Team, AP, UPI)
- 1963** Tony Banfield, CB (First Team, AP, UPI, OF, PF)  
 George Blanda, QB (Second Team, AP, NY)  
 Doug Cline, OLB (Second Team, AP, NY, UPI)  
 Don Floyd, DE (Second Team, NY)  
 Fred Glick, S (First Team, AP, UPI, OF, NEA, NY)  
 Charlie Hennigan, E (Second Team, NEA, NY, Honorable Mention, AP)  
 Ed Husmann, DT (Second Team, UPI)  
 Bobby Jancik, S (Second Team, NY, Honorable Mention, AP, UPI)  
 Rich Michael, T (Honorable Mention, UPI)  
 Bob Schmidt, C (Second Team, UPI, NEA)  
 Bob Talamini, G (First Team, AP, OF, NEA, NY, Second Team, UPI)  
 Hogan Wharton, G (Honorable Mention, AP)
- 1964** Sonny Bishop, T (Second Team, UPI)  
 Sid Blanks, T (Second Team, UPI)  
 Don Floyd, DE (Second Team, UPI)  
 Fred Glick, S (First Team, OF, Second Team, NEA)  
 Charlie Hennigan, E (First Team, AP, UPI, NEA, OF, NY)  
 Pete Jaquess, CB (Second Team, AP)  
 Bob Talamini, G (First Team, NEA, OF, Second Team, AP, UPI, NY)
- 1965** Sonny Bishop, G (Second Team, NY)  
 Ode Burrell, RB (Second Team, NY)  
 Willie Frazier, TE (First Team, AP, UPI, OF, NEA, NY)  
 W.K. Hicks, CB (Second Team, AP, UPI, NY)  
 Bob Talamini, G (First Team, AP, UPI, OF, NY)
- 1966** Johnny Baker, OLB (Second Team, NEA)  
 George Blanda, K (Second Team, NY)  
 Walter Suggs, T (Second Team, UPI, NEA)  
 Bob Talamini, G (First Team, OF, Second Team, UPI, NEA, NY)
- 1967** Miller Farr, CB (First Team, AP, UPI, NEA, SN, FN, NY, DE)

### LEGEND

<b>AP -</b>	Associated Press
<b>CP -</b>	College & Pro Football Newsweekly
<b>DMN -</b>	Dallas Morning News
<b>DB -</b>	Dick Butkus Football Network
<b>DE -</b>	Detroit News
<b>DH -</b>	Don Heinrich (Pro Football Scouts)
<b>DP -</b>	Diet Pepsi Rookie Rookie of the Year
<b>DZ -</b>	Paul Zimmerman (N.Y. Post, 1969 -78; Sports Ill., 1979-present)
<b>FD -</b>	Football Digest
<b>FI -</b>	NFL Films
<b>FN -</b>	Football News
<b>FO -</b>	Gordon Forbes, USA Today
<b>FW -</b>	Pro Football Weekly
<b>FX -</b>	Larry Fox, N.Y. Daily News
<b>GN -</b>	Gannett News Service
<b>HF -</b>	Pro Football Hall of Fame
<b>JT -</b>	Joe Theismann
<b>NA -</b>	The National
<b>NBC -</b>	NBC Sports.com
<b>NEA -</b>	Newspaper Enterprise Association
<b>NY -</b>	New York Daily News
<b>OA -</b>	Bob Oates, L.A. Times
<b>OF -</b>	Official AFL Team
<b>PF -</b>	Pro Football Digest
<b>PK -</b>	Peter King, Sports Illust.
<b>RS -</b>	Pamela Robbins Scott
<b>SI -</b>	Sports Illustrated
<b>SN -</b>	The Sporting News
<b>TP -</b>	Topps All-Pro Team
<b>UPI -</b>	United Press International
<b>USA -</b>	USA Today
<b>WA -</b>	Pro Football Writers of America

- Hoyle Granger, RB (Second Team, AP, UPI, NEA)  
 Pat Holmes, DE (First Team, AP, UPI, NEA, FN, DE, Second Team, SN, NY)  
 Bobby Maples, C (Second Team, AP, UPI, NY)  
 Jim Norton, S (First Team, FN, DE, Second Team, AP, UPI, NY)  
 Walter Suggs, T (First Team, SN, FN, Second Team, AP, UPI, NEA)  
 Bob Talamini, G (First Team, AP, UPI, NEA, SN, FN, DE)  
 George Webster, OL (First Team, AP, UPI, NEA, SN, FN, NY, DE)
- 1968** Miller Farr, CB (First Team, PF, AP, UPI, NEA, SN, FN, NY, FW)  
 Hoyle Granger, RB (Second Team, FN)  
 Ken Houston, S (Second Team, SN, NEA)  
 Alvin Reed, TE (First Team, SN, FN, NY, Second Team, AP, UPI)  
 Walter Suggs, T (First Team, SN, Second Team, AP, UPI, NEA, FN)  
 George Webster, OLB (First Team, PF, WA, AP, UPI, NEA, SN, FN, NY, FW)
- 1969** Elvin Bethea, DE (Second Team, UPI)  
 Sonny Bishop, G (Second Team, SN, Honorable Mention, UPI)  
 Garland Boyette, MLB (Honorable Mention, UPI)  
 Miller Farr, CB (First Team, SN, Second Team, AP, UPI, NEA, NY, SI)  
 Hoyle Granger, RB (Second Team, SI, Honorable Mention, UPI, PF)  
 Ken Houston, S (First Team, NY, SI, Second Team, AP, UPI, SN,

## ALL-TIME ALL-PRO SELECTIONS

FN)  
 Alvin Reed, TE (First Team, SN, Second Team, AP, UPI, NEA, NY, SI, PF)  
 Tom Regner, G (Honorable Mention, UPI)  
 George Webster, OLB (First Team, WA, AP, UPI, NEA, SN, NY, SI, PF, Second Team, HF, NEA)  
 Walter Suggs, T (Second Team, AP, UPI, NEA, NY)

### NFL ALL-PRO

**1970** Ken Houston, S (Second Team, NEA)  
**1971** Ken Houston, S (First Team, DZ, TP, FW, Second Team, WA, NEA, FN)  
**1972** Ken Houston, S (Second Team, WA, NEA)  
**1973** Elvin Bethea, DE (Second Team, NEA)  
**1975** Elvin Bethea, DE (First Team, FN, CP, Second Team, AP, NEA)  
 Robert Brazile, OLB (First Team, DZ)  
 Curley Culp, DT (First Team, AP, WA, NEA, NY, FW)  
 Billy Johnson, KR (First Team, FW, Second Team, FN)  
**1976** Robert Brazile, OLB (First Team, WA, FN, NY, Second Team, AP)  
**1977** Robert Brazile, OLB (First Team, NEA, Second Team, AP)  
 Ken Burrough, WR (Second Team, AP, NEA)  
 Curley Culp, DT (Second Team, NEA)  
 Billy Johnson, KR (First Team, AP, WA, TP, NY, FX, CP, RS, FW)  
**1978** Elvin Bethea, DE (Second Team, NEA)  
 Robert Brazile, OLB (First Team, AP, WA, NEA, CP, FW)  
 Earl Campbell, RB (First Team, AP, WA, NEA, CP, DZ, NY, FX, FW)  
 Curley Culp, DT (Second Team, AP, NEA)  
**1979** Elvin Bethea, DE (Second Team, AP)  
 Robert Brazile, OLB (First Team, AP, FW, NEA, WA)  
 Earl Campbell, RB (First Team, AP, SN, FW, NEA, WA)  
 Curly Culp, DT (Second Team, AP)  
 Toni Fritsch, PK (First Team, AP, WA, NEA, DZ)  
 Leon Gray, T (First Team, AP, WA, NEA, CP, FW)  
 Vernon Perry, S (First Team, DZ)  
 Mike Reinfeldt, S (First Team, AP, WA, NEA, CP, NY, FX, FW)  
**1980** Gregg Bingham, ILB (First Team, FX)  
 Robert Brazile, OLB (First Team, WA, NEA, SN, CP, FD, FX, FW, Second Team, AP)  
 Earl Campbell, RB (First Team, AP, WA, NEA, SN, CP, FD, DZ, NY, FX, FW)  
 Leon Gray, T (First Team, AP, WA, SN, FD, FW, Second Team, NEA)  
 Bob Young, G (First Team, FD)  
**1981** Gregg Bingham, ILB (Honorable Mention, DH)  
 Robert Brazile, OLB (Second Team, AP, DH)  
 Earl Campbell, RB (First Team, CP, Second Team, DH)  
 Dave Casper, TE (Honorable Mention, DH)  
 Vernon Perry, S (First Team, CP, Honorable Mention, DH)  
**1982** Earl Campbell, RB (Honorable Mention, DH)  
 Dave Casper, TE (Honorable Mention, OA)  
**1983** Earl Campbell, RB (Honorable Mention, DH)  
 Mike Munchak, G (Second Team, NEA)  
**1984** Mike Munchak, G (Second Team, NEA, DH)  
**1985** Bo Eason, S (Second Team, NEA)  
 Bruce Matthews, T (Honorable Mention, DH)  
 Mike Munchak, T (First Team, FD, Second Team, AP, NEA, DH)  
**1986** Bruce Matthews, T (Third Team, GN)  
**1987** Keith Bostic, S (First Team, NEA, FD, FI, Second Team, AP, DH)  
 Ray Childress, DE (Honorable Mention, DH)  
 Ernest Givins, WR (Honorable Mention, DH)  
 Warren Moon, QB (Honorable Mention, DH)  
 Mike Munchak, G (First Team, AP, WA, NEA, SN, FO, FD, TP, DH)  
 Mike Rozier, RB (Honorable Mention, DH)  
**1988** Patrick Allen, CB (Honorable Mention, AP)  
 Keith Bostic, S (Honorable Mention, AP)  
 Ray Childress, DE (Second Team, AP, NEA, CP, FD, Honorable Mention, DH)  
 Jeff Donaldson, S (Second Team, CP, Honorable Mention, AP, DH)  
 Drew Hill, WR (First Team, DH, Honorable Mention, AP)  
 Bruce Matthews, G (First Team, AP, WA, SN, FD, FO, DZ, DH, FW, Second Team, NEA, CP)

Warren Moon, QB (Honorable Mention, DH)  
 Mike Munchak, G (First Team, WA, NEA, FO, FW, Second Team, AP)  
**1989** Ray Childress, DE (Second Team, AP, Honorable Mention, DH)  
 Bruce Matthews, G (First Team, AP, SN, DZ, FD, FI, FW, Second Team, NEA, CP)  
 Greg Montgomery, P (First Team, NEA, Honorable Mention, DH)  
 Warren Moon, QB (Honorable Mention, DH)  
 Mike Munchak, G (First Team, NEA, FO, Second Team, AP)  
 Eugene Seale, ST (First Team, FW)  
**1990** Ray Childress, DE (First Team, WA, CP, FO, DZ, SN, DH, Second Team, AP, NEA, NA, Honorable Mention, PK)  
 Ernest Givins, WR (Second Team, AP, Honorable Mention, DH, PK)  
 Drew Hill, WR (Honorable Mention, AP, DH)  
 Haywood Jeffires, WR (Second Team, CP, NA, Honorable Mention, DH)  
 Richard Johnson, CB (Second Team, CP, Honorable Mention, AP)  
 Terry Kinard, S (Honorable Mention, AP)  
 Bruce Matthews, G (First Team, AP, WA, NEA, CP, FO, SN, FI, DH, FW, Second Team, PK)  
 Bubba McDowell, S (Honorable Mention, AP, DH)  
 Greg Montgomery, P (Honorable Mention, AP, DH)  
 Warren Moon, QB (First Team, SN, FI, Second Team, AP, DH, Honorable Mention, FD, PK)  
 Mike Munchak, G (Second Team, AP, DH)  
**1991** Ray Childress, DT (First Team, NEA, CP, FO, FD, FI, DH, Honorable Mention, AP)  
 Cris Dishman, CB (First Team, AP, FO, FD, FI, DH, FW, Second Team, CP)  
 William Fuller, DE (Honorable Mention, AP, DH)  
 Haywood Jeffires, WR (First Team, AP, WA, FD, FI, Second Team, NEA, CP, DH)  
 Bruce Matthews, C (First Team, NEA, FD, FI, FW, Second Team, AP, CP)  
 Bubba McDowell, S (Second Team, AP, CP, DH)  
 Warren Moon, QB (Honorable Mention, AP, DH)  
 Mike Munchak, G (First Team, AP, WA, FW, CP, FD, Second Team, NEA, Honorable Mention, DH)  
 Bo Orlando, S (Honorable Mention, AP)  
 Al Smith, MLB (First Team, WA, FW, Second Team, CP, DH, Honorable Mention, AP)  
**1992** Ray Childress, DT (First Team, AP, WA, NEA, CP, FO, DZ, FI, JT)  
 Cris Dishman, S (Honorable Mention, AP)  
 William Fuller, DE (Honorable Mention, AP, JT)  
 Ernest Givins, WR (Honorable Mention, JT)  
 Haywood Jeffires, WR (Honorable Mention, AP, JT)  
 Bruce Matthews, C (First Team, AP, WA, NEA, SN, FD, JT, Second Team, CP)  
 Bubba McDowell, S (First Team, JT, Honorable Mention, AP)  
 Greg Montgomery, P (Honorable Mention, AP, JT)  
 Mike Munchak, G (Second Team, AP, CP, JT)  
 Al Smith, MLB (First Team, AP, FD, Second Team, NEA, CP, FO, Honorable Mention, JT)  
 Lorenzo White, RB (Honorable Mention, AP, JT)  
**1993** Ray Childress, DT (First Team, FO, Second Team, AP, CP, FD, Honorable Mention, JT)  
 Al Del Greco, K (Second Team, FD, Honorable Mention, AP)  
 Cris Dishman, CB (Honorable Mention, AP, JT)  
 Sean Jones, DE (Honorable Mention, AP, JT)  
 Bruce Matthews, C (First Team, WA, SN, CP, FD, FI, Second Team, AP)  
 Greg Montgomery, P (First Team, AP, WA, SN, CP, FD, FI, Honorable Mention, JT)  
 Warren Moon, QB (Honorable Mention, AP, JT)  
 Mike Munchak, G (First Team, FD, FI, Second Team, AP, CP)  
 Bo Orlando, S (Honorable Mention, AP)  
 Marcus Robertson, S (First Team, AP, SN, JT, Second Team, CP)  
 Webster Slaughter, WR (Honorable Mention, AP)  
 Al Smith, MLB (Honorable Mention, AP)  
**1994** Rich Camarillo, P (Honorable Mention, AP)  
 Bruce Matthews, C (Honorable Mention, AP)  
**1995** Michael Barrow, MLB (First Team, DZ)

## ALL-TIME ALL-PRO SELECTIONS

Blaine Bishop, S (First Team, DZ, Second Team, FD, Honorable Mention, AP)  
 Darryll Lewis, CB (First Team, FD, TJ, Honorable Mention, AP)  
 Bruce Matthews, G (Second Team, BM, Honorable Mention, AP)  
 Mark Stepnoski, C (Honorable Mention, AP)

**1996** Blaine Bishop, S (Honorable Mention, AP)  
 Al Del Greco, K (Honorable Mention, AP)  
 Cris Dishman, CB (Honorable Mention, AP)  
 Mel Gray, KR (Honorable Mention, AP)  
 Bruce Matthews, G, (First Team, DB, Second Team, AP, FD)  
 John Henry Mills, ST (Second Team, FI)  
 Mark Stepnoski, C (Second Team, AP, FD)

**1997** Blaine Bishop, S (Honorable Mention, AP)  
 Brad Hopkins, T (First Team, DZ, Honorable Mention, AP)  
 Bruce Matthews, G (Honorable Mention, AP)  
 Marcus Robertson, S (First Team, DZ, Honorable Mention, AP)

**1998** Craig Hentrich, P (First Team, AP, WA, CP, SN, FD, USA)  
 Bruce Matthews, G (First Team, AP, WA, SN, USA, Second Team, FD)  
 Frank Wycheck, TE (First Team, DZ, Second Team, CP, FD)

**1999** Eddie George, RB (Second Team, AP, CP, FD)  
 Jevon Kearse, DE (First Team, AP, DZ, CP, SN, FD, FW, WA)  
 Bruce Matthews, G (First Team, AP, FD, FW, WA)  
 Jon Runyan, T (Second Team, AP, FD)

**2000** Blaine Bishop, S (First Team, FD, Second Team, AP)  
 Keith Bulluck, ST (Second Team, FD)  
 Eddie George, RB (First Team, AP, CP, FD, FW, WA)  
 Jevon Kearse, DE (First Team, FO)  
 Derrick Mason, KR (First Team, AP, CP, DZ, FO, FW, SN, WA, Second Team, FD)  
 Bruce Matthews, G (First Team, AP, FW, SN, FD, WA)  
 Samari Rolle, CB (First Team, AP, CP, FD, FW, SN, WA)

**2001** Frank Wycheck, TE (Second Team, AP)

**2002** Keith Bulluck, LB (Second Team, AP)

**2003** Keith Bulluck, LB (First Team, AP, DZ, FW, WA, PK)  
 Steve McNair, QB (Second Team, AP, FD, First Team, DZ)  
 Craig Hentrich, P (First Team, PD)

**2004** Keith Bulluck, LB (First Team, DZ)

**2007** Albert Haynesworth, DT (First Team, AP, DZ, FW, WA)  
 Rob Bironas, K (First Team, AP, SN, SI)

**2008** Albert Haynesworth, DT (First Team, AP, SN, SI, NBC, DMN)  
 Cortland Finnegan, CB (First Team, AP, SN, SI, NBC, DMN)  
 Kevin Mawae, C (First Team, AP, NBC)  
 Michael Roos, OT (First Team, AP, SN, SI, DMN)  
 David Stewart, OT (Second Team, AP)

**2009** Tony Brown, DT (SI)  
 Chris Johnson, RB (First Team, AP, SN, SI, FW/WA)  
 Michael Roos, OT (First Team, DMN, Second Team, AP)

**2010** Michael Griffin, S (Second Team, AP)

**2011** Michael Roos, OT (First Team, SN)

**2013** Jurrell Casey, DT (Second Team, AP)  
 Alterraun Verner, CB (First Team, SI, Second Team, AP)

**2016** Jack Conklin, T (First Team, AP)

**2017** Kevin Byard, S (First Team, AP, WA)  
 Brett Kern, P (First Team, SN, Second Team, AP)  
 Taylor Lewan, T (First Team, SN)

**2018** Kevin Byard, S (Second Team, WA)

**2019** Derrick Henry, RB (First Team, WA, Second Team, AP)  
 Derrick Henry, Flex (Second Team, AP)  
 Brett Kern, P (First Team, AP, WA, SN)

**2020** Derrick Henry, RB (First Team, AP, WA, SN)

**2021** Kevin Byard, S (First Team, AP, WA, SN)  
 Jeffery Simmons, DT (Second Team, AP)

### ALL-AFC

**1970** Elvin Bethea, DE (Honorable Mention, UPI)  
 Glen Ray Hines, T (Honorable Mention, UPI)  
 Ken Houston, S (First Team, FW, Second Team, UPI)  
 Jerry LeVias, WR (Honorable Mention, UPI)  
 Zeke Moore, CB (Honorable Mention, UPI)  
 Ron Pritchard, OLB (Second Team, UPI)

Alvin Reed, TE (First Team, UPI, FW)  
 Walter Suggs, T (Honorable Mention, UPI)

**1971** Elvin Bethea, DE (First Team, FW, Second Team, UPI)  
 Ken Houston, S (First Team, UPI, SN, FW)  
 Ron Pritchard, OLB (Second Team, UPI)

**1972** Elvin Bethea, DE (First Team, SN, Second Team, UPI)  
 Ken Houston, S (Second Team, UPI)  
 Guy Murdock, C (All-Rookie)  
 Mike Tilleman, DT (Honorable Mention, UPI)

**1973** Gregg Bingham, LB (All-Rookie)  
 Elvin Bethea, DE (Second Team, UPI)  
 John Matuszak, DT (All-Rookie)

**1974** Elvin Bethea, DE (First Team, FW, TP, Second Team, UPI)  
 Gregg Bingham, MLB (Honorable Mention, UPI)  
 Ken Burrough, WR (Honorable Mention, UPI)

**1975** Elvin Bethea, DE (First Team, NY)  
 Robert Brazile, OLB (Second Team, UPI, All-Rookie)  
 Curley Culp, DT (First Team, AP, UPI, SN, FW, NY, TP)  
 Billy Johnson, KR (First Team, FW, TP)

**1976** Elvin Bethea, DE (Honorable Mention, UPI)  
 Robert Brazile, OLB (First Team, UPI, SN, FW, NY, TP, PB)  
 Curley Culp, DT (First Team, SN, FW, TP, PB, Second Team, UPI)

**1977** Elvin Bethea, DE (Honorable Mention, UPI)  
 Robert Brazile, OLB (Second Team, UPI)  
 Ken Burrough, WR (Second Team, UPI)  
 Rob Carpenter, RB (All-Rookie)  
 Curley Culp, DT (First Team, FW, Honorable Mention, UPI)  
 Bill Currier, DB (All-Rookie)  
 Billy Johnson, KR (First Team, FW, NY)  
 George Reihner, G (All-Rookie)

**1978** Elvin Bethea, DE (First Team, UPI, FW, NY, FX)  
 Robert Brazile, OLB (First Team, UPI, SN, FW, FX, TP)  
 Earl Campbell, RB (First Team, UPI, SN, FW, NY, FX, TP, All-Rookie)  
 Curley Culp, DT (Second Team, UPI)  
 Greg Sampson, T (Second Team, UPI)

**1979** Jesse Baker, DE (All-Rookie)  
 Robert Brazile, OLB (First, UPI, SN, FW)  
 Earl Campbell, RB (First Team, UPI, SN, FW, NY, FX, TP)  
 Curley Culp, DT (Second Team, UPI)  
 Toni Fritsch, PK (First Team, UPI, SN, FW, NY, FX, TP)  
 Leon Gray, T (First Team, UPI, SN, FW)  
 Carl Mauck, C (Second Team, UPI)  
 Vernon Perry, S (All-Rookie)  
 Mike Reinfeldt, S (First Team, UPI, SN, FW, NY, FX, TP)

**1980** Gregg Bingham, ILB (First Team, FX)  
 Robert Brazile, OLB (First Team, UPI, FW, NY, FX, TP, PB)  
 Earl Campbell, RB (First Team, UPI, FW, NY, FX, TP, PB)  
 Leon Gray, T (First Team, UPI, FW, TP)  
 Carl Mauck, C (First Team, FX, Honorable Mention, UPI)  
 Vernon Perry, S (Second Team, UPI)  
 Mike Reinfeldt, S (Second Team, UPI)  
 Carl Roaches, KR (All-Rookie)  
 Greg Sternick, CB (Second Team, UPI)

**1981** Robert Brazile, OLB (First Team, TP, Second Team, UPI)  
 Earl Campbell, RB (First Team, FX, NY, Second Team, UPI)  
 Leon Gray, T (Second Team, UPI)  
 Vernon Perry, S (First Team, FX)  
 Carl Roaches, KR (First Team, FW, TP)

**1982** Robert Brazile, OLB (First Team, UPI)

**1983** Steve Brown, CB (All-Rookie)  
 Bruce Matthews, T (All-Rookie)  
 Harvey Salem, T (All-Rookie)  
 Tim Smith, WR (First Team, FW)  
 Brian Sochia, DT (All-Rookie)

**1984** Warren Moon (All-Rookie)  
 Mike Munchak, G (First Team, FW, Second Team, UPI)  
 Dean Steinkuhler, T (All-Rookie)

**1985** Ray Childress, DE (All-Rookie, WA)  
 Mike Munchak, G (First Team, FN, Second Team, FN, UPI)

**1986** Ray Childress, DE (First Team, FN)  
 Ernest Givins, WR (All-Rookie, FW, WA)



## ALL-TIME ALL-PRO SELECTIONS

<b>1987</b>	Keith Bostic, S (First Team, UPI, FW) Mike Munchak, G (First Team, UPI, FW, FN) Mike Rozier, RB (Second Team, UPI)	Al Del Greco, K (Second Team, UPI) Eddie George, RB (Second Team, UPI, All-Rookie, FW, WA) Bruce Matthews, G (First Team, UPI, FW, FN) John Henry Mills, ST (First Team, FW) Mark Stepnoski, C (Second Team, UPI)
<b>1988</b>	Ray Childress, DE (First Team, UPI, FW) Drew Hill, WR (Second Team, UPI) Bruce Matthews, G (First Team, UPI, FW, FN) Warren Moon, QB (Second Team, UPI) Mike Munchak, G (First Team, FW, Second Team, UPI) Eugene Seale, ST (First Team, FW)	<b>1997</b> Kenny Holmes, DE (All-Rookie, FW, WA) Bruce Matthews, G (First Team, FW, FN)
<b>1989</b>	Ray Childress, DE (Second Team, UPI) John Grimsley, ILB (Second Team, UPI) Bruce Matthews, G (First Team, UPI, FW, FN) Bubba McDowell, CB (All-Rookie, FW, WA) Greg Montgomery, P (First Team, UPI, FW) Warren Moon, QB (First Team, UPI, FN) Mike Munchak, G (First Team, UPI, FW) Tony Zendejas, K (Second Team, UPI)	<b>1998</b> Craig Hentrich, P (First Team, FW, FN) Kevin Long, C (All-Rookie, FW, WA) Bruce Matthews, G (First Team, FW, FN)
<b>1990</b>	Ray Childress, DT (First Team, FN, Second Team, UPI) Ernest Givins, WR (First Team, UPI) Drew Hill, WR (First Team, FN, Second Team, UPI) Bruce Matthews, G (First Team, UPI, FW, FN) Warren Moon, QB (First Team, UPI, FW, FN) Mike Munchak, G (First Team, FN, Second Team, UPI)	<b>1999</b> Eddie George, RB (First Team, FW) Jevon Kearse, DE (First Team, FW, FN, All-Rookie, FW, WA) Bruce Matthews, G (First Team, FW, FN) John Thornton, DT (All-Rookie, FW, WA)
<b>1991</b>	Ray Childress, DT (First Team, UPI, FW) Cris Dishman, CB (First Team, UPI, FW, FN) John Flannery, G/C (All-Rookie, FW, WA) William Fuller, DE (First Team, UPI, FW, FN) Haywood Jeffires, WR (First Team, UPI, FW, FN) Bruce Matthews, C (First Team, FW) Mike Munchak, G (First Team, UPI, FW, FN) Al Smith, (First Team, UPI, FW, FN)	<b>2000</b> Blaine Bishop, S (First Team, FN) Eddie George, RB (First Team, FN, FW) Brad Hopkins, T (First Team, FW) Derrick Mason, KR (First Team, FN, FW), PR (First Team, FW) Bruce Matthews, G (First Team, FN, FW) Samari Rolle, CB (First Team, FW, FN)
<b>1992</b>	Ray Childress, DT (First Team, FW) Haywood Jeffires, WR (First Team, UPI, FW, FN) Bruce Matthews, C (First Team, UPI, FW, FN) Greg Montgomery, P (First Team, UPI) Mike Munchak, G (First Team, UPI, FW, FN) Eddie Robinson, LB (All-Rookie, FW, WA) Al Smith, MLB (First Team, FW, FN)	<b>2002</b> Jeff Fisher (Coach of the Year, FD) Steve McNair, QB (First Team, SI) (3rd in MVP voting, AP) Carlos Hall, DE (All-Rookie, FW, WA) Keith Bulluck, LB (First Team, FW, FD) (Second Team All-Pro, AP) Lance Schulters, S (First Team, FW) Kevin Carter, DE (Second Team, FD)
<b>1993</b>	Ray Childress, DT (First Team, UPI, FW, FN) Brad Hopkins, T (All-Rookie, FW, WA) Bruce Matthews, C (First Team, UPI, FW, FN) Greg Montgomery, P (First Team, UPI, FW, FN) Mike Munchak, G (First Team, UPI, FW, FN)	<b>2003</b> Keith Bulluck, LB (First Team, FW) Craig Hentrich, P (First Team, FW)
<b>1995</b>	Blaine Bishop, S (First Team, UPI, FW, FN) Darryll Lewis, CB (First Team, FN, Second Team, UPI) Bruce Matthews, G (First Team, UPI, FW, FN) Marcus Robertson, S (First Team, UPI, FW) Chris Sanders, WR (All-Rookie, FW, WA) Gary Walker, DT (All-Rookie, FW, WA)	<b>2004</b> Jacob Bell, G (All-Rookie, FW, WA) <b>2005</b> Pacman Jones, CB/PR/KR (All-Rookie, CP, FW, WA) <b>2006</b> Vince Young, QB (All-Rookie, PF, WA) <b>2007</b> Kevin Mawae, C (First Team, PK) <b>2008</b> Cortland Finnegan, CB (First Team, WA) Chris Johnson, RB (First Team, WA, All-Rookie, FW, WA, SN) Kevin Mawae, C (First Team, WA)
<b>1996</b>	Blaine Bishop, S (Second Team, UPI)	<b>2009</b> Chris Johnson, RB (First Team, WA) <b>2010</b> Marc Mariani, PR/KR (All-Rookie, FW, WA, SN) <b>2013</b> Jurrell Casey, DT (First Team, WA) <b>2016</b> DeMarco Murray, RB (First Team, WA) <b>2017</b> Kevin Byard, S (First Team, WA) Brett Kern, P (First Team, WA) <b>2018</b> Derrick Henry, RB (First Team, WA) Brett Kern, P (First Team, WA) Taylor Lewan, T (First Team, WA) <b>2019</b> Derrick Henry, RB (First Team, WA) Brett Kern, P (First Team, WA) <b>2020</b> Derrick Henry, RB (First Team, WA) <b>2021</b> Kevin Byard, S (First Team, AP, WA, SN) Jeffery Simmons, DT (Second Team, AP)



Running back Derrick Henry was named first team All-Pro for the third consecutive season in 2020.

## ALL-TIME HONORS

*(Number of individual Pro Bowls selected in parenthesis)*

### AFL ALL-STARs

<b>1961</b>	Tony Banfield, CB (1) George Blanda, QB (1) Billy Cannon, HB (1) Don Floyd, DE (1) Charlie Hennigan, E (1) Ed Husmann, DT (1) Al Jamison, T (1) Mark Johnston, S (1) Bob McLeod, E (1) Dennit Morris, LB (1) Bob Schmidt, C (1) Charley Tolar, FB (1)
<b>1962</b>	Tony Banfield, CB (2) George Blanda, QB (2) Willard Dewveall, E (1) Don Floyd, DE (2) Fred Glick, S (1) Charlie Hennigan, E (2) Ed Husmann, DT (2) Al Jamison, T (2) Rich Michael, T (1) Jim Norton, S (1) Bob Schmidt, C (2) Bob Talamini, G (1) Charley Tolar, FB (2)
<b>1963</b>	Tony Banfield, CB (3) George Blanda, QB (3) Fred Glick, S (2) Charlie Hennigan, E (3) Ed Husmann, DT (3) Rich Michael, T (2) Jim Norton, S (2) Bob Schmidt, C (3) Bob Talamini, G (2)
<b>1964</b>	Sid Blanks, RB (1) Don Floyd, DE (3) Fred Glick, S (3) Charlie Hennigan, E (4) Pete Jaquess, CB (1) Bob Talamini, G (3)
<b>1965</b>	Ode Burrell, RB (2) Willie Frazier, TE (1) Charlie Hennigan, E (5) Bob Talamini, G (4)
<b>1966</b>	Charles Frazier, E (1) W.K. Hicks, CB (1) Bob Talamini, G (5)
<b>1967</b>	Woody Campbell, RB (1) Miller Farr, CB (1) Hoyle Granger, RB (1) Pat Holmes, DE (1) Jim Norton, S (3) Walter Suggs, T (1) Bob Talamini, G (6) George Webster, LB (1)
<b>1968</b>	Sonny Bishop, G (1) Garland Boyette, MLB (1) Miller Farr, CB (2) Hoyle Granger, RB (2) Glen Ray Hines, T (1) Pat Holmes, DE (2) Bobby Maples, C (1) Alvin Reed, TE (1) Walter Suggs, T (2) George Webster, LB (2)
<b>1969</b>	Jim Beirne, WR (1) Elvin Bethea, DE (1) Garland Boyette, MLB (2)

Miller Farr, CB (3)  
Glen Ray Hines, T (2)  
Ken Houston, S (2)  
Jerry LeVias, WR (1)  
Zeke Moore, CB (1)  
Alvin Reed, TE (2)  
George Webster, LB (3)

### AFC PRO BOWL

<b>1970</b>	Ken Houston, S (3) Zeke Moore, CB (2)
<b>1971</b>	Elvin Bethea, DE (2) Ken Houston, S (4)
<b>1972</b>	Elvin Bethea, DE (3) Ken Houston, S (5)
<b>1973</b>	Elvin Bethea, DE (4)
<b>1974</b>	Elvin Bethea, DE (5)
<b>1975</b>	Elvin Bethea, DE (6) Ken Burrough, WR (1) Curley Culp, DT (1) Billy Johnson, KR (1) Dan Pastorini, QB (1)
<b>1976</b>	Robert Brazile, OLB (1) Curley Culp, DT (2)
<b>1977</b>	Robert Brazile, OLB (2) Ken Burrough, WR (2) Curley Culp, DT (3) Billy Johnson, KR (2)
<b>1978</b>	Elvin Bethea, DE (7) Robert Brazile, OLB (3) Earl Campbell, RB (1) Curley Culp, DT (4)
<b>1979</b>	Elvin Bethea, DE (8) Robert Brazile, OLB (4) Earl Campbell, RB (2) Toni Fritsch, K (1) Leon Gray, T (1) Mike Reinhardt, S (1)
<b>1980</b>	Robert Brazile, OLB (5) Dave Casper, TE (1) Earl Campbell, RB (3) Greg Stemrick, CB (1)
<b>1981</b>	Robert Brazile, OLB (6) Earl Campbell, RB (4) Leon Gray, T (2) Carl Roaches, KR (1)
<b>1982</b>	Robert Brazile, OLB (7)
<b>1983</b>	Earl Campbell, RB (5)
<b>1984</b>	Mike Munchak, G (1)
<b>1985</b>	Mike Munchak, G (2)
<b>1987</b>	Keith Bostic, S (1) Mike Munchak, G (3) Mike Rozier, RB (1)
<b>1988</b>	Keith Bostic, S (2) Ray Childress, DE (1) John Grimsley, ILB (1) Drew Hill, WR (1) Bruce Matthews, G (1) Warren Moon, QB (1) Mike Munchak, G (4) Mike Rozier, RB (2)
<b>1989</b>	Bruce Matthews, G (2) Warren Moon, QB (2) Mike Munchak, G (5)
<b>1990</b>	Ray Childress, DT (2) Ernest Givins, WR (1) Drew Hill, WR (2) Bruce Matthews, G (3) Warren Moon, QB (3) Mike Munchak, G (6)
<b>1991</b>	Ray Childress, DT (3) Cris Dishman, CB (1)

<b>1992</b>	William Fuller, DE (1) Haywood Jeffires, WR (1) Bruce Matthews, C (4) Warren Moon, QB (4) Mike Munchak, G (7) Al Smith, MLB (1) Ray Childress, DT (4) Curtis Duncan, WR (1) Ernest Givins, WR (2) Haywood Jeffires, WR (2) Bruce Matthews, C (5) Warren Moon, QB (5) Mike Munchak, G (8) Al Smith, MLB (2) Lorenzo White, RB (1)
<b>1993</b>	Ray Childress, DT (5) Haywood Jeffires, WR (3) Sean Jones, DE (1) Bruce Matthews, C (6) Greg Montgomery, P (1) Warren Moon, QB (6) Mike Munchak, G (9) Webster Slaughter, WR (2,1)
<b>1994</b>	Bruce Matthews, C (7)
<b>1995</b>	Blaine Bishop, S (1) Darryll Lewis, CB (1) Bruce Matthews, C (8) Mark Stepnoski, C (4, 1)
<b>1996</b>	Blaine Bishop, S (2) Bruce Matthews, G (9) John Henry Mills, ST (1) Mark Stepnoski, C (5, 2)
<b>1997</b>	Blaine Bishop, S (3) Eddie George, RB (1) Bruce Matthews, G (10)
<b>1998</b>	Eddie George, RB (2) Craig Hentrich, P (1) Bruce Matthews, G (11) Frank Wycheck, TE (1)
<b>1999</b>	Eddie George, RB (3) Jevon Kearse, DE (1) Frank Wycheck, TE (2) Bruce Matthews, G (12)
<b>2000</b>	Blaine Bishop, S (4) Eddie George, RB (4) Brad Hopkins, T (1) Jevon Kearse, DE (2) Derrick Mason, KR (1) Bruce Matthews, G (13) Steve McNair, QB (1) Samari Rolle, CB (1) Frank Wycheck, TE (3)
<b>2001</b>	Bruce Matthews, G (14) Jevon Kearse, DE (3)
<b>2002</b>	Kevin Carter, DE (2, 1)
<b>2003</b>	Steve McNair, QB (2) Keith Bulluck, LB (1) Brad Hopkins, OT (2) Craig Hentrich, P (2) Derrick Mason, WR (2)
<b>2005</b>	Steve McNair, QB (3) Kyle Vanden Bosch, DE (1)
<b>2006</b>	Vince Young, QB (1)
<b>2007</b>	Rob Bironas, K (1) Albert Haynesworth, DT (1) Kyle Vanden Bosch, DE (2) Cortland Finnegan, CB (1) Albert Haynesworth, DT (2) Kevin Mawae, C (7, 1) Chris Hope, S (1) Chris Johnson, RB (1) Michael Roos, OT (1)
<b>2008</b>	



## ALL-TIME HONORS

	Kerry Collins, QB (2, 1)
	Michael Griffin, S (1)
<b>2009</b>	Chris Johnson, RB (2)
	Kevin Mawae, C (8, 2)
	Kyle Vanden Bosch, DE (3)
	Vince Young, QB (2)
<b>2010</b>	Jason Babin, DE (1)
	Michael Griffin, S (2)
	Chris Johnson, RB (3)
	Marc Mariani, KR/PR (1)
<b>2013</b>	Alterraun Verner, CB (1)
<b>2015</b>	Jurrell Casey, DT (1)
	Delanie Walker, TE (1)
<b>2016</b>	DT Jurrell Casey (2)
	T Taylor Lewan (1)
	RB DeMarco Murray (3, 1)
	OLB Brian Orakpo (4, 1)
	TE Delanie Walker (2)
<b>2017</b>	S Kevin Byard (1)
	DT Jurrell Casey (3)
	P Brett Kern (1)
	T Taylor Lewan (2)
	ST Brynden Trawick (1)
	TE Delanie Walker (3)
<b>2018</b>	DT Jurrell Casey (4)
	P Brett Kern (2)
	T Taylor Lewan (3)
<b>2019</b>	DT Jurrell Casey (5)
	RB Derrick Henry (1)
	P Brett Kern (3)
	QB Ryan Tannehill (1)
<b>2020</b>	WR A.J. Brown (1)
	RB Derrick Henry (2)
<b>2021</b>	S Kevin Byard (2)
	OLB Harold Landry III (1)
	G Rodger Saffold III (1)
	DT Jeffery Simmons (1)

### ASSOCIATED PRESS NFL MVP

<b>1979</b>	Earl Campbell, RB
<b>2003</b>	Steve McNair, QB

### ASSOCIATED PRESS COMEBACK PLAYER OF THE YEAR

<b>2019</b>	Ryan Tannehill, QB
-------------	--------------------

### ASSOCIATED PRESS COACH OF THE YEAR

<b>2021</b>	Mike Vrabel
-------------	-------------

### PRO FOOTBALL WRITERS ASSOCI- ATION COACH OF THE YEAR

<b>2021</b>	Mike Vrabel
-------------	-------------

### BERT BELL TROPHY

(NFL Most Valuable Player presented by Philadelphia Maxwell Club)

<b>1979</b>	Earl Campbell, RB
-------------	-------------------

### BERT BELL ROOKIE OF YEAR

(NFL Rookie Most Valuable Player presented by Philadelphia Maxwell Club)

<b>1996</b>	Eddie George, RB
-------------	------------------

### AFL PLAYER OF YEAR

<b>1961</b>	George Blanda, QB (UPI, SN)
<b>1967</b>	George Blanda, QB (SN)

### AFL DEFENSIVE ROOKIE OF YEAR

<b>1967</b>	George Webster, LB (SN)
-------------	-------------------------

### NFL PLAYER OF THE YEAR

<b>1978</b>	Earl Campbell, RB (NEA, WA, FD, NY)
<b>1979</b>	Earl Campbell, RB (NEA, WA)
<b>1980</b>	Earl Campbell, RB (NEA, NY, CP)
<b>2003</b>	Steve McNair, QB (DZ)

### NFL OFFENSIVE PLAYER OF YEAR

<b>1978</b>	Earl Campbell, RB (AP)
<b>1979</b>	Earl Campbell, RB (AP, FW)
<b>1980</b>	Earl Campbell, RB (AP)
<b>1990</b>	Warren Moon, QB (AP)
<b>2009</b>	Chris Johnson, RB (AP)
<b>2020</b>	Derrick Henry, RB (AP)

### NFL DEFENSIVE PLAYER OF YEAR

<b>1975</b>	Curley Culp, DT (NEA)
<b>1979</b>	Jesse Baker, DT (FW)

### NFL ROOKIE OF YEAR

<b>1978</b>	Earl Campbell, RB (AP)
<b>1979</b>	Jesse Baker, DT (FW)
<b>1996</b>	Eddie George, RB (SN, FW, SI)
<b>2006</b>	Vince Young, QB (SI, DP)

### NFL OFFENSIVE ROOKIE OF YEAR

<b>1978</b>	Earl Campbell, RB (FW)
<b>1996</b>	Eddie George, RB (AP, FW, FD, CP)
<b>2006</b>	Vince Young, QB (AP, PF, WA)

### NFL DEFENSIVE ROOKIE OF YEAR

<b>1975</b>	Robert Brazile, LB (AP)
<b>1979</b>	Jesse Baker, DT (FW)
<b>1999</b>	Jevon Kearse, DE (AP, FN, FW, CP, FD)

### AFC PLAYER OF YEAR

<b>1978</b>	Earl Campbell, RB (SN, NY)
<b>2000</b>	Eddie George, RB (FN)

### AFC OFFENSIVE PLAYER OF YEAR

<b>1978</b>	Earl Campbell, RB (UPI, KC)
<b>1990</b>	Warren Moon, QB (UPI)

### AFC DEFENSIVE PLAYER OF YEAR

<b>1975</b>	Robert Brazile, LB (SN)
<b>1979</b>	Jesse Baker, DT (FW)
	Mike Reinfeldt, S (KC)

### DIET PEPSI ROOKIE OF YEAR

<b>2006</b>	Vince Young, QB
-------------	-----------------

### ED BLOCK COURAGE AWARD

(nominee from each NFL team for courage in battling injuries)

<b>1984</b>	Bob Hamm
<b>1985</b>	Pat Howell
<b>1986</b>	Dean Steinkuhler
<b>1987</b>	Kent Hill
<b>1988</b>	Alonzo Highsmith
<b>1989</b>	Doug Smith
<b>1990</b>	Mike Munchak
<b>1991</b>	Bubba McDowell
<b>1992</b>	Warren Moon
<b>1993</b>	Curtis Duncan
<b>1994</b>	Marcus Robertson
<b>1995</b>	Barron Wortham
<b>1996</b>	Blaine Bishop
<b>1997</b>	Bruce Matthews

<b>1998</b>	Steve Jackson
<b>1999</b>	Steve McNair
<b>2000</b>	Kenny Holmes
<b>2001</b>	Kevin Dyson
<b>2002</b>	Eddie George
<b>2003</b>	Kevin Carter
<b>2004</b>	Keith Bulluck
<b>2005</b>	Tank Williams
<b>2006</b>	Brandon Jones
<b>2007</b>	David Thornton
<b>2008</b>	Chris Hope
<b>2009</b>	Kevin Mawae
<b>2010</b>	Will Witherspoon
<b>2011</b>	Derrick Morgan
<b>2012</b>	Kenny Britt
<b>2013</b>	David Stewart
<b>2014</b>	Michael Griffin
<b>2015</b>	Craig Stevens
<b>2016</b>	Jason McCourty
<b>2017</b>	Karl Klug
<b>2018</b>	Jack Conklin
<b>2019</b>	Jonnu Smith
<b>2020</b>	Jeffery Simmons
<b>2021</b>	Nick Westbrook-Ikhine

### TITANS MAN OF THE YEAR

(nominee from each NFL team for Walter Payton NFL Man of the Year)

<b>1996</b>	Marcus Robertson
<b>1997</b>	Al Del Greco
<b>1998</b>	Al Del Greco
<b>1999</b>	Chris Sanders
<b>2000</b>	Kenny Holmes
<b>2001</b>	Jason Fisk
<b>2002</b>	Kevin Carter
<b>2003</b>	Kevin Carter
<b>2004</b>	Kevin Carter
<b>2005</b>	Steve McNair
<b>2006</b>	Keith Bulluck
<b>2007</b>	Keith Bulluck
<b>2008</b>	David Thornton
<b>2009</b>	Kyle Vanden Bosch
<b>2010</b>	Cortland Finnegan
<b>2011</b>	Cortland Finnegan
<b>2012</b>	Jared Cook
<b>2013</b>	Delanie Walker
<b>2014</b>	Jason McCourty
<b>2015</b>	Delanie Walker
<b>2016</b>	Jurrell Casey
<b>2017</b>	Wesley Woodyard
<b>2018</b>	Jurrell Casey
<b>2019</b>	Ben Jones
<b>2020</b>	Kevin Byard
<b>2021</b>	Derrick Henry

### NFL PLAYER OF WEEK

<b>1984</b>	<b>Larry Moriarty, RB, Week 11</b> (AFC Offensive)
<b>1985</b>	<b>Steve Brown, CB, Week 1</b> (AFC Defensive)
	<b>Bo Eason, S, Week 12</b> (AFC Defensive)
<b>1987</b>	<b>Eugene Seale, LB, Week 4</b> (AFC Defensive)
<b>1988</b>	<b>Ray Childress, DT, Week 1</b> (AFC Defensive)
	<b>Allen Pinkett, RB, Week 4</b> (AFC Offensive)
	<b>Drew Hill, WR, Week 9</b> (AFC Offensive)
<b>1989</b>	<b>Warren Moon, QB, Week 6</b> (AFC Offensive)

## ALL-TIME HONORS

1990	Warren Moon, QB, Week 6 (AFC Offensive)	1999	Al Del Greco, K, Divisional (AFC Special Teams)	2008	(AFC Special Teams)
	Johnny Meads, LB, Week 7 (AFC Defensive)		Steve McNair, QB, Week 8, 16, AFC Champ. (AFC Offensive)		Rob Bironas, K, Week 17 (AFC Special Teams)
	Warren Moon, QB, Week 11 (AFC Offensive)		Derrick Mason, WR/KR, Week 12, AFC Champ. (AFC Special Teams)		Cortland Finnegan, Week 1 (AFC Defensive)
	Lorenzo White, RB, Week 12 (AFC Offensive)		Eddie Robinson, LB, Week 14 (AFC Defensive)		Keith Bulluck, LB, Week 2 (AFC Special Teams)
	Warren Moon, QB, Week 15 (AFC Offensive)		Kevin Dyson, Frank Wycheck, Wild Card (AFC Special Teams)		Craig Hentrich, P, Week 10 (AFC Special Teams)
1991	Cody Carlson, QB, Week 17 (AFC Offensive)	2000	Eddie Robinson, LB, Week 14 (AFC Defensive)	2009	Chris Hope, S, Week 8 (AFC Defensive)
	Lamar Lathon, LB, Week 2 (AFC Defensive)		Derrick Mason, KR/PR, Week 4 (AFC Special Teams)		Chris Johnson, RB, Week 8 (AFC Offensive)
	Ernest Givins, WR, Week 6 (AFC Offensive)		Randall Godfrey, LB, Week 8, 17 (AFC Defensive)		Vince Young, QB, Week 12 (AFC Offensive)
	Haywood Jeffires, WR, Week 7 (AFC Offensive)		Samari Rolle, CB, Week 9 (AFC Defensive)		Keith Bulluck, LB, Week 14 (AFC Defensive)
	Warren Moon, QB, Week 12 (AFC Offensive)		Al Del Greco, K, Week 14 (AFC Special Teams)		Chris Johnson, RB, Week 5 (AFC Offensive)
1992	Ray Childress, DT, Week 15 (AFC Defensive)	2001	Eddie Robinson, LB, Week 14 (AFC Defensive)	2010	Marc Mariani, KR/PR, Week 11 (AFC Special Teams)
	William Fuller, DE, Week 16 (AFC Defensive)		Eddie George, RB, Week 16 (AFC Offensive)		Marc Mariani, KR/PR, Week 10 (AFC Special Teams)
	Cody Carlson, QB, Week 13 (AFC Offensive)		Joe Nedney, K, Week 5 (AFC Special Teams)		Chris Johnson, RB, Week 12 (AFC Offensive)
	Lorenzo White, RB, Week 16 (AFC Offensive)		Joe Nedney, K, Week 6 (AFC Special Teams)		Colin McCarthy, LB, Week 13 (AFC Defensive)
	Ray Childress, DT, Week 17 (AFC Defensive)		Steve McNair, QB, Week 8 (AFC Offensive)		Darius Reynaud, KR/PR, Week 3 (AFC Special Teams)
1993	Marcus Robertson, S, Week 2 (AFC Defensive)	2002	Derrick Mason, WR, Week 10 (AFC Special Teams)	2011	Chris Johnson, RB, Week 7 (AFC Offensive)
	Greg Montgomery, P, Week 7 (AFC Special Teams)		Steve McNair, QB, Week 12 (AFC Offensive)		Darius Reynaud, KR/PR, Week 17 (AFC Special Teams)
	Warren Moon, QB, Week 8 (AFC Offensive)		Carlos Hall, DE, Week 1 (AFC Defensive)		Alterraun Verner, CB, Week 4 (AFC Defensive)
	Gary Brown, RB, Week 11 (AFC Offensive)		Steve McNair, QB, Week 9 (AFC Offensive)		Jurrell Casey, DT, Week 6 (AFC Defensive)
	Marcus Robertson, S, Week 12 (AFC Defensive)		Frank Wycheck, TE, Divisional (NFL Offensive)		Marcus Mariota, QB, Week 1, 9 (AFC Offensive)
1995	William Fuller, DE, Week 13 (AFC Defensive)	2003	Craig Hentrich, P, Week 1 (AFC Special Teams)	2012	Marcus Mariota, QB, Week 10 (AFC Offensive)
	Steve Jackson, CB, Week 14 (AFC Defensive)		Rocky Boiman, LB, Week 4 (AFC Defensive)		Ryan Succop, K, Week 15 (AFC Special Teams)
	Gary Brown, RB, Week 16 (AFC Offensive)		Jevon Kearse, DE, Week 7 (AFC Defensive)		Ryan Succop, K, Week 6 (AFC Special Teams)
	Blaine Bishop, S, Week 17 (AFC Defensive)		Justin McCareins, WR, Week 12 (AFC Special Teams)		Kevin Byard, S, Week 7, 17 (AFC Defensive)
	Ray Childress, DT, Week 18 (AFC Defensive)		Craig Hentrich, P, Week 16 (AFC Special Teams)		Dane Cruikshank, S, Week 2 (AFC Special Teams)
1996	Chris Chandler, QB, Week 4 (AFC Offensive)	2004	Gary Anderson, K, Week 17 (AFC Special Teams)	2013	Marcus Mariota, QB, Week 4 (AFC Offensive)
	John Henry Mills, LB, Week 4 (AFC Special Teams)		Gary Anderson, K, Wild Card (AFC Special Teams)		Wesley Woodyard, LB, Week 10 (AFC Defensive)
	Cris Dishman, CB, Week 9 (AFC Defensive)		Chris Brown, RB, Week 5 (AFC Offensive)		Derrick Henry, RB, Week 14 (AFC Offensive)
	Eddie George, RB, Week 2 (AFC Offensive)		Pacman Jones, CB, Week 14 (AFC Special Teams)		Cameron Wake, OLB, Week 1 (AFC Defensive)
	Mel Gray, KR, Week 6 (AFC Defensive)		Vince Young, QB, Week 16 (AFC Offensive)		Ryan Tannehill, QB, Week 14 (AFC Offensive)
1997	Eddie George, RB, Week 1 (AFC Offensive)	2005	Casey Cramer, TE, Week 6 (AFC Special Teams)	2014	Derrick Henry, RB, Week 17 (AFC Offensive)
	M. Robertson, FS, Week 14 (AFC Defensive)		Rob Bironas, K, Week 13 (AFC Special Teams)		Stephen Gostkowski, K, Week 3 (AFC Special Teams)
	Blaine Bishop, SS, Week 6 (AFC Defensive)		Chris Brown, RB, Week 1 (AFC Offensive)		Derrick Henry, RB, Week 6, 17 (AFC Offensive)
	Mike Archie, RB, Week 7 (AFC Special Teams)		Keith Bulluck, LB, Week 3 (AFC Defensive)		Jeffery Simmons, DT, Week 9 (AFC Defensive)
	Eddie George, RB, Week 10 (AFC Offensive)		Kyle Vanden Bosch, DE, Week 16 (AFC Defensive)		Derrick Henry, RB, Week 2 (AFC Offensive)
1998	Craig Hentrich, P, Week 10 (AFC Special Teams)	2006	Rob Bironas, K, Week 7 (AFC Special Teams)	2015	Derrick Henry, RB, Week 6 (AFC Offensive)
					Randy Bullock, K, Week 8 (AFC Special Teams)

## ALL-TIME HONORS

(AFC Special Teams)  
**Ryan Tannehill, QB, Week 18**  
 (AFC Offensive)

### NFL.COM ALL-HEART PLAYER OF WEEK

**2000** Eddie George, RB, Week 6  
 Bruce Matthews, G, Week 7

### NFL PLAYER OF MONTH

**1988** **Drew Hill, WR, September**  
 (AFC Offensive)  
**1990** **Warren Moon, QB, November**  
 (AFC Offensive)  
**1991** **Cris Dishman, CB, October**  
 (AFC Defensive)  
**1992** **Lorenzo White, RB, December**  
 (AFC Offensive)  
**1993** **Gary Brown, RB, November**  
 (AFC Offensive)  
**Al Del Greco, K, November**  
 (AFC Special Teams)  
**Cris Dishman, CB, December**  
 (AFC Defensive)  
**1996** **Al Del Greco, K, October**  
 (AFC Special Teams)  
**1998** **Craig Hentrich, P, November**  
 (AFC Special Teams)  
**1999** **Jevon Kearse, DE, December**  
 (AFC Defensive)  
**2000** **Derrick Mason, KR/PR, October**  
 (AFC Special Teams)  
**2002** **Steve McNair, QB, December**  
 (AFC Offensive)  
**2003** **Steve McNair, QB, October**  
 (AFC Offensive)  
**2007** **Rob Bironas, K, October**  
 (AFC Special Teams)  
**2008** **Albert Haynesworth, DT, September**  
 (AFC Defensive)  
**2009** **Chris Johnson, RB, November**  
 (AFC Offensive)  
**2010** **Michael Griffin, S, October**  
 (AFC Defensive)  
**2012** **Darius Reynaud, KR/PR, September**  
 (AFC Special Teams)  
**2016** **Marcus Mariota, QB, November**  
 (AFC Offensive)  
**2017** **Ryan Succop, K, September**  
 (AFC Special Teams)  
**2018** **Derrick Henry, RB, December**  
 (AFC Offensive)  
**2019** **Ryan Tannehill, QB, December**  
 (AFC Offensive)  
**2020** **Stephen Gostkowski, K, September**  
 (AFC Special Teams)  
**Derrick Henry, RB, October**  
 (AFC Offensive)  
**2021** **Kevin Byard, S, October**  
 (AFC Defensive)

### FEDEX AIR PLAYER OF WEEK

**2003** Steve McNair, QB, Week 6  
**2004** Billy Volek, QB, Week 14  
**2015** Marcus Mariota, QB, Week 9  
**2016** Marcus Mariota, QB, Week 10  
**2019** Ryan Tannehill, QB, Week 14  
**2020** Ryan Tannehill, QB, Week 6

### FEDEX GROUND PLAYER OF WEEK

**2004** Chris Brown, RB, Week 5

**2007** Chris Brown, RB, Week 1  
**2009** Chris Johnson, RB, Week 8  
 Chris Johnson, RB, Week 12  
**2012** Chris Johnson, RB, Week 7  
**2013** Chris Johnson, RB, Week 9  
**2016** DeMarco Murray, RB, Week 10  
**2018** Derrick Henry, RB, Week 14  
 Derrick Henry, RB, Week 15  
**2019** Derrick Henry, RB, Week 10  
 Derrick Henry, RB, Week 12  
 Derrick Henry, RB, Week 13  
 Derrick Henry, RB, Week 14  
 Derrick Henry, RB, Week 17  
**2020** Derrick Henry, RB, Week 6  
 Derrick Henry, RB, Week 11  
 Derrick Henry, RB, Week 12  
 Derrick Henry, RB, Week 14  
 Derrick Henry, RB, Week 15  
**2021** Derrick Henry, RB, Week 2  
 Derrick Henry, RB, Week 3  
 Derrick Henry, RB, Week 5

### FEDEX GROUND PLAYER OF YEAR

**2009** Chris Johnson, RB  
**2019** Derrick Henry, RB  
**2020** Derrick Henry, RB

### NFL ROOKIE OF MONTH

**1996** Eddie George, RB, Sept.  
**1999** Jevon Kearse, DE, Sept., Nov., Dec.  
**2008** Chris Johnson, RB, Sept.  
**2015** Marcus Mariota, QB, Sept.  
**2019** A.J. Brown, WR, Dec.

### PEPSI NFL ROOKIE OF THE WEEK

**2006** Vince Young, QB, Week 12  
 Vince Young, QB, Week 13  
 Vince Young, QB, Week 14  
 Vince Young, QB, Week 16  
**2008** Chris Johnson, RB, Week 7  
 Chris Johnson, RB, Week 9  
**2011** Colin McCarthy, LB, Week 13  
**2015** Marcus Mariota, QB, Week 1  
**2019** A.J. Brown, WR, Week 12

### AFC OFFENSIVE ROOKIE OF YEAR

**1996** Eddie George, RB (PF, FD, CP)  
**2006** Vince Young, QB (AP, PF, WA)

### AFC DEFENSIVE ROOKIE OF YEAR

**1999** Jevon Kearse, DE (AP, PFW, FN, CPFW)

### AFL ALL-ROOKIE

**1967** George Webster, LB

### NFL ALL-ROOKIE

**1972** Guy Mardock, C  
**1973** Gregg Bingham, LB  
 John Matuszak, DT  
**1975** Robert Brazile, LB  
**1977** Rob Carpenter, RB  
 Bill Currier, DB  
 George Reihner, G  
**1978** Earl Campbell, RB  
**1979** Jesse Baker, DT  
 Vernon Perry, S  
**1980** Carl Roaches, KR  
**1983** Steve Brown, CB  
 Bruce Matthews, T

Harvey Salem, T  
 Brian Sochia, DT  
**1984** Warren Moon, QB  
 Dean Steinkuhler, T  
**1985** Ray Childress, DT  
**1986** Ernest Givins, WR  
**1989** Bubba McDowell, S  
**1991** John Flannery, C  
**1992** Eddie Robinson, LB  
**1993** Brad Hopkins, T  
**1995** Chris Sanders, WR  
 Gary Walker, DT  
**1996** Eddie George, RB  
**1997** Kenny Holmes, DE  
**1998** Kevin Long, C  
**1999** Jevon Kearse, DE  
 John Thornton, DT  
**2002** Carlos Hall, DE  
**2004** Jacob Bell, G  
**2005** Pacman Jones, CB/PR/KR  
**2006** Vince Young, QB  
**2008** Chris Johnson, RB  
**2010** Marc Mariani, PR/KR  
**2014** Taylor Lewan, T  
**2016** Jack Conklin, T  
**2019** A.J. Brown, WR

### PRO BOWL PLAYER OF GAME

**1976** Billy Johnson, PR  
**2017** Delanie Walker, TE (Offensive MVP)

### NFL 75th ANNIVERSARY TEAM

Ken Houston, S  
 Billy Johnson, PR

### AFL ALL-TIME TEAM

George Blanda, K (First Team)  
 Miller Farr, CB (Second Team)  
 Charlie Hennigan, WR (Second Team)  
 Bob Talamini, G (Second Team)  
 George Webster, LB (First Team)

### NFL ALL-DECADE TEAM

**1970s** Robert Brazile, LB (Second Team)  
 Earl Campbell, RB (Second Team)  
 Ken Houston, S (First Team)  
 Billy Johnson, KR (Second Team)  
**1980s** Billy Johnson, PR (First Team)  
 Mike Munchak, G (Second Team)  
**1990s** Mel Gray, PR & KR (Second Team)  
 Bruce Matthews, G (First Team)  
 Mark Stepanoski, C (Second Team)  
**2000s** Kevin Mawae, C (First Team)

### PRO FOOTBALL HALL OF FAME ALL-TIME TEAM

Bruce Matthews, G  
 George Blanda, K

### NFL ALUMNI

**1999** Jevon Kearse, DE  
 (Pass Rusher of the Year)  
**2000** Bruce Matthews, G  
 (Offensive Lineman of the Year)

### TEAM CAPTAINS (SINCE 2007)

**2007** Vince Young, QB (offense)  
 Kevin Mawae, C (offense)  
 Keith Bulluck, LB (defense)  
 Kyle Vanden Bosch, DE (defense)



## ALL-TIME HONORS

<b>2008</b>	Craig Hentrich, P (special teams) Vince Young, QB (offense) Kevin Mawae, C (offense) Keith Bulluck, LB (defense) Kyle Vanden Bosch, DE (defense) Craig Hentrich, P (special teams)	<b>2014</b>	Patrick Bailey, LB (special teams) Jake Locker, QB (offense) Nate Washington, WR (offense) Jurrell Casey, DT (defense) Wesley Woodyard, LB (defense) George Wilson, S (special teams)		
<b>2009</b>	Kerry Collins, QB (offense) Kyle Vanden Bosch, DE (defense) Craig Hentrich, P (special teams) Donnie Nicky, S (special teams)	<b>2015</b>	Taylor Lewan, T (offense) Delanie Walker, TE (offense) Jurrell Casey, DT (defense) Marcus Mariota, QB (offense) Dexter McCluster, RB (offense) Jason McCourty, CB (defense) Brian Orakpo, OLB (defense) Wesley Woodyard, LB (special teams)	<b>2019</b>	Marcus Mariota, QB (offense) Delanie Walker, TE (offense) Jurrell Casey, DT (defense) Wesley Woodyard, LB (special teams) Derrick Henry, RB (offense) Ryan Tannehill, QB (offense) Kevin Byard, S (defense) DaQuan Jones, NT (defense) Brett Kern, P (special teams) Derrick Henry, RB (offense) Ryan Tannehill, QB (offense) Kevin Byard, S (defense) Jeffery Simmons, DT (defense) Brett Kern, P (special teams) Derrick Henry, RB (offense) Ryan Tannehill, QB (offense) Ben Jones, C (offense) Kevin Byard, S (defense) Jeffery Simmons, DT (defense) Ola Adeniyi, OLB (special teams)
<b>2010</b>	Vince Young, QB (offense) Ahmard Hall, FB (offense) Stephen Tulloch, LB (defense) Donnie Nicky, S (special teams)	<b>2016</b>	Marcus Mariota, QB (offense) Delanie Walker, TE (offense) Jurrell Casey, DT (defense) Brian Orakpo, OLB (defense) Daimion Stafford, S (special teams) Wesley Woodyard, LB (special teams)	<b>2020</b>	
<b>2011</b>	Matt Hasselbeck, QB (offense) Cortland Finnegan, CB (defense) Tim Shaw, LB (special teams)	<b>2017</b>	Marcus Mariota, QB (offense) Delanie Walker, TE (offense) Jurrell Casey, DT (defense) Brian Orakpo, OLB (defense) Tim Shaw, Alumni (special teams) Wesley Woodyard, LB (special teams)	<b>2021</b>	
<b>2012</b>	Jake Locker, QB (offense) Steve Hutchinson, G (offense) Jason McCourty, CB (defense) Colin McCarthy, LB (defense) Tim Shaw, LB (special teams)	<b>2018</b>	Ben Jones, C (offense)	<b>2022</b>	
<b>2013</b>	Jake Locker, QB (offense) Michael Roos, T (offense) Nate Washington, WR (offense) Jason McCourty, CB (defense) Bernard Pollard, S (defense)				

## TITANS/OILERS HALL OF FAME

In recognition of the 40th season of the Houston Oilers/Tennessee Titans organization in 1999, the team's late owner K.S. "Bud" Adams, Jr. created an official team Hall of Fame, featuring players and staff from the past, while creating a special place for Titans stars of the future to be recognized. Through 2021, 17 individuals were named to the franchise's Hall of Fame. During the 2021 season, the franchise added former head coaches Bum Phillips and Jeff Fisher and former general manager Floyd Reese to the Hall of Fame.

NAME	POSITION	YEARS WITH FRANCHISE	INDUCTED
K.S. "Bud" Adams, Jr.	Team Owner/Founder	1959-2013	Sept. 7, 2008
Elvin Bethea	Defensive End	1968-83	Dec. 9, 1999
George Blanda	Quarterback/Kicker	1960-66	Dec. 9, 1999
Robert Brazile	Linebacker	1975-84	Oct. 14, 2018
Earl Campbell	Running Back	1978-84	Dec. 9, 1999
Jeff Fisher	Head Coach	1994-2010	Nov. 21, 2021
Eddie George	Running Back	1996-2003	Oct. 27, 2008
Mike Holovak	General Manager	1981-99	Dec. 9, 1999
Ken Houston	Safety	1967-72	Dec. 9, 1999
Bruce Matthews	Offensive Lineman	1983-2002	Dec. 8, 2002
Steve McNair	Quarterback	1995-2005	Oct. 27, 2008
Warren Moon	Quarterback	1984-93	Oct. 1, 2006
Mike Munchak	Guard	1982-93	Dec. 9, 1999
Jim Norton	Safety/Punter	1960-68	Dec. 9, 1999
Floyd Reese	General Manager	1986-2006	Nov. 21, 2021
O.A. "Bum" Phillips	Head Coach	1975-80	Sept. 26, 2021
Frank Wycheck	Tight End	1995-2003	Oct. 27, 2008



*Eddie George, Steve McNair and Frank Wycheck were inducted into the team's Hall of Fame during the 2008 season.*

## FRANCHISE PRO FOOTBALL HALL OF FAMERS

### **GEORGE BLANDA**

QUARTERBACK/KICKER • 6'2" • 215 lbs • COLLEGE: KENTUCKY  
NFL SEASONS: 26 • YEARS WITH OILERS: 7 (1960-66)  
HOMETOWN: YOUNGWOOD, PA. • BORN: SEPT. 27, 1927  
GAMES PLAYED: 340 • HALL OF FAME INDUCTION: 1981

George Blanda, who came out of retirement with the emergence of the American Football League in 1960, was the offensive catalyst for the explosive Oiler squads of the early 1960s. He played quarterback and handled the placekicking chores in Columbia blue for seven of his NFL-record 26 seasons in the league. Blanda was the team's leading passer and scorer in each of those seven seasons and still owns franchise records for most extra points (299), most touchdown passes in a season (36) and most touchdown passes in a game (7). He is also third in points scored with 596. The 36 scoring tosses stood as an NFL record for an astounding 23 years. Blanda's NFL career records included most games (340), most points (2,002) and most extra points (943). He also passed for 236 touchdowns. Blanda captained the Oilers to two consecutive AFL titles in 1960 and 1961, earning AFL Player of the Year honors in 1961. Blanda's career was divided into three distinct parts, 10 years with the Chicago Bears, seven seasons with the Houston Oilers and nine years with the Oakland Raiders. In 1970, he became the oldest quarterback to play in a title game. He was just a month shy of his 49th birthday when he retired before the 1976 season. Blanda passed away at age 83 on Sept. 27, 2010.

### **KEN HOUSTON**

SAFETY • 6'3" • 197 lbs • COLLEGE: PRAIRIE VIEW A&M  
NFL SEASONS: 14 • YEARS WITH OILERS: 6 (1967-72)  
HOMETOWN: LUFKIN, TEXAS • BORN: NOV. 12, 1944  
GAMES PLAYED: 196 • HALL OF FAME INDUCTION: 1986

Considered one of the best safeties in football history, Ken Houston picked off 49 passes (898 yards), recovered 21 fumbles and scored 12 touchdowns over his 14-season NFL career, earning Pro Bowl honors 12 consecutive times (1968-69 AFL, 1970-79 NFL). Houston returned an NFL-record nine interceptions for a touchdown in his six seasons as an Oiler. Four of those scores came in 1971, tying an NFL record. He returned two in one game against San Diego in the 1971 season finale, which also ties an NFL mark. His other three touchdowns came on a punt return, a fumble return and a blocked field goal return. Houston also holds the Oilers record for most career interception return yards with 650. With a long, fluid stride, Houston had excellent speed and quickness. His 6-3, 197-pound frame made him an ideal pass defender. Yet his lean, muscular body helped him to become a punishing tackler. Originally a ninth-round draft choice out of Prairie View A&M, Houston earned a starter's role by the third game of his rookie season. Two weeks later in a game against the New York Jets, he scored two touchdowns, one on a 71-yard blocked field goal attempt, and the other on a 43-yard interception return. After excelling for six years with the Oilers, Ken was traded to the Redskins for five veteran players in 1973. The Redskins once referred to Houston as "pro football's most underrated superstar," but his capabilities were widely recognized. He won all-league acclaim with the Oilers in 1969 and 1971, and then was either All-Pro or All-NFC with the Redskins every year from 1973 to 1979. He was selected for either the AFL All-Star game or the AFC-NFC Pro Bowl 12 straight seasons from 1968 through 1979. He played in 183 consecutive games before suffering a broken arm against the New York Giants Nov. 25, 1979.

### **EARL CAMPBELL**

RUNNING BACK • 5'11" • 232 lbs • COLLEGE: TEXAS  
NFL SEASONS: 8 • YEARS WITH OILERS: 7 (1978-84)  
HOMETOWN: TYLER, TEXAS • BORN: MARCH 29, 1955  
GAMES PLAYED: 115 • HALL OF FAME INDUCTION: 1991

Earl Campbell, a 5-11, 232-pound ball-carrying dynamo from the University of Texas, joined the Houston Oilers as the first player taken in the 1978 National Football League Draft. The first player to earn All-Southwest Conference honors four years, Campbell was a consensus All-America

and the Heisman Trophy winner in 1977. Campbell took the NFL by storm from the outset. In 1978, he was named the NFL's Most Valuable Player, All-Pro, and Rookie of the Year. He won the league rushing championship with a club-record 1,450 yards and was named to the AFC Pro Bowl squad. It was more of the same the next two years with NFL rushing titles, MVP honors, and consensus All-Pro acclaim each season. He followed his rookie campaign with 1,697 yards in 1979, but his finest year came in 1980 when he rushed for 1,934 yards, which at the time was second only to O. J. Simpson's 2,003 yards gained in 1973. That year, Campbell gained over 200 yards in four games. In 1981, he won his fourth straight AFC rushing title with 1,376 yards. A sensational runner, Campbell was picked for the Pro Bowl five of his first six NFL seasons (1978-81, 1983). In his eight-year career, which finished in New Orleans, Campbell rushed 2,187 times for 9,407 yards, and 74 touchdowns, retiring as the NFL's seventh all-time leading rusher. He also gained 806 yards on 121 receptions to bring his career combined net yards total to 10,213. He set Oilers records for most career yards (8,574), most career attempts (1,979), most touchdown runs (73) and most consecutive games with a rushing touchdown (5). His most famous performance came in a Monday night game against Miami in his rookie season. That night, he rushed for 199 yards and four touchdowns to lead the Oilers to a spectacular 35-30 victory. In spite of the constant pounding he took from opposing defenders, Earl missed only six games out of 115 because of injuries. Midway into his seventh season, he was traded by the Oilers to the New Orleans Saints for a first-round draft pick. He played a season and a half with the Saints before retiring after the 1985 campaign. Campbell is one of just four people officially designated a Texas Legend by the Texas State Legislature. The others are Davy Crockett, Sam Houston and Stephen F. Austin. Campbell was the only designee of the 20th century.

### **CHARLIE JOINER**

WIDE RECEIVER • 5'11" • 188 lbs • COLLEGE: GRAMBLING  
NFL SEASONS: 18 • YEARS WITH OILERS: 4 (1969-72)  
HOMETOWN: MANY, LA. • BORN: OCT. 14, 1947  
GAMES PLAYED: 239 • HALL OF FAME INDUCTION: 1996

Charlie Joiner played 18 seasons in the NFL, including his first four with the Houston Oilers. One of the league's most prolific receivers, he amassed 750 career receptions for 12,146 yards and 65 touchdowns, ranking as the league's leading receiver of all-time when he retired at the age of 39 in 1986. His 18 seasons played were longer than any other wide receiver in history at the time of his retirement. The Oilers originally targeted Joiner for the defensive backfield when they picked the 5-11, 180-pounder from Grambling in the fourth round of the 1969 AFL-NFL Draft. Joiner played briefly on defense and the kickoff return team but soon became established as a premier pass catcher. Joiner caught 82 of his 750 career passes as an Oiler, totaling 1,480 yards and 12 touchdowns. He paced the squad with 681 yards and seven touchdown grabs in 1971. In his fourth season in 1972, Houston sent him to the Cincinnati Bengals in a four-player swap. Four years later in 1976, he was traded to San Diego. With the Chargers, Joiner blossomed into super-stardom. He and quarterback Dan Fouts formed a lethal pass-catch team that accounted for the preponderance of his 586 receptions as a Charger. During his 11 years in San Diego, Joiner caught 50 or more passes seven times and had 70 or more receptions three seasons. Injuries cut into his playing time at the beginning, but in a 193-game span over his final 13 seasons, Joiner missed only one game. He was an All-NFL pick in 1980 and a Pro Bowl choice three times. In the 1980 AFC title game, he led the Chargers with six receptions for 130 yards and two touchdowns. Blessed with excellent speed and tantalizing moves, Joiner averaged 16.2 yards per catch and accounted for 12,146 yards and 65 touchdowns. When he was inducted into the Pro Football Hall of Fame in 1996, Joiner ranked fifth in receptions and sixth in receiving yardage on the NFL's all-time list. Joiner was once described by San Francisco 49ers coaching great Bill Walsh as "the most intelligent, the smartest, the most calculating receiver the game has ever known."



## FRANCHISE PRO FOOTBALL HALL OF FAMERS

### **MIKE MUNCHAK**

GUARD • 6'3" • 281 lbs • COLLEGE: PENN STATE  
NFL SEASONS: 12 • YEARS WITH OILERS: 12 (1982-93)  
HOMETOWN: SCRANTON, PA. • BORN: MARCH 5, 1960  
GAMES PLAYED: 159 • HALL OF FAME INDUCTION: 2001

Mike Munchak was the eighth player overall and the first offensive lineman chosen in the 1982 National Football League draft. Selected by the Oilers, the former Penn State standout was an immediate success with the Houston club, earning the starting left guard spot in his first training camp. The 6-3, 281-pound lineman wasted little time establishing himself as one of the premier guards in the NFL. In 1984, in just his third year in the league, he was named to the first of seven All-AFC teams. That same year he received the first of nine Pro Bowl invitations. Not coincidentally, the Oilers' on-the-field successes increased as Munchak's development and experience increased. From their dismal 1-8 record in the strike-shortened 1982 season, the Oilers improved nearly every year that Munchak played. Along the way, the team advanced to the playoffs seven consecutive years (1987-1993) and captured the 1991 and 1993 AFC Central Divisional crowns. Munchak was a devastating blocker and considered the key to an offensive line that kept the Oilers at or near the top of the NFL's offensive statistical categories. In 1988 he led the Oilers' offensive line that gave up just 24 quarterback sacks which was third in the NFL. It was also the fewest sacks allowed by the team in 10 seasons. The following season the offensive line held opponents to no sacks in six games. In 1991, the Oilers offensive line finished second in the AFC and fourth in the NFL in the fewest quarterback sacks allowed. Behind the Munchak-led line, Houston led the NFL in total offense in 1990 and passing offense in 1990 and 1991. The Oilers finished second in points scored in 1990 and second in total offense in 1991. Equally effective as a run blocker, Munchak led the Oilers offensive charge in 1993 as the team finished fourth in the NFL in both average gain per rushing play (4.4) and average gain per offensive play (5.3). Although he suffered from chronic knee problems, Munchak played in 159 regular season games. His 12 seasons with the Oilers tied him for second longest in the franchise's history at the time of his retirement. He became the first player inducted into the Hall of Fame who played his entire career with the Oilers. Long-time teammate Bruce Matthews presented Munchak for induction.

### **ELVIN BETHEA**

DEFENSIVE END • 6'2" • 260 lbs • COLLEGE: NORTH CAROLINA A&T  
NFL SEASONS: 16 • YEARS WITH OILERS: 16 (1968-83)  
HOMETOWN: TRENTON, N.J. • BORN: MARCH 1, 1946  
GAMES PLAYED: 210 • HALL OF FAME INDUCTION: 2003

Defensive end Elvin Bethea, an eight-time Pro Bowl selection during his outstanding career with the Houston Oilers, was named to the five-man class of the 2003 Pro Football Hall of Fame that included running back Marcus Allen, guard Joe DeLamielleure, wide receiver James Lofton, and coach Hank Stram. A third-round draft pick in 1968 (77th player overall) Bethea played in 210 games over 16 seasons, never missing a game until breaking his arm on Nov. 13, 1977. He was considered a "steal" in a draft class that produced three future Hall of Fame players in Larry Csonka, Art Shell, and Ron Yary. When he retired, he held three team records relating to career service: most seasons (16), most career regular season games played (210), and most consecutive regular season games played (135). Having led the team in sacks in six seasons, Bethea's unofficial 105-career sack total still ranks first in franchise history, including his team-best 17 sacks in 1973. He recorded four sacks and a fumble recovery in his best single game performance against San Diego in 1976. He played in eight playoff games and posted 691 career tackles. Bethea also played in eight Pro Bowls (1970, 1972-1976, 1979, 1980) and earned All-Pro second-team honors in 1973, 1975, 1978, and 1979. More than just a pass rusher, Bethea was also effective against the run. Even though 1974 was the first year such statistics were compiled by the Oilers, his 691 career tackles, are still among the best in franchise history, even excluding the first six years of his career. "When people ask me who the best guy I ever played against was I always tell them Elvin Bethea and Lyle Alzado because both

of them were complete ballplayers," said Art Shell, Hall of Fame member of the Oakland Raiders. "Elvin was one of the quickest guys I've ever been around. We always had to double-team him. There were times when I was supposed to block him when he would get by me so quick. And then Gene Upshaw was supposed to pick him up and he also got by him so quick that we would get back to the huddle and Upshaw would say, 'Did you see that?' and I'd say, 'Yeah, I saw that. He just beat the heck out of me too!' Elvin was just a great player."

### **WARREN MOON**

QUARTERBACK • 6'3" • 212 lbs • COLLEGE: WASHINGTON  
NFL SEASONS: 17 • YEARS WITH OILERS: 10 (1984-93)  
HOMETOWN: LOS ANGELES, CALIF. • BORN: NOVEMBER 18, 1956  
GAMES PLAYED: 208 • HALL OF FAME INDUCTION: 2006

Warren Moon, the fourth leading passer in NFL history, was inducted into the 2006 class of the Pro Football Hall of Fame. Moon played 10 years (1984-93) with the Oilers/Titans organization and holds the franchise records for passing yards (33,685) and touchdowns (196), while leading the Oilers to seven consecutive playoff appearances from 1987-93. During a 17-year NFL career, Moon played for the Houston Oilers, Minnesota Vikings, Seattle Seahawks and Kansas City Chiefs and amassed 49,325 passing yards, 291 touchdowns and 102 wins. He earned nine Pro Bowl invitations (tied for the most by a quarterback with John Elway and Dan Marino), posted nine 3,000 yard seasons, 49 300-yard games and led his team to nine playoff appearances. His eight consecutive playoff berths matched a feat accomplished by Terry Bradshaw and Joe Montana. At the time of his retirement, he held the single-season passing yardage record for three different franchises: Oilers (4,367 in 1991), Vikings (4,364 in 1994) and Seahawks (3,678 in 1997). Moon tallied many accomplishments during his Oiler career. His finest season came in 1990, throwing for 4,689 yards (363 for 584) and 33 touchdowns in only 15 games. He earned AP NFL Offensive Player of the Year for his efforts and his third of nine Pro Bowl invitations. Against Kansas City in 1990, Moon threw for 527 yards, which ranks as the second highest single-game total in NFL history (Norm Van Brocklin, 554 yards in 1951). In 1991, he surpassed the previous season's yardage total with 4,690 yards and became just the third player (Marino, Fouts) in NFL history to produce consecutive 4,000 yard passing seasons. Moon joined the Oilers and the NFL in 1984, after six seasons in the Canadian Football League, where he led his team to five Grey Cups (League Champions). In the CFL, Moon threw for 21,228 yards and 144 touchdowns. Moon was driven to play in the CFL after drawing little interest from the NFL as a starting quarterback following his senior season at the University of Washington. Moon became the first African-American quarterback to be inducted into the Pro Football Hall of Fame and his legacy as a minority quarterback cannot be underestimated. At the time of his arrival in the NFL only two black quarterbacks had been significant starters for their NFL teams (Shack Harris, Rams; Doug Williams, Tampa Bay).

### **BRUCE MATTHEWS**

GUARD/TACKLE/CENTER • 6'5" • 305 lbs • COLLEGE: USC  
NFL SEASONS: 19 • YEARS WITH OILERS: 19 (1983-2001)  
HOMETOWN: ARCADIA, CALIF. • BORN: AUGUST 8, 1961  
GAMES PLAYED: 296 • HALL OF FAME INDUCTION: 2007

Arguably one of the best offensive linemen to ever play the game, Bruce Matthews became the first Tennessee Titan to be inducted into the Pro Football Hall of Fame. At the time of his retirement, Matthews played in more NFL games (296) than any non-kicker in the league's history. Longevity and durability were his hallmarks, but that coupled with his unparalleled play, earning a league record 14 consecutive Pro Bowl (9 at guard and 6 at center) selections (tied with Merlin Olsen) and seven times named AP All-Pro, made him one of the all-time greats. He rose to the challenges presented to him in starting at every position on the offensive line during his NFL career (87 C, 99 LG, 67 RG, 22 RT, 17 LT). He becomes the first Hall of Fame offensive lineman to play significant time

## FRANCHISE PRO FOOTBALL HALL OF FAMERS

at all five offensive line positions. A constant for the Oilers/Titans franchise, Matthews started in a team record 229 consecutive games (streak started at Indianapolis, Nov. 29, 1987) and never missed a game because of injury. His 19 seasons also are a team record and he ranks second in NFL history for years with one team behind Jackie Slater, who spent 20 seasons with the Rams. Matthews and G Randall McDaniel (Vikings) were the only two NFL players to play in every game during the decade of the 90's. Matthews was a part of nearly one-half of the franchise's first 42-years of history and helped the team win 146 games, make the playoffs nine times, earn the only three AFC Central titles in team history, earn an AFC Championship and the franchise's only Super Bowl appearance. He blocked for 15 quarterbacks and 27 running backs, including five different 1,000-yard rushers (Earl Campbell, Mike Rozier, Lorenzo White, Gary Brown and Eddie George). During his career, he played in offenses that produced nine 1,000-yard rushing seasons and eight 3,000-yard passers. Additionally, he played in 42 different stadiums during his NFL career. During his career, Matthews blocked on a line that helped produce 65 100-yard rushing performances and 48 300-yard passing performances. Originally drafted by the Houston Oilers in the first round (ninth overall) of the 1983 NFL Draft, Matthews earned All-America honors at the University of Southern California. Matthews and his brother, Clay, each played 19 NFL seasons and the duo set an NFL record for games played by a pair of brothers with 574 games. Clay Matthews played in 278 games during his NFL career. Matthews had his number 74 jersey retired by the team and was inducted into the organization's Hall of Fame during a December, 2002 ceremony. Matthews joined a 2007 Hall of Fame class that included Dallas Cowboys WR Michael Irvin, Buffalo Bills RB Thurman Thomas, Detroit Lions TE Charlie Sanders, Cleveland Browns G Gene Hickerson, and St. Louis CB Roger Wehrli.

### **CURLEY CULP**

**DEFENSIVE TACKLE • 6'2" • 265 lbs • COLLEGE: ARIZONA STATE**  
**NFL SEASONS: 14 • YEARS WITH OILERS: 7 (1974-1980)**  
**HOMETOWN: YUMA, ARIZ. • BORN: MARCH 10, 1946**  
**GAMES PLAYED: 179 • HALL OF FAME INDUCTION: 2013**

Curley Culp was voted into the Pro Football Hall of Fame in 2013. A six-time Pro Bowl selection, Culp played in 179 games during his NFL career with the Kansas City Chiefs (1968-1974), Houston Oilers (1974-1980) and Detroit Lions (1980-81). He was considered the prototypical nose tackle and helped pioneer the 3-4 defense. Hailing from Arizona State, where he was an All-American in both football and wrestling, Culp was selected in the second round of the 1968 NFL Draft by the Denver Broncos, who intended to use him as an offensive guard. However, his brief stint in Denver ended when he was traded to the Chiefs, who inserted him permanently on the defensive side. In 1969, the Chiefs won Super Bowl IV, and Culp was an instrumental member of one of the league's top defenses. He helped the Chiefs defeat the Oakland Raiders in the AFL Championship Game and the Minnesota Vikings in the Super Bowl. In 1974, during his seventh campaign in Kansas City, Culp was traded to the Oilers along with a first-round draft pick (used to select Robert Brazile) in exchange for John Matuszak. The move paid almost immediate dividends for the Oilers, who previously suffered through 1-13 records in both 1972 and 1973. In 1975, Culp's first full season in Houston, he helped the Oilers to a record of 10-4, the first winning mark for the club in eight years. With Culp anchoring the defense, the Oilers finished with the AFC's top-ranked run defense (third in the NFL). Individually, Culp produced arguably the finest season of his career, recording 11.5 sacks and earning NFL Defensive Player honors by the Newspaper Enterprise Association. Culp continued as a leader of the Oilers defense that culminated in back-to-back appearances in the AFC championship games in 1978 and 1979. He was named to one AFL All-Star Game and five Pro Bowls during his career. Culp also was picked as a first-team All-Pro in 1975 and a second-team selection in 1971, 1977, 1978, and 1979. He was selected first- or second-team All-AFC five times. "Curley Culp was perhaps the strongest man I ever lined up against," said Raiders Hall of Fame center Jim Otto. Culp used his strong wrestling background to create havoc for opposing guards and centers. He was the 1968 NCAA heavyweight wrestling champion and was named to the U.S.

Olympic wrestling team that year. Culp joined a 2013 Hall of Fame class that included offensive linemen Larry Allen and Jonathan Ogden, wide receiver Cris Carter, coach Bill Parcells, linebacker Dave Robinson and defensive lineman Warren Sapp.

### **ROBERT BRAZILE**

**LINEBACKER • 6'4" • 241 lbs • COLLEGE: JACKSON STATE**  
**NFL SEASONS: 10 • YEARS WITH OILERS: 10 (1975-84)**  
**HOMETOWN: MOBILE, ALA. • BORN: FEB. 7, 1953**  
**GAMES PLAYED: 147 • HALL OF FAME INDUCTION: 2018**

Robert Brazile was voted into the Pro Football Hall of Fame in 2018. As a rookie in 1975, he made an instant impact as he helped Houston notch the franchise's first winning season in eight years with a 10-4 record. He went on to win Defensive Rookie of the Year in 1975. With his speed, strength, tackling and coverage ability, Brazile helped revolutionize the outside linebacker position in a 3-4 defense. Nicknamed 'Dr. Doom,' Brazile started all 147 regular season games during his career and made seven postseason starts, including back-to-back AFC Championship Games (1978-79). He recorded nine tackles and one fumble recovery in the 1978 AFC Championship game. He was elected to seven career Pro Bowls and named All-Pro for five consecutive seasons (1976-80). Brazile registered a career-best 185 tackles in 1978 on his way to helping the Oilers secure three consecutive 10-win seasons and three consecutive playoff berths (1987-80). His career statistics include 13 interceptions, 14 fumble recoveries and 6.5 sacks in both 1976 and 1980. Brazile was named to the NFL's All-Decade Team of the 1970s.

### **KEVIN MAWAE**

**CENTER • 6'4" • 289 lbs • COLLEGE: LOUISIANA STATE**  
**NFL SEASONS: 16 • YEARS WITH TITANS: 4 (2005-09)**  
**HOMETOWN: LEEVILLE, LA. • BORN: JAN. 23, 1971**  
**GAMES PLAYED: 241 • HALL OF FAME INDUCTION: 2019**

Kevin Mawae was elected to the Pro Football Hall of Fame Class of 2019 and became the first established Titan without connections to the Houston Oilers to receive the honor. He played four seasons (2006-09) in Tennessee. Mawae entered the NFL as a second-round pick of the Seattle Seahawks in the 1994 NFL Draft. He began his career at right guard before being moved to center at the start of the 1996 season and remained at that position for the rest of his NFL career. After four seasons (1994-97) in the Northwest, the Louisiana State product signed a free agent deal with the New York Jets in 1998. In his first season in New York, Mawae helped running back Curtis Martin rush for a Jets franchise record eight 100-yard rushing games en route to 1,287-yard season. In 1999, he was named to his first of eight Pro Bowls and paved the way for Martin's then franchise-record 1,464 rushing yards. The 6-foot-4-inch, 289-pounder played in an astounding 177 consecutive games before a serious triceps injury ended his 2005 campaign after six games. Mawae signed a free agent deal with the Titans in 2006. In his first season with Tennessee, he made an immediate impact and was a part of an offense that ranked third in the AFC and fifth in the NFL in rushing with 2,214 yards. Three seasons later, he helped Chris Johnson amass a franchise-best 2,006 rushing yards, becoming just the sixth player all-time to accomplish the feat. In 241 career games over 16 seasons, Mawae was extremely durable and known for his toughness in the trenches. He was a first-team, all-decade center for the 2000s and blocked for a 1,000-yard rusher in 13 of his 16 seasons. Running backs Chris Warren (1,545 yards in 1994), Martin (1,697 in 2004), LenDale White (1,110 in 2007) and Johnson (2,006 in 2009) had the highest season rushing totals of their careers with Mawae on the line. He played 90 games in which there was a 100-yard rusher, the most by any offensive lineman in NFL history.

## RETIRED JERSEY NUMBERS

In the history of the Oilers/Titans franchise, only eight players have had the distinction of having their jersey number retired — **Jim Norton** (No. 43), **Elvin Bethea** (No. 65), **Earl Campbell** (No. 34), **Mike Munchak** (No. 63), **Bruce Matthews** (No. 74), **Warren Moon** (No. 1), **Eddie George** (No. 27) and **Steve McNair** (No. 9).

43

**Jim Norton** played nine seasons for the Oilers (1960-68) as a safety and as a punter, establishing team records at both positions. As a rookie from the University of Idaho, Norton was a member of the Oilers' 1960 AFL Championship team. A four-time league all-star, he holds the club record for most interceptions in a career with 45. Also an accomplished punter, Norton was tops in club history with 519 career punts for a 42.3-yard career average and a long kick of 79 yards (11/22/64 vs. Kansas City).

65

**Elvin Bethea** joined the Oilers in 1968 after an outstanding career at North Carolina A&T. He started at defensive end in the 1968 season opener and didn't miss a game until breaking his arm in November 1977. That streak of 135 consecutive games played stands third in team history. An eight-time Pro Bowler (1970, 1972-76, 1978-80), Bethea ranks second for most seasons played (16, 1968-83), while his 210 games played (1968-83) also stands second behind Bruce Matthews. Bethea led the team

in sacks six times, including a career-best mark of 17 in 1973. The Oilers honored him with an "Elvin Bethea Appreciation Night" on Aug. 4, 1983. He became the sixth player in franchise history to be inducted into the Pro Football Hall of Fame on Aug. 3, 2003.

34

**Earl Campbell**, the franchise's second leading rusher and a member of the Pro Football Hall of Fame, was honored by having his number retired at ceremonies on Aug. 13, 1987. He set a single-season club record with a league-leading 1,450 yards his rookie season. Campbell followed that performance with 1,697 yards in 1979 and an astounding 1,934 yards in 1980. Both those totals led the NFL and the latter was second only to O.J. Simpson's 2,003 yards in 1973. Campbell was selected to five

Pro Bowls (1978-81, 1983) and retired as the NFL's seventh all-time leading rusher (9,407). He ranks second in franchise history in career rushing yards (8,574) and attempts (1,979), first in touchdown runs (73) and first in most consecutive games with a rushing touchdown (5).

63

**Mike Munchak** joined the Oilers as a first-round draft pick in 1982 out of Penn State. He was the first offensive lineman selected in the draft and the eighth overall selection. Munchak won the starting left guard position as a rookie and went on to play in 12 campaigns (1982-93) and 159 games (156 starts) for the Oilers. He is tied for third on the team's all-time list for seasons played and ranks fifth in games played. Munchak became a fixture on an offensive line that helped the Oilers to seven consecutive

playoff appearances (1987-93). One of the premier guards in the National Football League, Munchak was selected to NFL's "Team of the Decade" for the 1980s and was chosen in 1989 to Oilers' 30th Anniversary "Dream Team." He ranks second in club annals with nine Pro Bowl selections, seven as a starter. Munchak announced his retirement on July 21, 1994, and on the same day, K.S. "Bud" Adams, Jr., announced that jersey No. 63 would be retired on "Mike Munchak Appreciation Day" on Nov. 6, 1994.

74

and 17 at left tackle). His number was retired during a halftime ceremony in Nashville on Dec. 8, 2002.

1

**Warren Moon**, the fourth leading passer in NFL history at the time his number was retired, played 10 years (1984-93) with the organization and holds the franchise records for passing yards (33,685) and touchdowns (196), while leading the Oilers to seven consecutive playoff appearances from 1987-93. Moon's finest season came in 1990, throwing for 4,689 yards (363-for-584) and 33 touchdowns in only 15 games and becoming the third player in NFL history to produce consecutive 4,000-yard passing seasons. He earned AP NFL Offensive Player of the Year for his efforts and his third Pro Bowl berth. His jersey was retired in a halftime ceremony in Nashville on Oct. 1, 2006.

27

**Eddie George** became the organization's all-time leading rusher as well as its all-time scrimmage yards leader in eight seasons with the team. His 10,009 rushing yards from 1996-2003 ranked second in the NFL (Curtis Martin), while his 12,153 scrimmage yards in the same time frame were third (Marshall Faulk, Martin). His accolades included four Pro Bowl selections (1997-2000), AP All-Pro honors (2000) and the AP Rookie of the Year Award (1996). George also set franchise standards for career rushing attempts (2,733), career touchdowns (74), 1,000-yard rushing seasons (seven), seasons as the team's leading rusher (eight) and career playoff rushing yards (776). During his time with the Titans he amassed 36 100-yard rushing performances (second to Earl Campbell's 39), resulting in a 30-6 record in those contests. He established an NFL mark with 130 consecutive starts by a running back to begin a career—a total which ranked second in NFL history for consecutive starts by a running back at any point. His jersey was retired in a halftime ceremony in Nashville on Sept. 15, 2019.

9

**Steve McNair** played 11 seasons with the organization (1995-2005), becoming its second all-time leading passer (27,141 yards) and recording the most wins as a starting quarterback (76). At the time his jersey was retired, he trailed only Warren Moon on the franchise's all-time passing yards list and also ranked second for the organization in completions (2,305), completion percentage (59.5) and passer rating (83.3). He ranked third in touchdown passes (156). His 3,439 rushing yards and 36 touchdown runs were the most in team history by a quarterback. McNair earned three of his four career Pro Bowl berths with the Titans (2000, 2003 and 2005), and in 2003, he shared Associated Press NFL Most Valuable Player honors with Peyton Manning after leading the league with a 100.4 rating. He became the first African-American quarterback to win MVP honors. McNair was the third player in the history of the NFL to pass for 30,000 yards and rushed for 3,500 yards, along with Fran Tarkenton and Steve Young. Only Brett Favre and Manning started more combined NFL regular season and postseason games than McNair (134) from the time he became a full-time starter in 1997 through 2005. He was selected with the third overall draft pick in 1995. His jersey was retired in a halftime ceremony in Nashville on Sept. 15, 2019.



## HISTORICAL HIGHLIGHTS

### THE "FOOLISH CLUB"

In 1959, after numerous failed attempts to enter the NFL as owners through expansion or purchase (Chicago Cardinals), Lamar Hunt and K.S. "Bud" Adams, Jr. agree that forming a new league is a viable option to NFL ownership. They would recruit a number of other future owners, who like themselves were looking to enter the world of football ownership, but had been rebuffed. The eight original teams, which would later be dubbed the "Foolish Club" for taking on the NFL were: Dallas (Hunt), Houston (Adams), Denver (Bob Howsam), New York (Harry Wismer), Los Angeles (Barron Hilton), Buffalo (Ralph Wilson), Boston (William Sullivan) and Oakland (Wayne Valley). Minneapolis was set to become one of the original AFL teams, but they were replaced by Oakland when the NFL awarded an expansion franchise to the Minneapolis market in 1960.

All eight teams agreed to contribute \$25,000 to create a league office, which was headed by the first AFL commissioner, Joe Foss. The AFL held their first draft on Nov. 22, 1959 and began play in the fall of 1960 with games televised on ABC.

### 1959

**August 3** – K.S. "Bud" Adams, Jr., announces Houston's entry into the American Football League.

**August 15** – AFL formally organized with six cities: Los Angeles, New York, Denver, Dallas, Houston and Minneapolis-St Paul.

**October 31** – Adams names the team "Oilers" — "for sentimental and social reasons."

**November 22** – AFL conducts first player draft. Oilers select Heisman Trophy winner Billy Cannon of LSU.

**December 8** – Oilers sign first players, Don Hitt and Tony Banfield, both of Oklahoma State.

### 1960

**January 1** – Oilers sign their first draft choice in LSU's Billy Cannon.

**January 3** – Oilers name former Cleveland great Lou Rymkus as first head coach.

**February 20** – Oilers sign veteran pro quarterback George Blanda.

**March 8** – Houston School Board approves lease of Jeppesen Stadium to K.S. "Bud" Adams, Jr., and gives permission to increase seating capacity from 22,000 to 36,000.

**June 21** – Court rules that Billy Cannon will play with the Houston Oilers.

**July 15** – Houston opens first training camp at the University of Houston with daily practices to be held at Busch Field during season.

**August 6** – Oilers lose 27-10 to Dallas Texans in first preseason game at Tulsa.

**August 20** – Oilers defeat Denver 42-3 before 18,500 in home debut at Jeppesen.

**September 11** – Oilers win first regular season contest 37-22 over Oakland at San Francisco. Charles Hennigan scores first Oiler TD on a 43-yard pass from George Blanda. Dave Smith scores first Oiler rushing TD on eight-yard run.

**December 11** – Oilers clinch AFL Eastern Division title with 31-23 win over Buffalo at Houston.

**December 29** – Lou Rymkus named AFL's first Coach of the Year.

### 1961

**January 1** – Oilers win first AFL Championship by defeating Los Angeles Chargers 24-16 before 32,000 fans at Jeppesen Stadium. Billy Cannon is named game's MVP; Blanda completes 16 of 32 passes for 301 yards and three TDs. Winning players share: \$1,016.42.

**September 9** – Oilers open regular season with a 55-0 rout of Oakland at Jeppesen despite threats from Hurricane Carla.

**October 16** – Wally Lemm replaces Lou Rymkus as head coach after Oilers open with 1-3-1 record.

**October 22** – Oilers defeat Dallas Texans 38-7 in first outing under Wally Lemm. George Blanda comes off the bench to throw three TD passes, make a 53-yard field goal, and kick three PAT's.

**October 29** – George Blanda sets AFL passing record with 464 yards on 18-of-32 passing for four TDs as Oilers win 28-16 at Buffalo.

**November 19** – George Blanda throws seven touchdown passes against New York in 49-13 win to set AFL record and the all-time pro record.

**December 3** – Oilers defeat previously unbeaten San Diego 33-13 before Houston's largest crowd, 37,845. Charles Hennigan catches 10 passes for 214 yards and three TDs. George Blanda hits on 20 of 34 attempts for 351 yards and four TDs and kicks AFL-record 55-yard field goal.

**December 17** – Oilers win second consecutive Eastern Division crown by beating Oakland 47-16 in Oakland. Oilers become first pro team in history to score over 500 points in one season with 513 points in 14 games.

**December 20** – Wally Lemm is named AFL Coach of the Year.

**December 23** – George Blanda is named AFL Player of the Year.

**December 24** – Oilers win second consecutive AFL title, defeating Chargers 10-3 at San Diego. Billy Cannon wins MVP award for second consecutive year. Winning players share: \$1,724.00.

### 1962

**February 23** – Wally Lemm resigns to become the head coach of St. Louis Cardinals.

**March 5** – Oilers name Frank "Pop" Ivy as head coach.

**September 16** – Oilers lose to Boston 34-21 in first pro game in historic Harvard Stadium.

**October 14** – Oilers set AFL scoring record with 56-17 win over New York

### EARLY DOMINANCE & AFL SUPREMACY

With a mix of cast-off players from other professional leagues (QB George Blanda, C Bob Schmidt, T Al Jamison), pro football rookies (RB Billy Cannon, G Bob Talamini) and local college players who never entered the NFL (WR Charles Hennigan, DT Orville Trask), the Oilers quickly became the dominant team in the newly formed American Football League. In each of the league's first three years, the Oilers advanced to the AFL title game, winning the first two league championships (1960 and 1961). Amazingly, the Oilers reached each of those title games under three different coaches: Lou Rymkus (1960), Wally Lemm (1961) and Frank "Pop" Ivy (1962).

The fiery Rymkus led the inaugural Oilers to the Eastern Division title with a 10-4 mark. They met the Western Division winner Los Angeles Chargers at Jeppesen Stadium in Houston to crown the first AFL champion. The two teams split their two matchups during the regular season. The Oilers took a one-point lead into the fourth quarter and then Blanda hit Cannon for an 88-yard score early in the fourth quarter to end the scoring, 24-16. Blanda tallied 301 passing yards and three touchdowns in the game.

After the Oilers opened the 1961 season 1-3-1, head coach Lou Rymkus was replaced by Wally Lemm, who had been on the 1960 staff but left for private business prior to the 1961 season. The Oilers would win nine consecutive games under Lemm to end the regular season with a 10-3-1 mark and first place in the Eastern Division. The 1961 AFL Championship game was a defensive struggle as the Oilers defeated the San Diego Chargers 10-3 in San Diego.

After leading the Oilers to a second title, the St. Louis Cardinals hired Wally Lemm as their head coach for the 1962 season. The Oilers tabbed Frank "Pop" Ivy to lead the team in 1962. The team again won the Eastern Division with an 11-3 record and faced the Dallas Texans at Jeppesen Stadium for the 1962 AFL title. Dallas raced out to a 17-0 halftime lead, but the Oilers mounted a second half rally to knot the score at 17 with five minutes remaining in the game. The game would go to overtime and was eventually decided in double overtime (6th quarter) with a Dallas 25-yard field goal.

## HISTORICAL HIGHLIGHTS

### OILERS' AFL SUMMARY

In the 10-year history of the AFL from 1960-69, the Oilers amassed a 70-66-5 record, reached the AFL title game four times (1960, '61, '62, '67) and won two AFL titles (1960 and 1961). They had some of the greats of the game, including QB George Blanda, WR Charlie Hennigan, G Bob Talamini, CB Ken Houston and DE Elvin Bethea. Four decades removed from their playing days, these names still sit atop several categories throughout the franchise record book: Blanda threw a franchise-best 36 touchdowns in 1961, Hennigan caught a franchise-best 101 balls in 1964, Houston returned nine interceptions for touchdowns during his Oilers career, and Bethea (unofficially) totaled 105 sacks during his career. The Oilers also saw profound popularity growth as they averaged 20,000 fans in their inaugural 1960 season at Jeppesen Stadium all the way to moving into the Astrodome in 1968, and averaging 44,000 fans in their final AFL campaign.

as George Blanda throws six TD passes.

**December 15** – Oilers win third consecutive Eastern Division title with 44-10 victory over New York. Charlie Tolar gets 107 yards on 18 carries to become the first Oiler back to gain over 1,000 yards in a season. Oilers compile best regular season record in club's history with 11-3 mark.

**December 23** – Oilers lose AFL title to Dallas Texans 20-17 in historic six-quarter game.

### 1963

**December 22** – Oilers lose 52-49 at Oakland in "Pop" Ivy's final game as head coach.

### 1964

**March 1** – Oilers announce building of a new training site at Fannin and Braeswood in Houston.

**June 2** – Frank "Pop" Ivy relieved of head coach-general manager duties. "Bud" Adams names Sammy Baugh as head coach and Carroll Martin as general manager.

**July 15** – Oilers open training camp at new site—Fannin and Braeswood.

**September 8** – Oilers trade Billy Cannon to Oakland for Bob Jackson, Sonny Bishop and Dobie Craig.

**September 13** – Rookie Sid Blanks sets AFL record with 91-yard TD run against New York at Houston.

**December 18** – Sammy Baugh resigns as Oiler head coach.

**December 20** – Oilers play final game in Jeppesen Stadium, defeating Denver 34-15 to end season with 4-10 record. Charles Hennigan catches 101st pass of season to set new all-time pro record.

**December 22** – Hugh "Bones" Taylor named Oiler head coach as Sammy Baugh stays on staff as assistant.

### 1965

**June 5** – Oilers announce they will not play in Harris County Dome Stadium because of "unrealistic lease agreement"; sign five-year lease with Rice University for use of Rice Stadium.

### 1966

**January 13** – K.S. "Bud" Adams, Jr., names Don Klosterman as Oilers' Executive Vice-President and General Manager.

**January 29** – Wally Lemm is named Oiler Head Coach by Dan Klosterman.

**June 8** – Oilers sign Ernie Ladd; Commissioner awards Willie Frazier and Pete Jaquess to San Diego in compensation.

**June 9** – The AFL and NFL announce plans to merge into one league by 1970. Common draft and championship game are scheduled immediately.

**September 3** – Oilers open regular season play with 45-7 home victory over the Denver Broncos. Denver was held to no first downs, an AFL record.

### 1967

**March 14** – First common draft between AFL and NFL; Oilers take

Michigan State All-America George Webster as their No. 1 choice.

**April 2** – Oilers announce they will hold 1967 training camp at Schreiner Institute in Kerrville, Texas. Only third time in history Oilers will have trained outside Houston.

**December 17** – Oilers clinch Eastern Division title with 24-17 win over San Diego at Rice Stadium and become first team to go from cellar to division title in one season, a feat accomplished with 15 rookies on the squad.

**December 20** – Four Oilers are named to All-AFL team. DE Pat Holmes, CB Miller Farr, G Bob Talamini and rookie LB George Webster named to AFL elite unit.

**December 23** – Oiler LB George Webster is unanimous choice as AFL's Defensive Rookie of the Year.

**December 31** – Oakland Raiders break open close game in second quarter and defeat Oilers 40-7 in AFL Championship Game. The only Oiler touchdown comes in fourth quarter on pass from Pete Beathard to Charles Frazier.

### 1968

**February 10** – Oiler owner K.S. "Bud" Adams, Jr., announces that the Oilers will move to the Harris County Dome Stadium for the 1968 season. Contract with Rice will be settled.

**September 9** – Oilers play their first game in the Astrodome, a 25-21 loss to Kansas City before 45,083 fans, and become the first professional football team to play their home games in a domed stadium.

### 1969

**January 25** – Oiler LB George Webster is one of four AFL players named to Pro Football Writers Association's first combined All-Pro team.

**April 15** – Jim Norton, last of the original Houston Oilers, announces his retirement after nine years and Oiler owner K.S. "Bud" Adams, Jr., retires his No. 43 jersey.

**December 14** – Oilers need victory over Boston in Astrodome to assure playoff spot as runner-up team in Eastern Division despite 5-6-2 record. Oilers come from behind to take 27-23 triumph.

**December 21** – Oilers lose bid for championship in 56-7 loss to Oakland in playoff game. Daryle Lamonica hurls six TD passes for Raiders.

### 1970

**January 15** – Oiler LB George Webster named to Pro Football Hall of Fame's All-Time AFL defensive unit. The three-year Oiler veteran was youngest player named to the team.

**June 30** – Oiler veterans join NFL Players Association strike. Owners bar veterans from training camps. Dispute revolved around pension plan.

**July 14** – Oilers open training camp at Schreiner Institute in Kerrville, Texas with only rookies reporting.

**August 3** – Veterans report to training camp after settlement of NFL-NFLPA pension dispute.

**November 1** – Oiler Head Coach Wally Lemm, who led Oilers to AFL title in 1961 and to Eastern Division title in 1967, announces he will retire at the end of 1970 season.

### 1971

**January 21** – Oiler owner K.S. "Bud" Adams, Jr., names Ed Hughes to be the sixth head coach in Oiler history.

**January 26** – Oilers trade RB Hoyle Granger, T Terry Stoepel and DE Charles Blossom to New Orleans for DT Dave Rowe and WR Ken Burrough.

**January 28** – The Oilers, who pick third behind Boston and New Orleans in the college draft, select QB Dan Pastorini of Santa Clara in the first round and grab QB Lynn Dickey of Kansas State in the third round.

**May 5** – Oilers name John W. Breen as general manager, replacing Bob Brodhead. Breen was the first employee hired by Oiler owner K.S. "Bud" Adams, Jr., in 1959 when the American Football League was formed.

**December 12** – S Ken Houston ties all-time pro record for touchdowns on interceptions with theft against Buffalo in Oilers' 20-14 victory. Houston tied record of seven set by Erich Barnes and Herb Adderley.

**December 19** – Oilers close out season with third straight victory by blasting San Diego 49-33 for highest point production since 1963. S Ken Houston establishes all-time pro record with two touchdowns on interceptions. The five-year veteran intercepted successive John Hadl passes in the third quarter and returned them for touchdowns of 35 and 29 yards to run his



## HISTORICAL HIGHLIGHTS

career total to nine. His four returns of interceptions for TDs in one year is also an NFL record.

**December 24** – Oiler DE Elvin Bethea and S Ken Houston are named to AFC Pro Bowl squad. It is second straight selection for Houston.

**December 30** – Oilers name former Florida State and Rice University coach Bill Peterson as their new head coach.

### 1972

**March 21** – K.S. "Bud" Adams, Jr., spearheads a drive which lands the 1974 Super Bowl game for Houston. The game will be played in Rice Stadium on January 13, 1974.

**October 1** – Oilers stun Joe Namath and New York Jets 26-20 in the Astrodome for only victory of 1972 season.

### 1973

**March 2** – Veteran coach and front office executive Sid Gillman accepts position of Executive Vice-President and General Manager of Houston Oilers, replacing John Breen, who retired.

**October 16** – Bill Peterson is fired as head coach of Oilers after 48-20 loss to Denver, making Peterson's regular season record in 1 1/2 years 1-18. Sid Gillman assumes dual role of General Manager/Head Coach for the rest of year.

**November 5** – Oilers win only game of 1973 season, 31-27, over Baltimore Colts as QB Lynn Dickey completes 22-of-32 passes for 340 yards and three touchdowns.

**December 19** – Oiler DE Elvin Bethea named to Pro Bowl team for third straight year.

### 1974

**January 18** – Sid Gillman announces decision to remain as General Manager/Head Coach for at least one more season, ending speculation that a new head coach would be named.

**February 8** – Former New Orleans and New York Jets coach Ed Biles joins Oilers as defensive assistant.

**March 7** – O.A. "Bum" Phillips, a veteran Texas high school and college coach who was with Sid Gillman at San Diego, is hired by Oilers as defensive coordinator.

**August 28** – Oiler T John Matuszak tries to jump his contract and sign with World Football League Houston Texans. Oilers obtain temporary restraining order and present it to Matuszak at Texans' game with New York Stars. Matuszak is put on inactive list until trial.

**September 9** – State District Judge Arthur Leshner grants temporary injunction against John Matuszak playing for any other team than Oilers until further court hearings. Matuszak remains on inactive list.

**October 22** – Oilers trade John Matuszak and No. 3 draft choice to Kansas City for Curley Culp and draft choice, ending court battle.

### BUM PHILLIPS

If ever there was a coach made for a team and a team that embodied their coach, it was the marriage between O.A. "Bum" Phillips and the Houston Oilers. A native of Orange, Texas, Phillips spent the majority of his first 15 years in coaching in the Texas high school ranks before moving up the ladder as a defensive coordinator in the college and pro level. He would join the Oilers as a defensive coordinator in 1974 and was named head coach in 1975, where he would remain through the 1980 season. Known for strolling the sidelines in his cowboy hat and boots, he was the face of the Oilers for six seasons (59-38 record) and saw the birth of the "Luv Ya Blue" era. In 1978, he led the Oilers back to the playoffs for the first time in 11 years with their march to the AFC Championship. The Oilers would again reach the AFC Championship game in 1979 and wild card round in 1980. Phillips was let go by the Oilers following the 1980 season.

### LUV YA BLUE!

With Oiler fever in full bloom following the march to the AFC Championship game in the 1978 season, the team looked to tap into the frenzy with a marketing campaign that captured that team spirit. The result was the "Luv Ya Blue!" phrase that would sweep the area and be forever remembered with the 1979 and 1980 seasons. The phrase was trademarked by the team and became as popular as regular Oilers merchandise. The campaign included a song which was written and sung by Mack Hayes, a local musician and was performed before each game at the Astrodome during those seasons.

### 1975

**January 25** – O.A. "Bum" Phillips named Oiler head coach by Sid Gillman, who says he will remain in single role as general manager.

**February 14** – Sid Gillman leaves Oilers as general manager by mutual consent with owner "Bud" Adams. Bum Phillips adds title of general manager to head coaching duties.

**October 19** – Oilers come from behind to defeat Washington 13-10 in Astrodome for first win ever over NFC team.

**November 16** – Oilers get 20-19 win over Miami as Billy Johnson ties all-time pro record for return TDs in one season (4).

**December 21** – Oilers close out finest season since 1962 with 21-10 win over Cleveland, giving Bum Phillips a 10-4-0 record in his first year as a head coach. Oilers set a new home attendance record, averaging 48,000 in seven home games.

### 1976

**February 10** – Wade Phillips, son of Head Coach Bum Phillips, named to Oiler coaching staff as LB coach. Phillips had been an assistant at University of Kansas.

**April 1** – Oilers lose Fred Hoaglin, Mark Cotney and Jesse O'Neal in NFL expansion draft.

**April 2** – Oilers trade QB Lynn Dickey to Green Bay for QB John Hadl, CB Ken Ellis, draft choices and cash.

### 1977

**October 9** – Oilers march into first place in the AFC Central Division after whipping Pittsburgh 27-10 at the Astrodome, but lose Dan Pastorini to an ankle and back injury.

**November 13** – Oakland holds off Oilers 34-29 as Houston DE Elvin Bethea suffers a broken arm after playing in 135 consecutive games, a team record.

### 1978

**January 7** – Owner K.S. "Bud" Adams, Jr., announces the appointment of Ladd K. Herzog as Senior Vice-President and Chief Administrative Officer of the Houston Oilers.

**January 24** – Curley Culp, Ken Burrough, Billy Johnson and Robert Brazile play for AFC on Pro Bowl team.

**April 24** – Oilers trade three draft picks and TE Jimmie Giles to Tampa Bay for rights to 1978 number one draft selection in order to choose Texas All-America and Heisman Trophy winner Earl Campbell.

**October 23** – Houston ends Pittsburgh's seven-game win streak with Monday night victory over the Steelers, 21-17. It marks Houston's first win ever on Monday Night Football.

**November 12** – Houston comes from 23-0 deficit to capture 26-23 win over New England Patriots.

**November 20** – Earl Campbell rushes for four touchdowns against Miami Dolphins in Oilers' 35-30 victory. Campbell's two Monday night appearances net him 7 of his 13 season TDs.

**November 26** – Earl Campbell gains 100 yards rushing vs. Cincinnati before home crowd to tie NFL record for most 100-yard games by a rookie – 7 (ties Franco Harris and Don Woods). Also breaks Oiler single season records for most yards rushing (Hoyle Granger, 1,194 yards in 1967) and most rushing attempts (Charlie Tolar, 224 yards in 1962).

**December 10** – Houston captures 17-12 decision over New Orleans Saints

## HISTORICAL HIGHLIGHTS

### EARL CAMPBELL

Tabbed the "Tyler Rose", Earl Campbell was a Texas high school legend who would go on to the University of Texas and earn the 1977 Heisman Trophy. The Oilers pulled off a draft blockbuster to acquire Campbell, trading four picks and TE Jimmie Giles to acquire the first pick in the 1978 draft from the Tampa Bay Buccaneers. Campbell made an immediate impact as a rookie, gaining 1,450 yards and scoring 13 touchdowns in his initial campaign and earning NFL Rookie of the Year and NFL Offensive Player of the Year honors. In one of the most famous performances in Monday Night Football history, Campbell gained 199 yards and scored four touchdowns on 28 carries against the Miami Dolphins in November of 1978. From 1978 to 1984 Campbell led the Oilers to three playoff appearances, gained 8,547 yards and earned five Pro Bowl invitations. During the 1984 season, Campbell was traded to New Orleans to be reunited with Bum Phillips for a first round draft choice. He was inducted into the Pro Football Hall of Fame in 1991.

to clinch berth in AFC Wild Card game versus Miami.

**December 24** – Houston wins first playoff game since 1961 by defeating Miami 17-9 in the Orange Bowl.

**December 31** – Oilers continue playoff march with 31-14 win against New England before 61,297 chilled fans in Foxboro, Mass.

### 1979

**January 7** – Houston playoff dreams end as Pittsburgh takes 34-5 victory in AFC Championship Game. Oilers welcomed by 50,000 loyal fans in the Astrodome as radio station KILT sponsors homecoming.

**January 30** – Earl Campbell, Elvin Bethea, Robert Brazile and Curley Culp represent Houston in the Pro Bowl in Los Angeles.

**August 3** – Oiler T Greg Sampsom undergoes brain surgery which signals the end to a promising career.

**December 10** – Before national television audience, Houston defeats division nemesis Pittsburgh 20-17, giving Oilers spot in 1979 playoffs.

**December 17** – Several Oilers lock up individual titles: Earl Campbell is NFL rushing champion for the second consecutive year; Mike Reinfeldt captures the crown for most interceptions in NFL with 12; Toni Fritsch is the most accurate field goal kicker, connecting on 21-25 attempts; and Jesse Baker leads the AFC in QB sacks with 15 1/2.

**December 23** – In first playoff game played in Houston since 1962, Oilers defeat Denver Broncos 13-7. Key offensive players Earl Campbell, Dan Pastorini and Ken Burrough are all injured in the contest.

**December 29** – Oilers defeat San Diego 17-14 without injured Earl Campbell, Dan Pastorini and Ken Burrough. Backup QB Gifford Nielsen plays conservative offense as Rob Carpenter, who was injured earlier in the week and was on crutches the night before the game, gains 67 yards rushing in his best effort of the season. The big star of the game is S Vernon Perry, as he intercepts an NFL-record four passes in a playoff game.

### 1980

**January 6** – In a rematch of the 1978 AFC Championship Game, the Steelers win 27-13 in a game that saw a controversial call keep Mike Renfro from scoring what would have been the tying score late in third quarter.

**January 7** – In the wee hours of the morning, the Oilers return from Pittsburgh to an excited throng of 70,000 people at the Astrodome.

**January 28** – Six Oilers represent Houston in the Pro Bowl: RB Earl Campbell, T Leon Gray, PK Toni Fritsch, LB Robert Brazile, S Mike Reinfeldt and DE Elvin Bethea.

**September 15** – Before the largest stadium crowd to ever witness an Oilers' game (80,243), Houston defeats the Browns in Cleveland Stadium 16-7. The game was also televised before a national audience on Monday Night Football.

**October 14** – Oilers acquire All-Pro TE Dave Casper from Oakland for undisclosed draft picks.

**October 19** – Earl Campbell becomes only the second RB in the history of the Oiler franchise to rush for over 200 yards in a single game when he leads the Oilers to a 21-14 triumph over Tampa Bay with 206 yards. Club rushing record for single game is 216 yards by Billy Cannon (Dec. 10, 1961 vs. New York Titans).

**October 26** – Earl Campbell ties NFL record for most consecutive 200-yard games rushing (two) with 202 yards vs. Cincinnati in the Astrodome. Campbell now shares record with O.J. Simpson (Buffalo, 1973, 1976). Oilers defeat Bengals 23-3.

**December 4** – Houston's defense shuts out the Pittsburgh Steelers 6-0. Toni Fritsch provides all the points the Oilers need with two field goals. This marked the third evening prime-time win of the season for the Oilers as the game was played in the Astrodome before a sellout crowd and a national television audience. It marked the first shutout registered by the Oilers since a 47-0 win over the Chicago Bears. (November 6, 1977).

**December 21** – Oilers clinch third playoff spot in as many years with 20-16 victory over the Minnesota Vikings in the Astrodome. Earl Campbell sets NFL record by rushing for over 200 yards in single game four times in one season. He finishes season with 1,934 yards, second highest total in NFL history behind O.J. Simpson's 2,003 yards in 1973. The Oilers must wait until the final game of the season to see who their playoff opponent will be, as their 11-5 record equals that of division foe Cleveland, but Oilers become Wild Card participant due to tie-breaker procedures.

**December 28** – Oilers season comes to an end with disappointing AFC Wild Card loss at the hands of the eventual Super Bowl champion Oakland Raiders. The loss marks the third consecutive year that the Oilers have been eliminated from the playoff picture by the eventual Super Bowl champions (Pittsburgh Steelers in both 1978 and 1979).

**December 31** – K.S. "Bud" Adams Jr., relieves Bum Phillips of his duties as Head Coach and General Manager. Ladd K. Herzeg is promoted from post of Senior Vice-President/Chief Administrative Officer to the position of Executive Vice-President and General Manager of the Oilers.

### 1981

**January 3** – announce the selection of Ed Biles as their new head coach. Biles had been Oilers' defensive coordinator since 1975.

**February 8** – Dick Nolan, former Head Coach for the New Orleans Saints and the San Francisco 49ers, is named defensive coordinator.

**February 15** – Mike Holovak is named as Assistant General Manager by the Oilers.

**September 6** – Oilers defeat Rams at season opener at Los Angeles 27-20 as rookie Willie Tullis returns kickoff 95 yards for score in final minute of game. Win gives Ed Biles his first as head coach of NFL club.

### 1982

**January 19** – Former All-Pro S Ken Houston returns to Oilers as defensive assistant assigned to work with the DBs. Houston had been All-Pro performer before being traded to Washington where he retired following 1980 season.

**January 31** – Oilers open 2.5 million dollar training facility less than two miles from Astrodome. Owner-President K.S. "Bud" Adams, Jr., provides funds for what is considered one of top facilities in the NFL.

**February 3** – Oilers announce new three-year contract with Mutual Broadcasting System for radio rights to Houston's games. KTRH-AM in Houston will serve as flagship station.

**March 18** – Oilers announce that head coach Ed Biles has been given a contract extension.

**April 28** – Oilers select Penn State G Mike Munchak in first round of NFL draft. It is the first number one choice in the draft that Oilers have had since Earl Campbell was selected in first round in 1978.

**May 3** – Computer added to Oilers offices to assist club with player personnel, college scouting, ticket and business operations as well as many other functions within the organization.

**September 17** – Oilers acquire QB Archie Manning from New Orleans Saints in one-for-one swap for T Leon Gray.

**September 20** – NFL Players Association strike announced.

**November 16** – Settlement of 57-day player strike announced by NFL Management Council and NFL Players Association.

### 1983

**January 2** – Oilers fall to Cincinnati Bengals 35-27 to conclude 1982

## HISTORICAL HIGHLIGHTS

regular season play in a game that was re-scheduled from November 14 (canceled due to players' strike).

**January 25** – Chuck Studley joins Oilers as defensive coordinator after successful stints with San Francisco 49ers (Super Bowl champs following '81 season) and Cincinnati Bengals.

**February 1** – Oilers perennial All-Pro DE Elvin Bethea decides not to retire following 1982 season and will return for his 16th year in the NFL, all with the Oilers.

**February 2** – Oilers announce promotion of Mike Holovak from Assistant General Manager to VP/Player Personnel.

**April 23** – The Oilers announce trade of their second pick in first round to Los Angeles Rams for the third pick overall in draft. Oilers receive Rams' fourth-round choice in 1983 and fourth-round choice in 1984 for moving down one notch in first round.

**April 24** – The Oilers announce their second trade in as many days involving Oilers' first-round draft pick. Oilers trade third choice overall in first round to Seattle for ninth choice overall in first round plus Seahawks' second- and third-round picks in 1983 (combining trades of April 24-25, Oilers moved from second position in first round to ninth and acquired Seahawks' second- and third-round choice in 1983 and Rams' fourth round choice in 1983 and 1984, a total of four additional picks).

**April 26** – Oilers select T Bruce Matthews from USC in round one of NFL draft with the ninth choice in the round. Also, for first time since 1969, the Oilers had each of their choices through the first nine rounds.

**August 4** – In preseason opener, ceremonies honoring Elvin Bethea's 16 years with the club occur at halftime. Bethea's jersey, No. 65, will be retired at the conclusion of the season.

**October 10** – Head Coach Ed Biles resigns after two and one-half years as head coach.

**October 11** – The Oilers appoint Defensive Coordinator Chuck Studley as interim head coach.

**October 20** – Oilers trade QB Archie Manning and TE Dave Casper to Minnesota for second- and fourth-round picks in 1984 draft.

**December 18** – Oilers close season with 20-10 loss at Baltimore in what would be the Colts' final game played in Baltimore before moving to Indianapolis.

### 1984

**January 3** – The Oilers name Hugh Campbell as new head coach.

**January 30** – Announcement is made that Kay Dalton will remain as offensive coordinator and also that Jerry Glanville will become new defensive coordinator.

**February 3** – The Oilers announce that they win the "recruiting war" for free agent QB Warren Moon.

**February 10** – Entire organization loses tremendous friend with the passing of radio talk-show host John Breen. Breen was first employee hired by the Oilers in 1959 and served in numerous front office capacities, including General Manager and Director of Player Personnel.

**May 1** – Oilers draft Dean Steinkuhler among a total of 14 players during the one-day marathon. Of the 14 players selected, 10 were defensive players.

**September 6** – Oilers and City of Houston celebrate 25th season of professional football at "Silver Salute," which is held on the floor of the Astrodome. The black-tie gala consists of dinner, dancing and an auction with all proceeds benefiting the Ronald McDonald House. This date is also proclaimed "Houston Oilers Day" by Mayor Kathryn J. Whitmire.

**October 9** – Oilers trade RB Earl Campbell to New Orleans Saints for first round choice in 1985 draft. The Oilers also obtain C Jim Romano from Raiders for Houston's third- and sixth-round picks in 1985.

**October 26** – Oilers announce that KODA-FM will be new flagship station for Oilers' radio broadcasts beginning in 1985. The Oilers and KODA-FM sign a multi-year contract.

**November 11** – Oilers defeat Chiefs 17-16 in Kansas City after losing opening 10 games of the season, as Hugh Campbell gets first win as NFL head coach.

**December 2** – Houston defeats Steelers in overtime thriller 23-20 for third win in four weeks before home crowd. Joe Cooper kicks winning field goal with 5:53 elapsed in extra period. It is the first overtime loss in Steeler history.

**December 12** – G Mike Munchak is selected to play in the AFC-NFC Pro Bowl game in Honolulu.

**December 17** – Warren Moon completes his first NFL season with 3,338 yards passing, breaking the team record set by George Blanda in 1961 (3,330). Tim Smith's 1,141 yards receiving enabled him to become third player in Oilers' history to post consecutive 1,000-yard receiving seasons after gaining 1,176 in 1983. Bill Groman (1960-61) and Charlie Hennigan (1963-64) were the others.

### 1985

**July 1** – The Oilers sign 1983 Heisman Trophy winner Mike Rozier. Rozier was selected by the Oilers in the first round of the 1984 Supplemental Draft of USFL players.

**July 2** – WR Drew Hill is acquired by the Oilers in a trade with the Los Angeles Rams.

**August 3** – The Oilers battle the New York Giants in the annual NFL Hall of Fame Game in Canton, Ohio, with the Giants winning 21-20. The game also makes radio history as the first stereo broadcast of an NFL game on KODA-FM.

**December 9** – Hugh Campbell is relieved of his duties as head coach. The club names Defensive Coordinator Jerry Glanville as interim head coach for the season's remaining two games.

### 1986

**January 2** – The Oilers release seven assistant coaches from their employment contracts: John Devlin, Joe Faragalli, Gene Gaines, Ken Houston, Bruce Lemmerman, Bob Padilla and Al Roberts.

**January 20** – Jerry Glanville signs a five-year contract as Head Coach of the Oilers.

**February 2** – G Mike Munchak starts for the AFC in the annual Pro Bowl in Honolulu, Hawaii.

**April 29** – The Oilers select Purdue QB Jim Everett with their first selection in the 1986 NFL Draft. The team follows by selecting Louisville WR Ernest Givins in the second round and RB Allen Pinkett of Notre Dame in the third round.

**September 18** – The Oilers trade QB Jim Everett, the third player selected in the 1986 draft, to the Los Angeles Rams in exchange for G Kent Hill, DE William Fuller, the Rams' number one draft choices in 1987 and '88 and L.A.'s fifth rounder in 1987.

**December 21** – Houston concludes the 1986 season on a positive note, defeating the Buffalo Bills 16-7. WR Drew Hill catches five passes for 114 yards giving him 1,112 yards for the season as he joins rookie Ernest Givins (1,062 yards) to form the 19th tandem in NFL history to each surpass the 1,000-yard receiving mark. In addition, QB Warren Moon throws for 208 yards to finish the year with 3,489 yards and break his own single-season club record. PK Tony Zendejas connects on all three of his field goal attempts and his 22 three-pointers establishes a new Oiler high.

### 1987

**July 1** – The Oilers announce plans to retire the No. 34 jersey of former RB Earl Campbell, the leading rusher in club history. The ceremony is scheduled for August 13.

**October 4** – The Oilers win their first "replacement" game in Denver 40-10 as QB Brent Pease throws for 260 yards and a TD and LB Eugene Seale returns an interception 73 yards for a touchdown.

**October 25** – With the players' strike over, the Oiler "regulars" return to action with a 37-33 win over the Falcons as RB Mike Rozier rushes for 144 yards while rookie WR Curtis Duncan catches two TD passes including the game-winner.

**October 28** – First-round draftee FB Alonzo Highsmith ends his holdout by agreeing to a multi-year contract.

**November 3** – The Oilers acquire veteran T Bruce Davis from the Raiders for what later becomes a 1988 second-round draft choice.

**November 4** – T/G Bruce Matthews ends his holdout by agreeing to terms with the Oilers.

**December 15** – Along with several prominent Houston business leaders, K.S. "Bud" Adams, Jr., holds a press conference to announce that the goal of marketing 75% of the new Columbia Suites by December 15 has been met.

**December 23** – The Oilers place three players on the AFC Pro Bowl roster, their largest contingent since 1981. Chosen to play in the Honolulu all-star game are S Keith Bostic, G Mike Munchak and RB Mike Rozier.

**December 27** – The Oilers clinch their first playoff berth since 1980 as they



## HISTORICAL HIGHLIGHTS

defeat the Bengals 21-17 before an SRO crowd at the Astrodome. Rookie FB Alonzo Highsmith scores two TDs and QB Warren Moon throws his 21st scoring pass of the season. That marks the most TD passes by an Oiler since George Blanda tossed 24 in 1963.

### 1988

**January 3** – In an AFC Wild Card Playoff, the Oilers defeat the Seahawks 23-20 in overtime on Tony Zendejas' 42-yard field goal.

**January 10** – The Oilers' season ends as the Broncos defeat them 34-10 in an AFC Divisional Playoff before 75,968 fans in Mile High Stadium.

**April 21** – The Oilers acquire DE Sean Jones from Raiders along with L.A.'s second-round draft choice. Houston gives up one of its first-round draft picks, a fourth-round selection and changes places with Raiders in the third round.

**May 6** – The Oilers announce that they will hold training camp at Southwest Texas State University in San Marcos. SWTSU thus becomes the Oilers' eighth training camp site since the team's inception in 1960.

**May 17** – Oilers re-assign Mike Holovak as Assistant to the General Manager.

**November 7** – The Oilers appear on Monday Night Football for the first time since 1982 and defeat the Cleveland Browns 24-17.

**December 14** – The rosters for the AFC-NFC Pro Bowl are released and feature eight Oilers: DE Ray Childress, WR Drew Hill, G Bruce Matthews, QB Warren Moon, G Mike Munchak and RB Mike Rozier.

**December 24** – The Oilers beat the Cleveland Browns 24-23 in an AFC Wild Card Playoff Game as RB Allen Pinkett scores two touchdowns.

### 1989

**January 1** – In an AFC Divisional Playoff Game, the Oilers drop a 17-10 decision to the Bills before 79,532 fans at Rich Stadium in Buffalo.

**February 1** – Executive Vice-President/General Manager Ladd K. Herzeg announces his resignation.

**February 2** – The Oilers announce the promotion of Mike Holovak to General Manager, replacing Ladd Herzeg. Also, under NFL's new "Plan B" free agency, 21 Oilers are left unprotected while 37 are protected.

**February 22** – The Oilers name Kevin Gilbride to the post of Quarterbacks Coach. He joins the club after serving as Offensive Coordinator at East Carolina.

**April 1** – The Oilers end up losing 15 players and signing seven under the NFL's first "Plan B" free agency system.

**April 7** – The Oilers sign QB Warren Moon to a new long-term contract.

**September 24** – Despite a sellout crowd in the first game in the newly-expanded Astrodome, the Oilers lose to the Buffalo Bills, 47-41 in OT.

**October 1** – The Oilers defeat the Miami Dolphins 39-7 as QB Warren Moon completes a career-best 82.6% of his passes (19/23). In addition, Houston's defense holds Dolphin QB Dan Marino to his worst game as a starter (11/29, 103 yds.).

**October 22** – The Oilers record the ninth shutout in club history and their first in nine years (spanning 132 games) with a 27-0 whitewash of the Pittsburgh Steelers. Pittsburgh manages just 132 total yards, the fewest yards allowed by Houston in 12 seasons.

**December 3** – The Oilers win at Pittsburgh 23-16 despite a blizzard and windchill temperatures of -20 degrees. RB Lorenzo White's one-yard run with 21 seconds remaining wins it as the Oilers claim sole possession of first place after the season's 13th game, the latest the team has been in first place in a season since 1967.

**December 10** – The Oilers honor their 30th Anniversary "Dream Team" while defeating the T.B. Buccaneers 20-17.

**December 20** – G Bruce Matthews, QB Warren Moon and G Mike Munchak are named starters for the February 4 Pro Bowl.

**December 23** – In a regular season finale battle for the AFC Central Division title, the Oilers lose to the Cleveland Browns 24-20 on RB Kevin Mack's TD with 39 seconds left. The Oilers fall short after battling back from a 17-0 deficit as QB Warren Moon establishes personal bests for attempts (51), completions (32) and yards (414, most since George Blanda's 418 in 1961). Oilers set all-time single season attendance record with 451,027 fans, eclipsing 411,652 in 1978.

**December 31** – In an AFC Wild Card playoff game, the Oilers lose a 26-23 OT decision to the Pittsburgh Steelers as PK Gary Anderson kicks a 50-yard field goal. Houston WR Ernest Givins catches 11 passes for 136 yards and two TDs.

### MOON ERA

In February of 1984, the Oilers won a recruiting battle for a five-time Canadian Football League champion quarterback named Warren Moon and by doing so, changed the future of the franchise. Houston had a leg up on the competition with the hiring of Hugh Campbell, who coached Moon for five seasons in Canada, just a month earlier. Moon would play 10 seasons for the Oilers and lead them to the playoffs in each of his final seven seasons (1987-93) with the team and earn six Pro Bowl invitations. Moon established many of the franchise's passing records, including career passing yards (33,685), career touchdowns (196), single season passing yards (4,690 in 1991), passing yards in a game (527 at KC in 1990) and career 300-yard passing games (38). His quick release, decision-making and mobility made him a perfect fit for the Oilers high-octane passing offense. Moon's reign at quarterback for the Oilers came to end with the advent of the salary cap prior to the 1994 season. Most of the Oilers' high-priced talent was released or traded away to comply with the new NFL structure, including Moon, who was traded to Minnesota in April 1994. In 2006, Moon became the first African-American quarterback to be inducted into the Pro Football Hall of Fame.

### 1990

**January 6** – Jerry Glanville leaves his position as Oilers' head coach by "mutual agreement."

**January 9** – Jack Pardee signs a five-year contract to become the 14th head coach in Houston Oiler history. Pardee joins the Oilers after enjoying a successful three seasons as the head coach at the University of Houston.

**January 30** – The Oilers extend the contract of Executive Vice President/General Manager Mike Holovak. In addition, the team names former LBs Coach Floyd Reese to the newly-created position of Assistant General Manager and promotes Quarterbacks Coach Kevin Gilbride to Offensive Coordinator. Also, the team announces the signing of a multi-year contract that allows KTRH-AM/KLOL-FM to broadcast all Oiler football games beginning in 1990.

**September 23** – The Oilers win their 1990 home opener 24-10 over the Indianapolis Colts as QB Warren Moon becomes the all-time leading passer in club history. Moon throws for 308 yards (plus three TDs) to surpass George Blanda's team record of 19,149 yards. The record fell on a third quarter seven-yard pass to WR Haywood Jeffires. WR Drew Hill catches ten passes for 123 yards to help key the victory.

**October 14** – QB Warren Moon passes for 369 yards and a career-best five TDs as the Oilers hammer the Cincinnati Bengals 48-17. Moon thus becomes the first player in pro football history to throw for over 20,000 yards in two different leagues (21,228 in Canadian Football League).

**December 9** – The Oilers shatter several team records while drubbing Cleveland 58-14. Included among the records set are most points in a game, in a quarter (31) and in a half (45). RB Lorenzo White ties a club mark with four rushing touchdowns, the first time that has been accomplished in the NFL in two years.

**December 16** – The Oilers win a key road game, beating Kansas City 27-10 at Arrowhead Stadium. QB Warren Moon again supplies the big news, completing 27-of-45 passes for 527 yards. That represents the second-best single-game passing performance in NFL history. The record belongs to the Rams' Norm Van Brocklin, who threw for 554 yards against the New York Yanks on September 28, 1951. Moon had an opportunity to break the record but declined to do so based on the Oilers' comfortable lead. Almost overshadowed by Moon's effort was WR Haywood Jeffires catching nine balls for 245 yards (including an 87-yard TD), which marked the second best receiving day in Oiler history. Charles Hennigan had 272 receiving yards versus the Patriots on October 13, 1961.

**December 19** – Six Oilers are named to the AFC squad for the Feb. 3 Pro Bowl. The six include starters G Bruce Matthews, QB Warren Moon and G Mike Munchak, plus reserves DT Ray Childress, WR Ernest Givins and WR Drew Hill.

## HISTORICAL HIGHLIGHTS

### RUN 'N SHOOT

Born in the 1970's under the offensive master "Mouse" Davis, the "Run 'N Shoot" offense and its concepts started to enter the NFL in the late 1980's. The Houston Oilers were one of the first teams to run the pass oriented offense that featured one running back and four wide receivers. The Oilers hired June Jones, a Mouse Davis disciple, in 1987 as quarterback coach and he integrated some of the "Run 'N Shoot" concepts into offense. Jones left following the 1988 season to join Wayne Fontes in Detroit. Kevin Gilbride, who also had worked with Davis, took over in 1989 and continued to mold the offense. With Jack Pardee's arrival as head coach in 1990, the Oilers offense became a full-time "Run 'N Shoot" offense, where in previous years it was only used in passing situations. During a three-year stretch (1990-92), the Oilers ranked first in the NFL in passing yards (avg. 4,485 passing yards per season) and second in total yards (avg. 5,954 yards per season). They set a then-franchise record for points scored in 1990 with 405. Warren Moon drove the offense and under his leadership the offense took flight and his receiving corps of Drew Hill, Haywood Jeffires, Ernest Givens and Curtis Duncan totaled unbelievable numbers as they tortured NFL defenses. Head coach Jack Pardee was relieved of his duties 10 games into the 1994 season and with that came the death of the "Run 'N Shoot" offense. New head coach Jeff Fisher moved the offense back to a conventional approach in 1995.

**December 30** – Led by backup QB Cody Carlson, who played for the injured Warren Moon (dislocated thumb), the Oilers earn a Wild Card playoff berth by defeating the Pittsburgh Steelers 34-14 in the Astrodome. Carlson completes 22 of 29 passes for 247 yards and three TDs. With the victory, the Oilers end up in a three-way tie for first place with Cincinnati and Pittsburgh in the AFC Central.

### 1991

**January 6** – The Oilers' 1990 season comes to a close as they are eliminated from the playoffs by the Cincinnati Bengals. Houston loses at Riverfront Stadium 41-14 in an AFC Wild Card game.

**January 26** – It is announced that Earl Campbell has been voted into the Pro Football Hall of Fame. The announcement is made in Tampa, Florida. Campbell is to be enshrined on July 27.

**May 17** – The Oilers and the City of San Antonio formally sign six-year contract which will allow the Oilers to hold training camp there. Trinity University is chosen as the host school.

**September 16** – In a pre-game ceremony, Earl Campbell receives his Hall of Fame ring from Hall Executive Director Pete Elliott. In the game that follows, the Oilers defeat Kansas City 17-7 to signal the first 3-0 start in franchise history.

**October 13** – In a 23-20 victory over the Jets at Giants Stadium, WR Haywood Jeffires ties Charlie Hennigan's 30-year-old team record for receptions in a game with 13 (186 yards). QB Warren Moon completes 35-of-50 passes for 423 yards, which is the fifth-best total in team annals. Also, WR Drew Hill surpasses Hennigan's 410 catches to become the all-time leading receiver in Oiler history.

**November 3** – Despite a 16-13 OT loss at Washington, WR Drew Hill moves past WR Ken Burroughs's 6,907 receiving yards to become the Oilers' all-time leader in that category.

**November 10** – QB Warren Moon establishes career highs for completions (41) and attempts (56) as he throws for 432 yards, which is fourth best in team history, in Oilers' 26-23 OT victory over Dallas. Moon also passes Fran Tarkenton's 47,003 yards and moves into second place behind Ron Lancaster on all-time professional passing yards chart.

**December 8** – The Oilers defeat the Steelers 31-6 in the Astrodome as Houston captures its first-ever undisputed AFC Central Division championship. QB Warren Moon throws for 254 yards and becomes just the third QB in NFL history (Miami's Dan Marino, San Diego's Dan Fouts) to have back-to-back 4,000-yard seasons.

**December 15** – QB Warren Moon surpasses Dan Marino's NFL record

(378 in 1986) for completions in a season as the Oilers beat the Browns 17-14.

**December 18** – Eight Oilers (tied NFL-best), including a league-high six starters are named to the AFC team for the February 2 Pro Bowl. The six starters include CB Cris Dishman, DE William Fuller, WR Haywood Jeffires, C Bruce Matthews, G Mike Munchak and LB Al Smith. DT Ray Childress and QB Warren Moon are also named to the squad although Childress was eventually unable to play because of a back/rib injury.

**December 21** – WR Haywood Jeffires becomes just the fifth player in NFL history to record 100 receptions in a single season despite the Oilers' 24-20 road loss to the Giants. Coupled with Drew Hill's 90 catches, that pair's 190 represents the most receptions by two teammates in one season in league annals. In addition, QB Warren Moon eclipses Dan Marino's NFL record (623 in 1986) for attempts in a season. DE William Fuller registers his 15th sack of the season and thus becomes the first Oiler ever to lead the conference in that category.

**December 29** – The Oilers defeat the New York Jets 17-10 in an AFC Wild Card playoff game before 61,485 fans in the Astrodome. S Bubba McDowell intercepts two key passes inside the Oiler five-yard line to preserve the win.

### 1992

**January 4** – After leading for most of the game, the Oilers end up losing a 26-24 decision to the Denver Broncos in an AFC Divisional Playoff game in front of 75,301 fans at Mile High Stadium. PK David Treadwell's 28-yard field goal with 16 seconds left in the game proves to be the deciding points. The loss mars a great performance by Oiler QB Warren Moon, who completes 75% of his passes (27 of 36) for 325 yards and three touchdowns.

**March 6** – The Oilers name Steve Underwood as General Counsel. Underwood joins the Oilers from the Houston firm of Caldwell and Hurst where he has handled most of the team's legal work since 1977.

**August 1** – The Oilers defeat the Dallas Cowboys 34-23 in the American Bowl in Tokyo, Japan, which marks Houston's first game outside of the United States.

**August 31** – The Oilers and QB Warren Moon reach agreement on a new multi-year contract that includes a settlement of a controversial escalator clause.

**September 29** – The Oilers sign free agent WR Webster Slaughter to a two-year contract. Slaughter had been one of four players who were declared free agents by a Minneapolis judge on September 24.

**October 11** – In a 38-24 win at Cincinnati, QB Warren Moon ties a personal best with five TD passes to eclipse George Blanda's team record for career touchdown passes (165, Moon now has 169). Also, WR Haywood Jeffires catches three TD passes to tie the franchise record, and RB Lorenzo White rushes for a career-best 149 yards.

**October 18** – QB Warren Moon becomes the leading passer in professional football history by surpassing Ron Lancaster's 50,535 yards (in 19 years). After the Oilers' heartbreaking 27-21 loss at Denver, Moon now has 50,589 yards. Moon's total, accumulated in less than 15 seasons, includes 21,228 yards in the CFL and 29,361 yards in the NFL.

**November 15** – In Houston's 17-13 win at Minnesota, QB Warren Moon suffers a fractured upper left arm on a fourth quarter hit by Viking S Vencie Glenn and misses the next five games. Despite the injury, Moon becomes just the 14th NFL QB to surpass 30,000 passing yards as he accomplishes that faster (125 games) than any player in league history except for Miami's Dan Marino (114 games).

**November 26** – Subbing for the injured Warren Moon, QB Cody Carlson throws for a career-high 338 yards as the Oilers defeat the Lions 24-21 on Thanksgiving Day in Detroit.

**December 11** – After being diagnosed with kidney cancer, Offensive Coordinator Kevin Gilbride undergoes surgery for the removal of his cancerous kidney. He misses two games as Receivers Coach Chris Palmer and injured QB Warren Moon help to handle Gilbride's game day responsibilities.

**December 23** – An NFL-best nine Oilers earn Pro Bowl honors with four players designated as starters for the February 7 game. The starters include WR Haywood Jeffires, C Bruce Matthews, G Mike Munchak and LB Al Smith. The Houston reserves feature DT Ray Childress, WR Curtis Duncan, WR Ernest Givins, QB Warren Moon and RB Lorenzo White. The inclusion of Jeffires, Givins and Duncan represents the first time ever that



## HISTORICAL HIGHLIGHTS

three receivers from the same team have been designated as Pro Bowlers.  
**December 20** – Shortly after their exciting, come-from-behind 17-14 win at Cleveland, the Oilers learn that they have clinched a playoff berth for the sixth straight season. That represents the longest current post-season streak in the NFL.

**December 27** – As Houston routs Buffalo 27-3 in the regular season finale, WR Haywood Jeffries catches six passes to finish with 90 receptions. He thus leads the AFC in that category for the third straight season, becoming only the second player since the 1970 AFL-NFL merger to accomplish that feat.

### 1993

**January 3** – The Oilers lose a 41-38 OT decision at Buffalo in an AFC Wild Card playoff game. QB Warren Moon completes 36 of 50 passes for 371 yards and four first-half touchdowns.

**January 29** – The Oilers name Buddy Ryan as the team's defensive coordinator.

**July 2** – NFL Commissioner Paul Tagliabue rules in a dispute between the Oilers and Washington. Tagliabue completes a trade which sends Washington LB Wilber Marshall to Houston in exchange for the Oilers' third-round draft choice in 1994 and their fifth-round selection in 1995.

**November 21** – RB Gary Brown explodes for 194 rushing yards to lead Houston to its fifth consecutive win, a 27-20 victory at Cleveland. Brown's rushing total is the highest by any AFC back in three years and the most by an Oiler in 13 years. His back-to-back running sum of 360 yards is also the team's best in 13 seasons. Brown becomes the first NFL back in ten years to gain over 100 yards in his first two career starts.

**November 28** – In the Oilers' 23-3 Astrodome victory over the Steelers, WR Ernest Givins passes Drew Hill's 480 catches to become Houston's all-time leading receiver.

**December 5** – As Houston captures its seventh straight win with a 33-17 home decision over Atlanta, the Oilers' defense forces seven turnovers (including a team record-tying six interceptions) for its highest such total in 16 years.

**December 14** – Oilers DT Jeff Alm commits suicide following the death of his best friend in a traffic accident. The Oilers hold a memorial service for their teammate the following day.

**December 19** – The Oilers clinch their second outright AFC Central Division championship with a 26-17 win over the Steelers at Three Rivers Stadium. Houston thus cements a playoff berth for the seventh consecutive season, the longest current streak in the NFL. The Oilers also become just the second team since the 1970 AFL-NFL merger to go undefeated within the AFC's Central Division (also 1975 Steelers). Against Pittsburgh, PK Al Del Greco surpasses the team record of 115 points in a single season.

**December 28** – G Mike Munchak establishes an Oiler record by being named to the Pro Bowl for the ninth time (Elvin Bethea had eight appearances).

### 1994

**January 2** – The Oilers close the regular season with their club record 11th consecutive win, a 24-0 shutout of the Jets in the Astrodome. The winning streak is the longest in the NFL in nine years as the Oilers become just the fifth team in league history to close a season with 11 straight victories. The Oilers also set a franchise record with 12 wins for the season and go undefeated in both November and December for just the third time ever. Amazingly, RB Gary Brown finished with 1,002 yards in just eight starts.

**January 27** – The Oilers promote Assistant General Manager Floyd Reese to the position of Executive Vice-President/General Manager. Reese succeeds Mike Holovak, who assumes the title of Vice-President/Player Personnel and Scouting.

**February 9** – Houston names Jeff Fisher as its new Defensive Coordinator, replacing Buddy Ryan, who left the Oilers to become General Manager/Head Coach of the Arizona Cardinals.

**April 13** – The Minnesota Vikings announce that they have reached an agreement to acquire QB Warren Moon from the Oilers in exchange for draft choices.

**August 15** – The Oilers defeat the Dallas Cowboys 6-0 before 112,376 fans at Azteca Stadium in Mexico City. The in-house attendance is the largest ever for an NFL game.

**September 4** – WR Ernest Givins becomes Oilers' all-time receiving yardage leader, surpassing Drew Hill's mark of 7,477. Givins would end the

season with 7,935 yards on 542 career receptions.

**November 6** – G Mike Munchak, who announced his retirement on July 21, 1994 to join the Oilers under the title of Assistant to Football Operations, is honored by Oiler Owner/President K.S. "Bud" Adams, Jr., by having his No. 63 jersey retired at halftime ceremonies of Oilers-Steelers game.

**November 14** – After a 1-9 start, Head Coach Jack Pardee and Assistant Head Coach/Offense Kevin Gilbride are relieved of their duties. Jeff Fisher is elevated to title of Head Coach/Defensive Coordinator.

**December 24** – Houston closes out season with 24-10 victory over the N.Y. Jets for Fisher's first win as a head coach.

### 1995

**January 5** – Oilers announce that Jeff Fisher will remain as head coach, officially becoming the 15th head coach in franchise history.

**January 17** – As his first hire, Fisher brings in Jerry Rhome under the title of Offensive Coordinator.

**March 3** – The Oilers jump into the free-agent pool and sign the NFL's all-time leading kickoff returner, Mel Gray. Gray joins the Oilers after successful stints with the Detroit Lions and New Orleans Saints.

**March 7** – The team announces five-year contract with KHTV/Channel 39 to broadcast Oilers' preseason games. The pact reunites the team and KHTV, which carried Oilers preseason action in '89.

**March 23** – Houston lures in one of the most coveted unrestricted free agents by signing C Mark Stepnoski from the Dallas Cowboys.

**March 28** – The Oilers sign veteran QB Chris Chandler from the Rams.

**April 22** – With the third overall choice in the draft, Houston selects Alcorn State QB Steve McNair.

**July 25** – QB Steve McNair signs contract at press conference held at Oilers' training camp.

**August 11** – Tennessee newspaper reports that Nashville Mayor Phil Bredesen is meeting with Oiler officials. Nashville is willing to build new stadium if it will attract a professional team. K.S. "Bud" Adams, Jr. and Bredesen execute an agreement that gives the City of Nashville a 70-day exclusive negotiating period with the Houston Oilers to build a stadium and relocate the team.

**August 19** – Oilers-Chargers preseason game is canceled by NFL after field is deemed unplayable for safety reasons.

**September 3** – The Oilers travel to Jacksonville and defeat the Jaguars 10-3 in the expansion team's inaugural game.

**September 24** – QB Chris Chandler connects on 23 of 26 passes for 352 yards and four touchdowns, leading Oilers to a 38-28 win over the Bengals at Riverfront Stadium. Chandler's 88.46 completion percentage misses the NFL record by one completion. Chandler, who hooked up with rookie WR Chris Sanders on touchdown passes of 58 and 46 yards, is named AFC Offensive Player of the Week.

**November 2** – Oilers' long-time equipment assistant Bill "Mojo" Lackey passes away after a massive stroke.

**November 5** – Oilers win 37-10 over Browns and dedicate game to "Mojo" and his family. The win marks the Oilers' largest margin of victory at Cleveland since a 40-10 decision on Oct. 12, 1975.

**November 12** – K.S. "Bud" Adams, Jr. and the Oilers announce the establishment of the Bill "Mojo" Lackey Memorial Award, which would be given to the player, coach or front office staff member that best exemplifies the qualities of the former equipment assistant. A \$10,000 check is given to the winner to be awarded to charity in his or her name.

**November 16** – K.S. "Bud" Adams, Jr. and Nashville Mayor Phil Bredesen sign a relocation agreement to move the Oilers to Tennessee.

**December 14** – G Bruce Matthews, S Blaine Bishop, CB Darryll Lewis and C Mark Stepnoski are selected to the Pro Bowl. Matthews sets the Oiler mark for consecutive selections with his eighth consecutive Pro Bowl honor.

**December 17** – Paul "Hoss" Noska, equipment assistant, is honored with the first Bill "Mojo" Lackey Memorial Award.

### 1996

**March 26** – Oilers sign veteran WR Willie Davis from the Kansas City Chiefs.

**April 20** – After trading down in the first round (from 9th to 17th) to acquire extra picks from Oakland, General Manager Floyd Reese and Head Coach

## HISTORICAL HIGHLIGHTS

### McNAIR AND GEORGE

First round draft picks in consecutive years, QB Steve McNair (drafted in 1995) and RB Eddie George (drafted in 1996) became the centerpieces of a team that advanced to the playoffs in four of five years (1999, 2000, 2002, 2003). From 1997, McNair's first season as a starter, until Eddie George's final season as a Titan in 2003, the two combined to pull the franchise to new heights, including the team's first Super Bowl appearance (XXXIV).

The duo started in the same backfield 107 times during their seven seasons together and posted a 67-40 record (.626 winning percentage) in those games, and 5-4 in postseason. The 2003 season would be memorable for both as McNair was named Co-MVP of the NFL, becoming only the franchise's second player to garner the honor (Campbell in 1979) and George became the franchise's all-time leading rusher, passing Earl Campbell and becoming only the 17th running back to reach 10,000 career rushing yards.

Each player personified toughness with legendary stories told of McNair returning from injuries to lead his team to victory and George never missing a start in his eight year franchise career - 128 games - which represented the most consecutive starts in NFL history for a running back to start a career.

On June 12, 2019, Titans controlling owner Amy Adams Strunk announced that McNair's No. 9 jersey and George's No. 27 jersey would be retired by the club.

Jeff Fisher execute a trade with the Seattle Seahawks to move back up to the 14th spot in the 1996 draft to select Heisman Trophy winner Eddie George from Ohio State. Sent to the Seahawks in the trade was DT Glenn Montgomery.

**April 30** – The National Football League approves the team's relocation to Nashville in a special owners' meeting held in Atlanta, Ga.

**May 3** – Adding more weapons to the offense, the Oilers agree to terms with RB Ronnie Harmon from the San Diego Chargers.

**May 7** – Voters of Davidson County in Nashville, Tenn., overwhelmingly approve a referendum held to decide on the use of public funding for a new downtown stadium.

**October 20** – With a 22-yard field goal, K Al Del Greco sets the club record for most career field goals, surpassing K Tony Zendejas (117).

**October 27** – Del Greco kicks the longest field goal in team history with a 56-yarder at the end of the first half versus the 49ers.

**November 17** – In a clash with the Miami Dolphins, G Bruce Matthews becomes the Oilers' all-time leader in games played with his 211th contest, breaking Elvin Bethea's mark of 210. Matthews would go on to also set the team marks for most consecutive games played and started.

**December 12** – G Bruce Matthews, S Blaine Bishop, C Mark Stepanoski and ST player John Henry Mills are selected to the Pro Bowl. Matthews extends the Oiler mark for consecutive selections (9) and ties G Mike Munchak for most overall selections (9).

**December 15** – Oilers play their final game in Houston with a 21-13 loss to the Cincinnati Bengals in the Astrodome.

**December 22** – RB Eddie George finishes the 1996 season with 1,368 yards rushing en route to Rookie of the Year accolades. In addition, George's ground totals were only 82 yards shy of RB Earl Campbell's rookie record of 1,450. On this day, George would also help the Oilers to a 24-21 win over the Baltimore Ravens for a franchise-best 6-2 road record.

### 1997

**January 1** – The team promotes linebackers coach Gregg Williams to defensive coordinator.

**January 3** – After relieving Jerry Rhome of his duties, the Oilers make wide receivers coach Les Steckel the team's offensive coordinator/quarterbacks

coach.

**February 24** – Oilers trade QB Chris Chandler to the Atlanta Falcons for two 1997 draft choices (4th and 6th).

**May 3** – City of Nashville holds ground-breaking ceremonies for the team's downtown stadium.

**May 8** – After formulating an agreement earlier with Harris County (Houston), K.S. "Bud" Adams, Jr. and Astrodome USA owner Drayton McLane, Jr. reach a settlement for the final year of Oilers' lease at the Astrodome. Under appointed mediator Alice Oliver Parrott, the two sides clear the biggest step in the team's ability to play games in Tennessee for the 1997 season.

**June 5** – Oilers reach agreement with Memphis Sports Authority, clearing the way for the team to play its games in the Liberty Bowl.

**June 12** – Oilers hold press conference in Nashville to formally announce the club's intention to play the 1997 season in Tennessee, and introduce an inaugural patch and logo which merges the Oilers traditional "Oil derrick" with the Tennessee state flag.

**July 18** – Oilers players report to Tennessee State University for their first training camp in the state of Tennessee. Also, Oilers sign DE Kenny Holmes, 1997 first-round selection, to a four-year contract.

**July 19** – Oilers sign GM Floyd Reese to a four-year extension running through 2001 season.

**August 2** – Oilers play first preseason game of 1997 season at Liberty Bowl in Memphis, falling to the New Orleans Saints 21-12.

**August 9** – Oilers play their first ever game at Vanderbilt Stadium, an 18-12 preseason loss to Washington.

**August 15** – Oilers move into their temporary training facility in Bellevue.

**August 23** – Oilers promote Don MacLachlan to Executive Vice President of Marketing, Broadcasting, and Ticketing.

**August 27** – Oilers sign free agent SS Blaine Bishop.

**August 31** – Oilers open their inaugural season in the state of Tennessee with a 24-21 overtime win over the Oakland Raiders at Liberty Bowl. RB Eddie George ties Billy Cannon's franchise record for rushing yards in a game with 216 yards on 35 carries. With the game-winning field goal in overtime, K Al Del Greco becomes the Oilers all-time points leader, surpassing George Blanda's total of 596 points.

**October 27** – In their first-ever trip to Arizona, the Oilers defeat the Cardinals 41-14.

**November 27** – Oilers defeat Dallas 27-14 on Thanksgiving Day in front of a national-television audience. It marked the first regular season game in Texas for the Oilers since their move to Tennessee.

**December 11** – G Bruce Matthews, RB Eddie George, and SS Blaine Bishop are selected to the Pro Bowl. Matthews extends the mark for consecutive selections (10) and surpasses G Mike Munchak for most overall selections (9).

**December 14** – Oilers fall to the Baltimore Ravens 21-19 in the final game at Baltimore's Memorial Stadium. It marked the second time the Oilers closed the stadium, because on Dec. 18, 1983, the Oilers played at the Baltimore Colts in what would be their final game in Baltimore.

**December 21** – Oilers close their inaugural season in Tennessee with an 8-8 record after a 16-6 win over Pittsburgh in Memphis.

### 1998

**February 14** – Oilers agree to terms with free agent WR Yancey Thigpen from Pittsburgh.

**February 19** – Oilers agree to terms with free agent P/K Craig Hentrich from Green Bay.

**February 24** – Oilers reach agreement with Shelby County Sports Authority and Memphis Park Commission to be released from the final year of their lease at the Liberty Bowl.

**March 4** – Oilers and Vanderbilt University reach tentative agreement for the Oilers to play at Vanderbilt Stadium for the 1998 season.

**March 11** – Oilers agree to terms with free agent TE Jackie Harris from Tampa Bay.

**April 16** – A tornado rips through Nashville, damaging three cranes and 10 portable trailers at the Oilers East Bank Stadium construction site.

**April 18** – In the franchise's first draft as the Tennessee Oilers, the club selects WR Kevin Dyson from Utah with its first-round selection (16th



## HISTORICAL HIGHLIGHTS

### HOUSTON OILERS TO TENNESSEE TITANS

After trying unsuccessfully for many years to construct a deal with the city of Houston for a new football or multi-use stadium, Oilers owner K.S. "Bud" Adams, Jr. decided that moving his franchise to another city might be the only solution left to keep the team financially competitive. In the spring of 1995, research was completed and several cities were identified as desirable for relocation and at the top of the list was Nashville, Tenn.

In the summer of 1995, Adams contacted Nashville's mayor, Phil Bredesen, to see if the city would be interested in having the team relocate to the region. A 70-day exclusive negotiating period was agreed to and in November the two had signed a relocation agreement that would bring the Oilers to Nashville. In April of 1996, the NFL approved the team's relocation and on May 7th, the voters of Davidson County approved a referendum on using public funding for the new downtown stadium.

Dec. 15, 1996 would mark the Oilers final home game at the Astrodome in Houston – a 21-13 loss to Cincinnati in front of 15,131 fans. In May of 1997, the team reached a settlement with the Astrodome that let them escape the final year of the contract and allowing the team to play the 1997 season in Tennessee.

With the new stadium in Nashville still two years from completion, the team decided to play at Memphis' Liberty Bowl until the stadium was complete. The Tennessee Oilers opened their inaugural season in the state of Tennessee with a 24-21 overtime win over the Oakland Raiders at the Liberty Bowl in front only 30,000 fans.

The Oilers struggled with low attendance throughout the 1997 season and by March of 1998, the Oilers reached an agreement to play the 1998 season at Vanderbilt Stadium in Nashville. Crowds at Vanderbilt Stadium were an improvement from the previous year, but the team could only muster a 3-5 home mark. During the 1998 season, Adams announced the Oilers name would be retired and the team would be renamed the Titans as they entered their new stadium for the 1999 season.

In April of 1999, the team unveiled their new Titans uniforms and in August the team played its first game at Nissan Stadium (named Adelphia Coliseum at the time). The 1999 season ended with the franchise's first Super Bowl berth in the team's 40-year history. A total of 20 players endured the entire odyssey of playing in Houston in 1996, Memphis in 1997, Vanderbilt in 1998 and LP Field in 1999.



*Bud Adams presents Nashville Mayor Phil Bredesen with an official team jersey.*

overall) in the NFL Draft.

**April 23** – Oilers finalize deal to play at Vanderbilt Stadium for the 1998 season.

**May 15** – Oilers finalize deal to acquire land in MetroCenter for a permanent practice facility to be finished in the summer of 1999.

**May 28** – Oilers reach agreement with Tennessee State University to hold the Oilers 1998 Training Camp on TSU's campus. It marks the first time in club history that the Oilers have had consecutive training camps outside the state of Texas.

**July 29** – Owner K.S. "Bud" Adams, Jr., listens to the Tennessee fans and announces that he will change the name of the team. An advisory council is later formed to research names and a "Guess the Name" contest is introduced to fans to gain additional feedback.

**Oct. 18** – Oilers win first home game in Nashville, a 44-14 victory over Cincinnati.

**Oct. 29** – Former Oiler and nine-time Pro Bowl Guard Mike Munchak is announced among 76 nominees for the Pro Football Hall of Fame.

**Sept. 12** – Oilers play first regular season home game in Nashville vs. San Diego Chargers.

**Nov. 4** – First Oilers coach, Lou Rymkus, passes away at 78.

**Nov. 14** – Oilers owner K.S. "Bud" Adams, Jr., announces that the Oilers will become the "Tennessee Titans" beginning in 1999. "We wanted a new nickname to reflect strength, leadership and other heroic qualities," Adams said.

**Dec. 22** – Oilers owner K.S. "Bud" Adams, Jr., unveils new Tennessee Titans logo and colors, featuring the fire of the Titans and exemplifying power, strength, knowledge and excellence. "I feel we have developed a logo that fans throughout the state of Tennessee and around the country will embrace for years to come," Adams said.

**Dec. 26** – Oilers era comes to end against Minnesota Vikings.

### 1999

**January 1** – G Bruce Matthews and P Craig Hentrich earn All-Pro honors.

**February 8** – G Bruce Matthews, P Craig Hentrich, RB Eddie George & TE Frank Wycheck represent AFC in Pro Bowl.

**February 26** – Steve Walters (WR's) and Jim Washburn (DL) added to coaching staff.

**April 13** – Titans unveil new uniforms and helmets before packed crowd at the new stadium.

**April 17** – Titans make Florida DE Jevon Kearse their first selection in the 1999 NFL Draft.

**May 3** – Veteran players tour stadium and practice facility. Mr. Adams presents pair of tickets to each stadium worker in appreciation of their hard work.

**May 3** – George Henshaw promoted to Assistant Head Coach/Running game. Jim Schwartz added to staff as Defensive Assistant/Quality Control Coach.

**May 8** – Final auditions determine first ever Titans cheerleading squad.

**May 13** – 11-time Pro Bowl offensive lineman Bruce Matthews re-signs with team.

**May 14** – Stadium lights turned on for 100-hour test.

**May 17** – Titans announce that 1999 training camp will be held at Baptist



*Eddie George, Frank Wycheck, Craig Hentrich and Blaine Bishop model the Titans' new uniforms in 1999.*

## HISTORICAL HIGHLIGHTS

### HOME SWEET HOME

The newly-named Tennessee Titans opened their new stadium, Adelphia Coliseum (eventually to be named Nissan Stadium) with the regular season opener on Sept. 12, 1999 against the Cincinnati Bengals. The back and forth game would end with the Titans hanging on for a 36-35 win. The win would start a historic streak of 12 consecutive wins to open the new stadium. The 12 consecutive wins were the most in the modern era for a new stadium (Texas Stadium, 9 wins in 1971) and one short of the all-time record by the Buffalo Americans in 1920. The Titans first loss in their new home would come against the Baltimore Ravens on Nov. 12, 2000. The winning streak actually began in the spring of 1998, when a devastating tornado ripped through Nashville, but only gave a glancing blow to the under construction stadium and sparing it from destruction.

Sports Park in Bellevue.

**May 18** – Stadium sod is laid down.

**July 8** – Adelphia Coliseum name and logo are unveiled at a downtown ceremony.

**July 23** – Titans name former Minnesota Senior Vice President Jeff Diamond President and Chief Operating Officer, and agree to terms with former Pittsburgh Pro Bowl quarterback Neil O'Donnell.

**July 27** – The Titans sign their first-round draft selection, Florida DE Jevon Kearse, to a multi-year contract.

**August 15** – The Tennessee franchise plays its first preseason game under the name Titans, a 22-20 loss at Kansas City. The game is the first in franchise history played in a uniform other than the Oilers.

**August 27** – Titans defeat Atlanta, 17-3, in the first preseason game at Adelphia Coliseum.

**September 2** – Owner K.S. "Bud" Adams, Jr. and his wife, Nancy, announce the creation of the Tennessee Titans Foundation, an organization established to serve the charitable interests of the state of Tennessee by providing financial support and other resources to non-profit organizations, enriching and strengthening communities throughout the state. Adams donates \$500,000 to start the foundation.

**September 5** – Cornerback Darryll Lewis, the team leader in interceptions in each of the past five seasons, is released.

**September 12** – Al Del Greco kicks a 33-yard field goal to lift the Titans to a 36-35 win over Cincinnati in the first regular season game and victory at Adelphia Coliseum. The win, in front of 65,272 fans, is the team's first as the Titans, and quarterback Steve McNair passes for a career-high 341 yards in the victory.

**September 26** – The team wins its first road contest as the Titans, a 20-19 victory at Jacksonville sealed by a Samari Rolle interception in the end zone with under a minute remaining.

**October 31** – Steve McNair returns after missing five games because of a back injury to lead the Titans to defeat the previously-unbeaten St. Louis Rams, 24-21 at Adelphia Coliseum. McNair is named Miller Lite NFL Player of the Week for his performance in the victory.

**December 19** – Tennessee clinches the franchise's first playoff berth since 1993 with a 30-17 win over Atlanta at Adelphia Coliseum.

**December 22** – G Bruce Matthews, RB Eddie George, DE Jevon Kearse and TE Frank Wycheck are named to the AFC team for the Pro Bowl. Matthews extends his franchise records for consecutive and overall selections (12), and Kearse becomes the first rookie defensive end

selected to the Pro Bowl in AFC history and the first in the NFL since 1978. **December 26** – Tennessee defeats Jacksonville for the fourth consecutive time, a 41-14 victory in which Steve McNair throws five touchdown passes. McNair earns his first AFC Offensive Player of the Week and his second Miller Lite NFL Player of the Week honor this season for his efforts. The win completes the first unbeaten home regular season in club history.

### 2000

**January 8** – In a play known as the "Music City Miracle," Kevin Dyson returns a Frank Wycheck lateral on a kickoff return 75 yards for a touchdown, lifting the Titans to a 22-16 victory in the AFC Wild Card playoff game over the Buffalo Bills. The improbable play, which occurred with just 16 seconds remaining in the game, gives the franchise its first playoff win in Tennessee in addition to its first since 1993.

**January 16** – Eddie George rushes for 162 yards, including a 68-yard touchdown run, as the Titans defeat the Indianapolis Colts, 19-16, in an AFC Divisional Playoff game at the RCA Dome.

**January 23** – The Titans beat Jacksonville for the third time of the season and fifth consecutive time, using 23 second-half points en route to a 33-14 win at Alltel Stadium in Jacksonville. Steve McNair runs for two touchdowns and Derrick Mason returns a kickoff 80 yards in the win. The win sends Tennessee to its first Super Bowl in franchise history and its first AFC/AFL Championship since 1961.

**January 30** – The Titans fall short in their quest to win Super Bowl XXXIV, as Kevin Dyson is stopped one yard short of the end zone on the final play of the game in a 23-16 St. Louis Rams victory.



*Kevin Dyson races down the sideline in the Music City Miracle.*



*Faith Hill sings at inaugural game of the new stadium.*



*The Titans battle the Rams at Super Bowl XXXIV in Atlanta.*

**February 16** – The Titans sign unrestricted free agents LB Randall Godfrey (Dallas) and T Fred Miller (St. Louis).

**March 7** – Mike Heimerdinger is named offensive coordinator, replacing Les Steckel.

**March 13** – Craig Johnson (quality control/offense) and Ronnie Vinkelrek (quality control/defense) are added to the coaching staff, while Jim Schwartz is promoted to linebackers coach.

**June 15** – The Titans extend the contract of Head Coach Jeff Fisher and expand his title to Executive Vice President.

**July 19** – The Titans extend the contract of RB Eddie George.

**August 14** – The Titans host Monday Night Football for the first time since moving to Tennessee. A sell-out crowd of 68,072 at Adelphia Coliseum watch the Titans defeat St. Louis, 30-3, in a preseason Super Bowl XXXIV rematch.

**October 16** – The Titans host their first regular season Monday Night Football game at Adelphia Coliseum, a 27-13 victory over the Jacksonville Jaguars.

**November 12** – Tennessee's NFL record of 12 consecutive victories to



## HISTORICAL HIGHLIGHTS

open a new stadium ends in a 24-23 loss to the Baltimore Ravens.

**December 14** – S Blaine Bishop, RB Eddie George, T Brad Hopkins, DE Jevon Kearse, KR Derrick Mason, G Bruce Matthews, CB Samari Rolle and TE Frank Wycheck are named to the AFC team for the Pro Bowl. QB Steve McNair is added as an alternate, giving the Titans nine players on the Pro Bowl roster, the most for the franchise since nine players were selected in 1992.

**December 17** – At Cleveland, Bruce Matthews passes brother Clay on NFL games played list at 279 games. Both are honored in pre-game ceremony.

**December 25** – The Titans clinch the AFC Central Division Championship with a 31-0 victory against the Dallas Cowboys, earning a 13-3 record for the second-consecutive season and home-field advantage throughout the playoffs. The defensive unit finishes the season ranked first overall in the NFL.

### 2001

**January 7** – Baltimore defeats the Titans, 24-10, in an AFC Divisional Playoff game at Adelphia Coliseum.

**February 1** – Defensive coordinator Gregg Williams is hired as head coach of the Buffalo Bills.

**February 2** – Jim Schwartz is promoted to defensive coordinator.

**February 6** – Gunther Cunningham, former Kansas City Chiefs head coach, is named assistant head coach defense/linebackers.

**February 22** – Everett Withers is named defensive backs coach.

**March 2** – The Titans re-sign unrestricted free agent WR/KR Derrick Mason, who set an NFL record in 2000 with 2,690 all-purpose yards.

**March 7** – The Titans agree to terms with unrestricted free agent K Joe Nedney from the Carolina Panthers.

**March 8** – Former Pro Bowl safety Chuck Cecil is hired as defensive quality control coach.

**March 28** – The Titans agree to trade their first pick (29th overall) in the 2001 NFL Draft to the St. Louis Rams for defensive end Kevin Carter.

**April 21** – The Titans select DB Andre Dyson with their first selection (2nd round/60th overall) in the 2001 NFL Draft.

**May 22** – The NFL announces its plans to realign divisions beginning in 2002, placing the Titans in the new AFC South with the Jacksonville Jaguars, Indianapolis Colts and expansion Houston Texans.

**August 4** – Mike Munchak, Titans offensive line coach and former Houston Oilers guard, is inducted in the Pro Football Hall of Fame after being selected for enshrinement on Jan. 27.

**September 25** – Former Nashville Kats (Arena Football League) Head Coach Pat Sperduto is hired as director of arena football league operations.

**October 7** – Starting at center in Baltimore, Bruce Matthews plays in his 283rd NFL game and surpasses Jim Marshall for first place on league's all-time list for games played among non-kickers.

**December 30** – Eddie George records a season-high 130 yards rushing against Cleveland, marking the 30th 100-yard game of his career. Additionally, George becomes the first RB in franchise history to post 200 career pass receptions.

### 2002

**January 2** – Bruce Matthews is named to his 14th consecutive Pro Bowl, tying him with Merlin Olsen for the most Pro Bowl selections in league history. Jevon Kearse also is selected for the third consecutive year.

**April 5** – The team begins its fifth annual Tennessee Titans Caravan. With 16 players plus staff participating, Titans Caravan V goes on to make 64 stops, including 27 schools, in Tennessee, Kentucky and Alabama over a two-week period.

**April 20** – The Titans select DT Albert Haynesworth with their first pick (15th overall) in the 2002 NFL Draft.

**April 30** – Titans owner K.S. "Bud" Adams announces that he has purchased an expansion Arena Football League team that will begin play in Nashville in 2004. The team will keep the name of the previous AFL team that played in Nashville, the Nashville Kats.

**May 15** – The Titans reach an agreement with Citadel Communications to move the Titans' flagship radio station to Nashville's 103 WKDF (103.3 FM).

**May 30** – Craig Johnson is promoted to quarterbacks coach. Ned James

is hired as offensive assistant.

**June 4** – The Titans reach a tentative agreement with Adelphia Business Solutions to have Adelphia's name removed from the coliseum, pending court approval.

**July 15** – Offensive lineman Bruce Matthews officially announces his NFL retirement from the offices of Titans owner K.S. "Bud" Adams, Jr., in Houston, Texas

**September 7** – Titans owner Bud Adams unveils his team's PSL Founder's Club display at Coliseum.

**December 1** – RB Eddie George becomes franchise's all-time leading rusher, passing Earl Campbell, in victory at New York Giants.

**December 8** – Former Titans/Oilers offensive lineman Bruce Matthews is inducted into Titans' Hall of Fame and has his jersey retired during special halftime ceremony during Colts game.

**December 22** – Titans clinch inaugural AFC South Division with 28-10 victory at Jacksonville.

**December 29** – Titans go undefeated in inaugural AFC South division with 13-3 victory at Houston, securing a first-round bye in playoffs. The Titans become NFL's third team to advance to playoffs after starting their season 1-4.

### 2003

**January 1** – QB Steve McNair finishes third in league MVP voting behind Rich Gannon and Brett Favre.

**January 11** – Titans defeat Steelers 34-31 in bruising AFC Divisional Playoff Game.

**January 19** – Titans play in franchise's fourth AFC Championship Game, but fall short at Oakland, 41-24.

**January 25** – Former Houston Oilers DE Elvin Bethea named to the Pro Football Hall of Fame's 2003 class.

**February 3** – Head coach Jeff Fisher coaches the AFC to a 45-20 victory in Pro Bowl.

**February 7** – Titans president Jeff Diamond signs a new one-year contract.

**April 26** – Titans select CB Andre Woolfolk with their first pick (28th overall) in the 2003 NFL Draft.

**June 25** – Head coach Jeff Fisher agrees to terms on a long-term contract extension.

**December 7** – Frank Wycheck becomes the fourth tight end in NFL history to record 500 career receptions in Tennessee's 29-27 loss at home to Indianapolis.

**December 7** – WR Derrick Mason catches six passes for 64 yards at home vs. Indianapolis to record his third consecutive 1,000-yard receiving season.

**December 18** – The NFL announces that four Titans are going to the 2004 Pro Bowl – QB Steve McNair (named the starter), along with LB Keith Bulluck, WR Derrick Mason, and P Craig Hentrich. OT Brad Hopkins would later be named to the Pro Bowl as a reserve.

**December 21** – QB Steve McNair leads a miraculous comeback at Houston, throwing the game-winning touchdown to Drew Bennett with 17 seconds left in Tennessee's 27-24 victory on the road. In the process, McNair surpasses 3,000 passing yards for the season, joining Warren Moon as only the second QB in franchise history to do so four times.

**December 28** – Recently re-signed QB Neil O'Donnell starts following injuries to Steve McNair and Billy Volek. He threw for 232 yards and a pair of touchdowns in Tennessee's season-ending 33-13 victory over the defending Super Bowl Champion Tampa Bay Buccaneers. It marked O'Donnell's last NFL game as he would announce his retirement following the season. Eddie George becomes the 17th running back in NFL history to record 10,000 rushing yards in the team's victory over the Bucs. George rushes for 87 yards to push him over the 1,000-yard rushing mark for the seventh time in his eight NFL seasons. It marked the final regular season game and the final home game for George as a Titan.



*Joe Nedney's field goal beats Steelers.*



## HISTORICAL HIGHLIGHTS



*Eddie George salutes the fans following his final home game as a Titan.*

### 2004

**January 2** – QB Steve McNair named NFL's co-MVP along with Colts QB Peyton Manning. Each player receives 16 votes from a national panel of 50 journalists.

**January 3** – Titans defeat Ravens 20-17 in AFC Wild Card Playoff Game in Baltimore.

**January 10** – Titans fall at New England in AFC Divisional Playoff Game, the coldest playoff game in franchise history (four degrees, minus 10 wind chill).

**January 11** – K Gary Anderson, the NFL's all-time leading scorer (2,346 points), announces his retirement after 22 seasons.

**January 20** – Titans owner K.S. "Bud" Adams re-assumes team president role after Jeff Diamond's contract expires.

**January 23** – TE Frank Wycheck announces his retirement from the NFL after 11 seasons in the league.

**April 24** – Titans select a league-high 13 players in the 2004 NFL Draft, including three players in the second round (the team traded its first-round pick) – TE Ben Troupe, DE Travis LaBoy and DE Antwan Odom.

**July 22** – Titans release RB Eddie George.

**September 11** – The Titans season opener at Miami is played on Saturday instead of Sunday due to impending Hurricane Ivan. Titans running back Chris Brown rushes for 100 yards in his first NFL start en route to the team's 17-7 victory.

**October 11** – On Monday Night Football, Steve McNair quarterbacks the Titans to a 48-27 victory over Green Bay to give him 71 career wins as a starter, surpassing Warren Moon's previous franchise record of 70 victories. The 48 points set a Lambeau Field record for a visiting team. Also in the game, running back Chris Brown carries 27 times for 148 yards and two touchdowns, joining Stump Mitchell (St. Louis Cardinals) and Don Calhoun (New England Patriots) to become the third player in NFL history to gain 100 or more rushing yards in four of his first five NFL starts.

**December 13** – Running back Chris Brown totals 91 yards against Kansas City to become the franchise's eighth player to eclipse 1,000 season rushing yards. He finishes the season with 1,067 yards on 220 carries.

**December 19** – Titans quarterback Billy Volek becomes fourth quarterback in NFL history to pass for 400 or more yards in two consecutive games after passing for 426 yards against Kansas City (12/13) and 492 yards at Oakland (12/19). The 918-yard total is the second-best two-game total in NFL history behind Phil Simms' record of 945 yards (1985).

### 2005

**January 28** – The Arena Football League's Nashville Kats begin play under owner K.S. "Bud" Adams, Jr., winning 47-38 at the Columbus Destroyers.

**February 9** – University of Southern California assistant Norm Chow is hired as Titans offensive coordinator after a 32-year career in college football.



*Steve McNair is named NFL co-MVP at the conclusion of the 2003 season.*

**February 21** – Titans part ways with six veterans – K Joe Nedney, DE Kevin Carter, CB Samari Rolle, RB/FB Robert Holcombe, T Fred Miller and WR Derrick Mason – due to salary cap concerns.

**April 23** – Titans select West Virginia cornerback Adam "Pacman" Jones with the sixth overall pick in the 2005 NFL Draft.

**May 6** – Titans owner K.S. "Bud" Adams, Jr. pledges \$600,000 over three years for scholarship program that provides money for college for one student-athlete from every high school in Tennessee.

**September 6** – Through his foundation, quarterback Steve McNair organizes a relief drive for victims of Hurricane Katrina. Titans fans respond in droves, arriving at LP Field to fill over 20 tractor trailers worth of goods to be sent to the Gulf Coast region.

**September 18** – Titans General Manager Floyd Reese becomes the first GM in team history to record 100 wins as the Titans defeat the Ravens by a score of 25-10.

**October 9** – Head Coach Jeff Fisher becomes the 34th coach in NFL history and the first in franchise history to notch 100 wins as the Titans win at Houston by a score of 34-20. Also in the game, quarterback Steve McNair became the 49th player in NFL history and second player in franchise history to reach 25,000 career passing yards.

### 2006

**February 12** – Titans defensive end Kyle Vanden Bosch plays in his first career Pro Bowl. In his first season with the Titans, Vanden Bosch finished fourth in the NFL with 12.5 sacks, the most by a team member since 1999.

**February 24** – K.S. "Bud" Adams, Jr. is inducted into the Tennessee Sports Hall of Fame.

**March 13-15** – After a delay to the start of the NFL year due to collective bargaining talks between the league and the NFL Players Association, the Titans strike quickly in the initial days of free agency. They agree to terms with four veteran unrestricted free agents – linebacker David Thornton (Indianapolis), wide receiver David Givens (New England), center Kevin Mawae (N.Y. Jets) and safety Chris Hope (Pittsburgh) – within a three day span.

**April 29** – Titans select quarterback Vince Young out of the University of Texas with the third overall pick in the 2006 NFL Draft.

**June 6** – Titans and Louisiana Pacific Corporation reach an agreement on a new naming rights sponsorship that calls for the team's home stadium to be named LP Field. LP obtains the naming rights for 10 years.

**June 9** – Titans trade quarterback Steve McNair to the Baltimore Ravens in exchange for a fourth-round draft choice in 2007.

**June 14** – Offensive tackle Brad Hopkins announces his retirement from the NFL. Hopkins retires after playing in 194 games, the third-most in franchise history at the time (Matthews, Bethea). His 188 starts were the second-most in team history for an offensive lineman (Matthews).

**July 29** – Titans sign first-round pick, QB Vince Young.

**August 26** – Steve Underwood promoted to Senior Executive Vice President/Chief Operating Officer.

**September 3** – Titans bring back Robaire Smith after the defensive tackle was waived by Houston.

**August 5** – Former Houston Oilers QB Warren Moon is inducted into the Pro Football Hall of Fame.

**November 26** – Trailing 21-0 entering the fourth quarter, Vince Young leads the Titans to 24 unanswered points, posting the largest comeback by a rookie QB in NFL history. Rob Bironas' 49-yard field goal caps the stunning victory over the Giants at LP Field.

**December 3** – Rob Bironas kicks franchise-long 60-yard field goal to beat the Colts, 20-17, at LP Field. The 60-yarder tied Steve Cox and Morten Andersen for the fourth-longest field goal in NFL history.

**December 10** – Vince Young returns to his hometown and runs for a 39-yard touchdown in overtime to defeat the Texans, 26-20, at Reliant Stadium.

**December 31** – Titans exercise 2007 option on head coach Jeff Fisher's contract.

### 2007

**January 3** – Vince Young named the Associated Press Offensive Rookie of the Year.

## HISTORICAL HIGHLIGHTS

**January 5** – After 13 seasons at the helm, Floyd Reese resigns as general manager of the Titans.

**February 1** – Vince Young named Diet Pepsi NFL Rookie of the Year.

**February 3** – Former offensive lineman Bruce Matthews becomes the first franchise player that wore the Titans uniform to be voted into the Pro Football Hall of Fame.

**February 10** – Vince Young becomes the first rookie quarterback in NFL history to play in the Pro Bowl.

**February 12** – Titans name former Oilers safety Mike Reinfeldt the team's new General Manager.

**February 28** – Vincent Marino hired from NFL office as Senior Director of Football Administration.

**April 10** – NFL suspends Adam "Pacman" Jones for 2007 season.

**April 23** – Titans hire Lake Dawson as Director of Pro Personnel.

**April 28** – Titans select Texas DB Michael Griffin with the 19th overall pick in the NFL Draft.

**May 3** – Titans announce they will conduct 2007 training camp at Baptist Sports Park.

**August 4** – Bruce Matthews inducted into Pro Football Hall of Fame.

**August 4** – NFL Commissioner Roger Goodell visits Titans training camp.

**September 24** – Keith Bulluck intercepts a career-high three passes as the Titans cruise to a 31-14 victory at New Orleans on Monday Night Football.

**October 21** – Rob Bironas kicks an NFL-record eight field goals, including a game-winning 29-yarder, as the Titans defeat the Houston Texans 38-36 at Reliant Stadium.

**December 30** – Titans win last three regular season games, including a 16-10 victory at Indianapolis in the season finale to clinch the AFC's final playoff spot and the team's first postseason berth since 2003.

### 2008

**January 6** – Vince Young becomes the youngest quarterback in franchise history to start in playoffs as the Titans fall 17-6 at San Diego in an AFC Wild Card game.

**January 15** – Titans release offensive coordinator Norm Chow of his duties.

**January 17** – Titans hire Mike Heimerdinger as offensive coordinator.

**February 10** – Albert Haynesworth, Kyle Vanden Bosch and Rob Bironas play in Pro Bowl.

**February 20** – Titans use franchise tag on DT Albert Haynesworth.

**February 27** – Titans agree to terms with WR Justin Gage to long-term contract.

**March 6** – Titans sign former Eagles DE Jevon Kearse as unrestricted free agent.

**March 12** – Titans sign former Jets WR Justin McCareins as an unrestricted free agent.

**March 27** – Veteran guard Benji Olson announces retirement after 10 NFL seasons.

**April 5** – Titans unveil new logo to celebrate team's 10th anniversary.

**April 17** – Titans hold press conference honoring retirement of former franchise QB Steve McNair.

**April 26** – Titans select East Carolina RB Chris Johnson with first pick (24th overall) in NFL Draft.

**April 26** – Titans trade CB Pacman Jones to Dallas Cowboys for fourth-round draft pick and additional considerations (resulted in 4th-round pick in 2009 from Titans to Cowboys).

**July 25** – The Titans reach a one-year contract agreement with franchised free agent defensive tackle Albert Haynesworth.

**September 7** – On the same day Titans owner K.S. "Bud" Adams, Jr. is added to the Titans/Oilers Hall of Fame, he unveils a Titans/Oilers Ring of Honor at LP Field during the season opener against Jacksonville. The initial members of the Ring of Honor include Adams, Elvin Bethea, George Blanda, Earl Campbell, Mike Holovak, Ken Houston, Mike Munchak, Jim Norton, Warren Moon and Bruce Matthews.

**September 21** – Cornerback Cortland Finnegan sets a club record with a 99-yard INT return for a TD in a win against the Houston Texans.

**September 28** – A 30-17 victory over the Minnesota Vikings at LP Field gives the Titans four consecutive wins to open the season for the first time in franchise history.

**October 19** – In a 34-10 victory at Kansas City, the Titans set a franchise rushing record with 332 rushing yards, including 168 yards by Chris Johnson and 149 yards by LenDale White.

**October 27** – At halftime of a Monday night game against the Colts at LP Field, the Titans induct Steve McNair, Eddie George and Frank Wycheck to the Titans/Oilers Hall of Fame and the Ring of Honor.

**November 2** – On a day in which the Titans win in overtime against the Green Bay Packers, the club celebrates its 100th consecutive sellout at LP Field, including every preseason, regular season and playoff game from the time the stadium opened in 1999.

**November 16** – With a 24-14 win at Jacksonville, the Titans win their 10th consecutive game to open the 2008 season and their 13th consecutive regular season game dating back to the last three regular season games of 2007.

**November 27** – At Detroit on Thanksgiving, the Titans defeat the Lions 47-10, the team's seventh-highest margin of victory of all-time and Detroit's highest margin of defeat on Thanksgiving.

**December 7** – The Titans clinch the AFC South title with a 28-9 victory over the Cleveland Browns at LP Field. It is the ninth division crown in club history.

**December 16** – Six Titans are selected to the Pro Bowl – center Kevin Mawae, left tackle Michael Roos, running back Chris Johnson, defensive tackle Albert Haynesworth, safety Chris Hope and cornerback Cortland Finnegan. Additionally, quarterback Kerry Collins and safety Michael Griffin are named to the roster at a later date as alternates.

**December 31** – The Titans defeat the Pittsburgh Steelers 31-14 to secure home-field advantage throughout the AFC Playoffs and tie the franchise record for most regular season wins (13).

### 2009

**February 1** – Nancy Adams, co-owner, vice chairman of the board and wife of K.S. "Bud" Adams, Jr., passes away in Houston at the age of 84.

**February 12** – Chuck Cecil is elevated from secondary coach to defensive coordinator, replacing Jim Schwartz, who was hired as head coach by the Detroit Lions.

**February 27** – The Titans re-sign unrestricted free agent quarterback Kerry Collins.

**April 1** – The Titans unveil a new logo to celebrate the club's 50th season, incorporating the Oilers' oil derrick logo with the fireball logo and the number 50.

**March 2** – The Titans sign unrestricted free agent wide receiver Nate Washington from the Pittsburgh Steelers.

**April 25** – The Titans select Rutgers WR Kenny Britt with the 24th overall selection in the 2009 NFL Draft, the first of 11 Titans draft choices.

**July 4** – Former Titans quarterback Steve McNair is shot and killed in Nashville.

**July 8-9** – The Titans open LP Field to the public for fans to pay their respects to Steve McNair. On July 9, a memorial service is held at Mt. Zion Baptist Church in Whites Creek, Tenn.

**July 11** – After a funeral service at Reed Green Coliseum in Hattiesburg, Miss., Steve McNair's body is laid to rest at Griffith Cemetery, approximately 20 miles from his home in Mt. Olive, Miss.

**August 3** – The Titans celebrate the 50th anniversary (Aug. 3, 1959) of K.S. "Bud" Adams, Jr.'s announcement of Houston's entry in the American Football League.

**August 6** – The Titans announce that they will wear a "9" helmet sticker during the season to honor the late Steve McNair. The sticker appears on the back of the helmet and remains in place throughout the entire 2009 season.

**August 9** – In a 21-18 Hall of Fame Game victory over the Buffalo Bills in Canton, Ohio, the Titans debut their 50th anniversary "legacy" uniforms.



*Jevon Kearse celebrates the Titans' 10-0 start in 2008.*



## HISTORICAL HIGHLIGHTS

They wear the uniforms a total of four times in 2009.

**September 10** – The Titans open the season with a 13-10 overtime loss at Pittsburgh in the NFL's Thursday night season opener.

**October 18** – The Titans suffer the worst loss in franchise history at New England, losing 59-0 in their sixth consecutive loss to open the season. After a bye the next week, they win five consecutive games and finish at 8-8, becoming the only team in NFL history to win more than six games after starting the season at 0-6.

**November 1** – At LP Field, Chris Johnson rushes for 228 yards in a victory over the Jacksonville Jaguars to set a new franchise single-game rushing record.

**November 29** – Quarterback Vince Young leads a 99-yard drive in the final minutes of a game against the Arizona Cardinals to give the Titans a 20-17 win at LP Field. Young connects with rookie wide receiver Kenny Britt on a 10-yard touchdown pass as time expires.

### 2010

**January 3** – With a 134-yard rushing performance in the season finale at Seattle, running back Chris Johnson becomes the sixth player in NFL history to reach 2,000 rushing yards in a season. Totalling 2,006 yards on 358 carries, he joined Eric Dickerson, Jamal Lewis, Barry Sanders, Terrell Davis and O.J. Simpson as the only players to accomplish the feat. He also set a new team single-season rushing record (Earl Campbell), and he became the NFL's new single-season leader in total yards from scrimmage (2,509), surpassing Marshall Faulk's former record. The Titans defeat the Seahawks 17-13.



*Johnson poses with offensive players and coaches after becoming just the sixth player in NFL history to reach 2,000 yards rushing in a season.*

**January 13** – Running back Chris Johnson is named Associated Press NFL Offensive Player of the Year.

**February 18** – The Titans' all-time leading punter, Craig Hentrich, announces his NFL retirement.

**April 22** – The Titans select Georgia Tech defensive end Derrick Morgan with the 16th overall pick in the NFL Draft.

**October 24** – The Titans open the season with a 5-2 start after defeating the Philadelphia Eagles 37-19. Wide receiver Kenny Britt amasses the fifth-most receiving yards in franchise history with 225 yards on a career-high seven receptions with three touchdowns.

**November 21** – Marc Mariani returns a punt 87 yards for a touchdown against Washington becoming just the second Titans/Oilers player to record a punt return and a kickoff return for touchdowns in the same regular season.

### 2011

**January 21** – The Titans release defensive coordinator Chuck Cecil of his duties.

**January 28** – The Titans and head coach Jeff Fisher agree to part ways.

**February 7** – The Titans name Mike Munchak the 16th head coach in franchise history.

**February 8** – The Titans release offensive coordinator Mike Heimerdinger of his duties.

**February 12** – The Titans hire Jerry Gray as defensive coordinator.

**February 15** – The Titans hire Chris Palmer as offensive coordinator.

**March 4** – The Collective Bargaining Agreement between the NFL and the Players Association expires.

**March 11** – NFL players are locked out of team facilities due to the collective bargaining stalemate between the clubs and NFL Players Association.

**April 28** – The Titans select Washington quarterback Jake Locker with the eighth overall pick in the NFL Draft.

**July 25** – The lockout ends after a new CBA is reached.

**July 28** – The Titans terminate quarterback Vince Young's contract.

**July 29** – On the day players report to training camp, the Titans sign unrestricted free agent quarterback Matt Hasselbeck. In total, within a week of the lockout ending, the Titans sign contracts with nine draft choices, 14 rookie free agents, three restricted free agents and eight unrestricted free agents.

**September 1** – The Titans and Chris Johnson agree to terms on a new, multi-year contract, ending the running back's holdout.

**September 18** – Mike Munchak notches his first victory as a head coach as the Titans defeat the Baltimore Ravens 26-13 at LP Field.

**October 19** – The Titans and Nashville Mayor Karl Dean announce proposed renovation plans for LP Field, including much larger and sharper video screens, a greatly enhanced sound system, elevators to provide service for upper deck seat holders, and general improvements to LP Field infrastructure. The team announces that the improvements would not require new revenues, but instead will be covered by user fees already being collected.

**December 7** – Metro Council approves a bond issuance of up to \$28 million to finance renovations at LP Field.

### 2012

**January 1** – With a 23-22 victory in the season finale at Houston, the franchise records its 400th all-time win in the regular season and playoffs, all under the ownership of K.S. "Bud" Adams, Jr. In the victory, Matt Hasselbeck eclipses 3,500 passing yards on the season and Nate Washington reaches the 1,000-yard receiving mark. Additionally, Chris Johnson records 1,000 rushing yards for the fourth consecutive season.

**January 18** – The Titans elevate Mike Reinfeldt to senior executive vice president/chief operating officer and Ruston Webster to executive vice president/general manager. Lake Dawson is promoted to vice president of player personnel.

**February 4** – Titans Owner K.S. "Bud" Adams, Jr. is named the first winner of the NFL's Salute To Service Award. Adams is recognized at the NFL Honors event for his outstanding efforts in supporting U.S. service members and veterans.

**March 5** – The Titans use the franchise tag on safety Michael Griffin, who was scheduled to become an unrestricted free agent on March 13.

**April 26** – The Titans select Baylor wide receiver Kendall Wright with the 20th overall pick in the 2012 NFL Draft.

**June 19** – The Titans reach an agreement with franchise player Michael Griffin on a long-term contract.

**July 30** – Wide receiver O.J. Murdock is found dead in Tampa, Fla., of a self-inflicted wound.

**August 3** – Former Titans linebacker Keith Bulluck announces his retirement from the NFL during a press conference at Baptist Sports Park.

**September 9** – Quarterback Jake Locker records his first career NFL start, as the Titans fall to the Patriots 34-13 in the season opener.

**September 23** – In a 44-41 overtime victory over the Detroit Lions, the Titans become the first team in NFL history to score five touchdowns of 60 yards or longer in a game, reaching the end zone on a punt return by Tommie Campbell, a kickoff return by Darius Reynaud, a fumble return by Alterraun Verner and touchdown receptions by Jared Cook and Nate Washington. Locker passes for 378 yards in his first career win as a starter.

**November 26** – The Titans dismiss offensive coordinator Chris Palmer and name quarterbacks coach Dowell Loggains as the new offensive coordinator.

**December 17** – In a 14-10 victory over the New York Jets on *Monday Night Football*, Chris Johnson sets a franchise record with a 94-yard touchdown run.

## HISTORICAL HIGHLIGHTS

**December 30** – The Titans defeat the Jacksonville Jaguars 38-20 and become the first team in NFL history with two punt return touchdowns (both by Darius Reynaud) and two interception return touchdowns (both by Zach Brown) in the same game. They also become only the second team in NFL history with four total return touchdowns in a game.

**December 31** – Mike Reinfeldt is dismissed as senior executive vice president/chief operating officer.

### 2013

**February 2** – Former Oilers defensive tackle Curley Culp is selected for enshrinement in the Pro Football Hall of Fame.

**February 7** – The Titans add Gregg Williams to the coaching staff as senior assistant/defense.

**March 14** – The Titans sign tight end Delanie Walker as an unrestricted free agent from the San Francisco 49ers.

**April 1** – Former Oilers head coach Jack Pardee passes away.

**April 25** – The Titans select Alabama guard Chance Warmack with the 10th overall pick in the 2013 NFL Draft.

**July 11** – Titans team headquarters is renamed Saint Thomas Sports Park after Saint Thomas Hospital announces it is renaming its Baptist Hospital properties.

**October 18** – Former Oilers head coach Bum Phillips passes away.

**October 21** – At his home in Houston, Titans Founder, Owner, Chariman of the Board, President and CEO K.S. "Bud" Adams, Jr. passes away from natural causes at the age of 90. Called a "pioneer and innovator" by NFL Commissioner Roger Goodell upon his death, Adams was in his 54th year leading the organization.

**October 28** – K.S. "Bud" Adams, Jr. is entombed at Forest Park Westheimer Cemetery in Houston.

**October 29** – The Titans announce Tommy Smith will be team president and chief executive officer; Susie Adams Smith and Amy Adams Hunt will serve as co-chairpersons; and Kenneth Adams IV will join the Titans board as a director.

### 2014

**January 4** – The Titans and head coach Mike Munchak agree to part ways.

**January 13** – San Diego Chargers offensive coordinator and former Arizona Cardinals head coach Ken Whisenhunt is hired as the 17th head coach in Titans/Oilers history.

**April 4** – The Titans release running back Chris Johnson.

**May 8** – The Titans select Michigan tackle Taylor Lewan with the 11th overall pick in the 2014 NFL Draft.

### 2015

**March 20** – President and CEO Tommy Smith announces he is retiring from that role. The Titans begin the search process for a new team CEO/president and install Steve Underwood as interim president.

**April 30** – The Titans select Oregon quarterback Marcus Mariota with the second overall pick in the 2015 NFL Draft.

**June 25** – The Titans and Nissan announce a 20-year agreement to rename the team's home venue Nissan Stadium.

**September 1** – Following a bout with cancer, 85-year-old Titans scout C.O. Brocato dies. Brocato spent 40 years with the organization after joining the club in 1975.

**September 13** – Quarterback Marcus Mariota makes his regular season debut, completing 13 of 15 passes for 209 yards with four touchdowns and no interceptions (158.3 passer rating). He becomes the second rookie in NFL history to throw four touchdown passes in a season opener, joining Fran Tarkenton (1961).

**November 3** – The Titans relieve head coach Ken Whisenhunt of his duties and name assistant head coach/tight ends Mike Mularkey as interim head coach for the remainder of the season.

### 2016

**January 4** – The Titans relieve general manager Ruston Webster of his duties. Steve Underwood is named as the team's president and chief executive officer on a permanent basis, with the interim tag removed from his title.

**January 14** – The Titans hire Tampa Bay Buccaneers director of player personnel Jon Robinson as general manager.

**January 16** – Mike Mularkey is named as the 18th head coach in franchise history, taking over the role after serving the final nine games of 2015 as the interim head coach.

**April 14** – Two weeks prior to the 2016 NFL Draft, the Titans trade the first overall pick to the Los Angeles Rams. The Titans also deal a fourth-round pick and a sixth-round pick in the deal. In exchange, the Titans receive a first-round pick (15th overall), a pair of second-round picks and a third-round pick in 2016, plus the Rams' 2017 first- and third-rounders.

**December 20** – Running back DeMarco Murray, tight end Delanie Walker, tackle Taylor Lewan, outside linebacker Brian Orakpo and defensive tackle Jurrell Casey are named to the Pro Bowl, giving the Titans five or more Pro Bowl selections for the first time since 2008.

### 2017

**January 5** – Jon Robinson is promoted to executive vice president/general manager.

**April 27** – The Titans select wide receiver Corey Davis (fifth overall) and cornerback Adoree' Jackson (18th overall) in the first round of the 2017 NFL Draft, marking the first time the team makes two picks in the first round since 1987.

**December 19** – Defensive tackle Jurrell Casey, punter Brett Kern and tackle Taylor Lewan are named to the Pro Bowl. Safety Kevin Byard, special teamer Brynden Trawick and tight end Delanie Walker are later named to the squad, giving the Titans five or more Pro Bowl selections in consecutive seasons.

**December 31** – The Titans clinch their 22nd playoff berth in franchise history with a 15-10 victory over the Jacksonville Jaguars in the regular season finale at Nissan Stadium.

### 2018

**January 6** – The Titans open the NFL postseason with a 22-21 win over the Kansas City Chiefs at Arrowhead Stadium, giving the franchise its first postseason win since Jan. 3, 2004. After the Titans trailed 21-3 at the start of the second half, their victory tied for the second-largest comeback by a road team in NFL playoff history.

**January 15** – The Titans and head coach Mike Mularkey agree to part ways.

**January 20** – Houston Texans defensive coordinator Mike Vrabel is hired as the 19th head coach in Titans/Oilers history.

**February 3** – Former Oilers outside linebacker Robert Brazile is elected to the Pro Football Hall of Fame (inducted Aug. 4, 2018).

**April 4** – In downtown Nashville, the Titans unveil new uniforms in front of an estimated audience of 15,000-20,000 fans. The event marked the first significant uniform alterations for the club since 1999.



**April 26** – The Titans select Alabama linebacker Rashaan Evans with the 22nd overall pick in the 2018 NFL Draft.

**May 23** – In Atlanta at the annual Spring League Meeting, the NFL announces that the 2019 NFL Draft will take place in Nashville.



## HISTORICAL HIGHLIGHTS

**September 9** – The Titans and Dolphins open the 2018 season with a seven-hour, 10-minute contest, the longest NFL game since the 1970 merger. The game features two separate lightning delays that totaled three hours and 59 minutes.

**October 21** – The Titans travel to London to face the Los Angeles Chargers at Wembley Stadium. The contest marks the franchise's first regular season game at an overseas location.

**December 6** – Running back Derrick Henry sets a franchise record with 238 rushing yards and ties a franchise mark with four rushing touchdowns, including an NFL-record-tying 99-yard rushing score against Jacksonville.

**December 20** – Defensive tackle Jurrell Casey, punter Brett Kern and tackle Taylor Lewan are named to the Pro Bowl.

### 2019

**February 2** – Former Titans center Kevin Mawae is elected to the Pro Football Hall of Fame (inducted Aug. 3, 2019).

**April 25-27** – The 2019 NFL Draft is held in downtown Nashville. Nashville shatters a draft record with more than 600,000 fans attending during the three-day event and sets another draft record with more than 47.5 million television viewers. For the city of Nashville, the event generated a record \$133 million in direct spending, a 79 percent increase over the previous draft in Dallas (\$74 million). The economic impact was another record-breaker at \$224 million, also a 79 percent increase over the \$125 million in 2018.



**April 25** – The Titans select Mississippi State defensive lineman Jeffery Simmons with the 19th overall pick in the first round of the 2019 NFL Draft.

**June 12** – Titans controlling owner Amy Adams Strunk announces that the franchise will retire Steve McNair's No. 9 jersey and Eddie George's No. 27 jersey.

**July 30** – Titans controlling owner Amy Adams Strunk announces \$450,000 in grant funding to 10 local non-profit organizations in the spaces of education, African American history and culture, social justice, diversionary and re-entry programs, immigrant outreach and domestic violence and sexual assault. The National Museum of African American Music and the NAACP Freedom Fund each receive \$100,000 grants.

**September 15** – During a halftime ceremony in a game against the Indianapolis Colts, the Titans retire Steve McNair's No. 9 jersey and Eddie George's No. 27 jersey.

**November 13** – The Titans announce plans to begin a 60,000-square-foot expansion of Saint Thomas Sports Park, nearly doubling the footprint of the team's headquarters in Nashville.

**December 13** – The Titans hold a groundbreaking ceremony for the expansion of Saint Thomas Sports Park. Controlling owner Amy Adams Strunk is joined by Tennessee Governor Bill Lee and U.S. Senators Lamar Alexander and Marsha Blackburn.

**December 29** – The Titans conclude the 2019 season with a 35-14 victory at Houston. They finish the regular season 9-7 and clinch a wild card playoff berth. Derrick Henry rushes for 211 yards (fifth-most in franchise history) and three touchdowns, and in the process, he captures the 2019 NFL rushing title with 1,540 rushing yards. A.J. Brown's 124 yards in the game

make him the franchise's third 1,000-yard rookie receiver (Bill Groman and Ernest Givins).

### 2020

**January 4** – The Titans defeat the New England Patriots 20-13 in a wild card game. Derrick Henry rushes for 182 yards to set a new franchise postseason record.

**January 11** – The Titans defeat the Baltimore Ravens 28-12 in a divisional playoff game. Derrick Henry rushes for 195 yards to establish a franchise postseason record for the second consecutive week.



**January 19** – The Titans play at Kansas City in their first AFC Championship Game since Jan. 19, 2003. Their playoff run comes to an end with a 35-24 loss to the Chiefs.

**March 4** – The Titans Foundation and controlling owner Amy Adams Strunk announce a donation of \$1 million to The Community Foundation of Middle Tennessee following the devastation of an EF-3 tornado that swept through the region on the night of March 2-3. The NFL Foundation also contributes \$250,000. On March 6, Titans players and staff members volunteer with the cleanup and relief effort in Nashville.

**March 15** – A new collective bargaining between the NFL and NFL Players Association is ratified. The agreement runs through the 2030 season.

**March 15** – The Titans announce a multi-year contract extension with quarterback Ryan Tannehill.

**March 16** – The NFL announces the postponement of all in-person offseason programs in response to the coronavirus pandemic. Teams are later given the option of conducting virtual offseason programs but are prohibited from gathering at team facilities for the duration of the offseason.

**March 16** – The Titans place the franchise tag on running back Derrick Henry and later come to terms on a long-term contract agreement.

**April 23** – The 2020 NFL Draft is held in a virtual setting with all team personnel and draftees at their own homes due to the COVID-19 pandemic.

**May 8** – The Titans elevate Burke Nihill to team president/CEO after Steve Underwood announces his retirement from a full-time role.

**June 11** – Titans controlling owner Amy Adams Strunk adds her voice and the voice of the organization to support the peaceful protests calling for equality and denouncing racism in the wake of the death of George Floyd. "Hearts, minds and institutions need to change throughout our country," she says. "Those who face racism need to be heard, and more importantly, understood by those who haven't listened before ... Hearing our players and coaches speak over the last two weeks has been constructive to this vital discussion. I support our players using peaceful protests and their platforms to advance us as a nation. I would encourage those who haven't thought about these issues before to understand the pain, anger and frustration of the black community. Black lives matter. We should all agree on that."

**July 25** – The NFL cancels all 2020 preseason contests and modifies all team's training camps because of safety protocols involving the COVID-19 pandemic. However, the 2020 regular season starts as scheduled.

**October 13** – The Titans defeat the Buffalo Bills 42-16 at Nissan Stadium in the NFL's second Tuesday game since 1946. Positive COVID-19 test results force the Titans to close their headquarters on Tuesday, Sept. 29,



## HISTORICAL HIGHLIGHTS

and reschedule their game with the Pittsburgh Steelers. The facility does not reopen until Saturday, Oct. 10. Following just three days of in-person activities, the Titans take the field against the previously unbeaten Bills and win convincingly. At the time of the Bills game, the Titans had eight players on their reserve/COVID-19 lists, including five from their active/inactive roster. At the outbreak's peak, there were a total of 14 players on the reserve/COVID-19 lists.

**December 18** - The Titans and the City of Nashville announce that they are engaged in formal discussions regarding the future of Nissan Stadium. The discussions aim to secure the Titans' future in Nashville and facilitate the creation of a new Nashville neighborhood surrounding the facility.

### 2021

**January 3** - The Titans clinch the AFC South division crown with a 41-38 victory over the Houston Texans after practice squad call-up kicker Sam Sloman bounces a 37-yard field goal attempt off the right upright and through as time expires in regulation. It gives the Titans their first AFC South championship since 2008. In the victory, Derrick Henry captures his second consecutive NFL rushing title after posting a franchise-record 250 rushing yards. He accumulates 2,027 rushing yards on the 2020 season, making him just the eighth player in NFL history to reach the 2,000-yard rushing mark.



**January 9** - The Titans finish the 2021 regular season with a 28-25 victory at Houston and in the process earned the No. 1 seed in the AFC playoffs for the first time since 2008. The Titans set an NFL record for a non-strike year by using 91 total players in 2021.

**February 10** - Mike Vrabel is named the Associated Press NFL Coach of the Year, becoming the franchise's first head coach to accomplish the feat. He also earned NFL Coach of the Year honors from the Pro Football Writers of America, Sporting News, 101 Awards and the NFL on FOX Awards.

**April 28** - During the first round of the 2022 NFL Draft, the Titans trade wide receiver A.J. Brown to the Philadelphia Eagles in exchange for a first-round pick (18th overall) and a third-round pick (101st overall).



**February 6** - Running back Derrick Henry is named Associated Press NFL Offensive Player of the Year.

**June 6** - The Titans acquire wide receiver Julio Jones in a trade with the Atlanta Falcons. The Titans send a 2022 second-round pick and a conditional 2023 fourth-round selection to Atlanta in exchange for Jones and a 2023 sixth-round pick.

**September 26** - The Titans induct former Oilers coach O.A. "Bum" Phillips into the franchise's Ring of Honor. Phillips was the personification of the 'Luv Ya Blue Era' as the head coach of the Oilers for six seasons (1975-80). Upon leaving the organization, he owned a .608 winning percentage (59-38), the best at that time by any Oilers head coach with at least two full seasons.

**November 21** - The Titans induct former head coach Jeff Fisher and former general manager Floyd Reese into the franchise's Ring of Honor. Fisher is the winningest coach in franchise history, amassing 147 wins from 1994-2010 and the team's only Super Bowl appearance following the 1999 season. Reese had a 21-year run (1986-2006) with the Oilers/Titans as a coach and executive and is the winningest general manager in franchise history.

### 2022

**January 2** - The Titans defeat the Miami Dolphins 34-3 at Nissan Stadium, clinching their second consecutive AFC South division title. It was the organization's first back-to-back division titles since the Oilers won the AFL Eastern division each season from 1960 to 1962.

## SITUATIONAL REGULAR SEASON WIN-LOSS RECORD

### VS. AFL TEAMS

Total: 70-66-4  
Home: 44-26-1  
Away: 26-40-3

### VS. AFC TEAMS (1970-PRESENT)

Total: 291-319-1  
Home: 170-135-0  
Away: 121-184-1

### VS. AFC SOUTH TEAMS

Total: 60-60-0  
Home: 33-27-0  
Away: 27-33-0

### VS. AFC NORTH TEAMS (2002-PRESENT)

Total: 19-22-0  
Home: 10-10-0  
Away: 9-12-0

### VS. AFC CENTRAL TEAMS (1970-2001)

Total: 100-110-0  
Home: 55-51-0  
Away: 45-59-0

### VS. AFC EAST TEAMS

Total: 56-61-0  
Home: 34-21-0  
Away: 22-40-0

### VS. AFC WEST TEAMS

Total: 56-66-1  
Home: 38-26-0  
Away: 18-40-1

### VS. NFC TEAMS (1970-PRESENT)

Total: 102-96-1  
Home: 52-48-1  
Away: 50-48-0

### VS. NFC SOUTH TEAMS

Total: 14-7-0  
Home: 7-4-0  
Away: 7-3-0

### VS. NFC NORTH TEAMS (2002-PRESENT)

Total: 13-7-0  
Home: 7-3-0  
Away: 6-4-0

### VS. NFC CENTRAL TEAMS (1970-2001)

Total: 21-18-0  
Home: 12-8-0  
Away: 9-10-0

### VS. NFC EAST TEAMS

Total: 28-32-0  
Home: 13-17-0  
Away: 15-15-0

### VS. NFC WEST TEAMS

Total: 26-32-1  
Home: 13-16-1  
Away: 13-16-0

### MONDAY NIGHT FOOTBALL

Total: 25-18-0  
Home: 15-9-0  
Away: 10-9-0

### WEEK AFTER MNF

Total: 21-22-0  
Home: 15-8-0  
Away: 6-14-0

### SUNDAY NIGHT FOOTBALL

Total: 12-11-0 (ESPN 8-6; TNT 2-2; NBC 2-3)  
Home: 8-5-0  
Away: 4-6-0

### TUESDAY FOOTBALL

Total: 1-0-0 (CBS 1-0)  
Home: 1-0-0  
Away: 0-0-0

### THURSDAY NIGHT FOOTBALL

Total: 7-10-0 (ABC 2-0; ESPN 1-1; TNT 0-1; NBC 0-2\*; NFLN 4-7\*; FOX 1-1\*; Amazon 1-1\*)  
Home: 7-4-0  
Away: 0-6-0  
\*11/16/17 at Pittsburgh was broadcasted on both NBC and NFLN.

^12/6/18 vs. Jacksonville and 11/12/20 vs. Indianapolis were broadcasted on NFLN, FOX and Amazon.

### FRIDAY FOOTBALL

Total: 0-1-0 (NFLN 0-1)  
Home: 0-1-0  
Away: 0-0-0

### SATURDAY FOOTBALL

Total: 2-2-0 (ABC 1-0, ESPN 0-2, FOX/NFLN 1-0)  
Home: 1-2-0  
Away: 1-0-0

### OVERTIME

Total: 21-22-0  
Home: 13-11-0  
Away: 8-11-0

### SEASON OPENERS

Total: 31-31-0  
Home: 15-14-0  
Away: 16-17-0

### LONDON GAMES SERIES

Total: 0-1-0  
Home: 0-0-0  
Away: 0-1-0

### DOMES

Total: 142-142-2  
Astrodome (Houston): 113-103-2  
AT&T Stadium (Dallas): 2-0-0  
Edward Jones Dome (St. Louis): 0-1-0  
Ford Field (Detroit): 2-0-0  
Georgia Dome (Atlanta): 2-1-0  
Kingdome (Seattle): 1-6-0  
Lucas Oil Stadium (closed) (Indianapolis): 2-9-0  
Mercedes-Benz Stadium (closed) (Atlanta): 1-0  
Metrodome (Minneapolis): 1-6-0  
NRG Stadium (closed) (Houston): 7-6-0  
RCA Dome (Indianapolis): 4-7-0  
Silverdome (Detroit): 2-1-0  
Superdome (New Orleans): 6-2-0  
U.S. Bank Stadium (Minnesota): 1-0

## HOTTEST/COLDEST GAMES

### SIX HOTTEST GAMES

DATE	OPPONENT	SCORE	WEATHER
9/11/83	at L.A. Raiders	6-20 (L)	96°, clear
9/9/90	at Atlanta	27-47 (L)	94°, partly cloudy
10/7/62	BUFFALO	17-14 (W)	93°, showers
9/14/65	N.Y. JETS	27-21 (W)	93°, sunny
9/15/19	INDIANAPOLIS	17-19 (L)	93°, sunny
10/6/63	at Kansas City	7-28 (L)	92°, sunny

### 14 COLDEST GAMES

DATE	OPPONENT	SCORE	WEATHER
12/18/16	at Kansas City	19-17 (W)	1°, clear (-9° wind chill)
*1/10/04	at New England	14-17 (L)	4°, clear (-10° wind chill)
12/11/77	at Cleveland	19-15 (W)	7°, clear (-7° wind chill)
12/17/89	at Cincinnati	7-61 (L)	9°, overcast (0° wind chill)
*1/19/20	at Kansas City	24-35 (L)	17°, sunny (5° wind chill)
12/8/13	at Denver	28-51 (L)	18°, clear (11° wind chill)
12/26/10	at Kansas City	14-34 (L)	19°, cloudy (10° wind chill)
12/17/00	at Cleveland	24-0 (W)	20°, snow (-10° wind chill)
12/14/80	at Green Bay	22-3 (W)	20°, clear (9° wind chill)
*1/6/80	at Pittsburgh	13-27 (L)	22°, part. cloudy (12° wind chill)
12/15/85	at Cleveland	21-28 (L)	22°, overcast (-7° wind chill)
12/18/88	at Cleveland	23-28 (L)	22°, overcast (0° wind chill)
12/16/07	at Kansas City	26-17 (W)	22°, clear (14° wind chill)
12/31/17	vs. Jacksonville	15-10 (W)	23°, clear, (16° wind chill)

\* Playoff game

## ALL-TIME OFFENSIVE YARDS AND RANKINGS

Year	Total Plays	First Downs	Rush Yards (Rank)	Net Pass Yards (Rank)	Total Yards (Rank)	Total Points
1960	930	262	1,565 (3)	3,371 (1)	4,936 (1)	379
1961	964	293	1,896 (2)	4,392 (1)	6,288 (1)	513
1962	943	266	1,742 (4)	3,229 (2)	4,971 (2)	387
1963	870	254	1,210 (7)	3,222 (1)	4,432 (4)	302
1964	942	284	1,347 (7)	3,527 (2)	4,874 (4)	310
1965	905	227	1,178 (7)	2,813 (2)	3,991 (5)	298
1966	926	246	1,515 (5)	2,897 (4)	4,412 (7)	335
1967	828	207	2,122 (1)	1,381 (9)	3,503 (8)	258
1968	905	240	1,804 (4)	2,548 (4)	4,352 (5)	303
1969	965	256	1,706 (5)	2,825 (2)	4,531 (4)	278
1970	922	232	1,556 (19)	2,506 (7)	4,062 (10)	217
1971	815	201	1,106 (26)	2,409 (6)	3,515 (22)	251
1972	817	183	1,518 (23)	1,673 (23)	3,191 (26)	164
1973	840	193	1,388 (26)	1,919 (16)	3,307 (24)	199
1974	817	200	1,361 (26)	1,977 (20)	3,338 (24)	236
1975	900	234	2,068 (12)	1,869 (23)	3,937 (19)	293
1976	878	199	1,498 (27)	2,072 (15)	3,570 (24)	222
1977	879	228	1,989 (14)	1,875 (17)	3,864 (18)	299
1978	993	276	2,476 (6)	2,338 (18)	4,814 (16)	283
1979	1,034	268	2,571 (4)	2,256 (25)	4,827 (22)	362
1980	1,063	329	2,635 (2)	3,007 (17)	5,642 (4)	295
1981	947	241	1,734 (23)	2,777 (23)	4,511 (27)	281
1982	551	138	799 (26)	1,574 (19)	2,373 (28)	136
1983	1,033	295	1,998 (18)	2,902 (23)	4,900 (24)	288
1984	969	284	1,656 (23)	3,228 (17)	4,884 (23)	240
1985	998	270	1,570 (25)	3,082 (19)	4,652 (24)	284
1986	1,089	299	1,700 (19)	3,449 (13)	5,149 (16)	274
1987	998	294	1,923 (14)	3,300 (7)	5,223 (8)	345
1988	1,010	308	2,249 (4t)	2,956 (22)	5,205 (14)	424
1989	1,028	327	1,928 (12)	3,499 (10)	5,427 (9)	365
1990	1,006	376	1,417 (24)	4,805 (1)	6,222 (1)	405
1991	1,022	353	1,366 (23)	4,621 (1)	5,987 (2)	386
1992	958	339	1,626 (18)	4,029 (1)	5,655 (3)	352
1993	1,066	330	1,792 (12)	3,866 (3)	5,658 (3)	368
1994	1,036	278	1,682 (12)	2,799 (25)	4,481 (26)	226
1995	1,046	295	1,664 (18)	3,241 (19)	4,905 (23)	348
1996	972	287	1,950 (6)	3,098 (21)	5,048 (18)	345
1997	993	288	2,414 (3)	2,505 (29)	4,919 (18)	333
1998	1,016	308	1,970 (9)	3,291 (15)	5,261 (9)	330
1999	1,011	294	1,811 (13)	3,479 (13t)	5,290 (13)	392
2000	1,036	299	2,084 (7)	3,266 (16)	5,350 (14)	346
2001	1,026	288	1,794 (12)	3,558 (8t)	5,352 (8)	336
2002	1,032	312	1,952 (11)	3,320 (20)	5,272 (17)	367
2003	1,013	310	1,623 (26)	3,878 (5)	5,501 (8)	435
2004	1,053	308	1,871 (14)	3,616 (10)	5,487 (11)	344
2005	1,022	279	1,525 (23)	3,597 (9)	5,122 (17)	299
2006	945	261	2,214 (5)	2,596 (30)	4,810 (27)	324
2007	1,037	306	2,109 (5)	2,878 (27)	4,987 (21)	301
2008	973	268	2,199 (7)	2,819 (27)	5,018 (21)	375
2009	990	288	2,592 (2)	3,031 (23)	5,623 (12)	354
2010	907	252	1,727 (17)	3,107 (25)	4,834 (27)	356
2011	984	281	1,438 (31)	3,923 (12)	5,361 (17)	325
2012	957	260	1,687 (21)	3,323 (22)	5,010 (26)	330
2013	1,032	311	1,894 (14)	3,496 (21)	5,390 (22)	362
2014	919	258	1,447 (26)	3,412 (22)	4,859 (29)	254
2015	976	298	1,485 (25)	3,503 (25t)	4,988 (30)	299
2016	1,008	322	2,187 (3)	3,541 (25)	5,728 (11)	381
2017	974	290	1,833 (15)	3,191 (23)	5,024 (23)	334
2018	938	289	2,023 (7)	2,975 (29)	4,998 (25)	310
2019	949	317	2,223 (3)	3,582 (21)	5,805 (12)	402
2020	1,031	381	2,690 (2)	3,653 (23)	6,343 (2t)	491
2021	1,133	362	2,404 (5)	3,418 (24)	5,822 (17)	419

## ALL-TIME DEFENSIVE YARDS AND RANKINGS

Year	Total Plays	First Downs	Rush Yards (Rank)	Net Pass Yards (Rank)	Total Yards (Rank)	Total Points
1960	995	282	1,027 (2)	3,874 (8)	4,901 (6)	285
1961	899	235	1,634 (6)	2,391 (2)	4,025 (2)	242
1962	880	217	1,569 (3)	2,561 (2)	4,130 (2)	270
1963	873	256	1,710 (7)	2,606 (3)	4,316 (6)	372
1964	896	267	1,961 (7)	3,280 (6)	5,241 (8)	355
1965	946	271	2,683 (8)	2,470 (2)	5,153 (8)	429
1966	881	244	1,833 (7)	3,162 (8)	4,995 (9)	396
1967	910	233	1,637 (7)	2,418 (3)	4,055 (4)	199
1968	854	198	1,704 (4)	1,671 (1)	3,375 (1)	248
1969	833	183	1,556 (5)	2,217 (2)	3,773 (2)	279
1970	840	227	1,793 (17)	2,605 (24)	4,398 (25)	352
1971	880	237	1,723 (11)	2,072 (10)	3,795 (9)	330
1972	894	263	2,591 (25)	2,143 (11)	4,734 (23)	380
1973	929	274	2,410 (23)	2,237 (20)	4,647 (24)	447
1974	919	268	2,050 (19)	2,375 (20)	4,425 (22)	282
1975	952	264	1,680 (3)	2,457 (17)	4,137 (11)	226
1976	935	226	2,072 (16)	1,915 (8)	3,987 (10)	273
1977	933	247	1,815 (10)	2,142 (20)	3,957 (14)	230
1978	1,021	292	2,072 (9)	2,842 (24)	4,914 (17t)	298
1979	1,038	304	2,225 (17)	2,765 (14)	4,990 (13)	331
1980	932	259	1,811 (8)	2,801 (4)	4,612 (5)	251
1981	1,084	325	2,411 (24)	3,315 (17)	5,726 (24)	355
1982	613	187	1,225 (23)	2,213 (25)	3,438 (28)	245
1983	1,031	332	2,787 (28)	2,845 (4)	5,632 (22)	460
1984	1,075	345	2,789 (28)	3,179 (11)	5,968 (27)	437
1985	1,091	356	2,814 (28)	3,341 (18)	6,155 (27)	412
1986	1,054	285	2,035 (20)	2,999 (8)	5,034 (13)	329
1987	976	287	1,848 (17)	3,145 (17)	4,993 (17)	349
1988	985	304	1,592 (4)	3,266 (13)	4,858 (8)	365
1989	940	314	1,669 (9)	3,542 (17)	5,211 (13)	412
1990	890	279	1,575 (8)	3,060 (14)	4,635 (11)	307
1991	984	280	1,540 (6)	3,208 (14)	4,748 (9)	251
1992	907	254	1,634 (9)	2,577 (3)	4,211 (3)	258
1993	1,003	289	1,273 (1)	3,601 (23)	4,874 (14)	238
1994	971	275	2,120 (28)	2,795 (2)	4,915 (9)	352
1995	983	267	1,526 (8)	3,125 (3)	4,651 (5)	324
1996	956	271	1,385 (2)	3,225 (13)	4,610 (6)	319
1997	992	292	1,573 (4)	3,658 (27)	5,231 (22)	310
1998	955	279	1,610 (9t)	3,511 (20)	5,121 (16)	320
1999	994	300	1,550 (10)	3,695 (25)	5,245 (17)	324
2000	908	215	1,390 (3)	2,423 (1)	3,813 (1)	191
2001	996	300	1,431 (5)	4,084 (31)	5,515 (25)	388
2002	974	297	1,424 (2)	3,540 (25)	4,964 (10)	324
2003	926	275	1,295 (1)	3,606 (30)	4,901 (12)	324
2004	977	318	1,917 (18)	3,807 (26)	5,724 (27)	439
2005	960	294	1,894 (22)	3,216 (17)	5,110 (19)	421
2006	1,062	329	2,313 (30)	3,602 (27)	5,915 (32)	400
2007	978	268	1,478 (5)	3,187 (10)	4,665 (5)	297
2008	1,022	276	1,502 (6)	3,196 (9)	4,698 (7)	234
2009	1,038	323	1,711 (10t)	4,139 (31)	5,850 (28)	402
2010	1,139	356	1,851 (20)	4,032 (29)	5,883 (26)	339
2011	1,080	324	2,053 (24)	3,629 (14)	5,682 (T-18)	317
2012	1,086	358	2,035 (24)	3,964 (26)	5,999 (27)	471
2013	1,027	329	1,795 (20)	3,612 (11)	5,407 (14)	381
2014	1,099	357	2,195 (31)	3,773 (15)	5,968 (27)	438
2015	1,003	317	1,797 (18)	3,678 (7)	5,475 (12)	423
2016	1,031	324	1,413 (2)	4,307 (30)	5,720 (20)	378
2017	1,046	323	1,420 (4)	3,828 (25)	5,248 (13)	356
2018	1,001	298	1,863 (18)	3,471 (6)	5,334 (8)	303
2019	1,056	335	1,672 (12)	4,080 (24)	5,752 (21)	331
2020	1,076	391	1,933 (19)	4,439 (29)	6,372 (28)	439
2021	1,039	331	1,438 (2)	4,169 (25)	5,607 (12)	354





TENNESSEE TITANS

**UPDATED  
RECORDS**



## ALL-PRO AND PRO BOWL LEADERS

### Most Associated Press All-Pro Seasons

Bruce Matthews, 7  
 Tony Banfield, 3  
 Charlie Hennigan, 3  
 Al Jamison, 3  
 Bob Talamini, 3  
 George Webster, 3  
 Robert Brazile, 2  
**Kevin Byard**, 2  
 Miller Farr, 2  
 Don Floyd, 2  
 Leon Gray, 2  
 Albert Haynesworth, 2  
 Mike Munchak, 2

### Most Pro Bowl Seasons

(AFL All-Star Game 1962-70; AFC-NFC Pro Bowl 1971-present)

Bruce Matthews, 14  
 Mike Munchak, 9  
 Elvin Bethea, 8  
 Robert Brazile, 7  
 Warren Moon, 6  
 Bob Talamini, 6  
 Earl Campbell, 5  
 Jurrell Casey, 5  
 Ray Childress, 5  
 Charlie Hennigan, 5  
 Ken Houston, 5  
 Blaine Bishop, 4  
 Curley Culp, 4  
 Eddie George, 4  
 Tony Banfield, 3  
 George Blanda, 3  
 Miller Farr, 3  
 Fred Glick, 3  
 Ed Husmann, 3  
 Haywood Jeffires, 3  
 Chris Johnson, 3  
 Jevon Kearse, 3  
 Brett Kern, 3  
**Taylor Lewan**, 3  
 Steve McNair, 3  
 Jim Norton, 3  
 Bob Schmidt, 3  
 Delanie Walker, 3  
 George Webster, 3  
 Frank Wycheck, 3

### Most Consecutive Pro Bowl Seasons

(AFL All-Star Game 1962-70; AFC-NFC Pro Bowl 1971-present)

Bruce Matthews, 14  
 Robert Brazile, 7  
 Mike Munchak, 7  
 Warren Moon, 6  
 Bob Talamini, 6  
 Jurrell Casey, 5  
 Charlie Hennigan, 5  
 Earl Campbell, 4  
 Ray Childress, 4  
 Curley Culp, 4  
 Eddie George, 4  
 Tony Banfield, 3  
 Blaine Bishop, 3  
 George Blanda, 3  
 Miller Farr, 3  
 Fred Glick, 3  
 Ed Husmann, 3  
 Haywood Jeffires, 3  
 Chris Johnson, 3  
 Jevon Kearse, 3  
 Brett Kern, 3  
**Taylor Lewan**, 3  
 Bob Schmidt, 3  
 Delanie Walker, 3  
 George Webster, 3  
 Frank Wycheck, 3

## ALL-TIME REGULAR SEASON LEAGUE LEADERS

### Rushing Yards

2020: **Derrick Henry**, 378-2,027  
 2019: **Derrick Henry**, 303-1,540  
 2009: Chris Johnson, 358-2,006  
 1980: Earl Campbell, 373-1,934  
 1979: Earl Campbell, 368-1,697  
 1978: Earl Campbell\*, 302-1,450  
 1961: Billy Cannon, 200-948

### Passing Touchdowns

1990: Warren Moon, 33  
 1961: George Blanda, 36

### Passer Rating

2019: **Ryan Tannehill**, 117.5  
 2003: Steve McNair, 100.4

### Receptions

1991: Haywood Jeffires, 100  
 1964: Charlie Hennigan, 101

### Receiving Yards

1975: Ken Burroughs, 1,063  
 1964: Charlie Hennigan, 1,546  
 1961: Charlie Hennigan, 1,746

### Touchdowns

1979: Earl Campbell, 19 (19r)  
 1961: Bill Groman, 18 (1r, 17p)

### Interceptions

2017: **Kevin Byard**, 8  
 1979: Mike Reinfeldt, 12  
 1967: Miller Farr, 10  
 1965: W.K. Hicks, 9  
 1963: Fred Glick, 12

### Punting (Gross Avg.)

2017: Brett Kern, 49.7  
 1998: Craig Hentrich, 47.2  
 1993: Greg Montgomery, 45.6  
 1992: Greg Montgomery, 46.9

### Punt Returns

2006: Pacman Jones, 12.9  
 1977: Billy Johnson, 15.4  
 1975: Billy Johnson, 15.3  
 1964: Bobby Jancik, 18.3

### Kickoff Returns

2018: Darius Jennings, 31.7  
 1967: Zeke Moore\*, 28.9  
 1963: Bobby Jancik, 29.3  
 1962: Bobby Jancik\*, 30.3  
 1960: Ken Hall, 31.3

\* Rookie

## ALL-TIME TEAM LEADERS BY CATEGORY

## CAREER RUSHING YARDS

Player	Years	Att	Yds	Avg	Lg	TD
1. Eddie George	1996-03	2,733	10,009	3.7	76	64
2. Earl Campbell	1978-84	1,979	8,574	4.3	81t	73
3. Chris Johnson	2008-13	1,742	7,965	4.6	94t	50
<b>4. Derrick Henry</b>	<b>2016-22</b>	<b>1,422</b>	<b>6,879</b>	<b>4.8</b>	<b>99t</b>	<b>65</b>
5. Lorenzo White	1988-94	1,000	4,079	4.1	44	29
6. Hoyle Granger	1966-70,72	773	3,514	4.5	69t	18
7. Steve McNair (QB)	1995-05	614	3,439	5.6	71t	36
8. Mike Rozier	1985-90	910	3,426	3.8	41	27
9. Charles Tolar	1960-66	907	3,277	3.6	40	21
10. Ronnie Coleman	1974-81	700	2,769	4.0	46t	16
11. Chris Brown	2003-07	643	2,757	4.3	52	16
12. LenDale White	2006-09	628	2,349	3.7	80t	24
13. Allen Pinkett	1986-91	561	2,324	4.1	60	21
14. Gary Brown	1991-95	477	2,115	4.4	39t	12
15. Fred Willis	1972-76	603	2,114	3.5	44	11
16. Billy Cannon	1960-63	512	2,111	4.1	64	14
DeMarco Murray	2016-17	477	1,946	4.1	75t	15
18. Rodney Thomas	1995-00	495	1,847	3.7	74t	12
19. Rob Carpenter	1977-81	433	1,788	4.1	77	12
20. Larry Moriarty	1983-86	415	1,624	3.9	80	13

## SEASON RUSHING YARDS

Player	Year	Att	Yds	Avg	Lg	TD
<b>1. Derrick Henry</b>	<b>2020</b>	<b>378</b>	<b>2,027</b>	<b>5.4</b>	<b>94t</b>	<b>17</b>
2. Chris Johnson	2009	358	2,006	5.6	91t	14
3. Earl Campbell	1980	373	1,934	5.2	55t	13
4. Earl Campbell	1979	368	1,697	4.6	61t	19
<b>5. Derrick Henry</b>	<b>2019</b>	<b>303</b>	<b>1,540</b>	<b>5.1</b>	<b>74t</b>	<b>16</b>
6. Eddie George	2000	403	1,509	3.7	35t	14
7. Earl Campbell	1978	302	1,450	4.8	81t	13
8. Eddie George	1997	357	1,399	3.9	30	6
9. Earl Campbell	1981	361	1,376	3.8	43	10
10. Eddie George	1996	335	1,368	4.1	76	8
11. Chris Johnson	2010	316	1,364	4.3	76t	11
12. Eddie George	1999	320	1,304	4.1	40	9
13. Earl Campbell	1983	322	1,301	4.0	42	12
14. Eddie George	1998	348	1,294	3.7	37t	5
15. DeMarco Murray	2016	293	1,287	4.4	75t	9
16. Chris Johnson	2012	276	1,243	4.5	94t	6
17. Chris Johnson	2008	251	1,228	4.9	66t	9
18. Lorenzo White	1992	265	1,226	4.6	44	7
19. Travis Henry	2006	270	1,211	4.5	70t	7
20. Hoyle Granger	1967	236	1,194	5.1	67	6

## CAREER PASSING YARDS

Player	Years	Att	Cmp	Pct	Yds	Y/A	TD	Int	Lg	Sk	Lst	Rate
1. Warren Moon	1984-93	4,546	2,632	57.9	33,685	7.41	196	166	87t	315	2,403	80.4
2. Steve McNair	1995-05	3,871	2,305	59.5	27,141	7.01	156	103	83t	229	1,398	83.3
3. George Blanda	1960-66	2,784	1,347	48.4	19,149	6.88	165	189	95	-	-	62.5
4. Dan Pastorini	1971-79	2,768	1,426	51.5	16,864	6.09	96	139	85t	222	1,977	61.0
5. Marcus Mariota	2015-19	1,765	1,110	62.9	13,207	7.48	76	44	75	155	992	89.6
<b>6. Ryan Tannehill</b>	<b>2019-22</b>	<b>1,331</b>	<b>893</b>	<b>67.1</b>	<b>10,561</b>	<b>7.93</b>	<b>78</b>	<b>27</b>	<b>91t</b>	<b>103</b>	<b>712</b>	<b>102.1</b>
7. Vince Young	2006-10	1,190	689	57.9	8,098	6.81	42	42	73	75	415	75.7
8. Kerry Collins	2006-10	1,081	613	56.7	6,804	6.29	33	29	80t	36	253	74.6
9. Ken Stabler	1980-81	742	458	61.7	5,190	6.99	27	46	79t	56	518	69.0
10. Pete Beathard	1967-69	822	379	46.1	5,128	6.24	26	51	86t	-	-	51.2
11. Jake Locker	2011-14	709	408	57.5	4,967	7.03	27	22	71t	60	378	79.0
12. Matt Hasselbeck	2011-12	739	457	61.8	4,938	6.68	25	19	80t	33	256	82.0
13. Chris Chandler	1995-96	676	409	60.5	4,559	6.74	33	21	76t	46	326	83.9
14. Cody Carlson	1988-94	659	370	56.1	4,469	6.78	21	28	81	54	374	70.0
15. Don Trull	1964-69	556	249	44.8	3,538	6.36	29	21	-	-	-	67.6
16. Billy Volek	2001-05	517	312	60.3	3,505	6.78	26	13	55t	45	306	86.9
17. Jacky Lee	1960-67	409	210	51.3	3,291	8.05	25	30	98t	-	-	68.2
18. Gifford Nielsen	1978-83	498	273	54.8	3,255	6.54	20	22	48	47	354	70.0
19. Neil O'Donnell	1999-03	367	215	58.6	2,664	7.26	16	11	67	18	144	83.2
Oliver Luck	1983-86	413	233	56.4	2,544	6.16	13	21	66	33	261	64.1

## SEASON PASSING YARDS

Player	Year	Att	Cmp	Pct	Yds	Y/A	TD	Int	Lg	Sk	Lst	Rate
1. Warren Moon	1991	655	404	61.7	4,690	7.16	23	21	61t	23	174	81.7
2. Warren Moon	1990	584	362	62.0	4,689	8.03	33	13	87t	36	252	96.8
<b>3. Ryan Tannehill</b>	<b>2020</b>	<b>481</b>	<b>315</b>	<b>65.5</b>	<b>3,819</b>	<b>7.94</b>	<b>33</b>	<b>7</b>	<b>75</b>	<b>24</b>	<b>173</b>	<b>106.5</b>
<b>4. Ryan Tannehill</b>	<b>2021</b>	<b>531</b>	<b>357</b>	<b>67.2</b>	<b>3,734</b>	<b>7.03</b>	<b>21</b>	<b>14</b>	<b>57t</b>	<b>47</b>	<b>327</b>	<b>89.6</b>
5. Warren Moon	1989	464	280	60.3	3,631	7.83	23	14	55	35	267	88.9
6. Matt Hasselbeck	2011	518	319	61.6	3,571	6.89	18	14	80t	19	153	82.4
7. Warren Moon	1986	488	256	52.5	3,489	7.15	13	26	81t	41	332	62.3
8. Warren Moon	1993	520	303	58.3	3,485	6.70	21	21	80t	34	218	75.2
9. Marcus Mariota	2016	451	276	61.2	3,426	7.60	26	9	60	23	156	95.6
10. Steve McNair	2002	492	301	61.2	3,387	6.88	22	15	55	21	121	84.0
11. Steve McNair	2001	431	264	61.3	3,350	7.77	21	12	71t	37	251	90.2
12. Warren Moon	1984	450	259	57.6	3,338	7.42	12	14	76	47	371	76.9
13. George Blanda	1961	362	187	51.7	3,330	9.20	36	22	-	-	-	91.3
14. George Blanda	1964	505	262	51.9	3,287	6.51	17	27	-	-	-	61.4
15. Marcus Mariota	2017	453	281	62.0	3,232	7.13	13	15	75t	27	173	79.3
16. Steve McNair	1998	492	289	58.7	3,228	6.56	15	10	47	33	176	80.1
17. Steve McNair	2003	400	250	62.5	3,215	8.04	24	7	73	19	108	100.4
18. Ken Stabler	1980	457	293	64.1	3,202	7.01	13	28	79t	27	264	68.7
19. Steve McNair	2005	476	292	61.3	3,161	6.64	16	11	57	20	134	82.4
20. George Blanda	1963	423	224	53.0	3,003	7.10	24	25	-	-	-	70.1

## ALL-TIME TEAM LEADERS BY CATEGORY

### CAREER RECEPTIONS

Player	Years	No	Yds	Avg	Lg	TD
1. Ernest Givins	1986-94	542	7,935	14.6	83t	46
2. Haywood Jeffires	1987-95	515	6,119	11.9	87t	47
3. Frank Wycheck (TE)	1995-03	482	4,958	10.3	42	27
4. Drew Hill	1985-91	480	7,477	15.6	81t	47
5. Derrick Mason	1997-04	453	6,114	13.5	71t	37
6. Charlie Hennigan	1960-66	410	6,823	16.6	80t	51
7. Ken Burrough	1971-81	408	6,907	16.9	85t	47
8. Delanie Walker (TE)	2013-19	381	4,423	11.6	68	28
9. Curtis Duncan	1987-93	322	3,935	12.2	72	20
10. Nate Washington	2009-14	307	4,591	15.0	80t	28
11. Kendall Wright	2012-16	280	3,244	11.6	52t	18
12. Drew Bennett	2001-06	273	4,033	14.8	55	25
13. Chris Johnson (RB)	2008-13	272	2,003	7.4	69t	8
14. Eddie George (RB)	1996-03	259	2,144	8.3	54	10
15. Bo Scaife (TE)	2005-10	251	2,383	9.5	44	12
16. Corey Davis	2017-20	207	2,851	13.8	75t	11
17. Tim Smith	1980-86	206	3,107	15.1	75t	12
18. Alvin Reed (TE)	1967-72	199	2,818	14.2	60	11
19. A.J. Brown	2019-21	185	2,995	16.2	91t	24
20. Webster Slaughter	1992-94	184	2,236	12.2	57	11
Lorenzo White (RB)	1988-94	184	1,674	9.1	69t	6

### SEASON RECEPTIONS

Player	Year	No	Yds	Avg	Lg	TD
1. Charlie Hennigan	1964	101	1,546	15.3	53	8
2. Haywood Jeffires	1991	100	1,181	11.8	44	7
3. Derrick Mason	2004	96	1,168	12.2	37t	7
4. Derrick Mason	2003	95	1,303	13.7	50t	8
5. Delanie Walker	2015	94	1,088	11.6	61t	6
Kendall Wright	2013	94	1,079	11.5	45	2
7. Drew Hill	1991	90	1,109	12.3	61t	4
Haywood Jeffires	1992	90	913	10.1	47	9
9. Tim Smith	1983	83	1,176	14.2	47t	6
10. Curtis Duncan	1992	82	954	11.6	72	1
Charlie Hennigan	1961	82	1,746	21.3	80	12
12. Drew Bennett	2004	80	1,247	15.6	48t	11
Butch Woolfolk	1985	80	814	10.2	80t	4
14. Derrick Mason	2002	79	1,012	12.8	40	5
15. Webster Slaughter	1993	77	904	11.7	41	5
16. Delanie Walker	2017	74	807	10.9	42	3
Drew Hill	1990	74	1,019	13.8	57	5
Haywood Jeffires	1990	74	1,048	14.2	87t	8
Nate Washington	2011	74	1,023	13.8	57	7
20. Derrick Mason	2001	73	1,128	15.5	71t	9

### CAREER RECEIVING YARDS

Player	Years	No	Yds	Avg	Lg	TD
1. Ernest Givins	1986-94	542	7,935	14.6	83t	46
2. Drew Hill	1985-91	480	7,477	15.6	81t	47
3. Ken Burrough	1971-81	408	6,906	16.9	85t	47
4. Charlie Hennigan	1960-66	410	6,823	16.6	83	51
5. Haywood Jeffires	1987-95	515	6,119	11.9	87t	47
6. Derrick Mason	1997-04	453	6,114	13.5	71t	37
7. Frank Wycheck	1995-03	482	4,958	10.3	42	27
8. Nate Washington	2009-14	307	4,591	15.0	80t	28
9. Delanie Walker	2013-19	381	4,423	11.6	68	28
10. Drew Bennett	2001-06	273	4,033	14.8	55t	25
11. Curtis Duncan	1987-93	322	3,935	12.2	72	20
12. Chris Sanders	1995-01	177	3,285	18.6	83t	17
13. Kendall Wright	2012-16	280	3,244	11.6	52t	18
14. Tim Smith	1980-86	206	3,107	15.1	75t	12
15. Charley Frazier	1962-68	179	3,060	17.1	80	22
16. A.J. Brown	2019-21	185	2,995	16.2	91t	24
17. Bill Groman	1960-62	143	2,976	20.8	80	32
18. Corey Davis	2017-20	207	2,851	13.8	75t	11
19. Alvin Reed	1967-72	199	2,818	14.2	60	11
20. Kenny Britt	2009-13	157	2,450	15.6	80t	19

### SEASON RECEIVING YARDS

Player	Year	No	Yds	Avg	Lg	TD
1. Charlie Hennigan	1961	82	1,746	21.3	80	12
2. Charlie Hennigan	1964	101	1,546	15.3	53	8
3. Bill Groman	1960	72	1,473	20.5	-	12
4. Derrick Mason	2003	95	1,303	13.7	50t	8
5. Drew Bennett	2004	80	1,247	15.6	48t	11
6. Haywood Jeffires	1991	100	1,181	11.8	44	7
7. Tim Smith	1983	83	1,176	14.2	47t	6
8. Bill Groman	1961	50	1,175	23.5	80	17
9. Drew Hill	1985	64	1,169	18.3	57t	9
10. Derrick Mason	2004	96	1,168	12.2	37t	7
11. Drew Hill	1988	72	1,141	15.8	57t	10
Tim Smith	1984	69	1,141	16.5	75t	4
13. Charley Frazier	1966	57	1,129	19.8	79	12
14. Derrick Mason	2001	73	1,128	15.5	71t	9
15. Drew Hill	1986	65	1,112	17.1	81t	5
16. Drew Hill	1991	90	1,109	12.3	61t	4
17. Delanie Walker	2015	94	1,088	11.6	61t	6
18. Kendall Wright	2013	94	1,079	11.5	45	2
19. A.J. Brown	2020	70	1,075	15.4	73t	11
20. Ken Burrough	1975	53	1,063	20.1	77t	8

### CAREER SCORING

Player	Years	TD	Rush	Rec	Ret	XPM	FGM	2PT	Points
1. Al Del Greco	1991-00	0	0	0	0	322	246	0	1,060
2. Rob Bironas	2005-13	0	0	0	0	315	239	0	1,032
3. George Blanda	1960-66	4	4	0	0	301	91	0	598
4. Tony Zendejas	1985-90	0	0	0	0	197	117	0	548
5. Ryan Succop	2014-19	0	0	0	0	178	117	0	529
6. Eddie George	1996-03	74	64	10	0	0	0	3	450
7. Earl Campbell	1978-84	73	73	0	0	0	0	0	438
<b>8. Derrick Henry</b>	<b>2016-22</b>	<b>68</b>	<b>65</b>	<b>3</b>	<b>0</b>	<b>0</b>	<b>0</b>	<b>2</b>	<b>412</b>
9. Toni Fritsch	1977-81	0	0	0	0	149	81	0	392
10. Chris Johnson	2008-13	58	50	8	0	0	0	1	350
11. Skip Butler	1972-77	0	0	0	0	122	70	0	332
12. Charlie Hennigan	1960-66	51	0	51	0	0	0	0	306
13. Ken Burrough	1971-81	48	1	47	0	0	0	0	288
Ernest Givins	1986-94	48	1	46	1	0	0	0	288
Haywood Jeffires	1987-95	47	0	47	0	0	0	3	288
16. Drew Hill	1985-91	47	0	47	0	0	0	0	282
17. Derrick Mason	1997-04	40	0	37	3	0	0	1	242
18. Steve McNair	1995-05	36	36	0	0	0	0	3	222
19. Lorenzo White	1988-94	36	29	6	1	0	0	0	216
20. Billy Cannon	1960-63	35	14	20	1	0	0	1	212

## ALL-TIME TEAM LEADERS BY CATEGORY

## SEASON SCORING

Player	Year	TD	Rush	Rec	Ret	XPM	FGM	2PT	Points
1. Ryan Succop	2017	0	0	0	0	31	35	0	136
Al Del Greco	1998	0	0	0	0	28	36	0	136
3. Rob Bironas	2007	0	0	0	0	28	35	0	133
4. Al Del Greco	1996	0	0	0	0	35	32	0	131
5. Rob Bironas	2008	0	0	0	0	40	29	0	127
6. Al Del Greco	1993	0	0	0	0	39	29	0	126
7. Gary Anderson	2003	0	0	0	0	42	27	0	123
8. Rob Bironas	2011	0	0	0	0	34	29	0	121
<b>9. Randy Bullock</b>	<b>2021</b>	<b>0</b>	<b>0</b>	<b>0</b>	<b>0</b>	<b>42</b>	<b>26</b>	<b>0</b>	<b>120</b>
10. Rob Bironas	2009	0	0	0	0	37	27	0	118
Al Del Greco	2000	0	0	0	0	37	27	0	118
12. Rob Bironas	2013	0	0	0	0	41	25	0	116
13. George Blanda	1960	4	4	0	0	46	15	0	115
Tony Zendejas	1989	0	0	0	0	40	25	0	115
15. Earl Campbell	1979	19	19	0	0	0	0	0	114
Al Del Greco	1995	0	0	0	0	33	27	0	114
Tony Zendejas	1988	0	0	0	0	48	22	0	114
18. Al Del Greco	1997	0	0	0	0	32	27	0	113
19. George Blanda	1961	0	0	0	0	64	16	0	112
20. Joe Nedney	2002	0	0	0	0	36	25	0	111

## CAREER KICKOFF RETURNS (YARDS)

Player	Years	No	Yds	Avg	Lg	TD
1. Bobby Jancik	1962-67	158	4,185	26.5	61	0
2. Derrick Mason	1997-04	156	3,496	22.4	101t	1
3. Carl Roaches	1980-84	150	3,276	21.8	97t	2
4. Billy Johnson	1974-80	121	2,902	24.0	81t	2
5. Marc Mariani	2010-13, 16	118	2,838	24.1	98t	1
6. Mel Gray	1995-97	111	2,592	23.4	88	0
7. Adam Jones	2005-06	63	1,648	26.2	85	0
8. Zeke Moore	1967-77	64	1,618	25.3	92t	1
9. Darius Reynaud	2012-13	68	1,595	23.5	105t	1
10. Willie Drewrey	1985-93	75	1,581	21.1	50	0
11. Allen Pinkett	1986-91	80	1,577	19.7	48	0
12. Jerry LeVias	1969-70	64	1,538	24.0	87	0
13. Bobby Wade	2005-06	50	1,194	23.9	48	0
14. Billy Cannon	1960-63	46	1,186	25.8	88t	1
15. Leonard Harris	1987-93	53	1,130	21.3	63	0
16. Leon Washington	2013-14	47	1,219	25.9	95	0
17. Chris Carr	2008	35	984	28.1	52	0
18. Mike Archie	1996-98	46	961	20.9	50	0
19. Bob Gresham	1973-74	36	903	25.1	103t	1
20. Willie Tullis	1981-84	38	886	23.3	95t	1

## SEASON KICKOFF RETURNS (AVG.)

Player	Year	No	Yds	Avg	Lg	TD
1. Darius Jennings	2018	22	698	31.7	94t	1
2. Ken Hall	1960	19	594	31.3	104t	1
3. Bobby Jancik	1962	24	726	30.3	61	0
4. Bobby Jancik	1963	45	1,317	29.3	53	0
5. Chris Carr	2008	35	984	28.1	52	0
6. Carl Roaches	1981	28	769	27.5	96t	1
7. Billy Johnson	1974	29	785	27.1	67	0
8. Derrick Mason	2000	42	1,132	27.0	66	0
9. Bob Gresham	1973	27	723	26.8	103t	1
10. Adam Jones	2005	43	1,127	26.2	85	0
11. Linzy Cole	1971	32	834	26.1	45	0
12. Adam Jones	2006	20	521	26.1	70	0
13. Bobby Jancik	1966	34	875	25.7	53	0
14. Steve Brown	1983	31	795	25.6	93t	1
15. Marc Mariani	2010	60	1,530	25.5	98t	1
16. Billy Johnson	1977	25	630	25.2	76t	1
17. Alvin Haymond	1973	28	703	25.1	47	0
18. Jerry LeVias	1969	38	940	24.7	87	0
19. Willie Drewrey	1985	26	642	24.7	50	0
20. Zeke Moore	1968	32	787	24.6	45	0

## CAREER PUNT RETURNS (YARDS)

Player	Years	No	FC	Yds	Avg	Lg	TD
1. Billy Johnson	1974-80	155	21	2,040	13.2	87t	5
2. Derrick Mason	1997-04	182	94	1,590	8.7	69t	2
3. Carl Roaches	1980-84	151	31	1,095	7.3	68	0
4. Marc Mariani	2010-13, 16	102	57	1,054	10.3	87t	2
5. Willie Drewrey	1985-93	104	45	771	7.4	25	0
6. Adam Jones	2005-06	63	11	712	11.3	90t	4
7. Mel Gray	1995-97	69	45	652	9.4	40	0
8. Bobby Jancik	1962-67	67	-	647	9.7	82	1
9. Darius Reynaud	2012-13	49	25	545	11.1	81t	2
10. Jerry LeVias	1969-70	60	19	505	8.4	46	0
11. Kenny Johnson	1986-89	73	32	488	6.7	26	0
12. Adoree' Jackson	2017-20	53	19	464	8.8	46	0
13. Justin McCareins	2001-08	37	21	403	10.9	58t	1
14. Ernest Givins	1986-94	56	-	397	7.1	78t	1
15. Larry Carwell	1967-68	36	6	381	10.6	54	0
16. Dexter McCluster	2014-15	46	29	372	8.1	48	0
17. Fred Glick	1961-66	44	-	326	7.4	-	0
18. Chris Carr	2008	32	20	323	10.1	44	0
19. Chris Davis	2007-08	33	13	299	9.1	39	0
20. Chester Rogers	2021	30	20	293	9.8	55	0

## SEASON PUNT RETURNS (AVG.)

Player	Year	No	FC	Yds	Avg	Lg	TD
1. Billy Johnson	1977	35	8	539	15.4	87t	2
2. Billy Johnson	1975	40	1	612	15.3	83t	3
3. Billy Johnson	1974	30	3	409	13.6	49	0
4. Darius Reynaud	2012	31	17	410	13.2	81t	2
5. Derrick Mason	2000	51	17	662	13.0	69t	1
6. Adam Jones	2006	34	3	440	12.9	90t	3
7. Marc Mariani	2010	27	17	329	12.2	87t	1
8. Justin McCareins	2003	29	17	330	11.4	58t	1
9. Marc Mariani	2011	46	18	490	10.7	79t	1
10. Billy Johnson	1976	38	9	403	10.6	46	0
11. Mel Gray	1995	30	20	303	10.1	20	0
12. Chris Carr	2008	32	20	323	10.1	44	0
13. Chester Rogers	2021	30	20	293	9.8	55	0
14. Chris Davis	2007	31	12	293	9.5	39	0
15. Adam Jones	2005	29	8	272	9.4	52t	1
16. Mel Gray	1996	22	15	205	9.3	40	0
Adoree' Jackson	2018	16	9	148	9.3	26	0
18. Dexter McCluster	2015	24	15	217	9.0	37	0
19. Fred Glick	1963	19	-	171	9.0	22	0
20. Willie Drewrey	1985	24	10	215	9.0	23	0

## ALL-TIME TEAM LEADERS BY CATEGORY

## CAREER PUNTING (PUNTS)

Player	Years	Punt	Blk	Yds	Avg	TB	In20	Lg	NetAvg
1. Brett Kern	2009-21	923	5	42,333	45.9	48	373	79	40.8
2. Craig Hentrich	1998-09	861	1	36,926	42.9	95	295	78	37.2
3. Jim Norton	1960-68	522	7	21,961	42.1	-	-	79	-
4. Cliff Parsley	1977-82	431	3	17,136	39.8	33	85	62	32.3
5. Dan Pastorini	1971-79	316	1	12,530	39.7	-	-	74	-
6. Greg Montgomery	1988-93	310	6	13,529	43.6	35	74	77	36.6
7. Lee Johnson	1985-87	212	0	8,739	41.2	20	53	66	35.1
8. John James	1982-84	198	1	7,878	39.8	15	36	56	32.4
9. Rich Camarillo	1994-95	173	1	7,280	42.1	17	61	60	35.7
10. Reggie Roby	1996-97	140	1	6,022	43.0	8	50	68	36.7

## SEASON PUNTING (AVERAGE)

Player	Year	Punt	Blk	Yds	Avg	TB	In20	Lg	NetAvg
1. Brett Kern	2017	75	0	3,728	49.7	5	28	74	44.6
2. Brett Kern	2012	81	2	3,855	47.6	5	30	71	40.4
3. Brett Kern	2015	88	0	4,175	47.4	1	34	61	40.3
4. Craig Hentrich	1998	69	0	3,258	47.2	11	18	71	39.2
5. Brett Kern	2019	78	0	3,672	47.1	2	37	70	43.1
Brett Kern	2018	74	1	3,483	47.1	3	39	62	41.7
7. Greg Montgomery	1992	53	2	2,487	46.9	9	14	66	37.3
8. Brett Kern	2014	88	1	4,118	46.8	7	28	79	40.8
9. Brett Kern	2020	37	0	1,695	45.8	3	22	66	41.5
10. Greg Montgomery	1993	54	0	2,462	45.6	5	13	77	39.1

## CAREER INTERCEPTIONS

Player	Years	No	Yds	Avg	Lg	TD
1. Jim Norton	1960-68	45	592	13.2	56	1
2. Cris Dishman	1988-96	31	348	11.2	43	1
3. Fred Glick	1961-66	30	390	13.0	45	1
4. Tony Banfield	1960-65	27	224	8.3	58	0
W.K. Hicks	1964-69	27	457	16.9	62	0
Darryll Lewis	1991-98	27	540	20.0	98t	5
7. Mike Reinfeldt	1976-83	26	375	14.4	39	0
8. Michael Griffin	2007-15	25	328	13.1	83t	1
Ken Houston	1967-72	25	650	26.0	78	9
10. Zeke Moore	1967-77	24	444	18.5	74	2
<b>11. Kevin Byard</b>	<b>2016-22</b>	<b>23</b>	<b>276</b>	<b>12.0</b>	<b>33</b>	<b>1</b>
Willie Alexander	1971-79	23	379	16.5	95t	1
Samari Rolle	1998-04	23	349	15.2	81t	1
14. Marcus Robertson	1991-00	22	428	19.5	69	0
15. Gregg Bingham	1973-84	21	279	13.3	54	0
16. Keith Bulluck	2000-09	19	192	10.1	35	1
Miller Farr	1967-69	19	416	21.9	67	5
18. Steve Brown	1983-90	18	264	14.7	44t	1
19. Andre Dyson	2001-04	16	260	16.3	51t	3
Bubba McDowell	1989-94	16	190	11.9	26t	1
Chris Hope	2006-11	16	266	16.6	61t	1

## SEASON INTERCEPTIONS

Player	Year	No	Yds	Avg	Lg	TD
1. Fred Glick	1963	12	180	15.0	45	1
Mike Reinfeldt	1979	12	205	17.1	39	0
3. Miller Farr	1967	10	264	26.4	67	3
4. W.K. Hicks	1965	9	156	17.3	31	0
Ken Houston	1971	9	220	24.4	48t	4
Jim Norton	1961	9	150	16.7	36	0
<b>7. Kevin Byard</b>	<b>2017</b>	<b>8</b>	<b>130</b>	<b>16.3</b>	<b>33</b>	<b>0</b>
Tony Banfield	1961	8	136	17.0	58	0
Pete Jaquess	1964	8	141	17.6	98t	1
Richard Johnson	1990	8	100	12.5	35	1
Jim Norton	1962	8	75	9.4	36	0
12. Tony Banfield	1963	7	21	3.0	14	0
Michael Griffin	2008	7	172	24.6	83t	1
Jim Norton	1965	7	52	7.4	18	0
Marcus Robertson	1993	7	137	19.6	69	0
Samari Rolle	2000	7	140	20.0	81t	1
Jack Tatum	1980	7	100	14.3	35	0
18. (15 tied with 6)						

## CAREER SACKS

Player	Years	No
1. Elvin Bethea	1968-83	105.0
2. Ray Childress	1985-95	75.5
3. Jesse Baker	1979-87	66.0
4. William Fuller	1986-93	59.0
5. Sean Jones	1988-93	57.5
6. Jevon Kearse	1999-03, 08-09	52.0
7. Jurrell Casey	2011-19	51.0
8. Robert Brazile	1975-84	48.0
9. Ted Washington	1973-82	45.0
10. Derrick Morgan	2010-18	44.5
11. Kyle Vanden Bosch	2005-09	38.5
<b>12. Harold Landry III</b>	<b>2018-22</b>	<b>31.0</b>
Curley Culp	1974-80	31.0

## SEASON SACKS

Player	Year	No
1. Elvin Bethea	1973	17.0
2. Jesse Baker	1979	15.5
3. William Fuller	1991	15.0
4. Elvin Bethea	1976	14.5
Jevon Kearse	1999	14.5
6. Elvin Bethea	1971	13.0
Ray Childress	1992	13.0
Sean Jones	1993	13.0
9. Jason Babin	2010	12.5
Sean Jones	1990	12.5
Kyle Vanden Bosch	2005	12.5



## ALL-TIME TEAM LEADERS BY CATEGORY

## CAREER TACKLES (SINCE 1974)

Player	Years	No
1. Gregg Bingham	1973-84	1,970
2. Robert Brazile	1975-84	1,281
3. Keith Bulluck	2000-09	1,265
4. Michael Griffin	2007-15	912
5. Ted Washington	1973-82	907
6. Al Smith	1987-96	877
7. John Grimsley	1984-90	836
8. Blaine Bishop	1993-01	788
9. Ray Childress	1985-95	784
10. Steve Kiner	1974-78	738

## SEASON TACKLES (SINCE 1974)

Player	Year	No
1. Gregg Bingham	1978	223
2. Gregg Bingham	1980	212
3. Gregg Bingham	1974	206
4. Gregg Bingham	1979	203
5. John Grimsley	1986	199
6. Robert Abraham	1984	198
7. Gregg Bingham	1976	191
8. Gregg Bingham	1977	190
9. Gregg Bingham	1975	185
Robert Brazile	1978	185

## YEAR-BY-YEAR LEADERS

## RUSHING

Year	Player	Att	Yds	Avg	Lg	TD
1960	Billy Cannon	152	644	4.2	39	1
1961	Billy Cannon	200	948	4.7	61t	6
1962	Charles Tolar	244	1,012	4.1	25	7
1963	Charles Tolar	194	659	3.4	33	3
1964	Sid Blanks	145	756	5.2	91t	6
1965	Ode Burrell	130	528	4.1	63	3
1966	Ode Burrell	122	406	3.3	45	0
1967	Hoyle Granger	236	1,194	5.1	67t	6
1968	Hoyle Granger	202	848	4.2	47	7
1969	Hoyle Granger	186	740	4.0	23	3
1970	Joe Dawkins	124	517	4.2	49t	2
1971	Robert Holmes	112	323	2.9	31	4
1972	Fred Willis	134	461	3.4	43	0
1973	Fred Willis	171	579	3.4	25	4
1974	Willie Rodgers	122	413	3.4	20	5
1975	Ronnie Coleman	175	790	4.5	46t	5
1976	Ronnie Coleman	171	684	4.0	39	2
1977	Ronnie Coleman	185	660	3.6	22	5
1978	Earl Campbell	302	1,450	4.8	81t	13
1979	Earl Campbell	368	1,697	4.6	61t	19
1980	Earl Campbell	373	1,934	5.2	55t	13
1981	Earl Campbell	361	1,376	3.9	43	10
1982	Earl Campbell	157	538	3.4	22	2
1983	Earl Campbell	322	1,301	4.0	42	12
1984	Larry Moriarty	189	785	4.2	51	6
1985	Mike Rozier	133	462	3.5	30	8
1986	Mike Rozier	199	662	3.3	19t	4
1987	Mike Rozier	229	957	4.2	41	3
1988	Mike Rozier	251	1,002	4.0	28	10
1989	Alonzo Highsmith	128	531	4.1	25	4
1990	Lorenzo White	168	702	4.2	22	8
1991	Allen Pinkett	171	720	4.2	32	9
1992	Lorenzo White	265	1,226	4.6	44	7
1993	Gary Brown	195	1,002	5.1	26	6
1994	Lorenzo White	191	757	4.0	33	3
1995	Rodney Thomas	251	947	3.8	74t	5
1996	Eddie George	335	1,368	4.1	76	8
1997	Eddie George	357	1,399	3.9	30	6
1998	Eddie George	348	1,294	3.7	37t	5
1999	Eddie George	320	1,304	4.1	40	9
2000	Eddie George	403	1,509	3.7	35t	14
2001	Eddie George	315	939	3.0	27	5
2002	Eddie George	343	1,165	3.4	35	12
2003	Eddie George	312	1,031	3.3	27	5
2004	Chris Brown	220	1,067	4.9	52	6
2005	Chris Brown	224	851	3.8	38t	5
2006	Travis Henry	270	1,211	4.5	70t	7
2007	LenDale White	303	1,110	3.7	28	7
2008	Chris Johnson	251	1,228	4.9	66t	9
2009	Chris Johnson	358	2,006	5.6	91t	14
2010	Chris Johnson	316	1,364	4.3	76t	11
2011	Chris Johnson	262	1,047	4.0	48t	4
2012	Chris Johnson	276	1,243	4.5	94t	6
2013	Chris Johnson	279	1,077	3.9	30t	6

Year	Player	Att	Yds	Avg	Lg	TD
2014	Bishop Sankey	152	569	3.7	22	2
2015	Antonio Andrews	143	520	3.6	38	3
2016	DeMarco Murray	293	1,287	4.4	75t	9
2017	Derrick Henry	176	744	4.2	75t	5
2018	Derrick Henry	215	1,059	4.9	99t	12
2019	Derrick Henry	303	1,540	5.1	74t	16
2020	Derrick Henry	378	2,027	5.4	94t	17
2021	Derrick Henry	219	937	4.3	76t	10

## PASSING

Year	Player	Att	Cmp	Yds	Pct	TD	Int	Avg
1960	George Blanda	363	169	2,413	46.6	24	22	6.7
1961	George Blanda	362	187	3,330	51.7	36	22	9.2
1962	George Blanda	418	197	2,810	47.1	27	42	6.7
1963	George Blanda	423	224	3,003	52.9	24	25	7.0
1964	George Blanda	505	262	3,282	51.9	17	27	6.4
1965	George Blanda	442	186	2,542	42.1	20	30	5.8
1966	George Blanda	271	122	1,764	45.0	17	21	6.4
1967	Pete Beathard	231	94	1,114	40.7	9	14	4.8
1968	Pete Beathard	223	105	1,559	47.1	7	16	6.9
1969	Pete Beathard	370	180	2,455	48.6	10	21	6.4
1970	Charley Johnson	281	144	1,652	51.2	7	12	5.9
1971	Dan Pastorini	270	127	1,702	47.0	7	21	6.3
1972	Dan Pastorini	299	144	1,711	48.2	7	11	5.7
1973	Dan Pastorini	290	154	1,482	53.1	5	17	5.1
1974	Dan Pastorini	247	140	1,571	56.7	10	10	6.4
1975	Dan Pastorini	342	163	2,053	47.7	14	16	6.0
1976	Dan Pastorini	309	167	1,785	53.5	10	10	5.7
1977	Dan Pastorini	319	169	1,987	53.0	13	18	6.2
1978	Dan Pastorini	368	199	2,473	54.1	16	17	6.7
1979	Dan Pastorini	324	163	2,090	50.3	14	18	6.5
1980	Ken Stabler	454	293	3,202	64.5	13	28	7.0
1981	Ken Stabler	285	165	1,988	57.9	14	18	6.9
1982	Archie Manning	125	66	877	52.8	6	6	7.0
1983	Oliver Luck	217	124	1,375	57.1	8	13	6.3
1984	Warren Moon	450	259	3,338	57.6	12	14	7.4
1985	Warren Moon	377	200	2,709	53.1	15	19	7.2
1986	Warren Moon	488	256	3,489	52.5	13	26	7.2
1987	Warren Moon	368	184	2,806	50.0	21	18	7.6
1988	Warren Moon	294	160	2,327	54.4	17	8	7.9
1989	Warren Moon	464	280	3,631	60.3	23	14	7.8
1990	Warren Moon	584	362	4,689	62.0	33	13	8.0
1991	Warren Moon	655	404	4,690	61.7	23	21	7.2
1992	Warren Moon	346	224	2,521	64.7	18	12	7.3
1993	Warren Moon	520	303	3,485	58.3	21	21	6.7
1994	Billy Joe Tolliver	240	121	1,287	50.4	6	7	5.4
1995	Chris Chandler	356	225	2,460	63.2	17	10	6.9
1996	Chris Chandler	320	184	2,099	57.5	16	11	6.6
1997	Steve McNair	415	216	2,665	52.0	14	13	6.4
1998	Steve McNair	492	289	3,228	58.7	15	10	6.5
1999	Steve McNair	331	187	2,179	56.5	12	8	6.6
2000	Steve McNair	396	248	2,847	62.6	15	13	7.2
2001	Steve McNair	431	264	3,350	61.3	21	12	7.8
2002	Steve McNair	492	301	3,387	61.2	22	15	6.9
2003	Steve McNair	400	250	3,215	62.5	24	7	8.0

## YEAR-BY-YEAR LEADERS

Year	Player	Att	Cmp	Yds	Pct	TD	Int	Avg	Year	Player	No	Yds	Avg	Lg	TD
2004	Billy Volek	357	218	2,486	61.1	18	10	7.0	2006	Drew Bennett	46	737	16.0	39	3
2005	Steve McNair	476	292	3,161	61.3	16	11	6.6	2007	Justin Gage	55	750	13.6	73	2
2006	Vince Young	357	184	2,199	51.5	12	13	6.2		Roydell Williams	55	719	13.1	48	4
2007	Vince Young	382	238	2,546	62.3	9	17	6.7	2008	Bo Scaife (TE)	58	561	9.7	44	2
2008	Kerry Collins	415	242	2,676	58.3	12	7	6.5	2009	Chris Johnson (RB)	50	503	10.1	69t	2
2009	Vince Young	259	152	1,879	58.7	10	7	7.3	2010	Chris Johnson (RB)	44	245	5.6	25	1
2010	Kerry Collins	278	160	1,823	57.6	14	8	6.6	2011	Nate Washington	74	1,023	13.8	57	7
2011	Matt Hasselbeck	518	319	3,571	61.6	18	14	6.9	2012	Kendall Wright	64	626	9.8	38	4
2012	Jake Locker	314	177	2,176	56.4	10	11	6.9	2013	Kendall Wright	94	1,079	11.5	45	2
2013	Ryan Fitzpatrick	350	217	2,454	62.0	14	12	7.0	2014	Delanie Walker	63	890	14.1	68	4
2014	Zach Mettenberger	179	107	1,412	59.8	8	7	7.9	2015	Delanie Walker	94	1,088	11.6	61t	6
2015	Marcus Mariota	370	230	2,818	62.2	19	10	7.6	2016	Rishard Matthews	65	945	14.5	60	9
2016	Marcus Mariota	451	276	3,426	61.2	26	9	7.6		Delanie Walker	65	800	12.3	47	7
2017	Marcus Mariota	453	281	3,232	62.0	13	15	7.1	2017	Delanie Walker	74	807	10.9	42	3
2018	Marcus Mariota	331	228	2,528	68.9	11	8	7.6	2018	Corey Davis	65	891	13.7	51	4
2019	Ryan Tannehill	286	201	2,742	70.3	22	6	9.6	2019	A.J. Brown	52	1,051	20.2	91t	8
2020	Ryan Tannehill	481	315	3,819	65.5	33	7	7.9	2020	A.J. Brown	70	1,075	15.4	73t	11
2021	Ryan Tannehill	531	357	3,734	67.2	21	14	7.0	2021	A.J. Brown	63	869	13.8	57t	5

### RECEIVING

Year	Player	No	Yds	Avg	Lg	TD
1960	Bill Groman	72	1,473	20.5	80t	12
1961	Charlie Hennigan	82	1,746	21.3	80t	12
1962	Charlie Hennigan	54	867	16.1	75t	8
1963	Charlie Hennigan	61	1,051	17.2	83t	10
1964	Charlie Hennigan	101	1,546	15.3	53t	8
1965	Ode Burrell (RB)	55	650	11.8	52t	4
1966	Charles Frazier	57	1,129	19.8	79t	12
1967	Hoyle Granger (RB)	31	300	9.6	43	3
1968	Alvin Reed (TE)	46	747	16.2	60	5
1969	Alvin Reed (TE)	51	664	13.0	43	2
1970	Alvin Reed (TE)	47	604	12.9	34	2
1971	Jim Beirne	38	550	14.5	40	1
1972	Fred Willis (RB)	45	297	6.6	27	2
1973	Fred Willis (RB)	57	371	6.5	50	1
1974	Ken Burrough	36	492	13.7	51	2
1975	Ken Burrough	53	1,063	20.1	77t	8
1976	Ken Burrough	51	932	18.2	69	7
1977	Ken Burrough	43	816	19.0	85t	8
1978	Ken Burrough	47	624	13.3	44	2
1979	Ken Burrough	40	752	18.8	55t	6
1980	Mike Barber (TE)	59	712	12.1	79t	5
1981	Ken Burrough	40	668	16.7	71t	7
1982	Dave Casper (TE)	36	573	15.9	38	6
1983	Tim Smith	83	1,176	14.2	47t	6
1984	Tim Smith	69	1,141	16.5	75t	4
1985	Butch Woolfolk (RB)	80	814	10.2	80t	4
1986	Drew Hill	65	1,112	17.1	81t	5
1987	Ernest Givins	53	933	17.6	83t	6
1988	Drew Hill	72	1,141	15.8	57t	10
1989	Drew Hill	66	938	14.2	50	8
1990	Haywood Jeffires	74	1,048	14.2	87t	8
	Drew Hill	74	1,019	13.8	57	5
1991	Haywood Jeffires	100	1,181	11.8	44	7
1992	Haywood Jeffires	90	913	10.1	47	9
1993	Webster Slaughter	77	904	11.7	41	5
1994	Webster Slaughter	68	846	12.4	57	2
	Haywood Jeffires	68	783	11.5	50	6
1995	Haywood Jeffires	61	684	11.2	35t	8
1996	Frank Wycheck (TE)	53	511	9.6	29	6
1997	Frank Wycheck (TE)	63	748	11.9	42	4
1998	Frank Wycheck (TE)	70	768	11.0	38	2
1999	Frank Wycheck (TE)	69	641	9.3	35	2
2000	Frank Wycheck (TE)	70	636	9.1	26	4
2001	Derrick Mason	73	1,128	15.5	71t	9
2002	Derrick Mason	79	1,012	12.8	40	5
2003	Derrick Mason	95	1,303	13.7	50t	8
2004	Derrick Mason	96	1,168	12.2	37t	7
2005	Drew Bennett	58	738	12.7	55t	4

### SCORING

Year	Player	TD	PAT	FG	Tot
1960	George Blanda	4	46	15	115
1961	George Blanda	0	64	16	112
1962	George Blanda	0	48	11	81
1963	George Blanda	0	37	9	64
1964	George Blanda	0	38	13	76
1965	George Blanda	0	28	11	61
1966	George Blanda	0	39	16	87
1967	John Wittenborn	0	30	14	72
1968	Wayne Walker	0	26	8	50
1969	Roy Gerela	0	29	19	86
1970	Roy Gerela	0	23	18	77
1971	Mark Moseley	0	25	16	73
1972	Skip Butler	0	12	16	51
1973	Skip Butler	0	15	21	66
1974	Skip Butler	0	29	9	56
1975	Skip Butler	0	31	18	85
1976	Skip Butler	0	24	16	72
1977	Toni Fritsch	0	19	12	55
1978	Earl Campbell (RB)	13	0	0	78
1979	Earl Campbell (RB)	19	0	0	114
1980	Toni Fritsch	0	26	19	83
1981	Toni Fritsch	0	32	15	77
1982	Dave Casper (TE)	6	0	0	36
1983	Florian Kempf	0	33	17	84
1984	Joe Cooper	0	13	11	46
1985	Tony Zendejas	0	29	21	92
1986	Tony Zendejas	0	28	22	94
1987	Tony Zendejas	0	32	20	92
1988	Tony Zendejas	0	48	22	114
1989	Tony Zendejas	0	40	25	115
1990	Lorenzo White (RB)	12	0	0	72
1991	Ian Howfield	0	25	13	64
1992	Al Del Greco	0	41	21	104
1993	Al Del Greco	0	39	29	126
1994	Al Del Greco	0	18	16	66
1995	Al Del Greco	0	33	27	114
1996	Al Del Greco	0	35	32	131
1997	Al Del Greco	0	32	27	113
1998	Al Del Greco	0	28	36	136
1999	Al Del Greco	0	43	21	106
2000	Al Del Greco	0	37	27	118
2001	Joe Nedney	0	34	20	94
2002	Joe Nedney	0	36	25	111
2003	Gary Anderson	0	42	27	123
2004	Gary Anderson	0	37	17	88
2005	Rob Bironas	0	30	23	99
2006	Rob Bironas	0	32	22	98
2007	Rob Bironas	0	28	35	133

## YEAR-BY-YEAR LEADERS

Year	Player	TD	PAT	FG	Tot
2008	Rob Bironas	0	40	29	127
2009	Rob Bironas	0	37	27	118
2010	Rob Bironas	0	38	24	110
2011	Rob Bironas	0	34	29	121
2012	Rob Bironas	0	35	25	110
2013	Rob Bironas	0	41	25	116
2014	Ryan Succop	0	27	19	84
2015	Ryan Succop	0	29	14	71
2016	Ryan Succop	0	39	22	105
2017	Ryan Succop	0	31	35	136
2018	Ryan Succop	0	28	26	106
2019	<b>Derrick Henry</b>	<b>18</b>	<b>0</b>	<b>0</b>	<b>108</b>
2020	<b>Derrick Henry</b>	<b>17</b>	<b>0</b>	<b>0</b>	<b>104</b>
2021	<b>Randy Bullock</b>	<b>0</b>	<b>42</b>	<b>26</b>	<b>120</b>

### KICKOFF RETURNS

Year	Player	No	Yds	Avg	Lg	TD
1960	Ken Hall	19	594	31.3	104t	1
1961	Billy Cannon	18	439	24.4	47	0
1962	Bobby Jancik	24	726	30.3	61	0
1963	Bobby Jancik	45	1,315	29.3	53	0
1964	Ode Burrell	17	449	26.4	93t	1
1965	Bobby Jancik	18	430	23.9	43	0
1966	Bobby Jancik	34	875	25.7	53	0
1967	Zeke Moore	14	405	28.9	92	1
1968	Zeke Moore	32	787	24.6	45	0
1969	Jerry LeVias	38	940	24.7	87	0
1970	Jerry LeVias	26	598	23.0	37	0
1971	Linzy Cole	32	834	26.1	45	0
1972	<i>Willie Rodgers</i>	17	335	19.7	31	0
1973	Bob Gresham	27	723	26.8	103t	1
1974	<i>Billy Johnson</i>	29	785	27.1	67	0
1975	Billy Johnson	33	798	24.2	81t	1
1976	Billy Johnson	26	579	22.2	53	0
1977	Billy Johnson	25	630	25.2	76t	1
1978	Johnnie Dirden	32	780	24.4	60	0
1979	<i>Richard Ellender</i>	24	514	21.4	35	0
1980	Carl Roaches	37	746	20.2	46	0
1981	Carl Roaches	28	769	27.5	96t	1
1982	Carl Roaches	21	441	21.0	45	0
1983	<i>Steve Brown</i>	31	795	25.6	93t	1
1984	Carl Roaches	30	679	22.6	49	0
1985	<i>Willie Drewrey</i>	26	642	24.7	52	0
1986	Willie Drewrey	25	500	20.0	32	0
	<i>Allen Pinkett</i>	26	519	20.0	48	0
1987	<i>Curtis Duncan</i>	28	546	19.5	62	0
1988	Leonard Harris	34	678	19.9	56	0
1989	Kenny Johnson	21	372	17.7	39	0
1990	Gerald McNeil	27	551	20.4	64	0
1991	Allen Pinkett	26	508	19.5	41	0
1992	Pat Coleman	14	290	20.7	28	0
1993	Willie Drewrey	15	293	19.5	34	0
1994	Todd McNair	23	481	20.9	44	0
1995	Mel Gray	53	1,183	22.3	54	0
1996	Mel Gray	50	1,224	24.5	88	0
1997	<i>Derrick Mason</i>	26	551	21.2	54	0
1998	Mike Archie	42	913	21.7	50	0
1999	Derrick Mason	41	805	19.6	41	0
2000	Derrick Mason	42	1,132	27.0	66	0
2001	Derrick Mason	34	748	22.0	101t	1
2002	<i>John Simon</i>	20	371	18.6	29	0
2003	Jake Schifino	35	703	20.1	39	0
2004	Jason McAddley	38	849	22.3	45	0
2005	<i>Pacman Jones</i>	43	1,127	26.2	85	0
2006	Bobby Wade	50	1,194	23.9	48	0
2007	<i>Michael Griffin</i>	18	422	23.4	48	0
2008	Chris Carr	35	984	28.1	52	0
2009	<i>Kenny Britt</i>	24	523	21.8	56	0
2010	<i>Marc Mariani</i>	60	1,530	25.5	98t	1

Year	Player	No	Yds	Avg	Lg	TD
2011	Marc Mariani	32	748	23.4	49	0
2012	Darius Reynaud	53	1,240	23.4	105t	1
2013	Leon Washington	16	481	30.1	95	0
2014	Leon Washington	31	738	23.8	52	0
2015	Dexter McCluster	13	285	21.9	32	0
2016	Marc Mariani	26	560	21.5	37	0
2017	<i>Adoree' Jackson</i>	25	578	23.1	57	0
2018	Darius Jennings	22	698	31.7	94t	1
2019	Kalif Raymond	18	403	22.4	45	0
2020	Kalif Raymond	15	275	18.3	30	0
2021	Chester Rogers	14	282	20.1	37	0

### PUNT RETURNS

Year	Player	No	Yds	Avg	Lg	TD
1960	<i>Billy Cannon</i>	4	96	24.0	51	0
1961	Billy Cannon	9	70	7.8	20	0
1962	Bobby Jancik	14	164	11.7	21	0
1963	Bobby Jancik	13	145	11.2	56	0
1964	Bobby Jancik	14	220	15.7	82t	1
1965	Bobby Jancik	12	85	7.1	25	0
1966	Ode Burrell	8	76	9.5	29	0
1967	Larry Carwell	9	154	17.1	54	0
1968	Sid Blanks	22	179	8.1	39	0
1969	Jerry LeVias	35	292	8.3	46	0
1970	Jerry LeVias	25	213	8.5	33	0
1971	Linzy Cole	14	107	7.6	31	0
1972	Ken Houston	25	148	5.9	33	0
1973	Jeff Severson	16	126	7.9	74	0
1974	<i>Billy Johnson</i>	30	409	13.6	49	0
1975	Billy Johnson	40	612	15.3	83t	3
1976	Billy Johnson	39	397	10.2	46	0
1977	Billy Johnson	35	539	15.4	87t	2
1978	Ronnie Coleman	16	142	8.9	32	0
1979	<i>Richard Ellender</i>	31	203	6.5	36	0
1980	Carl Roaches	47	384	8.2	68	0
1981	Carl Roaches	39	296	7.6	40	0
1982	Carl Roaches	19	104	5.5	25	0
1983	Carl Roaches	20	159	8.0	23	0
1984	Carl Roaches	26	152	5.8	18	0
1985	<i>Willie Drewrey</i>	24	215	9.0	23	0
1986	Willie Drewrey	25	262	7.7	25	0
1987	Kenny Johnson	24	196	8.2	26	0
1988	Kenny Johnson	30	170	5.7	16	0
1989	Kenny Johnson	19	122	6.4	19	0
1990	Gerald McNeil	30	172	5.7	26	0
1991	Pat Coleman	22	138	6.3	24	0
1992	Webster Slaughter	20	142	7.1	20	0
1993	Willie Drewrey	41	275	6.7	18	0
1994	Ernest Givins	37	210	5.7	78t	1
1995	Mel Gray	30	303	10.1	20	0
1996	Mel Gray	22	205	9.3	40	0
1997	Mel Gray	17	144	8.5	30	0
1998	Derrick Mason	31	228	7.4	25	0
1999	Derrick Mason	26	225	8.7	65t	1
2000	Derrick Mason	51	662	13.0	69t	1
2001	Derrick Mason	20	128	6.4	20	0
2002	<i>John Simon</i>	13	113	8.7	30	0
2003	Justin McCareins	29	330	11.4	58t	1
2004	Derrick Mason	24	93	3.9	13	0
2005	<i>Pacman Jones</i>	29	272	9.4	52t	1
2006	Pacman Jones	34	440	12.9	90t	3
2007	<i>Chris Davis</i>	31	293	9.5	39	0
2008	Chris Carr	32	323	10.1	44	0
2009	Alvin Pearman	11	112	10.2	18	0
2010	<i>Marc Mariani</i>	27	329	12.2	87t	1
2011	Marc Mariani	46	490	10.7	79t	1
2012	Darius Reynaud	31	410	13.2	81t	2
2013	Darius Reynaud	18	135	7.5	35	0
2014	Dexter McCluster	22	155	7.0	48	0

## YEAR-BY-YEAR LEADERS

Year	Player	No	Yds	Avg	Lg	TD
2015	Dexter McCluster	24	217	9.0	37	0
2016	Marc Mariani	29	235	8.1	18	0
2017	Adoree' Jackson	34	290	8.5	46	0
2018	Adoree' Jackson	16	148	9.3	26	0
2019	Adam Humphries	12	78	6.5	21	0
2020	Kalif Raymond	23	208	9.0	40	0
2021	Chester Rogers	30	293	9.8	55	0

### INTERCEPTIONS

Year	Player	No	Yds	Avg	Lg	TD
1960	Mark Johnston (CB)	4	42	10.5	33	0
	Dennit Morris (LB)	4	32	8.0	26	0
	Julian Spence (S)	4	5	1.3	5	0
1961	Jim Norton (S)	9	150	16.7	36	0
1962	Jim Norton (S)	8	75	9.4	36	0
1963	Fred Glick (S)	12	180	15.0	40	1
1964	Pete Jaquess (CB)	8	141	17.6	98t	1
1965	W.K. Hicks (CB)	9	156	17.3	31	0
1966	Jim Norton (S)	4	125	31.3	56	0
	Fred Glick (S)	4	47	11.8	41	0
1967	Miller Farr (CB)	10	264	26.4	67	3
1968	Ken Houston (S)	5	160	32.0	66t	2
1969	Miller Farr (CB)	6	48	8.0	35	0
1970	Zeke Moore (CB)	6	85	14.2	32	0
1971	Ken Houston (S)	9	220	24.4	48t	4
1972	Bob Atkins (S)	2	37	18.5	34	0
	John Charles (S)	2	6	3.0	6	0
1973	Guy Roberts (LB)	4	55	13.8	27	0
	Jeff Severson (S)	4	24	6.0	19	0
1974	Bob Atkins (S)	6	85	14.2	36	0
1975	Zeke Moore (CB)	5	137	27.4	74	0
1976	C.L. Whittington (S)	5	103	20.6	50	0
1977	Mike Reinfeldt (S)	5	78	15.6	30	0
1978	Willie Alexander (CB)	5	51	10.2	29	0
1979	Mike Reinfeldt (S)	12	205	17.1	39	0
1980	Jack Tatum (S)	7	100	14.3	35	0
1981	Greg Stemrick (CB)	3	94	31.3	38	0
	Carter Hartwig (DB)	3	78	26.0	36	0
1982	Robert Brazile (LB)	1	31	31.0	31	0
	Gregg Bingham (LB)	1	8	8.0	8	0
	Vernon Perry (S)	1	8	8.0	8	0
1983	Willie Tullis (DB)	5	65	13.0	44	0
1984	Willie Tullis (DB)	4	48	12.0	22	0
1985	Steve Brown (CB)	5	41	8.2	22	0
1986	Allen Lyday (S)	3	24	8.0	24	0
	Patrick Allen (CB)	3	20	6.7	18	0
1987	Keith Bostic (S)	6	-14	-2.3	7	0
1988	Jeff Donaldson (S)	4	29	7.3	23	0
1989	Steve Brown (CB)	5	54	10.8	41	0
1990	Richard Johnson (CB)	8	100	12.5	35	1
1991	Cris Dishman (CB)	6	61	10.2	43	0
1992	Jerry Gray (CB)	6	24	4.0	22	0
1993	Marcus Robertson (S)	7	137	19.6	69	0
1994	Darryll Lewis (CB)	5	57	11.4	20	0
1995	Darryll Lewis (CB)	6	145	24.2	98t	1
1996	Darryll Lewis (CB)	5	103	20.6	53	1
1997	Darryll Lewis (CB)	5	115	23.0	47t	1
	Marcus Robertson (S)	5	127	25.4	48	0
1998	Darryll Lewis (CB)	4	40	10.0	33	0
1999	Samari Rolle (CB)	4	65	16.3	30	0
2000	Samari Rolle (CB)	7	140	20.0	81t	1
2001	Andre Dyson (CB)	3	36	12.0	36	0
	Samari Rolle (CB)	3	3	1.0	3	0
2002	Lance Schulters (S)	6	56	9.3	28	0
2003	Samari Rolle (CB)	6	141	23.5	52	0
2004	Andre Dyson (CB)	6	135	22.5	44	0
2005	Reynaldo Hill (CB)	3	88	29.3	52t	1
2006	Chris Hope (S)	5	105	21.0	61t	1
2007	Keith Bulluck (LB)	5	63	12.6	35	0

Year	Player	No	Yds	Avg	Lg	TD
2008	Michael Griffin (S)	7	172	24.6	83t	1
2009	Cortland Finnegan (CB)	5	194	38.8	80	1
2010	Michael Griffin (S)	4	50	12.5	28	0
2011	Michael Griffin (S)	2	0	0.0	0	0
	Jason McCourty (CB)	2	52	26.0	30	0
2012	Michael Griffin (S)	4	59	14.8	33	0
	Jason McCourty (CB)	4	29	7.3	28	0
2013	Alterraun Verner (CB)	5	68	13.6	34	1
2014	Jason McCourty (CB)	3	0	0.0	0	0
2015	Zach Brown (LB)	2	45	22.5	45	0
	Coty Sensabaugh (CB)	2	42	21.0	26t	1
2016	Perrish Cox (CB)	3	3	1.0	3	0
2017	Kevin Byard (S)	8	130	16.3	33	0
2018	Kevin Byard (S)	4	1	0.3	1	0
2019	Kevin Byard (S)	5	79	15.8	28	0
2020	Malcolm Butler (CB)	4	111	27.8	68	0
	Amani Hooker (S)	4	11	2.8	6	0
2021	Kevin Byard (S)	5	66	13.2	24t	1

### SACKS

Year	Player	Total
1960	Don Floyd (DE)	4
1961	Doug Cline (LB)	6
1962	Ed Husmann (DT)	10
1963	Ed Husmann (DT)	5
	Gary Cutsinger (DE)	5
1964	Ed Husmann (DT)	4
	Don Floyd (DE)	4
1965	Gary Cutsinger (DE)	7
1966	Gary Cutsinger (DE)	5
1967	George Rice (DT)	6
1968	Pat Holmes (DE)	6
1969	Elvin Bethea (DE)	14
1970	Elvin Bethea (DE)	9.5
1971	Elvin Bethea (DE)	13
1972	Mike Tillemann (DT)	12
1973	Elvin Bethea (DE)	17
1974	Ted Washington (LB)	11
1975	Curly Culp (DT)	11.5
1976	Elvin Bethea (DE)	14.5
1977	James Young (DE)	7.5
1978	Elvin Bethea (DE)	8
1979	Jesse Baker (DE)	15.5
1980	Mike Stensrud (DE)	7
1981	Jesse Baker (DE)	10
1982	Jesse Baker (DE)	7.5
1983	Jesse Baker (DE)	5.5
1984	Jesse Baker (DE)	11
1985	Jesse Baker (DE)	5.5
1986	Ray Childress (DE)	5
1987	Ray Childress (DE)	6
1988	Ray Childress (DE)	8.5
	William Fuller (DE)	8.5
1989	Ray Childress (DE)	8.5
1990	Sean Jones (DE)	12.5
1991	William Fuller (DE)	15
1992	Ray Childress (DE)	13
1993	Sean Jones (DE)	13
1994	Lamar Lathon (DE)	8.5
1995	Anthony Cook (DE)	4.5
	Henry Ford (DE)	4.5
1996	Anthony Cook (DE)	7.5
1997	Kenny Holmes (DE)	7
	Gary Walker (DT)	7
1998	Lonnie Marts (LB)	4
1999	Jevon Kearse (DE)	14.5
2000	Jevon Kearse (DE)	11.5
2001	Jevon Kearse (DE)	10.0
2002	Kevin Carter (DE)	10.0



## YEAR-BY-YEAR LEADERS

2003	Jevon Kearse (DE)	9.5
2004	Kevin Carter (DE)	6.0
2005	Kyle Vanden Bosch (DE)	12.5
2006	Kyle Vanden Bosch (DE)	6.5
2007	Kyle Vanden Bosch (DE)	12
2008	Albert Haynesworth (DT)	8.5
2009	Jacob Ford (DE)	5.5
2010	Jason Babin (DE)	12.5
2011	<i>Karl Klug (DT)</i>	7.0
2012	Derrick Morgan (DE)	6.5
2013	Jurrell Casey (DT)	10.5
2014	Derrick Morgan (OLB)	6.5
2015	Jurrell Casey (DT)	7.0
	Brian Orakpo (OLB)	7.0
2016	Brian Orakpo (OLB)	10.5
2017	Derrick Morgan (OLB)	7.5
2018	Jurrell Casey (DT)	7.0
2019	<b>Harold Landry III (OLB)</b>	<b>9.0</b>
2020	<b>Harold Landry III (OLB)</b>	<b>5.5</b>
2021	<b>Harold Landry III (OLB)</b>	<b>12.0</b>

### TACKLES (SINCE 1974)

Year	Player	Solo	Assist	Total
1974	Gregg Bingham (LB)	128	78	206
1975	Gregg Bingham (LB)	110	75	185
1976	Gregg Bingham (LB)	100	91	191
1977	Gregg Bingham (LB)	95	95	190
1978	Gregg Bingham (LB)	109	114	223
1979	Gregg Bingham (LB)	100	103	203
1980	Gregg Bingham (LB)	112	100	212
1981	Gregg Bingham (LB)	112	60	172
1982	Daryl Hunt (LB)	61	24	85
1983	Gregg Bingham (LB)	87	48	135
1984	Robert Abraham (LB)	106	92	198
1985	Avon Riley (LB)	80	67	147
1986	John Grimsley (LB)	112	87	199
1987	<i>Al Smith (LB)</i>	<i>46</i>	<i>56</i>	<i>102</i>
1988	John Grimsley (LB)	70	45	115
1989	John Grimsley (LB)	73	30	103
1990	Al Smith (LB)	78	26	104
1991	Al Smith (LB)	101	45	146
1992	Al Smith (LB)	70	52	122
1993	Al Smith (LB)	67	28	95
1994	Al Smith (LB)	97	45	142

Year	Player	Solo	Assist	Total
1995	Blaine Bishop (S)	75	22	97
1996	Blaine Bishop (S)	73	36	100
1997	Barron Wortham (LB)	61	36	97
1998	Joe Bowden (LB)	88	57	145
1999	Blaine Bishop (S)	83	30	113
	Eddie Robinson (LB)	64	49	113
2000	Randall Godfrey (LB)	97	72	169
2001	Randall Godfrey (LB)	79	32	111
2002	Keith Bulluck (LB)	116	64	180
2003	Keith Bulluck (LB)	110	61	171
2004	Keith Bulluck (LB)	108	63	171
2005	Keith Bulluck (LB)	106	44	150
2006	Keith Bulluck (LB)	107	54	161
2007	David Thornton (LB)	97	43	140
2008	Keith Bulluck (LB)	83	37	120
2009	Stephen Tulloch (LB)	95	37	132
2010	Stephen Tulloch (LB)	121	48	169
2011	Jordan Babineaux (S)	81	36	117
2012	Akeem Ayers (LB)	79	31	110
2013	Bernard Pollard (S)	93	49	142
2014	Wesley Woodyard (LB)	66	68	134
2015	Avery Williamson (LB)	79	58	137
2016	Avery Williamson (LB)	76	73	149
2017	Wesley Woodyard (LB)	104	68	172
2018	Wesley Woodyard (LB)	85	39	124
2019	Rashaan Evans (LB)	84	55	139
2020	<b>Kevin Byard (S)</b>	<b>79</b>	<b>32</b>	<b>111</b>
2021	<b>Kevin Byard (S)</b>	<b>58</b>	<b>30</b>	<b>88</b>



## INDIVIDUAL RECORDS: SERVICE

### Number of Games Played in Regular Season

1960–1977: 14 games  
 1978–1981, 1983–1986, 1988–2020: 16 games  
 1982: 9 games  
 1987: 15 games  
 2021–present: 17 games

### Most Seasons

19 Bruce Matthews, 1983-2001  
 16 Elvin Bethea, 1968-83  
 13 Brad Hopkins, 1993-2005  
 13 Brett Kern, 2009-21  
 12 Gregg Bingham, 1973-84  
 12 Mike Munchak, 1982-93  
 12 Craig Hentrich, 1998-09

### Most Seasons, Active

9 Taylor Lewan, 2014-22

### Most Games Played

296 Bruce Matthews, 1983-2001  
 210 Elvin Bethea, 1968-83  
 197 Brett Kern, 2009-21  
 194 Brad Hopkins, 1993-2005  
 177 Craig Hentrich, 1998-2009  
 173 Gregg Bingham, 1973-84  
 160 Ray Childress, 1985-95  
 159 Mike Munchak, 1982-93

157 Keith Bulluck, 2000-09  
 152 Benji Olson, 1998-2007  
 151 Al Del Greco, 1991-2000  
 148 Michael Roos, 2005-14  
 147 Robert Brazile, 1975-84  
 146 Ted Thompson, 1975-84  
 145 Zeke Moore, 1967-77  
 144 Rob Bironas, 2005-13  
 144 Ken Burrough, 1971-81  
 141 Michael Griffin, 2007-15  
 141 Warren Moon, 1984-93

### Most Games Played, Active

104 Taylor Lewan, 2014-22  
 98 Kevin Byard, 2016-22  
 97 Ben Jones, 2016-22

### Most Consecutive Games Played

232 Bruce Matthews, 1987-2001  
 177 Brett Kern, 2009-21  
 147 Robert Brazile, 1975-84  
 146 Craig Hentrich, 1998-2007  
 144 Rob Bironas, 2005-13  
 135 Beau Brinkley, 2012-20  
 135 Elvin Bethea, 1968-77  
 135 Keith Bulluck, 2000-09  
 134 Gregg Bingham, 1973-81  
 128 Eddie George, 1996-2003

### Most Consecutive Games Played, Active

98 Kevin Byard, 2016-22  
 45 Ryan Tannehill, 2019-22  
 41 Ben Jones, 2019-22

### Most Consecutive Games Started

229 Bruce Matthews, 1987-2001  
 147 Robert Brazile, 1975-84  
 135 Elvin Bethea, 1968-77  
 134 Gregg Bingham, 1973-81  
 128 Eddie George, 1996-2003  
 127 Keith Bulluck, 2001-09

### Most Consecutive Games Started, Active

89 Kevin Byard, 2016-22  
 44 Ryan Tannehill, 2019-22  
 41 Ben Jones, 2019-22

## INDIVIDUAL RECORDS: SCORING

### Most Seasons Leading Team

9 Rob Bironas, 2005-13  
 9 Al Del Greco, 1992-2000  
 7 George Blanda, 1960-66  
 5 Ryan Succop, 2014-18  
 5 Tony Zendejas, 1985-90

### Most Consecutive Seasons Leading Team

9 Rob Bironas, 2005-13  
 9 Al Del Greco, 1992-2000  
 7 George Blanda, 1960-66  
 5 Ryan Succop, 2014-18  
 5 Tony Zendejas, 1985-89

## POINTS

#### Career

1,060 Al Del Greco, 1991-2000 (322 PAT, 246 FG)  
 1,032 Rob Bironas, 2005-13 (315 PAT, 239 FG)  
 598 George Blanda, 1960-66 (4 TD, 301 PAT, 91 FG)  
 548 Tony Zendejas, 1985-90 (197 PAT, 117 FG)  
 529 Ryan Succop, 2014-19 (178 PAT, 117 FG)  
 450 Eddie George, 1996-2003 (74 TD, 3 two-point)  
 438 Earl Campbell, 1978-84 (73 TD)

#### Season

136 Ryan Succop, 2017 (31 PAT, 35 FG)  
 136 Al Del Greco, 1998 (28 PAT, 36 FG)  
 133 Rob Bironas, 2007 (28 PAT, 35 FG)  
 131 Al Del Greco, 1996 (35 PAT, 32 FG)  
 127 Rob Bironas, 2008 (40 PAT, 29 FG)

126 Al Del Greco, 1993 (39 PAT, 29 FG)  
 123 Gary Anderson, 2003 (42 PAT, 27 FG)

### Most Seasons, 100 or More Points

8 Al Del Greco, 1992-93, 1995-2000  
 7 Rob Bironas, 2007-13  
 3 Ryan Succop, 2016-18  
 2 George Blanda, 1960-61  
 2 Tony Zendejas, 1988-89  
 2 Derrick Henry, 2019-20

### Season, Rookie

92 Tony Zendejas, 1985 (29 PAT, 21 FG)  
 86 Roy Gerela, 1969 (29 PAT, 19 FG)  
 72 Bill Groman, 1960 (12 TD)

### Game

30 Billy Cannon, @ N.Y. Titans, 12/10/61 (5 TD)  
 26 Rob Bironas, @ Hou., 10/21/07 (8 FG, 2 PAT)  
 26 George Blanda, vs. L.A. Chargers, 9/18/60 (3 TD, 5 PAT, 1 FG)

### Game, Opponent

24 Art Powell, @ Oakland, 12/22/63  
 24 Corey Dillon, @ Cincinnati, 12/4/97  
 19 Robbie Gould, @ San Francisco, 12/17/17  
 19 Cody Parkey, @ Philadelphia, 11/23/14  
 19 Horst Muhlmann, vs. Cincinnati, 12/17/72

### Most Consecutive Games Scoring

67 Al Del Greco, 1994-00  
 46 Rob Bironas, 2006-08

## TOUCHDOWNS

#### Career

74 Eddie George, 1996-2003  
 73 Earl Campbell, 1978-84  
 68 Derrick Henry, 2016-22  
 58 Chris Johnson, 2008-13  
 51 Charlie Hennigan, 1960-66  
 48 Kenny Burrough, 1971-81  
 Ernest Givins, 1986-94

#### Season

19 Earl Campbell, 1979  
 18 Derrick Henry, 2019  
 18 Bill Groman, 1961

#### Game

5 Billy Cannon, @ N.Y. Titans, 12/10/61

### Game, Opponent

4 Art Powell, @ Oakland, 12/22/63  
 4 Bob Hayes, @ Dallas, 12/20/70  
 4 Corey Dillon, @ Cincinnati, 12/4/97  
 3 21 times, last by Antonio Brown, @ Pittsburgh, 11/16/17

### Most Consecutive Team Games Scoring TD

8 Bill Groman, 1961  
 6 DeMarco Murray, 2016  
 5 Derrick Henry, 2020  
 5 Derrick Henry, 2019  
 5 Hoyle Granger, 1967

# INDIVIDUAL RECORDS: SCORING

5	Ken Burrough, 1977
5	Earl Campbell, 1979
5	Earl Campbell, 1983
5	Chris Sanders, 1995
5	Eddie George, 1998-99
5	Kenny Britt, 2010

## POINTS AFTER TOUCHDOWNS

### Career

322	Al Del Greco, 1991-2000
315	Rob Bironas, 2005-13
301	George Blanda, 1960-66
197	Tony Zendejas, 1985-90
178	Ryan Succop, 2014-19
149	Toni Fritsch, 1977-81

### Season

64	George Blanda, 1961
48	George Blanda, 1962
	Tony Zendejas, 1988

### Game

8	George Blanda, vs. N.Y. Titans, 10/14/62
7	George Blanda, @ Denver, 11/5/61
7	George Blanda, vs. N.Y. Titans, 11/19/61
7	George Blanda, @ Oakland, 12/22/63
7	Teddy Garcia, vs. Cleveland, 12/9/90

### Most Made, Opponent, Game

8	Stephen Gostkowski, @ New England, 10/18/09
7	Mason Crosby, @ Green Bay, 12/23/12
7	Cotton Davidson, @ Oakland, 12/22/63
7	Horst Muhlmann, vs. Cincinnati, 12/17/72
7	Jim Breech, @ Cincinnati, 12/17/89
7	Sebastian Janikowski, @ Oakland, 9/29/02
7	Lawrence Tynes, vs. Kansas City, 12/13/04

### Most Consecutive PATs

285	Rob Bironas, 2006-13
229	Al Del Greco, 1993-2000
79	Gary Anderson, 2003-04
76	Al Del Greco, 1991-93
75	Skip Butler, 1972-76

### Most Two-Point Conversions, Career

3	Eddie George, 1996-2003
3	Haywood Jeffries, 1987-95
3	Steve McNair, 1995-2005
3	Ryan Tannehill, 2019-2022

### Most Two-Point Conversions, Season

3	Haywood Jeffries, 1994
---	------------------------

### Most Two-Point Conversions, Game

1	36 times, last by MyCole Pruitt at N.Y. Jets, 10/3/21 (pass)
---	--

### Most Two-Point Conversions, Opponent, Game

2	Charles Johnson @ Pittsburgh, 11/1/98 (pass, pass)
---	--

## FIELD GOALS

### Most Attempted, Career

295	Al Del Greco, 1991-2000
279	Rob Bironas, 2005-13
187	George Blanda, 1960-66
163	Tony Zendejas, 1985-90
140	Ryan Succop, 2014-19
122	Skip Butler, 1972-77

### Most Attempted, Season

42	Ryan Succop, 2017
40	Roy Gerela, 1969
39	Al Del Greco, 1998
39	Rob Bironas, 2007
38	Al Del Greco, 1996
37	Tony Zendejas, 1989
35	Al Del Greco, 1997

### Most Attempted, Game

8	Rob Bironas, @ Houston, 10/21/07
6	George Blanda, vs. N.Y. Titans, 10/9/60
6	George Blanda, vs. Denver, 9/14/63
6	Skip Butler, @ Cleveland, 10/12/75
6	Al Del Greco, vs. Atlanta, 12/5/93
6	Stephen Gostkowski, @ Minnesota, 9/27/20

### Most Attempted, Opponent, Game

7	Tom Dempsey, Philadelphia, 11/12/72
6	Roy Gerela, Pittsburgh, 12/9/73
6	Jim Breech, @ Cincinnati, 11/1/87
6	John Carney, @ San Diego, 9/19/93
6	Sebastian Janikowski, @ Oakland, 11/24/13
6	Robbie Gould, @ San Francisco, 12/17/17
6	Cody Parkey, @ Philadelphia, 11/23/14
6	Blair Walsh, Minnesota, 9/11/16

### Most Made, Career

246	Al Del Greco, 1991-2000
239	Rob Bironas, 2005-13
117	Ryan Succop, 2014-19
117	Tony Zendejas, 1985-90
91	George Blanda, 1960-66
81	Toni Fritsch, 1977-81

### Most Made, Season

36	Al Del Greco, 1998
35	Ryan Succop, 2017
35	Rob Bironas, 2007
32	Al Del Greco, 1996
29	Al Del Greco, 1993
29	Rob Bironas, 2008
29	Rob Bironas, 2011

### Most Made, Game

* 8	Rob Bironas, @ Houston, 10/21/07
6	Stephen Gostkowski, @ Minnesota, 9/27/20
5	Ryan Succop, vs. Indianapolis,

	10/16/17
5	Al Del Greco, @ Philadelphia, 12/3/2000
5	Roy Gerela, vs. Miami, 9/28/69
* Denotes NFL Record	

### Most Made, Opponent, Game

6	Robbie Gould, @ San Francisco, 12/17/17
6	Tom Dempsey, vs. Philadelphia, 11/12/72
6	John Carney, @ San Diego, 9/19/93
5	9 times, last by Nick Folk, @ New England, 11/28/21

### Most Consecutive Field Goals Made

20	Al Del Greco, 1998-99
20	Rob Bironas, 2007-08
20	Rob Bironas, 2010
20	Rob Bironas, 2011-12
19	Ryan Succop, 2016-17
19	Rob Bironas, 2007
18	Al Del Greco, 1995-96
16	Ryan Succop, 2017
15	Ryan Succop, 2014-15
14	Al Del Greco, 1999-2000
14	Rob Bironas, 2011

### Most Consecutive Games With Field Goal Made

20	Rob Bironas, 2009-10
19	Rob Bironas, 2006-07
13	Rob Bironas, 2011-12
12	Al Del Greco, 1998
12	Gary Anderson, 2003
12	Rob Bironas, 2008
10	George Blanda, 1964-65
10	George Blanda, 1966
10	Ryan Succop, 2016-17

### Longest Field Goal

60	Rob Bironas, vs. Indianapolis, 12/3/06
56	Al Del Greco, vs. San Francisco, 10/27/96
56	Rob Bironas, @ Denver, 11/19/07
55	Stephen Gostkowski, @ Minnesota, 9/27/20
55	Rob Bironas, vs. Denver, 10/3/10
55	Rob Bironas, vs. Houston, 12/29/13
55	George Blanda, vs. San Diego, 12/3/61
54	Stephen Gostkowski, @ Minnesota, 9/27/20
54	George Blanda, @ Oakland, 11/11/62
54	Skip Butler, @ Buffalo, 9/19/76
54	Al Del Greco, vs. Kansas City, 9/20/92
54	Ryan Succop, @ Buffalo, 10/7/18

### Longest Field Goal, Opponent

64	Matt Prater, @ Denver, 12/8/13
56	Jason Myers, @ Jacksonville, 12/24/16
56	Jason Elam, Denver, 11/26/95
55	Chris Bahr, @ Cincinnati, 9/23/79
55	Matt Stover, Cleveland, 11/17/91
54	(six times, last by Jason Myers, N.Y. Jets, 12/2/18)

## INDIVIDUAL RECORDS: SCORING

### Highest Field Goal Percentage, Career (100 made)

85.7	Rob Bironas, 2005-13, (239 of 279)
83.6	Ryan Succop, 2014-19 (117 of 140)
83.4	Al Del Greco, 1991-2000, (246 of 295)

### Season

92.3	Al Del Greco, 1998 (36 of 39)
92.3	Rob Bironas, 2010 (24 of 26)
91.7	Ryan Succop, 2016 (22 of 24)
90.6	Rob Bironas, 2011 (29 of 32)
89.7	Rob Bironas, 2007 (35 of 39)
87.9	Rob Bironas, 2008 (29 of 33)

87.5	Ryan Succop, 2015 (14 of 16)
87.1	Gary Anderson, 2003 (27 of 31)
87.1	Al Del Greco, 1995 (27 of 31)
86.7	Ryan Succop, 2018 (26 of 30)

## SAFETIES

### Most Safeties, Career

2	Elvin Bethea (1968-83)
2	James Young (1977-79)

### Most Safeties, Game

1	41 times, last by Cameron Wake at Cleveland (9/8/19), sack in end zone
---	--

## INDIVIDUAL RECORDS: RUSHING

### Most Seasons Leading Team

8	Eddie George, 1996-2003
6	Earl Campbell, 1978-84
6	Chris Johnson, 2008-13
5	<b>Derrick Henry</b> , 2017-21
4	Mike Rozier, 1985-90

### Most Consecutive Seasons Leading Team

8	Eddie George, 1996-2003
6	Earl Campbell, 1978-83
6	Chris Johnson, 2008-13
5	<b>Derrick Henry</b> , 2017-21
4	Mike Rozier, 1985-88

## ATTEMPTS

### Career

2,733	Eddie George, 1996-2003
1,979	Earl Campbell, 1978-84
1,742	Chris Johnson, 2008-13
1,422	<b>Derrick Henry</b> , 2016-22
1,000	Lorenzo White, 1988-94
910	Mike Rozier, 1985-90
907	Charles Tolar, 1960-66
773	Hoyle Granger, 1966-70, 72

### Season

403	Eddie George, 2000
378	<b>Derrick Henry</b> , 2020
373	Earl Campbell, 1980
368	Earl Campbell, 1979
361	Earl Campbell, 1981

### Game

39	Earl Campbell, vs. Seattle, 10/11/81
38	Earl Campbell, @ Kansas City, 10/12/80
37	Earl Campbell, vs. Cincinnati, 10/4/81

### Game, Opponent

39	Corey Dillon, @ Cincinnati, 12/4/97
34	Rodney Hampton, N.Y. Giants, 11/21/94
33	Le'Veon Bell, Pittsburgh, 11/17/14
32	Greg Pruitt, Cleveland, 12/3/81
32	Tony Collins, @ New England, 11/28/82
32	Melvin Gordon, @ San Diego, 11/6/16

## YARDS GAINED

### Career

10,009	Eddie George, 1996-2003
8,574	Earl Campbell, 1978-84
7,965	Chris Johnson, 2008-13
6,879	<b>Derrick Henry</b> , 2016-22
4,079	Lorenzo White, 1988-94
3,514	Hoyle Granger, 1966-70, 72
3,439	Steve McNair, 1995-05
3,426	Mike Rozier, 1985-90

### Season

2,027	<b>Derrick Henry</b> , 2020
2,006	Chris Johnson, 2009
1,934	Earl Campbell, 1980
1,697	Earl Campbell, 1979
1,540	<b>Derrick Henry</b> , 2019
1,509	Eddie George, 2000
1,450	Earl Campbell, 1978

### Season, Rookie

1,450	Earl Campbell, 1978
1,368	Eddie George, 1996
1,228	Chris Johnson, 2008
947	Rodney Thomas, 1995
756	Sid Blanks, 1964
652	Rob Carpenter, 1977

### Game

250	<b>Derrick Henry</b> @ Houston, 1/3/21
238	<b>Derrick Henry</b> vs. Jacksonville, 12/6/18
228	Chris Johnson vs. Jacksonville, 11/1/09
216	Billy Cannon, @ N.Y. Titans, 12/10/61
216	Eddie George, vs. Oakland, 8/31/97
215	<b>Derrick Henry</b> , at Jacksonville, 12/13/20
212	<b>Derrick Henry</b> , vs. Houston, 10/18/20
211	<b>Derrick Henry</b> , @ Houston, 12/29/19
206	Earl Campbell, @ Chicago, 11/16/80

### Game, Opponent

246	Corey Dillon, @ Cincinnati, 12/4/97
215	Eric Dickerson, @ L.A. Rams, 12/9/84

204	Le'Veon Bell, Pittsburgh, 11/17/14
201	James Brooks, @ Cincinnati, 12/23/90

### Longest Run

99	<b>Derrick Henry</b> vs. Jacksonville, 12/6/18 (TD)
94	<b>Derrick Henry</b> vs. Houston, 10/18/20 (TD)
94	Chris Johnson vs. N.Y. Jets, 12/17/12 (TD)
91	Chris Johnson vs. Houston, 9/20/09 (TD)
91	Sid Blanks vs. N.Y. Jets, 12/13/64 (TD)
89	Chris Johnson vs. Jacksonville, 11/1/09 (TD)
87	Marcus Mariota vs. Jacksonville, 12/6/15 (TD)
85	Chris Johnson vs. Arizona, 11/29/09 (TD)
83	Chris Johnson @ Buffalo, 10/21/12 (TD)
81	Earl Campbell vs. Miami, 11/20/78 (TD)

### Longest Run, Opponent

97	Lamar Miller, @ Houston, 11/26/18 (TD)
91	Wilbert Montgomery, @ Philadelphia, 12/19/82 (TD)
80	Donald Brown, @ Indianapolis, 12/18/11 (TD)
80	Corey Dillon at Cincinnati, 10/8/2000 (TD)
80	Wray Carlton, vs. Buffalo, 12/5/65 (TD)
79	Bill Mathis, @ N.Y. Jets, 11/21/65

### Most Seasons, 1,000 or More Yards

7	Eddie George, 1996-2000, 2002-03
6	Chris Johnson, 2008-13
5	Earl Campbell, 1978-81, 1983
3	<b>Derrick Henry</b> , 2018-20
1	Nine players, last by DeMarco Murray in 2016

### Most Consecutive Seasons, 1,000 or More Yards

6	Chris Johnson, 2008-13
5	Eddie George, 1996-2000
4	Earl Campbell, 1978-81

## INDIVIDUAL RECORDS: RUSHING

3 **Derrick Henry**, 2018-20  
2 Eddie George, 2002-03

### Most Games, 200 or More Yards, Season

4 Earl Campbell, 1980  
3 **Derrick Henry**, 2020

### Most Games, 100 or More Yards, Career

39 Earl Campbell, 1978-84  
36 Eddie George, 1996-03  
35 Chris Johnson, 2008-13  
25 **Derrick Henry**, 2016-22  
11 Hoyle Granger, 1966-70, 1972  
8 Mike Rozier, 1985-90

### Most Games, 100 or More Yards, Season

12 Chris Johnson, 2009  
11 Earl Campbell, 1979  
10 Earl Campbell, 1980  
10 **Derrick Henry**, 2020  
8 Chris Johnson, 2010  
8 Eddie George, 1997  
7 Hoyle Granger, 1967  
7 Earl Campbell, 1978, 1983

### Most Consecutive Games, 100 or More Yards

12 Chris Johnson, 2009-10  
7 Earl Campbell, 1979  
6 Earl Campbell, 1980  
5 Eddie George, 1998  
5 **Derrick Henry**, 2021

## AVERAGE GAIN

### Career (Minimum 750 attempts)

4.84 **Derrick Henry** (2016-22)  
4.57 Chris Johnson (2008-13)  
4.56 Hoyle Granger (1966-70, 1972)

4.33 Earl Campbell (1978-84)  
4.08 Lorenzo White (1988-94)

### Season

5.60 Chris Johnson, 2009  
5.36 **Derrick Henry**, 2020  
5.21 Sid Blanks, 1964  
5.18 Earl Campbell, 1980  
5.14 Gary Brown, 1993  
5.08 **Derrick Henry**, 2019  
5.05 Hoyle Granger, 1967

## TOUCHDOWNS

### Career

73 Earl Campbell, 1978-84  
65 **Derrick Henry**, 2016-22  
64 Eddie George, 1996-2003  
50 Chris Johnson, 2008-13  
36 Steve McNair, 1995-2005  
29 Lorenzo White, 1988-94  
27 Mike Rozier, 1985-90

### Season

19 Earl Campbell, 1979  
17 **Derrick Henry**, 2020  
16 **Derrick Henry**, 2019  
15 LenDale White, 2008  
14 Eddie George, 2000  
14 Chris Johnson, 2009

### Season, Rookie

13 Earl Campbell, 1978

### Game

4 **Derrick Henry**, vs. Jacksonville, 12/6/18  
4 Earl Campbell, vs. Miami, 11/20/78

4 Lorenzo White, vs. Cleveland, 12/9/90

### Game, Opponent

4 Corey Dillon, @ Cincinnati, 12/4/97  
3 12 times, last by Marshall Faulk, @ Ind., 9/4/94

### Most Consecutive Games, Rushing

#### Touchdown

6 Earl Campbell, 9/4/83–10/16/83  
5 **Derrick Henry**, 9/27/20–11/1/20  
5 **Derrick Henry**, 11/3/19–12/8/19  
5 Earl Campbell, 9/16/79–10/14/79  
5 DeMarco Murray, 10/16/16–11/13/16  
4 (Eight times, last by **Ryan Tannehill**, 12/20/20–9/12/21)

## INDIVIDUAL RECORDS: PASSING

### Most Seasons Leading Team

10 Warren Moon, 1984-93  
9 Dan Pastorini, 1971-79  
8 Steve McNair, 1997-2003, 2005

### Most Consecutive Seasons Leading Team

10 Warren Moon, 1984-93  
9 Dan Pastorini, 1971-79  
7 George Blanda, 1960-66  
7 Steve McNair, 1997-2003

## ATTEMPTS

### Career

4,546 Warren Moon, 1984-93  
3,871 Steve McNair, 1995-2005  
2,784 George Blanda, 1960-66  
2,767 Dan Pastorini, 1971-79  
1,765 Marcus Mariota, 2015-19  
1,331 **Ryan Tannehill**, 2019-22  
1,190 Vince Young, 2006-10  
1,081 Kerry Collins, 2006-10  
824 Pete Beathard, 1967-69  
739 Ken Stabler, 1980-81

### Season

655 Warren Moon, 1991  
584 Warren Moon, 1990  
531 **Ryan Tannehill**, 2021  
520 Warren Moon, 1993  
518 Matt Hasselbeck, 2011  
505 George Blanda, 1964  
492 Steve McNair, 1998  
492 Steve McNair, 2002

### Game

68 George Blanda, @ Buffalo, 11/1/64  
60 George Blanda, vs. Oakland, 11/7/65  
60 Billy Volek, @ Oakland, 12/19/04

### Game, Opponent

61 Colt McCoy, @ Cleveland, 10/2/11  
59 Peyton Manning, @ Denver, 12/8/13  
54 Matt Barkley, @ Chicago, 11/27/16  
54 Blake Bortles, Jacksonville, 10/27/16  
54 Matt Schaub, Houston, 12/19/10  
54 Eric Zeier, @ Cleveland, 11/5/95  
53 (four times, last by Matt Ryan, @ Atlanta, 9/29/19)

## COMPLETIONS

### Career

2,632 Warren Moon, 1984-93  
2,305 Steve McNair, 1995-2005  
1,426 Dan Pastorini, 1971-79  
1,347 George Blanda, 1960-66  
1,110 Marcus Mariota, 2015-19  
893 **Ryan Tannehill**, 2019-22  
689 Vince Young, 2006-10  
613 Kerry Collins, 2006-10  
458 Ken Stabler, 1980-81

### Season

404 Warren Moon, 1991  
362 Warren Moon, 1990  
357 **Ryan Tannehill**, 2021  
319 Matt Hasselbeck, 2011  
315 **Ryan Tannehill**, 2020  
303 Warren Moon, 1993  
301 Steve McNair, 2002  
293 Ken Stabler, 1980

### Game

41 Warren Moon, vs. Dallas, 11/10/91  
40 Billy Volek, @ Oakland, 12/19/04



## INDIVIDUAL RECORDS: PASSING

39	Billy Volek, @ San Diego, 10/3/04
37	George Blanda, @ Buffalo, 11/1/64
36	Ryan Fitzpatrick, vs. Arizona, 12/15/13
36	Warren Moon, vs. Seattle, 11/7/93

### Game, Opponent

40	Colt McCoy, @ Cleveland, 10/2/11
39	Peyton Manning, @ Denver, 12/8/13
37	Peyton Manning, @ Indianapolis, 11/3/02
36	Tim Couch, Cleveland, 9/22/02
36	Peyton Manning, Indianapolis, 10/11/09
36	Drew Brees, New Orleans, 12/11/11
36	Patrick Mahomes, Kansas City, 11/10/19
36	Nick Foles, Chicago, 11/8/20

### Consecutive Completions in a Game (Since 1997)

19	Marcus Mariota, @ Houston, 11/26/18
15	Marcus Mariota, vs. Philadelphia, 9/30/18

### Consecutive Completions to Begin a Game (Since 1997)

19	Marcus Mariota, @ Houston, 11/26/18
10	Marcus Mariota, vs. Green Bay, 11/13/16
10	Steve McNair, @ New England, 9/20/98

## COMPLETION PERCENTAGE

### Career (Minimum 1,500 attempts)

62.9	Marcus Mariota, 2015-19 (1,110 of 1,765)
59.5	Steve McNair, 1995-2005 (2,305 of 3,871)
57.9	Warren Moon, 1984-93 (2,632 of 4,546)
51.5	Dan Pastorini, 1971-79 (1,426 of 2,767)
48.4	George Blanda, 1960-66 (1,347 of 2,784)

### Season

70.3	<b>Ryan Tannehill</b> , 2019 (201 of 286)
68.9	Marcus Mariota, 2018 (228 of 331)
67.2	<b>Ryan Tannehill</b> , 2021 (357 of 531)
65.6	Cody Carlson, 1992 (149 of 227)
65.5	<b>Ryan Tannehill</b> , 2020 (315 of 481)
64.7	Warren Moon, 1992 (224 of 346)
64.5	Ken Stabler, 1980 (293 of 454)
63.2	Chris Chandler, 1995 (225 of 356)
62.6	Steve McNair, 2000 (248 of 396)
62.5	Steve McNair, 2003 (250 of 400)

### Game (Min. 20 attempts)

95.7	Marcus Mariota, @ Houston, 11/26/18 (22 of 23)
88.5	Chris Chandler, @ Cincinnati, 9/24/95 (23 of 26)
85.7	Ken Stabler, vs. Baltimore, 9/21/80 (18 of 21)

82.6	Steve McNair, vs. Indianapolis, 12/8/02 (19 of 23)
82.6	Warren Moon, vs. Miami, 10/1/89 (19 of 23)
82.1	Ken Stabler, @ Cleveland, 9/15/80 (23 of 28)
81.8	Marcus Mariota, vs. Jacksonville, 10/27/16 (18 of 22)
80.0	Chris Chandler, @ Cleveland, 11/5/95 (16 of 20)

## YARDS GAINED

### Career

33,685	Warren Moon, 1984-93
27,141	Steve McNair, 1995-2005
19,149	George Blanda, 1960-66
16,846	Dan Pastorini, 1971-79
13,207	Marcus Mariota, 2015-19
10,561	<b>Ryan Tannehill</b> , 2019-22
8,098	Vince Young, 2006-10
6,804	Kerry Collins, 2006-10
5,190	Ken Stabler, 1980-81
5,128	Pete Beathard, 1967-69

### Season

4,690	Warren Moon, 1991
4,689	Warren Moon, 1990
3,819	<b>Ryan Tannehill</b> , 2020
3,734	<b>Ryan Tannehill</b> , 2021
3,631	Warren Moon, 1989
3,571	Matt Hasselbeck, 2011
3,489	Warren Moon, 1986
3,485	Warren Moon, 1993

### Game

527	Warren Moon, @ Kansas City, 12/16/90
492	Billy Volek, @ Oakland, 12/19/04
464	George Blanda, @ Buffalo, 10/29/61
457	Jacky Lee, @ Boston, 10/13/61
432	Warren Moon, vs. Dallas, 11/10/91

### Game, Opponent

446	Patrick Mahomes, Kansas City, 11/10/19
425	Peyton Manning, @ Indianapolis, 12/5/04
407	Tom Flores, @ Oakland, 12/22/63
406	Tony Romo, @ Dallas, 10/10/10
397	Peyton Manning, @ Denver, 12/8/13
397	Matt Ryan, @ Atlanta, 9/29/19
393	Andrew Luck, @ Indianapolis, 9/28/14
389	Drew Brees, @ New Orleans, 11/8/15
389	Jim McMahon, @ San Diego, 9/17/89

### Most Seasons, 3,000 or More Passing Yards

6	Warren Moon, 1984-93
5	Steve McNair, 1998, 2001-03, 2005
3	George Blanda, 1961, 1963-64

### Most Games, 400 or More Passing Yards, Career

4	Warren Moon, 1984-93
2	Billy Volek, 2000-06
2	George Blanda, 1960-66

1	Ryan Fitzpatrick, 2013
1	Jacky Lee, 1960-63; 1966-67
1	Steve McNair, 1995-2005

### Most Games, 400 or More Passing Yards, Season

2	Billy Volek, 2004
2	George Blanda, 1961
2	Warren Moon, 1991

### Most Games, 300 or More Passing Yards, Career

38	Warren Moon, 1984-93
15	George Blanda, 1960-66

### Most Games, 300 or More Passing Yards, Season

9	Warren Moon, 1990
6	Warren Moon, 1991

### Most Consecutive Games, 300 or More Passing Yards

4	Warren Moon, 1990
3	George Blanda, 1964
3	Warren Moon, 1985
3	Warren Moon, 1991

### Longest Pass Completion (All TDs)

98	Jacky Lee (to Willard Dewveall), vs. S.D., 11/25/62
95	George Blanda (to Dick Compton), vs. Buffalo, 12/5/65
92	Jacky Lee (to Bill Groman), vs. Denver, 11/20/60

### Longest Pass Completion, Opponent (All TDs)

94	Jack Kemp (to Glenn Bass), Buffalo, 10/11/64
90	John McCormick (to Bob Scarpitto), @ Den 10/17/65

## TOUCHDOWN PASSES

### Career

196	Warren Moon, 1984-93
165	George Blanda, 1960-66
156	Steve McNair, 1995-2005
96	Dan Pastorini, 1971-79

### Season

36	George Blanda, 1961
33	Warren Moon, 1990
33	<b>Ryan Tannehill</b> , 2020
27	George Blanda, 1962
26	Marcus Mariota, 2016
24	Steve McNair, 2003
24	George Blanda, 1963
24	George Blanda, 1960

### Game

7*	George Blanda, vs. N.Y. Titans, 11/19/61
6	George Blanda, vs. N.Y. Titans, 10/14/62
5	Steve McNair, vs. Jacksonville, 12/26/99
5	Warren Moon, at Cincinnati, 10/11/92



## INDIVIDUAL RECORDS: PASSING

5 Warren Moon, at Cleveland, 11/18/90

5 Warren Moon, vs. Cincinnati, 10/14/90

\* Tied for NFL record

### Game, Opponent

6 Tom Flores, @ Oakland, 12/22/63

6 Tom Brady, @ New England, 10/18/09

6 Ryan Fitzpatrick, @ Houston, 11/30/14

5 Joe Namath, @ N.Y. Jets, 9/18/66

5 Craig Morton, @ Dallas, 12/20/70

5 Jim Kelly, Buffalo, 9/24/89

5 Kerry Collins, @ Oakland, 12/19/04

5 Ben Roethlisberger, @ Pittsburgh, 10/9/11

5 Blake Bortles, Jacksonville, 12/6/15

### Most Consecutive Games, Touchdown Pass

23 Steve McNair, 2001-2002

21 Warren Moon, 1990-91

17 Warren Moon, 1992-93

15 George Blanda, 1963-64

14 George Blanda, 1964-65

14 Ryan Tannehill, 2020-21

## HAD INTERCEPTED

### Career

189 George Blanda, 1960-66

166 Warren Moon, 1984-93

139 Dan Pastorini, 1971-79

### Season

42 George Blanda, 1962

28 Ken Stabler, 1980

26 Warren Moon, 1986

### Game

6 George Blanda, @ Buffalo, 9/9/62

6 George Blanda, vs. Denver, 11/14/65

### Game, Opponent

6 Joe Namath, @ N.Y. Jets, 10/15/67

6 Bobby Hebert, Atlanta, 12/5/93

5 Rick Norton, @ Miami, 11/23/69

5 Keith Null, St. Louis, 12/13/09

4 8 times, last by Mark Sanchez, N.Y. Jets, 12/17/12

### Most Consecutive Passes Attempted, No INT's

205 Marcus Mariota, 2018-19

161 Kerry Collins, 2008

159 Jake Locker, 2012-13

154 Billy Joe Tolliver, 1994

### Most Attempts, No Interceptions, Game

56 Warren Moon, vs. Dallas, 11/10/91

## PASSER RATING

### Career (minimum 1,500 attempts)

89.6 Marcus Mariota, 2015-19

83.3 Steve McNair, 1995-05

80.4 Warren Moon, 1984-93

62.5 George Blanda, 1960-66

61.0 Dan Pastorini, 1971-79

### Season (minimum 14 att. per team game)

117.5 Ryan Tannehill, 2019

106.5 Ryan Tannehill, 2020

100.4 Steve McNair, 2003

96.8 Warren Moon, 1990

95.6 Marcus Mariota, 2016

92.3 Marcus Mariota, 2018

91.5 Marcus Mariota, 2015

91.3 George Blanda, 1961

90.2 Steve McNair, 2001

### Game (minimum 20 attempts)

158.3 Chris Chandler, @ Cincinnati, 9/24/95

149.8 Marcus Mariota, vs. Green Bay, 11/13/16

148.1 Marcus Mariota, vs. Jacksonville, 10/27/16

147.7 Marcus Mariota, @ Houston, 11/26/18

146.8 Steve McNair, vs. Houston, 10/12/03

146.1 Warren Moon, @ Cleveland, 11/18/90

145.8 Ryan Tannehill, vs. Detroit, 12/20/20

145.7 Ryan Tannehill, vs. Jacksonville, 9/20/20

145.1 Warren Moon, vs. Buffalo, 11/26/90

143.1 Chris Chandler, vs. Denver, 11/26/95

## INDIVIDUAL RECORDS: PASS RECEIVING

## RECEPTIONS

### Most Seasons Leading Team

7 Ken Burrough, 1971-81

5 Haywood Jeffires, 1987-95

5 Frank Wycheck, 1996-2000

### Most Consecutive Seasons Leading Team

6 Ken Burrough, 1974-79

5 Frank Wycheck, 1996-2000

4 Delanie Walker, 2014-2017

4 Charlie Hennigan, 1961-64

4 Derrick Mason, 2001-04

3 A.J. Brown, 2019-21

3 Alvin Reed, 1968-70

### Career

542 Ernest Givins, 1986-94

515 Haywood Jeffires, 1987-95

482 Frank Wycheck, 1995-2002

480 Drew Hill, 1985-91

453 Derrick Mason, 1997-2004

410 Charlie Hennigan, 1960-66

408 Ken Burrough, 1971-81

### Season

101 Charlie Hennigan, 1964

100 Haywood Jeffires, 1991

96 Derrick Mason, 2004

95 Derrick Mason, 2003

94 Delanie Walker, 2015

94 Kendall Wright, 2013

90 Drew Hill, 1991

90 Haywood Jeffires, 1992

### Game

13 Charlie Hennigan, @ Boston, 10/13/61

13 Haywood Jeffires, @ N.Y. Jets, 10/13/91

13 Drew Bennett, @ Oakland, 12/19/04

12 Sid Blanks, @ San Diego, 9/12/64

12 Charlie Hennigan, @ Buffalo, 11/1/64

12 Charlie Hennigan, vs. Boston, 11/29/64

12 Derrick Mason, vs. Baltimore, 11/12/01

12 Derrick Mason, @ NYG, 12/1/02

12 Derrick Mason, @ San Diego, 10/3/04

12 Drew Bennett, vs. KC, 12/13/04

12 Kendall Wright, vs. Arizona, 12/15/13

### Game, Opponent

12 Cris Carter, @ Minnesota, 10/8/95

12 Brian Westbrook, @ Philadelphia, 11/19/06

## INDIVIDUAL RECORDS: PASS RECEIVING

12	Chad Johnson, @ Cincinnati, 11/25/07
12	Reggie Wayne, @ Indianapolis, 12/30/07
12	Jordy Nelson, @ Green Bay, 11/13/16
12	Michael Thomas, New Orleans, 12/22/19
11	12 times, last by Cooper Kupp, at L.A. Rams, 11/7/21

### Most Consecutive Games, Pass Reception

99	Frank Wycheck, 1996-2002
83	Delanie Walker, 2013-19
82	Ernest Givins, 1988-93
82	Charlie Hennigan, 1960-66
80	Ken Burrough, 1971-78
76	Drew Hill, 1986-91
71	Nate Washington, 2009-13
63	Kendall Wright, 2012-16
58	Bob McLeod, 1961-66
55	Charley Frazier, 1962-68

### Most Seasons, 50 or More Pass Receptions

8	Ernest Givins, 1986-93
6	Drew Hill, 1985-86, 1988-91
6	Haywood Jeffires, 1990-95
6	Frank Wycheck, 1996-2001
5	Delanie Walker, 2013-17
5	Derrick Mason, 2000-04
4	Charlie Hennigan, 1961-64
3	A.J. Brown, 2019-21
3	Curtis Duncan, 1990-92
3	Kendall Wright, 2012-14

## YARDS

#### Career

7,935	Ernest Givins, 1986-94
7,477	Drew Hill, 1985-91
6,907	Ken Burrough, 1971-81
6,823	Charlie Hennigan, 1960-66
6,119	Haywood Jeffires, 1987-95

#### Season

1,746	Charlie Hennigan, 1961
1,561	Charlie Hennigan, 1964

#### Game

272	Charlie Hennigan, @ Boston, 10/13/61
245	Haywood Jeffires, @ Kansas City, 12/16/90
233	Drew Bennett, vs. Kansas City, 12/13/04
232	Charlie Hennigan, @ Buffalo, 10/29/61
225	Kenny Britt, vs. Philadelphia, 10/24/10
210	Drew Hill, @ Indianapolis, 12/22/85

#### Game, Opponent

247	Art Powell, @ Oakland, 12/22/63
238	DeAndre Hopkins, @ Houston, 11/30/14
212	Don Maynard, @ N.Y. Jets, 10/20/69
210	Bake Turner, N.Y. Jets, 11/10/63

### Longest Pass Reception (All TDs)

98	Willard Dewveall, vs. San Diego, 11/25/62
95	Dick Compton, vs. Buffalo, 12/5/65
92	Bill Groman, vs. Denver, 11/20/60

### Longest Pass Reception, Opponent (All TDs)

94	Glenn Bass, Buffalo, 10/11/64
90	Bob Scarpitto, @ Denver 10/17/65
86	Warrick Dunn, @ Atlanta, 11/23/03

### Most Seasons, 1,000 or More Yds. Pass Receiving, Career

4	Derrick Mason, 2001-04
3	Charlie Hennigan, 1960-66
3	Drew Hill, 1985-91

### Most Cons. Seasons, 1,000 or More Yds. Pass Rec., Career

4	Derrick Mason, 2001-04
2	A.J. Brown, 2019-20
2	Charlie Hennigan, 1963-64
2	Tim Smith, 1983-84

### Most Games, 100 or More Yards Pass Receiving, Career

26	Charlie Hennigan, 1960-66
24	Drew Hill, 1985-91
18	Ernest Givins, 1986-94

### Most Games, 100 or More Yards Pass Receiving, Season

9	Charlie Hennigan, 1964
---	------------------------

## TOUCHDOWNS

#### Career

51	Charlie Hennigan, 1960-66
47	Ken Burrough, 1971-81
47	Drew Hill, 1985-91
47	Haywood Jeffires, 1987-95
46	Ernest Givins, 1986-94

#### Season

17	Bill Groman, 1961
12	Bill Groman, 1960
12	Charlie Hennigan, 1961
12	Charles Frazier, 1966

#### Game

3	17 times, last by Kenny Britt, vs. Philadelphia, 10/24/10
---	---

#### Game, Opponent

4	Art Powell, @ Oakland, 12/22/63
4	Bob Hayes, @ Dallas, 12/20/70
3	12 times, last by Davante Adams, @ Green Bay, 12/27/20

### Most Consecutive Games Catching TD Pass

8	Bill Groman, 10/1/1961–11/19/1961
6	Bill Groman, 10/16/1960–11/25/1960
5	A.J. Brown, 10/13/2020–11/8/2020
5	Kenny Britt, 9/26/2010–10/24/2010
5	Chris Sanders, 11/12/1995–12/10/1995
5	Ken Burrough, 11/6/1977–12/4/1977
4	Kenny Britt, 12/26/2010–9/18/2011

4	Justin McCareins, 11/9/2003–12/1/2003
4	Kevin Dyson, 11/4/2001–11/25/2001
4	Willie Davis, 9/1/1996–09/29/1996
4	Curtis Duncan, 10/25/1987–11/15/1987
4	Dave Casper, 9/19/1982–12/5/1982
4	Charlie Hennigan, 11/19/1961–12/10/1961

## RECEIVING AVERAGE

### Career (minimum 200 receptions)

16.9	Ken Burrough, 1971-81
16.6	Charlie Hennigan, 1960-66
15.6	Drew Hill, 1985-91
15.1	Tim Smith, 1980-86
15.0	Nate Washington, 2009-14
14.8	Drew Bennett, 2001-06
14.6	Ernest Givins, 1986-94
13.8	Corey Davis, 2017-20
13.5	Derrick Mason, 1997-04

### Season (minimum 32 receptions per 16 games)

23.5	Chris Sanders, 1995
23.5	Bill Groman, 1961
22.0	Charlie Joiner, 1971
21.3	Charlie Hennigan, 1961
20.5	Bill Groman, 1960
20.2	A.J. Brown, 2019
20.2	Drew Hill, 1987
20.1	Ken Burrough, 1975
19.8	Charley Frazier, 1966

### Game (minimum 3 receptions)

60.7	Bill Groman, vs. Den, 11/20/60 (3 rec.)
46.3	Willard Dewveall, at SD, 11/25/62 (3 rec.)
44.7	Bill Groman, vs. Den, 11/05/61 (3 rec.)
42.0	Ernest Givins, at Cle, 11/22/87 (3 rec.)
41.3	Drew Bennett, at Ind, 12/05/04 (3 rec.)
40.7	Derrick Mason, vs. Cle, 12/02/01 (3 rec.)
40.0	Butch Woolfolk, vs. Mia, 09/08/85 (3 rec.)

## INDIVIDUAL RECORDS: PUNTING

### PUNTS

#### Career

923	Brett Kern, 2009-21
861	Craig Hentrich, 1998-09
522	Jim Norton, 1960-68
431	Cliff Parsley, 1977-82
316	Dan Pastorini, 1971-79
310	Greg Montgomery, 1988-93

#### Season

96	Rich Camarillo, 1994
93	Cliff Parsley, 1979
91	Cliff Parsley, 1978

#### Game

11	Rich Camarillo, vs. Pittsburgh, 11/6/94
11	Rich Camarillo, @ Pittsburgh, 12/3/95
10	10 times, last by Brett Kern, at Miami, 10/8/17

#### Game, Opponent

11	Wayne Crow, @ Oakland, 9/11/60
11	Bob Parsons, Chicago, 11/6/77
11	Mark Royals, Pittsburgh, 11/6/94
10	7 times, last by Donnie Jones, Houston, 12/2/12

#### Longest Punt

79	Brett Kern, vs. Indianapolis, 12/28/14
79	Jim Norton, vs. Kansas City, 11/22/64
78	Craig Hentrich, @ Pittsburgh, 1/2/2000
77	Greg Montgomery, @ San Diego, 9/19/93

#### Longest Punt, Opponent

78	Paul Maguire, @Buffalo, 9/21/69
78	Marv Bateman, @Buffalo, 9/19/76
74	Chris Hanson, Jacksonville, 11/20/05

### AVERAGE GROSS YARDS

#### Career (minimum 250 attempts)

45.9	Brett Kern, 2009-21
43.6	Greg Montgomery, 1988-93
42.9	Craig Hentrich, 1998-2009
42.1	Jim Norton, 1960-68

#### Season

49.7	Brett Kern, 2017
47.6	Brett Kern, 2012
47.4	Brett Kern, 2015
47.2	Craig Hentrich, 1998
47.1	Brett Kern, 2019
47.1	Brett Kern, 2018
46.9	Greg Montgomery, 1992
46.8	Brett Kern, 2014
45.8	Brett Kern, 2020
45.6	Greg Montgomery, 1993
45.0	Greg Montgomery, 1990

#### Game (4 punts)

60.5	Brett Kern, vs. Pittsburgh, 10/25/20
59.2	Greg Montgomery vs. Buffalo, 12/27/92
57.6	Greg Montgomery @ San Diego, 9/19/93
57.5	Craig Hentrich vs. Jacksonville, 11/4/01
57.0	<b>Ryan Stonehouse</b> , vs. N.Y. Giants, 9/11/22
56.8	Brett Kern vs. Seattle, 9/24/17
56.5	Brett Kern vs. Cincinnati, 11/12/17
55.3	Craig Hentrich vs. Pittsburgh, 11/15/98
54.9	Brett Kern @ Miami, 10/8/17
54.7	Brett Kern vs. Indianapolis, 12/28/14

#### Game, Opponent (4 punts)

58.3	Rohn Stark, @ Indianapolis, 9/13/92
55.4	Brad Maynard, vs. N.Y. Giants, 10/1/00
55.3	Dave Jennings, @ N.Y. Giants, 12/5/82
55.1	Paul Maguire, @ Buffalo, 9/21/69
55.0	Lee Johnson, vs. Cincinnati, 10/24/93
55.0	Chris Jones, vs. Dallas, 9/14/14

### AVERAGE NET YARDS (SINCE 1976)

#### Career (minimum 250 attempts)

40.8	Brett Kern, 2009-21
37.2	Craig Hentrich, 1998-09
36.6	Greg Montgomery, 1988-93
32.3	Cliff Parsley, 1977-82

#### Season (minimum 40 attempts per 16 games)

44.6	Brett Kern, 2017
------	------------------

43.1	Brett Kern, 2019
41.7	Brett Kern, 2018
40.8	Brett Kern, 2014
40.4	Brett Kern, 2021
40.4	Brett Kern, 2012
40.3	Brett Kern, 2015
39.7	Brett Kern, 2013
39.4	Brett Kern, 2011
39.2	Craig Hentrich, 1998
39.1	Greg Montgomery, 1993

#### Game (minimum 4 punts)

50.2	Brett Kern @ Miami, 10/8/17
49.8	Brett Kern vs. Kansas City, 11/10/19
49.8	Greg Montgomery vs. San Diego, 9/19/93
49.4	Greg Montgomery vs. Buffalo, 12/27/92
49.2	Brett Kern vs. Buffalo, 10/6/19
49.0	Brett Kern @ Jacksonville, 11/25/12
48.8	Brett Kern @ Baltimore, 11/9/14
48.7	Brett Kern vs. Houston, 10/26/14
48.6	Brett Kern @ San Diego, 9/16/12
48.5	Craig Hentrich vs. Jacksonville, 11/4/01
48.2	Brett Kern vs. Seattle, 9/24/17

#### Game, Opponent (minimum 4 punts)

59.5	Rohn Stark, @ Indianapolis, 9/13/92
50.0	Pat McAfee, vs. Indianapolis, 9/27/15
49.8	Pat McAfee, @ Indianapolis, 12/9/12
49.5	Shane Lechler, vs. Oakland, 9/12/10
49.4	Matt Haack, @ Miami, 10/8/17
49.3	Josh Miller, vs. Pittsburgh, 11/21/99
49.0	Kevin Huber, @ Cincinnati, 9/21/14
48.0	Ben Graham, vs. Arizona, 11/29/09
48.0	Brian Hansen, vs. N.Y. Jets, 12/24/94
47.8	Bryan Anger, @ Houston, 12/29/19

## INDIVIDUAL RECORDS: PUNT RETURNS

#### Most Seasons Leading Team

5	Carl Roaches, 1980-84
5	Derrick Mason, 1998-2001, 2004
4	Billy Johnson, 1974-80
4	Bobby Jancik, 1962-67

#### Most Consecutive Seasons Leading Team

5	Carl Roaches, 1980-84
4	Billy Johnson, 1974-80
4	Bobby Jancik, 1962-67

4	Derrick Mason, 1998-2001
---	--------------------------

### PUNT RETURNS

#### Career

182	Derrick Mason, 1997-2004
155	Billy Johnson, 1974-80
151	Carl Roaches, 1980-84
104	Willie Drewrey, 1985-88, 1993

102	Marc Mariani, 2010-11, 2016
-----	-----------------------------

#### Season

51	Derrick Mason, 2000
47	Carl Roaches, 1980
46	Marc Mariani, 2011
41	Willie Drewrey, 1993
40	Billy Johnson, 1975
39	Carl Roaches, 1981
38	Billy Johnson, 1976

## INDIVIDUAL RECORDS: PUNT RETURNS

Game	
8	Pacman Jones, @ Miami, 12/24/05
7	Billy Johnson, vs. Tampa Bay, 9/12/76
7	Willie Drewrey, vs. Indianapolis, 11/23/86

Game, Opponent	
7	Mike Fuller, San Diego, 12/17/78
7	Ron Fellows, Dallas, 12/13/82
7	Eric Metcalf, Cleveland, 11/8/92
6	6 times, last by Travis Benjamin, @ Cleveland, 9/20/15

### YARDS GAINED

Career	
2,040	Billy Johnson, 1974-80
1,590	Derrick Mason, 1997-2004
1,095	Carl Roaches, 1980-84
1,054	Marc Mariani, 2010-11, 2016
771	Willie Drewrey, 1985-88, 1993

Season	
662	Derrick Mason, 2000
612	Billy Johnson, 1975
539	Billy Johnson, 1977

Game	
160	Darius Reynaud, vs. Jacksonville, 12/30/12
127	Billy Johnson, vs. Cincinnati, 10/5/75
117	Derrick Mason, vs. Cleveland, 11/19/2000
113	Billy Johnson, @ San Francisco, 12/7/75
110	Billy Johnson, vs. Cleveland, 10/16/77
104	Billy Johnson, @ Cleveland, 9/22/74

104	Carl Roaches, @ Cincinnati, 9/28/80
103	Billy Johnson, vs. N.Y. Jets, 9/18/77
103	Marc Mariani, @ Carolina, 11/13/11
101	Pacman Jones, vs. New England, 12/31/06

Game, Opponent	
161	Pete Athas, New Orleans, 10/3/76
154	Travis Benjamin, @ Cleveland, 9/20/15
133	Bruce Taylor, San Francisco, 11/15/70
126	Billy Johnson, Boston, 11/5/67
105	Dennis Northcutt, Cleveland, 9/22/02
102	R.W. McQuarters, Chicago, 11/14/04
100	Jon Staggers, Green Bay, 11/19/72

Longest Punt Return (All TDs)	
90	Pacman Jones, @ Philadelphia, 11/19/06
87	Billy Johnson, vs. Cleveland, 10/16/77
87	Marc Mariani, vs. Washington, 11/21/10
83	Billy Johnson, vs. Miami, 11/16/75

Longest Return, Opponent (All TDs)	
93	Bill Baird, N.Y. Jets, 11/10/63
85	Jon Staggers, Green Bay, 11/19/72
83	Phillip Buchanan, @ Oakland, 9/29/02
82	Keith Moody, Buffalo, 10/15/78
82	Corey Sawyer, Cincinnati, 9/25/94

### YARDAGE AVERAGE

Career	
13.2	Billy Johnson, 1974-80

Season	
15.4	Billy Johnson, 1977

### TOUCHDOWNS

Career	
5	Billy Johnson, 1974-80
4	Pacman Jones, 2005-06

Season	
3	Billy Johnson, 1975
3	Pacman Jones, 2006

Game	
2	Darius Reynaud, vs. Jacksonville (69 and 81 yards), 12/30/12
1	19 times, last by Tommie Campbell (65 yds), vs. Detroit, 9/23/12

Game, Opponent	
1	15 times, last by Jakeem Grant (74 yds), @ Miami, 10/9/16

## INDIVIDUAL RECORDS: KICKOFF RETURNS

### KICKOFF RETURNS

#### Most Seasons Leading Team

4	Billy Jancik, 1962-67
4	Billy Johnson, 1974-80
4	Carl Roaches, 1980-84

#### Most Consecutive Seasons Leading Team

4	Billy Johnson, 1974-77
---	------------------------

Career	
158	Bobby Jancik, 1962-67
156	Derrick Mason, 1997-2004
150	Carl Roaches, 1980-84
121	Billy Johnson, 1974-80
118	Marc Mariani, 2010-11, 2016
111	Mel Gray, 1995-97

Season	
60	Marc Mariani, 2010
53	Darius Reynaud, 2012

53	Mel Gray, 1995
50	Mel Gray, 1996
50	Bobby Wade, 2006
45	Bobby Jancik, 1963
43	Pacman Jones, 2005
42	Mike Archie, 1998
42	Derrick Mason, 2000

Game	
8	Bobby Jancik, vs. Boston, 12/8/63
8	Bobby Jancik, @ Oakland, 12/22/63
8	Jason McAddley, vs. Denver, 12/25/04

Game, Opponent	
8	Brian Baschnagel, Chicago, 11/6/77
8	Antonio Chatman, @ Green Bay, 12/12/04
7	Bo Roberson, @ Oakland, 12/22/63
7	Glyn Milburn, Denver, 11/26/95
7	David Dunn, @ Cincinnati, 9/24/95
7	Aveion Cason, @ Detroit, 11/27/08

7	Deji Karim, @ Jacksonville, 10/18/10
7	Michael Walker, vs. Jacksonville, 11/24/19

### YARDS GAINED

Career	
4,185	Bobby Jancik, 1962-67
3,496	Derrick Mason, 1997-2004
3,276	Carl Roaches, 1980-84
2,902	Billy Johnson, 1974-80
2,838	Marc Mariani, 2010-11, 2016
2,592	Mel Gray, 1995-97

Season	
1,530	Marc Mariani, 2010
1,317	Bobby Jancik, 1963
1,240	Darius Reynaud, 2012
1,224	Mel Gray, 1996
1,194	Bobby Wade, 2006

## INDIVIDUAL RECORDS: KICKOFF RETURNS

1,183 Mel Gray, 1995  
 1,132 Derrick Mason, 2000  
 1,127 Pacman Jones, 2005

### Game

240 Bobby Jancik, @ Oakland, 12/22/63  
 221 Bobby Jancik, vs. Boston, 12/8/63  
 209 Leon Washington, @ Denver, 12/8/13

### Game, Opponent

185 Brian Baschnagel, Chicago, 11/6/77  
 178 Glyn Milburn, Denver, 11/26/95  
 168 Deji Karim, @ Jacksonville, 10/18/10  
 167 LaRod Stephens-Howling, Arizona, 11/29/09

### Longest Kickoff Return (All TDs)

105 Darius Reynaud, vs. Detroit, 9/23/12  
 104 Ken Hall, @ N.Y. Titans, 10/23/60  
 103 Bob Gresham, @ Cincinnati, 9/23/73  
 101 Derrick Mason, @ Cincinnati, 11/18/01  
 100 Marc Mariani (16 yards) & Tommie Campbell (84 yards), vs. Tampa Bay, 11/27/11  
 98 Marc Mariani, vs. Denver, 10/3/10  
 97 Carl Roaches, vs. Pittsburgh, 9/18/83  
 96 Carl Roaches, vs. Cincinnati, 10/4/81

### Longest Kickoff Return, Opponent (All TDs)

107 Josh Huff, @ Philadelphia, 11/23/14  
 102 Jakeem Grant, @ Miami, 9/9/18  
 101 Eric Metcalf, Cleveland, 12/9/90  
 100 Art Baker, @ Buffalo, 9/9/62  
 100 Goldie Sellers, @ Denver, 10/2/66  
 99 Tremain Mack, @ Cincinnati, 11/14/99  
 99 LaRod Stephens-Howling, Arizona, 11/29/09  
 98 Alvis Whitted, Jacksonville, 12/26/99  
 97 Marc Logan, Miami, 10/1/89

### Season

1 18 times, last by A.J. Brown, 2020

### Game

1 18 times, last by A.J. Brown, @ Indianapolis, 11/29/20

### Game, Opponent

1 13 times, last by Jakeem Grant, @ Miami, 9/9/18

## AVERAGE YARDAGE

### Career (75 returns)

26.5 Bobby Jancik, 1962-67  
 24.1 Marc Mariani, 2010-11, 2016  
 24.0 Billy Johnson, 1974-80  
 23.4 Mel Gray, 1995-97  
 22.4 Derrick Mason, 1997-2004  
 21.8 Carl Roaches, 1980-84

### Season

31.7 Darius Jennings, 2018  
 31.3 Ken Hall, 1960  
 30.3 Bobby Jancik, 1962

## TOUCHDOWNS

### Career

2 Billy Johnson, 1974-80  
 2 Carl Roaches, 1980-84

## INDIVIDUAL RECORDS: COMBINED YARDS

**Combined Yards = Rushing + Receiving + Interception Returns + Kickoff Returns + Punt Returns + Fumble Returns**

### Career

12,153 Eddie George, 1996-03 (10,009 rushing, 2,144 receiving)  
 11,202 Derrick Mason, 1997-2004 (6,114 rec., 3,496 KO returns, 1,590 PR, 2 rushing)  
 9,985 Chris Johnson, 2008-2013 (7,966 rushing, 2,003 receiving, 17 KO returns)  
 9,292 Earl Campbell, 1978-84 (8,574 rushing, 718 receiving)  
 8,704 Ernest Givins, 1986-94 (7,935 receiving, 397 PR, 345 rushing, 27 KO returns)

7,725 Derrick Henry, 2016-22 (6,879 rushing, 846 receiving)  
 7,500 Drew Hill, 1985-91 (1 rushing, 7,477 receiving, 22 KO returns)  
 7,421 Ken Burrough, 1971-81 (6,907 receiving, 455 KO returns, 59 rushing)

### Season

2,690 Derrick Mason, 2000 (1 rushing, 895 receiving, 1,132 kickoff returns, 662 punt returns)  
 2,509 Chris Johnson, 2009 (2,006 rushing, 503 receiving)  
 2,141 Derrick Henry, 2020 (2,027 rushing, 114 receiving)  
 2,043 Billy Cannon, 1961, (948 rushing, 586 receiving, 70 punt returns, 439 kickoff returns)

2,004 Derrick Mason, 2001, (1,128 receiving, 748 kick returns, 128 punt returns)  
 1,981 Earl Campbell, 1980, (1,934 rushing, 47 rec. )  
 1,962 Eddie George, 2000 (1,509 rushing, 453 rec.)

### Game

373 Billy Cannon, @ N.Y. Titans, 12/10/61



## INDIVIDUAL RECORDS: YARDS FROM SCRIMMAGE

### Scrimmage Yards = Rushing + Receiving

#### Career

12,153	Eddie George, 1996-2003 (10,009 rushing, 2,144 receiving)
9,968	Chris Johnson, 2008-2013 (7,966 rushing, 2,003 receiving)
9,292	Earl Campbell, 1978-1984 (8,574 rushing, 718 receiving)
8,280	Ernest Givins, 1986-1994 (345 rushing, 7,935 receiving)
7,725	<b>Derrick Henry</b> , 2016-22 (6,879 rushing, 846 receiving)
7,478	Drew Hill, 1985-1991 (1 rushing, 7,477 receiving)

#### Season

*2,509	Chris Johnson, 2009 (2,006 rushing, 503 receiving)
2,141	<b>Derrick Henry</b> , 2020 (2,027 rushing, 114 receiving)
1,981	Earl Campbell, 1980 (1,934 rushing, 47 receiving)
1,962	Eddie George, 2000 (1,509 rushing, 453 receiving)
* Denotes NFL Record	

#### Game

330	Billy Cannon, @ N.Y. Titans, 12/10/61
284	Chris Johnson, vs. Houston, 9/20/09

272	Charlie Hennigan, @ Boston, 10/13/61
264	<b>Derrick Henry</b> , at Houston, 1/3/21
250	<b>Derrick Henry</b> , vs. Houston, 10/18/20
249	Eddie George, vs. Oakland, 12/9/99
245	Haywood Jeffires, @ Kansas City, 12/16/90
239	Chris Johnson, vs. Jacksonville, 11/1/09
238	<b>Derrick Henry</b> , vs. Jacksonville, 12/6/18
237	<b>Derrick Henry</b> , at Seattle, 9/19/21

## INDIVIDUAL RECORDS: INTERCEPTIONS

### Most Seasons Leading Team

5	Darryll Lewis, 1991-98
4	<b>Kevin Byard</b> , 2017-19, 2021
4	Michael Griffin, 2008, 2010-12
4	Samari Rolle, 1998-04
3	Jason McCourty, 2011-12, 2014
3	Jim Norton, 1960-68

### Most Consecutive Seasons Leading Team

5	Darryll Lewis, 1994-98
---	------------------------

#### Career

45	Jim Norton, 1960-68
31	Cris Dishman, 1988-96
30	Freddy Glick, 1961-66
27	Tony Banfield, 1960-65
27	W.K. Hicks, 1964-69
27	Darryll Lewis, 1991-98
26	Mike Reinfeldt, 1976-83
25	Ken Houston, 1967-72
25	Michael Griffin, 2007-15
24	Zeke Moore, 1967-77
23	<b>Kevin Byard</b> , 2016-22
23	Willie Alexander, 1971-79
23	Samari Rolle, 1998-2004

#### Season

12	Freddy Glick, 1963
12	Mike Reinfeldt, 1979
10	Miller Farr, 1967

#### Game

3	Nine players, last by <b>Kevin Byard</b> , @ Cleveland, 10/22/17
---	--

#### Game, Opponent

4	Bobby Hunt, @ Kansas City, 10/4/64
3	Eight times, last by Glover Quin, @ Houston, 11/28/10

### Consecutive Games Intercepted By

5	Pete Jaquess, 1964
4	Freddy Glick, 1963
4	Jim Norton, 1967
4	Miller Farr, 1967
4	Cris Dishman, 1991, 1993
4	Bo Orlando, 1991
4	Michael Griffin, 2010

## YARDS GAINED

#### Career

650	Ken Houston, 1967-72
592	Jim Norton, 1960-68
540	Darryll Lewis, 1991-98
457	W.K. Hicks, 1964-69

#### Season

264	Miller Farr, 1967
220	Ken Houston, 1971
205	Mike Reinfeldt, 1979

#### Game

128	Miller Farr, @ N.Y. Jets, 10/15/67
115	Michael Griffin, vs. Pittsburgh, 12/21/08
109	Zach Brown, vs. Jacksonville, 12/30/12

#### Game, Opponent

177	Charlie McNeil, @ San Diego, 9/24/61
108	Bobby Hunt, @ Kansas City, 10/4/64
100	Rod Woodson, @ Oakland, 9/29/02

### Longest Interception Returns (All TDs)

99	Cortland Finnegan, vs. Houston, 9/21/08
98	Pete Jaquess, @ Oakland, 9/19/64
98	Darryll Lewis, @ Chicago, 10/22/95
97	Jordan Babineaux, @ Cleveland, 10/2/11
95	Willie Alexander, @ Green Bay, 9/25/77

### Longest Interception Returns, Opponent

98	Bob Suci, @ Boston, 11/1/63 (TD)
95	Marlon McCree, @ Houston, 12/21/03 (TD)
91	Booker Edgerson, @ Buffalo, 11/1/64 (TD)
86	Glen Edwards, Pittsburgh, 9/30/73 (TD)
86	Whitney Mercilus, Houston, 12/15/19

85	Adam Archuleta, @ St. Louis, 9/25/05 (TD)
82	Rod Woodson, @ Oakland, 9/29/02 (TD)
82	Kamu Grugier-Hill, Houston, 11/21/21

## TOUCHDOWNS

#### Career

9	Ken Houston, 1967-72
5	Miller Farr, 1967-69
5	Darryll Lewis, 1991-98

#### Season

4	Ken Houston, 1971
---	-------------------

#### Game

2	Zach Brown, vs. Jacksonville, 12/30/12
2	Miller Farr, vs. Buffalo, 12/7/68
2	Ken Houston, vs. San Diego, 12/19/71

#### Game, Opponent

2	Lemar Parrish, Cincinnati, 12/17/72
1	many times, last by Trumaine Johnson, vs. N.Y. Jets, 12/2/18

## INDIVIDUAL RECORDS: SACKS

### Career

105.0	Elvin Bethea, 1968-83
74.5	Ray Childress, 1985-95
66.0	Jesse Baker, 1979-87

### Season

17.0	Elvin Bethea, 1973
15.5	Jesse Baker, 1979
15.0	William Fuller, 1991
14.5	Jevon Kearse, 1999

### Game

4.0	Ed Hussmann, vs. Dallas, 11/4/62
4.0	Ed Hussmann, vs. N.Y. Jets, 11/14/62
4.0	Elvin Bethea, @ San Diego, 10/17/76
4.0	Jesse Baker, vs. Kansas City, 9/16/79
4.0	William Fuller, vs. Pittsburgh, 11/28/93

3.5	Jason Jones, vs. Pittsburgh, 12/21/08
3.0	35 times, last by <b>Jeffery Simmons</b> , at L.A. Rams, 11/7/21

13	Ray Childress, 1985-95
12	Sean Jones, 1988-93
10	Jevon Kearse, 1999-2003

### Consecutive Games, One or More Sacks

8	Curley Culp, 1974-75
8	Jevon Kearse, 1999
7	Sean Jones, 1990
6	Jesse Baker, 1979
6	Jesse Baker, 1981-82
6	Jevon Kearse, 2003
5	<b>Harold Landry III</b> , 2021
5	<b>Harold Landry III</b> , 2019
5	Brian Orakpo, 2016
5	Sean Jones, 1992
5	William Fuller, 1991

### Most Games with Two or More Sacks, Career

26	Elvin Bethea, 1968-83
13	Jesse Baker, 1979-87

## INDIVIDUAL RECORDS: FUMBLE RETURNS

### Opponents' Fumble Returned for TD's, Career

4	Keith Bulluck, 2000-09
3	Doug Cline, 1960-66
3	Marcus Robertson, 1991-2000
2	Johnny Peacock, 1969-70
2	Robert Lyles, 1984-90
2	Ray Childress, 1985-95
2	Cris Dishman, 1988-96
2	Antwan Odom, 2004-07
2	Jason McCourty, 2009-16
2	Wesley Woodyard, 2014-19

### Opponents' Fumble Returned for TD's, Season

2	Doug Cline, 1961
2	Marcus Robertson, 1997

2	Antwan Odom, 2005
---	-------------------

### Opponents' Fumble Returned for TD's, Game

1	60 times, last by Kevin Byard at Jacksonville, 10/10/21
---	---

### Longest Fumble Return (All TDs)

96	C.L. Whittington, @ New Orleans, 10/3/76
93	Robert Lyles, @ Cincinnati, 10/19/86
92	Cortland Finnegan, vs. Jacksonville, 12/17/06

## INDIVIDUAL RECORDS: BLOCKED KICKS

### Blocked Punts Returned for Touchdowns, Career

2	Cris Dishman, 1988-96
---	-----------------------

### Blocked Punts Returned for Touchdowns, Game

1	13 times, last by Jason McCourty, vs. Indianapolis, 10/30/11
---	--

### Blocked Field Goals Returned for Touchdowns, Game

1	Mark Johnston, 62 yards (11/26/61 vs. Denver)
---	---

1	Tony Banfield, 50 yards (12/9/62 vs. Oak.)
1	Ken Houston, 71 yards (10/15/67 @ N.Y. Jets)
1	Donald Mitchell, 69 yards (10/21/01 @ Detroit)
1	Tye Smith, 63 yards (12/1/19 @ Indianapolis)

### Blocked Field Goal, Last Time

1	<b>Denico Autry</b> , vs. Miami, 1/2/22
---	---

### Blocked Punt, Last time

1	Tim Shaw vs. Pittsburgh, 10/11/12
---	-----------------------------------

# TEAM RECORDS: GAMES WON & LOST

## GAMES WON

### Most Consecutive Games Won

13 (Dec. 16, 2007-Nov. 16, 2008)  
11 (Oct. 17, 1993-Jan. 2, 1994)

### Most Consecutive Games Without Defeat

13 (Dec. 16, 2007-Nov. 16, 2008)  
11 (Oct. 13, 1961-Sept. 9, 1962)  
11 (Oct. 17, 1993-Jan. 2, 1994)

### Most Games Won, Season

13 (1999, 2000, 2008)  
12 (1993, 2003, 2021)  
11 (1962, 1979, 1980, 1991, 2002, 2020)

### Most Consecutive Games Won, Season

11 (Oct. 17, 1993-Jan. 2, 1994)

### Most Consecutive Games Won, Start of Season

10 (Sept. 7-Nov. 16, 2008)  
5 (Sept. 14-Oct. 18, 2020)  
3 (Sept. 12-Sept. 26, 1999)  
3 (Sept. 1-Sept. 16, 1991)

### Most Consecutive Games Won, End of Season

11 (Oct. 17, 1993-Jan. 2, 1994)

### Most Consecutive Games Without Defeat, Season

11 (Oct. 17, 1993-Jan. 2, 1994)

### Most Consecutive Games w/out Defeat, Start of Season

10 (Sept. 7-Nov. 16, 2008)  
5 (Sept. 14-Oct. 18, 2020)  
3 (Sept. 12-Sept. 26, 1999)  
3 (Sept. 1-Sept. 16, 1991)

### Most Consecutive Games w/out Defeat, End of Season

11 (Oct. 17, 1993-Jan. 2, 1994)

### Most Home Games Won, Season

8 (1999)  
7 (1988, 1991, 1993, 2000, 2003, 2008, 2021)

### Most Consecutive Home Games Won

12 (Sept. 12, 1999-Nov. 5, 2000)  
10 (Oct. 6, 2002-Nov. 16, 2003)  
9 (Dec. 6, 1987-Nov. 20, 1988)  
9 (Nov. 26, 1990-Nov. 17, 1991)

### Most Consecutive Home Games Without Defeat

12 (Sept. 12, 1999-Nov. 5, 2000)  
10 (Oct. 6, 2002-Nov. 16, 2003)

9 (Dec. 6, 1987-Nov. 20, 1988)  
9 (Nov. 26, 1990-Nov. 17, 1991)

### Most Road Games Won, Season

6 (1996, 2000, 2008, 2020)

### Most Consecutive Road Games Won

8 (Dec. 16, 2007-Nov. 27, 2008)  
5 (Dec. 1, 2019-Sept. 27, 2020)  
5 (Nov. 19, 2006-Sept. 24, 2007)  
5 (Oct. 17-Dec. 25, 1993)  
5 (Oct. 29, 1961-Sept. 9, 1962)

### Most Consecutive Road Games Without Defeat

8 (Dec. 16, 2007-Nov. 27, 2008)  
6 (Oct. 13, 1961-Sept. 9, 1962)

### Most Shutout Games Won or Tied, Season

2 (1966, 1977, 1993)

### Overtime Wins, Regular Season

30-27 (@ Cincinnati, 9/23/79)  
27-24 (vs. N.Y. Jets, 10/28/79)  
23-20 (vs. Pittsburgh, 12/2/84)  
17-14 (@ Indianapolis, 9/4/88)  
26-23 (vs. Dallas, 11/10/91)  
23-20 (vs. Kansas City, 9/20/92)  
30-27 (@ Cincinnati, 10/6/96)  
24-21 (vs. Oakland, 8/31/97)  
17-14 (vs. Kansas City, 9/10/00)  
31-28 (vs. Tampa Bay, 10/14/01)  
32-29 (@ N.Y. Giants, 12/1/02)  
26-20 (@ Houston, 12/10/06)  
19-16 (vs. Green Bay, 11/2/08)  
27-24 (vs. Miami, 12/20/09)  
44-41 (vs. Detroit, 9/23/12)  
34-28 (@ New Orleans, 11/8/15)  
12-9 (@ Cleveland, 10/22/17)  
26-23 (vs. Philadelphia, 9/30/18)  
42-36 (vs. Houston, 10/18/20)  
30-24 (@ Baltimore, 11/22/20)  
33-30 (@ Seattle, 9/19/21)  
34-31 (@ Indianapolis, 10/31/21)

## GAMES LOST

### Most Consecutive Games Lost

18 (Oct. 9, 1972-Oct. 28, 1973)

### Most Consecutive Games Without a Victory

18 (Oct. 9, 1972-Oct. 28, 1973)

### Most Games Lost, Season

14 (1983, 1994, 2014)

### Most Consecutive Games Lost, Season

11 (Oct. 9-Dec. 17, 1972)

### Most Consecutive Games Lost, Start of Season

10 (Sept. 4-Nov. 6, 1983)

### Most Consecutive Games Lost, End of Season

11 (Oct. 9-Dec. 17, 1972)

### Most Consecutive Games Without Victory, Season

11 (Oct. 9-Dec. 17, 1972)

### Most Consecutive Games Without Victory, Start of Season

10 (Sept. 4-Nov. 6, 1983)

### Most Consecutive Games Without Victory, End of Season

11 (Oct. 9-Dec. 17, 1972)

### Most Consecutive Home Games Lost

13 (Oct. 9, 1972-Dec. 16, 1973)

### Most Consecutive Home Games Without Victory

13 (Oct. 9, 1972-Dec. 16, 1973)

### Most Consecutive Road Games Lost

23 (Sept. 27, 1981-Nov. 4, 1984)

### Most Consecutive Road Games Without Victory

23 (Sept. 27, 1981-Nov. 4, 1984)

### Most Shutout Games Lost or Tied, Season

2 (1972, 1985)

## TIE GAMES

### Ties

31-31 (@ Boston, 10/13/61)  
28-28 (@ N.Y. Jets, 10/15/67)  
31-31 (vs. Cincinnati, 11/9/69)  
20-20 (@ Denver, 11/16/69)  
31-31 (@ San Diego, 10/25/70)  
13-13 (vs. New Orleans, 10/3/71)

### Most Tie Games, Season

2 (1969)

## TEAM RECORDS: SCORING

### Most Points, Season

513 (1961)  
491 (2020)  
435 (2003)  
424 (1988)

### Fewest Points, Season

136 (1982, nine games)  
199 (1967)

### Most Points, Game

58 (vs. Cleveland, 12/9/90)  
56 (vs. N.Y. Titans, 10/14/62)  
55 (vs. Oakland, 9/9/61)  
55 (at Denver, 11/5/61)  
49 (vs. San Diego, 12/19/71)  
49 (at Oakland, 12/22/63)  
49 (vs. N.Y. Titans, 11/19/61)  
48 (vs. Cincinnati, 10/14/90)  
48 (at N.Y. Titans, 12/10/61)  
48 (at Green Bay, 10/11/04)

### Most Points, Both Teams, Game

101 (Oakland 52, Oilers 49, @ Oakland, 12/22/63)  
88 (Buffalo 47, Oilers 41, @ Houston, 9/24/89)

### Fewest Points, Game

0 (21 times, last at Denver, 10/13/19)

### Fewest Points, Both Teams, Game

6 (Oilers 6, Pittsburgh 0, @ Houston, 12/4/80)

### Most Points, Shutout Victory, Game

55 (Oilers vs. Oakland, 9/9/61)

### Fewest Points, Shutout Victory, Game

6 (Oilers vs. Pittsburgh, 12/4/80)

### Largest Margin of Victory, Game

55 (Oilers 55, Oakland 0, @ Houston, 9/9/61)

### Largest Margin of Defeat, Game

59 (Titans 0 at New England 59, 10/18/09)  
54 (Oilers 7 at Cincinnati 61, 12/17/89)

### Smallest Margin of Victory, Game

1 (14 times, last Titans 31, Vikings 30, @ Min., 9/27/20)

### Smallest Margin of Defeat, Game

1 (23 times, last Giants 21 @ Titans 20, 9/11/22)

### Most Points Overcome to Win Game

24 (at Cincinnati, 9/23/79)  
23 (at New England, 11/12/78)  
21 (at Atlanta, 11/23/03)  
21 (vs. N.Y. Giants, 11/26/06)

### Most Points, One Half

45 (vs. Cleveland, 12/9/90)

### Most Points, First Quarter

24 (@ Indianapolis, 12/5/04)  
21 (vs. Green Bay, 11/13/16)  
21 (@ Tampa Bay, 9/13/15)  
21 (vs. Houston, 12/19/10)  
21 (@ Detroit, 11/27/08)  
21 (vs. St. Louis, 10/31/99)

### Most Points, Second Quarter

31 (vs. Cleveland, 12/9/90)  
28 (vs. Cincinnati, 11/18/79)

### Most Points, Third Quarter

28 (vs. Jacksonville, 11/24/19)  
28 (vs. San Diego, 12/19/71)  
28 (vs. Kansas City, 10/24/65)

### Most Points, Fourth Quarter

27 (vs. Philadelphia, 10/24/10)  
24 (vs. Denver, 11/26/61)  
24 (vs. N.Y. Giants, 11/26/06)  
24 (vs. Buffalo, 11/15/09)

### Most Consecutive Games Scoring

160 (Nov. 14, 1999 - Dec. 21, 2008)  
155 (Dec. 3, 1989 - Oct. 31, 1999)  
121 (1977-85)

## TOUCHDOWNS

### Most Touchdowns, Season

66 (1961)

### Fewest Touchdowns, Season

18 (1967)

### Most Touchdowns, Game

8 (Oilers vs. N.Y. Titans, 10/14/62;  
Oilers vs. Clev., 12/9/90)

### Most Touchdowns, Both Teams, Game

14 (Oilers 7, Oakland 7, @ Oakland, 12/22/63)

## POINTS AFTER TOUCHDOWN

### Most PATs, Season

65 (1961)

### Most PATs, Game

8 (Oilers vs. N.Y. Titans, 10/14/62)  
7 (four times, last vs. Cleveland, 12/9/90)

### Most PATs, Both Teams, Game

14 (Oilers 7, Oakland 7, @ Oakland, 12/22/63)

## TWO-POINT CONVERSIONS

### Most Two-Point Conversions, Season

4 (2020)  
4 (1994)

### Most Two-Point Conversions, Opponent, Season

4 (1999)  
4 (1998)

### Most Two-Point Conversions, Game

2 (vs. N.Y. Jets, 9/10/06)  
1 (34 times, last at N.Y. Jets, 10/3/21)

### Most Two-Point Conversions, Opponent, Game

3 (@ Pittsburgh, 11/1/98)

### Most Two-Point Conversion Attempts, Season

7 (2020)  
7 (1994)

### Most Two-Point Conversion Attempts, Opp., Season

8 (2020)  
6 (1999)

## FIELD GOALS

### Most Field Goals Attempted, Season

42 (2017)  
40 (1969)  
39 (2007)  
38 (1996)  
37 (1989)

### Most Field Goals Attempted, Game

8 (at Houston, 10/21/07)  
6 (five times, last @ Minnesota, 9/27/20)

### Most Field Goals Attempted, Both Teams, Game

10 (Buffalo 7, @ Oilers 3, 12/5/65)  
9 (Tennessee 6, @ New England 3, 10/5/03)  
9 (Washington 6, @ Tennessee 3, 11/21/10)  
9 (Detroit 4, @ Tennessee 5, 9/23/12)  
9 (Tennessee 3, @ Oakland 6, 11/24/13)  
9 (Tennessee 3, @ San Francisco 6, 12/17/17)

### Most Field Goals, Season

36 (1998)  
35 (2017)  
35 (2007)  
32 (1996)  
29 (1993, 2008, 2011)

### Fewest Field Goals, Season

8 (2019)  
8 (1968)

### Most Field Goals, Game

8 (@ Houston, 10/21/07)  
6 (@ Minnesota, 9/27/20)  
5 (vs. Miami, 9/28/69; @ Philadelphia, 12/3/00)

### Most Field Goals, Both Teams, Game

## TEAM RECORDS: SCORING

9	(Tennessee 3, @ San Francisco 6, 12/17/17)	8	(Indianapolis 3, @ Tennessee 5, 10/16/17)
8	(Tennessee 3, @ Buffalo 5, 12/24/06)	7	(19 times, last Tennessee 6, @ Minnesota 1, 9/27/20)
8	(Tennessee 8, @ Houston 0, 10/21/07)		

## TEAM RECORDS: FIRST DOWNS

### Most First Downs, Season

381	(2020)
376	(1990)

### Fewest First Downs, Season

138	(1982, nine games)
199	(1976)

### Most First Downs, Game

34	(vs. Cleveland, 12/9/90)
----	--------------------------

### Fewest First Downs, Game

4	(at Cleveland, 10/21/73)
5	(vs. Jacksonville, 12/17/06)

### Most First Downs, Both Teams, Game

57	(Tennessee 21, Detroit 36, @ Tennessee, 9/23/12, OT)
56	(Tennessee 31, Houston 25, @ Tennessee, 10/18/20, OT)
56	(Tennessee 32, Arizona 24, @ Tennessee, 12/15/13, OT)
56	(Houston 33, Buffalo 23, @ Houston, 9/24/89, OT)
55	(Three times, last Tennessee 28, Detroit 27, @ Tennessee, 12/20/20)

### Most First Downs Rushing, Season

155	(1980)
-----	--------

### Fewest First Downs Rushing, Season

52	(1982, nine games)
62	(1971)

### Most First Downs Rushing, Game

17	(three times, last @ Houston, 1/3/21)
----	---------------------------------------

### Fewest First Downs Rushing, Game

0	(six times, last @ Denver, 10/13/19)
---	--------------------------------------

### Most First Downs Passing, Season

251	(1990)
-----	--------

### Fewest First Downs Passing, Season

81	(1982, nine games)
86	(1967)

### Most First Downs Passing, Game

28	(@ Oakland, 12/19/04)
----	-----------------------

### Fewest First Downs Passing, Game

0	(twice, last @ Buffalo, 11/10/85)
---	-----------------------------------

### Most First Downs By Penalty, Season

37	(2015)
36	(2020)
36	(2019)
36	(2017)
36	(2013)
34	(2021)
32	(2016)

### Fewest First Downs By Penalty, Season

5	(1982, nine games)
10	(1967)

### Most First Downs By Penalty, Game

7	(vs. Indianapolis, 11/12/20)
7	(@ Atlanta, 9/9/90)

## TEAM RECORDS: NET YARDS GAINED

### Most Yards Gained, Season

6,343	(2020)
6,288	(1961)
6,222	(1990)

### Fewest Yards Gained, Season

2,373	(1982, nine games)
3,191	(1972)

### Most Yards Gained, Game

607	(vs. Houston, 10/18/20, overtime)
583	(vs. Dallas, 11/10/91, overtime)

### Fewest Yards Gained, Game

81	(vs. Dallas, 11/24/74)
----	------------------------

## TEAM RECORDS: RUSHING

### Most Rushing Attempts, Season

616	(1979)
605	(1978)

### Fewest Rushing Attempts, Season

225	(1982, nine games)
324	(1965)

### Most Rushing Attempts, Game

56	(vs. San Diego, 9/28/75)
55	(vs. Oakland, 9/9/61)

### Fewest Rushing Attempts, Game

7	(vs. N.Y. Giants, 12/8/85)
9	(vs. Cincinnati, 10/24/76)
10	(@ San Diego, 9/16/12)

### Most Yards Gained Rushing, Season

2,690	(2020)
2,635	(1980)
2,592	(2009)
2,571	(1979)

### Fewest Yards Gained Rushing, Season

799	(1982, nine games)
1,106	(1971)

### Most Yards Gained Rushing, Game

332	(@ Kansas City, 10/19/08)
305	(vs. Jacksonville, 11/1/09)
296	(vs. Kansas City, 11/27/77)
292	(@ Detroit, 11/27/08)



## TEAM RECORDS: RUSHING

### Fewest Yards Gained Rushing, Game

19 (twice, last vs. San Diego, 12/12/65)

### Highest Average Gain Rushing, Season

5.2 (2009)  
5.2 (2020)  
5.0 (2019)  
4.7 (2006)  
4.6 (three times, last in 2016)

### Most Touchdowns Rushing, Season

26 (2020)  
26 (1988)

### Fewest Touchdowns Rushing, Season

5 (1982, nine games)  
6 (2014)  
6 (1976)

### Most Touchdowns Rushing, Game

5 (vs. L.A. Chargers, 9/18/60)

## TEAM RECORDS: PASSING

### Most Passes Attempted, Season

667 (1991)

### Fewest Passes Attempted, Season

287 (1982, nine games)  
333 (1967)

### Most Passes Attempted, Game

68 (@ Buffalo, 11/1/64 — 37 completed)  
61 (vs. Oakland, 11/7/65 — 27 completed)  
61 (@ Oakland, 12/19/04 — 40 completed)

### Fewest Passes Attempted, Game

6 (vs. Cincinnati, 10/4/81)

### Most Passes Attempted, Both Teams

98 (Titans 61, Oakland 37, @ Oakland, 12/19/04)  
97 (Oilers 44, Denver 53, @ Houston, 12/2/62)  
97 (Titans 42, Detroit 55, @ Tennessee, 9/23/12)

### Most Passes Completed, Season

411 (1991)

### Fewest Passes Completed, Season

144 (1967)

### Most Passes Completed, Game

41 (vs. Dallas, 11/10/91 — overtime)

### Fewest Passes Completed, Game

1 (vs. Cincinnati, 10/4/81)

### Most Yards Gained Passing, Season

4,805 (1990)

### Fewest Yards Gained Passing, Season

1,381 (1967)

### Most Yards Gained Passing, Game

527 (@ Kansas City, 12/16/90)

### Fewest Yards Gained Passing, Game

-7 (@ New England, 10/18/09)

### Most Times Sacked, Season

65 (1994)  
58 (1985)

### Fewest Times Sacked, Season

11 (1962)  
12 (2008)

### Most Times Sacked, Game

12 (vs. Dallas, 9/29/85)

### Most Times Sacked, Both Teams, Game

14 (Oilers 12, Dallas 2, @ Houston, 9/29/85)

### Most Touchdowns Passing, Season

48 (1961)

### Fewest Touchdowns Passing, Season

9 (2007)

### Most Touchdowns Passing, Game

7 (twice, last vs. N.Y. Titans, 10/14/62)

### Most Touchdowns Passing, Both Teams, Game

11 (Oilers 5, Oakland 6, @ Oakland, 12/22/63)

### Most Passes Had Intercepted, Season

48 (1962)\*

### Fewest Passes Had Intercepted, Season

7 (2020)  
8 (2019)  
9 (2003, 2008)  
10 (1998)

### Most Passes Had Intercepted, Game

6 (six times, last @ Cleveland, 11/30/86)

\* Denotes League Record

## TEAM RECORDS: PUNTING

### Most Punts, Season

100 (1976)  
96 (1994)  
93 (1979)

### Fewest Punts, Season

34 (1990)

### Most Punts, Game

11 (three times, last @ Pittsburgh, 12/3/95)

### Fewest Punts, Game

0 (five times, last vs. Cincinnati, 10/27/91)

### Highest Average Distance, Punting, Season

49.7 (2017)  
47.4 (2015)  
47.2 (1998)  
47.1 (2019)  
46.8 (2014)  
46.4 (2018)  
45.3 (1993)  
45.2 (1992)

### Highest Average Distance, Punting, Game

60.5 (vs. Pittsburgh, 10/25/20)  
59.2 (vs. Buffalo, 12/27/92)

### Highest Net Average, Punting, Season

44.6 (2017)  
43.1 (2019)  
41.7 (2018)  
40.8 (2014)  
40.3 (2015)  
40.1 (2020)  
39.8 (2021)  
39.4 (2012)  
39.4 (2011)

## TEAM RECORDS: PUNT RETURNS & KICKOFF RETURNS

### PUNT RETURNS

**Most Punt Returns, Season**

53 (2000)  
52 (1968)

**Fewest Punt Returns, Season**

15 (1960)

**Most Punt Returns, Game**

10 (vs. Tampa Bay, 9/12/76)

**Most Yards, Punt Returns, Season**

671 (2000)  
620 (1975)

**Fewest Yards, Punt Returns, Season**

104 (1982, 9 games)  
118 (1961)

**Highest Average, Punt Returns, Season**

15.3 (2012)  
15.0 (1977)

**Most Touchdowns, Punt Returns, Season**

3 (1975, 2006 and 2012)

**Most Touchdowns, Punt Returns, Game**

2 (vs. Jacksonville, 12/30/12)  
1 (19 times, last vs. Detroit, 9/23/12)

### KICKOFF RETURNS

**Most Kickoff Returns, Season**

83 (1983)

**Fewest Kickoff Returns, Season**

23 (2018)  
28 (2017)  
30 (2019)  
31 (1993)  
32 (2011)  
33 (2016)  
33 (2015)

**Most Kickoff Returns, Game**

10 (twice, last at Cincinnati, 12/17/89)

**Most Yards, Kickoff Returns, Season**

1,835 (2006)  
1,721 (1981)

**Fewest Yards, Kickoff Returns, Season**

589 (1993)

618 (2017)  
629 (2016)  
638 (2019)  
680 (2015)  
737 (2018)  
767 (2020)

**Highest Average, Kickoff Returns, Season**

32.0 (2018)\*  
26.1 (2000)  
26.0 (2011)  
25.9 (1962)

**Most Touchdowns, Kickoff Returns, Season**

2 (three times, last in 1983)

**Most Touchdowns, Kickoff Returns, Game**

1 (18 times, last @ Indianapolis, 11/29/20)

## TEAM RECORDS: FUMBLES

**Most Fumbles, Season**

42 (1994)  
41 (1985)

**Fewest Fumbles, Season**

10 (2017)  
14 (1982, nine games)  
15 (2020)  
17 (1962, 1999, 2011 and 2016)

**Most Fumbles, Game**

8 (@ Pittsburgh, 12/9/73)

**Most Fumbles Lost, Season**

25 (1994)

**Fewest Fumbles Lost, Season**

5 (2020)  
6 (2018)  
7 (1967, 2006 and 2016)  
8 (2008, 2011 and 2017)

**Most Fumbles Lost, Game**

5 (twice, last vs. Philadelphia, 12/2/91)

**Most Opponents' Fumbles Recovered, Season**

28 (1977)

**Most Opponents' Fumbles Recovered, Game**

7 (@ Kansas City, 10/12/69)

**Fewest Opponents' Fumbles Recovered, Season**

4 (2014)  
5 (2012)  
6 (2016, 2018, 2021)  
7 (2009)  
8 (five times, last in 2020)

## TEAM RECORDS: BLOCKED KICKS

**Most Blocked Field Goals, Season**

6 (1961)

**Most Blocked Field Goals, Game**

2 (at Indianapolis, 12/1/19)  
2 (at Baltimore, 12/14/97)  
2 (at Cleveland, 9/13/81)  
2 (vs. Denver, 11/26/61)

**Most Blocked Extra Points, Season**

3 (1975)

**Most Blocked Extra Points, Game**

2 (at Cincinnati, 12/23/90)  
2 (vs. Miami, 11/16/75)

**Most Blocked Punts, Season**

3 (1988)

**Most Blocked Punts, Game**

2 (at Pittsburgh, 10/16/88)  
2 (at Philadelphia, 10/2/88)

## TEAM RECORDS: PENALTIES

### Fewest Penalties, Season (any)

52 (1982, nine games)  
58 (1963)

### Fewest Penalties, 16-Game Season

82 (2018)  
84 (1983)

### Most Penalties, Season

148 (1989)

### Fewest Penalties, Game

0 (vs. Jacksonville, 12/24/11)

0 (@ Cincinnati, 10/29/72)  
0 (@ Buffalo, 11/1/64)  
0 (vs. Kansas City, 10/27/63)  
0 (vs. Oakland, 12/9/62)

### Most Penalties, Game

18 (@ Jacksonville, 1/1/06)

### Fewest Yards Penalized, Season (any)

424 (1982, nine games)

### Fewest Yards Penalized, 16-Game Season

727 (2018)

773 (2007)

### Most Yards Penalized, Season

1,150 (twice, last in 1988)

### Most Yards Penalized, Game

212 (vs. Baltimore, 10/10/99)

## TEAM RECORDS: DEFENSE

### SCORING

#### Fewest Points Allowed, Season

191 (2000)  
199 (1967)  
226 (1975)

#### Most Points Allowed, Season

471 (2012)  
460 (1983)  
447 (1973)

#### Fewest Points Allowed, Game

0 (17 times, last vs. Jacksonville, 12/12/21)

#### Most Points Allowed, Game

61 (twice, last @ Cincinnati, 12/17/89)

#### Fewest Touchdowns Allowed, Season

18 (1967)

#### Most Touchdowns Allowed, Season

55 (2012)  
55 (2020)  
53 (1983)

### FIRST DOWNS

#### Fewest First Downs Allowed, Season

183 (1969)

#### Most First Downs Allowed, Season

391 (2020)  
358 (2012)  
357 (2014)  
356 (1985)  
356 (2010)

#### Most First Downs Allowed, Game (since 1991)

39 (@ Denver, 12/8/13)  
36 (vs. Detroit, 9/23/12)  
34 (@ Cincinnati, 12/4/97)  
33 (@ Houston, 10/1/17)

#### Fewest First Downs Allowed, Rushing, Season

62 (2000)

#### Most First Downs Allowed, Rushing, Season

147 (1972)

#### Fewest First Downs Allowed, Passing, Season

89 (1976)

#### Most First Downs Allowed, Passing, Season

247 (2020)  
231 (2017)  
227 (2016)  
214 (2010)  
213 (2019)

#### Fewest First Downs Allowed, Penalty, Season

13 (twice, last in 1969)

#### Most First Downs Allowed, Penalty, Season

48 (1985)

### NET YARDS

#### Fewest Yards Allowed, Season

3,375 (1968)

#### Most Yards Allowed, Season

6,372 (2020)  
6,155 (1985)

#### Fewest Yards Allowed, Game

26 (vs. Denver, 9/3/66)

#### Most Yards Allowed, Game

619 (@ New England, 10/18/09)  
584 (@ Cincinnati, 12/17/89)  
583 (vs. Detroit, OT, 9/23/12)

#### Fewest Total Plays Allowed, Season

610 (1982, nine games)  
840 (1970)

#### Most Total Plays Allowed, Season

1,139 (2010)  
1,099 (2014)  
1,091 (1985)

#### Fewest Total Plays Allowed, Game

36 (vs. Denver, 9/3/66)

#### Most Total Plays Allowed, Game

92 (vs. Detroit, OT, 9/23/12)

91 (@ Philadelphia, 11/19/06)  
91 (@ Denver, 12/8/13)  
87 (@ Cleveland, 10/2/11)  
86 (vs. Washington, 11/21/10)  
85 (three times, last @ Cleveland, 11/30/86, OT)

### RUSHING

#### Fewest Yards Allowed, Rushing, Season

1,027 (1960)

#### Most Yards Allowed, Rushing, Season

2,814 (1985)

#### Fewest Yards Allowed, Rushing, Game

4 (vs. Buffalo, 11/23/97)  
5 (at San Francisco, 12/7/75)  
8 (vs. Jacksonville, 12/12/21)  
8 (at Boston, 11/25/60)

#### Most Yards Allowed, Rushing, Game

398 (@ Dallas Texans, 10/1/61)  
302 (vs. Kansas City, 10/24/65)

#### Fewest Touchdowns Allowed, Rushing, Season

5 (1996 and 2017)

#### Most Touchdowns Allowed, Rushing, Season

27 (1984)

#### Fewest Attempts Allowed, Rushing, Season

298 (1982, nine games)  
356 (2016)  
362 (1962)

#### Most Attempts Allowed, Rushing, Season

596 (1984)

#### Fewest Attempts Allowed, Rushing, Game

8 (vs. Jacksonville, 12/12/21)  
9 (vs. Denver, 12/11/16)  
10 (@ Indianapolis, 12/30/07)  
11 (vs. Miami, 10/1/89)

#### Most Attempts Allowed, Rushing, Game

56 (@ Dallas Texans, 10/1/61)

# TEAM RECORDS: DEFENSE

## PASSING

**Fewest Net Yards Allowed, Passing, Season**  
1,671 (1968)

**Most Net Yards Allowed, Passing, Season**  
4,439 (2020)  
4,307 (2016)  
4,139 (2009)  
4,169 (2021)  
4,084 (2001)

**Fewest Net Yards Allowed, Passing, Game**  
-52 (vs. Cincinnati, 10/31/71)  
-16 (vs. Chicago, 11/6/77)

**Most Net Yards Allowed, Passing, Game**  
442 (vs. Detroit, OT, 9/23/12)  
433 (vs. Kansas City, 11/10/19)  
426 (@ New England, 10/18/09)  
425 (@ Indianapolis, 12/5/04)  
407 (@ Oakland, 12/22/63)  
405 (vs. Buffalo, 10/11/64)

**Fewest Touchdowns Allowed, Passing, Season**  
10 (1967, 2000)

**Most Touchdowns Allowed, Passing, Season**  
36 (2020)  
35 (1966)

**Fewest Attempts Allowed, Passing, Season**  
284 (1982, nine games)  
324 (1972)

**Most Attempts Allowed, Passing, Season**  
635 (2016)  
630 (2020)  
628 (2021)  
625 (2010)  
605 (2017)  
604 (2009)  
598 (2019)  
591 (2011)

**Fewest Attempts Allowed, Passing, Game**  
11 (@ Pittsburgh, 9/11/05)

**Most Attempts Allowed, Passing, Game**  
61 (@ Cleveland, 10/2/11)  
59 (@ Denver, 12/8/13)  
57 (@ Pittsburgh, 12/19/93)

**Fewest Completions Allowed, Season**  
158 (1968)

**Most Completions Allowed, Season**  
423 (2020)  
410 (2010)  
404 (2009)  
395 (2021)  
388 (2016)  
386 (2019)  
374 (2012)  
369 (2011)  
369 (2017)

**Fewest Completions Allowed, Game**  
2 (vs. Denver, 9/3/66)

**Most Completions Allowed, Game**  
43 (vs. Detroit, OT, 9/23/12)  
40 (@ Cleveland, 10/2/11)  
39 (@ Denver, 12/8/13)  
38 (@ New England, 10/18/09)  
37 (@ Indianapolis, 11/3/02)  
36 (six times, last vs. Chicago, 11/8/20)

## SACKS

**Most Sacks, Season**  
55 (2000)  
54 (1999)  
52 (1993)  
51 (1979)

**Fewest Sacks, Season**  
19 (2020)  
21 (1966)

**Most Sacks, Game**  
9 vs. N.Y. Titans, 10/14/62  
9 vs. Cincinnati, 10/31/71  
8 at Arizona, 12/10/17  
8 at Indianapolis, 11/26/17  
8 at San Diego, 10/17/76  
8 at Buffalo, 11/10/85  
8 at Cincinnati, 9/12/82

## INTERCEPTIONS

**Most Interceptions, Season**  
36 (1963)

**Fewest Interceptions, Season**  
3 (1982, nine games)\*  
6 (1972)

**Most Interceptions, Game**  
6 (six times, last vs. Atlanta, 12/5/93)

**Most Interceptions, Both Teams, Game**  
13 (Oilers 5, Denver 8, @ Houston, 12/2/62)

**Most Yards Returning Interceptions, Season**  
676 (1962)

**Most Yards Returning Interceptions, Game**  
245 (@ N.Y. Jets, 10/15/67)

**Most TDs, Returning Interceptions, Season**  
7 (1967)

**Most TDs, Returning Interceptions, Game**  
3 (vs. San Diego, 12/19/71)

## PUNT RETURNS

**Fewest Opponent Punt Returns, Season**  
20 (2020)  
20 (1961)  
22 (2021)  
23 (1990)

**Most Opponent Punt Returns, Season**  
64 (1979)  
60 (twice, last in 1976)

**Fewest Yards Allowed, Punt Returns, Season**  
144 (2005)  
160 (2000)  
171 (2020)  
186 (1990)

**Most Yards Allowed, Punt Returns, Season**  
748 (1979)  
668 (1976)

**Lowest Average Allowed, Punt Returns, Season**  
4.5 (2005)  
5.3 (1969)

**Highest Average Allowed, Punt Returns, Season**  
13.9 (2002)  
13.6 (1961)

**Most Touchdowns Allowed, Punt Returns, Season**  
3 (2002)  
2 (1962, 1965 and 2016)

## KICKOFF RETURNS

**Fewest Opponent Kickoff Returns, Season**  
21 (2016)  
22 (2015)  
25 (2018)  
26 (1982, nine games)  
30 (2011)  
31 (2014)  
32 (1970, 1986, 2017)

**Most Opponent Kickoff Returns, Season**  
81 (2003)  
78 (1995, 1996)  
76 (1999, 2000)  
74 (2002)  
71 (1990, 1997, 2009)

**Fewest Yards Allowed, Kickoff Returns, Season**  
462 (2016)  
564 (1982, nine games)  
599 (2015)  
680 (2011)  
695 (1986)

**Most Yards Allowed, Kickoff Returns, Season**  
1,714 (2009)  
1,675 (1996)  
1,596 (1999)  
1,587 (2000)  
1,528 (1997)

**Lowest Average Allowed, Kickoff Returns, Season**  
15.7 (1992)

**Highest Average Allowed, Kickoff Returns, Season**  
27.8 (2018)

## TEAM RECORDS: DEFENSE

27.6 (2014)  
 27.2 (2015)  
 26.1 (2012)  
 25.0 (2008)  
 24.9 (1985, 2001)

### Most Touchdowns Allowed, Kickoff Returns, Season

2 (1966, 1999)

## PUNTING

### Most Punts Forced, Season

105 (2000)  
 96 (1976)

### Fewest Punts Forced, Season

38 (1982, 9 games)  
 45 (2020)

56 (1964, 1989)

### Most Punts Forced, Game

11 (five times, last vs. Pittsburgh, 11/6/94)

### Fewest Punts Forced, Game

0 5 times (11/12/78 at New England; 11/5/95 at Cleveland; 12/5/04 at Indianapolis; 9/26/10 at N.Y. Giants; 12/27/20 at Green Bay)

### Lowest Punting Average Allowed (Gross), Season

37.1 (1960)

\* Denotes League Record

## ALL-TIME TWO-POINT CONVERSIONS

### TITANS

<b>1994 Oilers: 4-7</b>		<b>Run 0-0, Pass 4-7</b>	<b>10/21/01 vs. Det</b>	Steve McNair to Drew Bennett	Good
<b>9/4/94 vs. Ind</b>	Bucky Richardson to Reggie Brown	Good	<b>12/16/01 vs. GB</b>	Steve McNair to Kevin Dyson	NG
	Bucky Richardson to Haywood Jeffries	NG		Steve McNair to Derrick Mason	Good
<b>10/13/94 vs. Cle</b>	Billy Joe Tolliver to Haywood Jeffries	Good	<b>2002 Titans: 2-6</b>		
<b>12/11/94 vs. Sea</b>	Billy Joe Tolliver to Haywood Jeffries	Good	<b>9/8/02 vs. Phi</b>	Steve McNair run	NG
	Billy Joe Tolliver to Todd McNair	NG		Eddie George run	Good
<b>12/18/94 vs. KC</b>	Billy Joe Tolliver to Webster Slaughter	NG	<b>9/29/02 vs. Oak</b>	Steve McNair to Derrick Mason	NG
<b>12/24/94 vs. NYJ</b>	Bucky Richardson to Haywood Jeffries	Good		Steve McNair to Frank Wycheck	NG
				Eddie George Run	NG
<b>1995 Oilers: 2-5</b>		<b>Run 2-3, Pass 0-2</b>	<b>12/1/02 vs. NYG</b>	Steve McNair run	Good
<b>10/8/95 vs. Min</b>	Rodney Thomas run	Good	<b>2003 Titans: 3-4</b>		
<b>10/22/95 vs. Chi</b>	Chris Chandler run	Good	<b>10/5/03 vs. NE</b>	Steve McNair to Tyrone Calico	Good
<b>11/12/95 vs. Cin</b>	Will Furrer to Haywood Jeffries	NG	<b>12/7/03 vs. Ind</b>	Steve McNair Run	Good
<b>11/19/95 vs. KC</b>	Rich Camarillo to Bruce Matthews	NG		Steve McNair to Derrick Mason	NG
<b>12/24/95 vs. Buf</b>	Rodney Thomas run	NG	<b>12/14/03 vs. Buf</b>	Robert Holcombe run	Good
<b>1996 Oilers: 0-0</b>		<b>No Attempts</b>	<b>2004 Titans: 1-2</b>		
None			<b>9/26/04 vs. Jax</b>	Steve McNair to Derrick Mason	NG
<b>1997 Oilers: 2-4</b>		<b>Run 1-3, Pass 1-1</b>	<b>11/21/04 vs. Jax</b>	Steve McNair run	Good
<b>8/31/97 vs. Oak</b>	Eddie George Run	Good	<b>2005 Titans: 0-1</b>		
<b>9/28/97 vs. Pitt</b>	Steve McNair to Frank Wycheck	Good	<b>10/30/05 vs. Oak</b>	Steve McNair to Chris Brown	NG
<b>11/16/97 vs. Jax</b>	Rodney Thomas run	NG	<b>2006 Titans: 3-3</b>		
<b>12/14/97 vs. Bal</b>	Steve McNair run	NG	<b>9/10/06 vs. NYJ</b>	Travis Henry run	Good
<b>1998 Oilers: 1-4</b>		<b>Pass 0-0, Run 1-4</b>		Kerry Collins pass to Drew Bennett	Good
<b>9/27/98 vs. Jax</b>	Eddie George run	NG	<b>10/1/06 vs. Dal</b>	Vince Young run	Good
<b>10/11/98 vs. Bal</b>	Eddie George run	NG	<b>2007 Titans: 0-0</b>		
<b>11/29/98 vs. Sea</b>	Eddie George run	NG	None		
<b>12/20/98 vs. GB</b>	Eddie George run	Good	<b>2008 Titans: 1-1</b>		
<b>1999 Titans: 1-3</b>		<b>Pass 1-1, Run 0-2</b>	<b>10/27/08 vs. Ind</b>	Kerry Collins pass to Ahmard Hall	Good
<b>10/3/99 vs. SF</b>	Eddie George run	NG	<b>2009 Titans: 1-2</b>		
<b>11/28/99 vs. Cle</b>	Frank Wycheck run	NG	<b>10/4/09 at Jax</b>	Kerry Collins pass to Nate Washington	NG
<b>12/5/99 vs. Bal</b>	Steve McNair to Jackie Harris	Good		Chris Johnson run	Good
<b>2000 Titans: 0-0</b>		<b>No Attempts</b>	<b>2009 Titans: 1-2</b>		
None			<b>10/4/09 at Jax</b>		
<b>2001 Titans: 3-4</b>		<b>Pass 3-4, Run 0-0</b>	<b>10/4/09 at Jax</b>		
<b>10/14/01 vs. TB</b>	Steve McNair to Kevin Dyson	Good	<b>10/4/09 at Jax</b>		



# ALL-TIME TWO-POINT CONVERSIONS

## TITANS

<b>2010 Titans: 1-2</b>	<b>Run 0-0, Pass 1-2</b>
9/19/10 vs. Pit	Kerry Collins pass to Kenny Britt Good
10/31/10 at SD	Vince Young pass incomplete to Chris Johnson NG

<b>2011 Titans: 0-0</b>	<b>No Attempts</b>
None	

<b>2012 Titans: 1-1</b>	<b>Run 0-0, Pass 1-1</b>
11/4/12 vs. Chi	Matt Hasselbeck pass to Kenny Britt Good

<b>2013 Titans: 0-0</b>	<b>No Attempts</b>
None	

<b>2014 Titans: 0-1</b>	<b>Run 0-1, Pass 0-0</b>
10/26/14 vs. Hou	Leon Washington run NG

<b>2015 Titans: 3-5</b>	<b>Run 0-1, Pass 3-4</b>
9/27/15 vs. Ind	Jalston Fowler run NG
11/8/15 at NO	Marcus Mariota pass to Delanie Walker Good
11/29/15 vs. Oak	Marcus Mariota pass to Dorial Green-Beckham Good
12/13/15 at N.Y. Jets	Marcus Mariota pass to Dexter McCluster Good
12/27/15 vs. Hou	Zach Mettenberger pass to Anthony Fasano NG

<b>2016 Titans: 0-5</b>	<b>Run 0-0, Pass 0-5</b>
9/11/16 vs. Min	Marcus Mariota pass to DeMarco Murray NG
9/18/16 at Det	Marcus Mariota sacked NG
10/23/16 vs. Ind	Aborted play, Brett Kern pass to Ryan Succop NG
11/13/16 vs. GB	Marcus Mariota pass to Rishard Matthews NG
12/18/16 at KC	Marcus Mariota pass incomplete NG

<b>2017 Titans: 0-0</b>	<b>Run 0-0, Pass 0-0</b>
None	

<b>2018 Titans: 0-1</b>	<b>Run 0-0, Pass 0-1</b>
10/21/18 at LAC	Marcus Mariota pass to Taywan Taylor NG

<b>2019 Titans: 1-2</b>	<b>Run 1-1, Pass 0-1</b>
11/3/19 at Car	Ryan Tannehill pass to Adam Humphries NG
11/10/19 vs. KC	Ryan Tannehill run Good

<b>2020 Titans: 4-7</b>	<b>Run 3-4, Pass 1-3</b>
9/27/20 at Min	Ryan Tannehill pass to Jonnu Smith NG
10/18/20 vs. Hou	Ryan Tannehill pass to Nick Westbrook-Ikhine Good
11/1/20 at Cin	Brett Kern pass intercepted by Josh Bynes NG
11/22/20 at Bal	Ryan Tannehill run Good
12/6/20 vs. Cle	Derrick Henry run NG
12/6/20 at Cle	Ryan Tannehill run Good
12/20/20 vs. Det	Derrick Henry run Good

<b>2021 Titans: 2-2</b>	<b>Run 1-1, Pass 1-1</b>
9/26/21 vs. Ind	Derrick Henry run Good
10/3/21 at NYJ	Ryan Tannehill pass to MyCole Pruitt Good

<b>2022 Titans: 0-0</b>	<b>Run 0-0, Pass 0-0</b>
-------------------------	--------------------------

Titans Overall Two-Point Statistics: 36-72 (50.0%)

## OPPONENTS

<b>1994 Opponents: 2-2</b>	<b>Run 2-2, Pass 0-0</b>
10/13/94 vs. Cle	Tom Tupa Run Good
12/4/94 vs. Ari	Ronald Moore Run Good

<b>1995 Opponents: 0-2</b>	<b>Run 0-0, Pass 0-2</b>
11/26/95 vs. Den	John Elway to Shannon Sharpe NG
12/17/95 vs. NYJ	Boomer Esiason to Fred Baxter NG

<b>1996 Opponents: 1-3</b>	<b>Run 1-1, Pass 0-2</b>
9/15/96 vs. Bal	Vinny Testaverde pass NG
11/10/96 at NO	Michael Haynes run Good
10/13/96 at Atl	Bobby Hebert pass to Roell Preston NG

<b>1997 Opponents: 0-1</b>	<b>Run 0-0, Pass 0-1</b>
10/5/97 vs. Sea	Rick Tuten (kicking form.) bad snap, inc. pass NG

<b>1998 Opponents: 4-5</b>	<b>Run 0-0, Pass 4-5</b>
11/1/98 vs. Pit	Kordell Stewart to Charles Johnson Good
	Mike Tomczak to Charles Johnson Good
	Mike Tomczak to Will Blackwell Good
11/8/98 vs. TB	Trent Dilfer to Bert Emanuel NG
12/26/98 vs. Min	Randall Cunningham to Randy Moss Good

<b>1999 Opponents: 4-6</b>	<b>Run 0-1, Pass 4-5</b>
9/12/99 vs. Cin	Jeff Blake to Willie Jackson Good
	Ki-Jana Carter run NG
	Jeff Blake to Brian Milne Good
9/19/99 vs. Cle	Tim Couch Pass incomplete NG
10/17/99 vs. NO	B.J. Tolliver to Brett Bech Good
1/2/00 vs. Pit	Mike Tomczak to Hines Ward Good

<b>2000 Opponents: 0-0</b>	<b>No Attempts</b>
None	

<b>2001 Opponents: 1-2</b>	<b>Run 1-1, Pass 0-1</b>
10/7/01 vs. Bal	Elvis Grbac to Brandon Stokley NG
12/2/01 vs. Cle	Jamel White run Good

<b>2002 Opponents: 3-4</b>	<b>Run 0-0, Pass 3-4</b>
11/3/02 vs. Ind	Peyton Manning to Marvin Harrison Good
11/17/02 vs. Pit	Kordell Stewart to Dan Kreider Good
	Antwaan Randle El to Hines Ward Good
12/1/02 vs. NYG	Kerry Collins to Jeremy Shockey NG

<b>2003 Opponents: 0-1</b>	<b>Run 0-0, Pass 0-1</b>
12/14/03 vs. Buf	Drew Bledsoe to Bernard Shaw NG

<b>2004 Opponents: 1-2</b>	<b>Run 0-0, Pass 1-2</b>
9/26/04 vs. Jax	Byron Leftwich to Reggie Williams Good
1/2/05 vs. Det	Joey Harrington to Roy Williams NG

<b>2005 Opponents: 2-2</b>	<b>Run 0-0, Pass 2-2</b>
10/11/05 vs. Hou	David Carr to Corey Bradford Good
11/27/05 vs. SF	Ken Dorsey to Terry Jackson Good

<b>2006 Opponents: 1-2</b>	<b>Run 0-0, Pass 1-2</b>
10/22/06 at Was	Mark Brunell to Santana Moss Good
10/29/06 vs. Hou	Sage Rosenfels to Andre Johnson NG

<b>2007 Opponents: 1-1</b>	<b>Run 0-0, Pass 1-1</b>
10/21/07 at Hou	Sage Rosenfels to Andre Davis Good

## ALL-TIME TWO-POINT CONVERSIONS

### OPPONENTS

<b>2008 Opponents: 0-1</b>		<b>Run 0-1, Pass 0-0</b>		<b>2018 Opponents: 0-0</b>		<b>No Attempts</b>	
9/21/08 vs. Hou	Aborted kick, Matt Turk run		NG	None			
<b>2009 Opponents: 1-1</b>		<b>Run 1-1, Pass 0-0</b>		<b>2019 Opponents: 2-4</b>		<b>Run 0-0, Pass 2-4</b>	
9/20/09 vs. Mia	Ricky Williams run		Good	10/27/19 vs. TB	Jameis Winston pass incomplete		NG
				10/27/19 vs. TB	Jameis Winston pass to Chris Godwin		Good
<b>2010 Opponents: 0-2</b>		<b>Run 0-2, Pass 0-0</b>		11/24/19 vs. Jax	Nick Foles pass to DJ Chark		Good
10/31/10 at SD	Aborted kick, Kris Brown run		NG	11/24/19 vs. Jax	Nick Foles pass incomplete		NG
11/14/10 at Mia	Ronnie Brown run		NG				
<b>2011 Opponents: 0-2</b>		<b>Run 0-2, Pass 0-0</b>		<b>2020 Opponents: 1-8</b>		<b>Run 0-2, Pass 1-6</b>	
12/11/11 vs. NO	Pierre Thomas run		NG	9/27/20 at Min	Kirk Cousins pass to Adam Thielen		NG
1/1/12 at Hou	Snap over Jake Delhomme's head, rec. by Ten.		NG	10/13/20 vs. Buf	Josh Allen pass to Cole Beasley		NG
<b>2012 Opponents: 1-2</b>		<b>Run 0-0, Pass 1-2</b>		10/18/20 vs. Hou	Deshaun Watson pass to Randall Cobb		NG
9/23/12 vs. Det	Matthew Stafford pass to Nate Burleson		Good	11/22/20 at Bal	Lamar Jackson pass to J.K. Dobbins		Good
12/30/12 vs. Jax	Chad Henne pass incomplete		NG	11/29/20 at Ind	Jacoby Brissett run		NG
				11/29/20 at Ind	Philip Rivers pass to Zach Pascal		NG
<b>2013 Opponents: 1-1</b>		<b>Run 1-1, Pass 0-0</b>		12/27/20 at GB	Aaron Jones run		NG
9/15/13 at Hou	Arian Foster run		Good	1/3/21 at Hou	Deshaun Watson pass to Chad Hansen		NG
<b>2014 Opponents: 0-1</b>		<b>Run 0-0, Pass 0-0</b>		<b>2021 Opponents: 2-4</b>		<b>Run 0-0, Pass 2-4</b>	
12/14/14 vs. NYJ	Geno Smith pass incomplete		NG	10/10/21 at Jax	Trevor Lawrence pass to Jamal Agnew		NG
<b>2015 Opponents: 0-1</b>		<b>Run 0-0, Pass 0-1</b>		10/18/21 vs Buf	Dawson Knox pass to Josh Allen		Good
12/6/15 vs. Jax	Blake Bortles pass incomplete		NG	11/14/21 vs NO	Trevor Siemian pass to Mark Ingram II		NG
<b>2016 Opponents: 1-3</b>		<b>Run 1-2, Pass 0-1</b>		1/9/22 at Hou	Davis Mills pass to Danny Amendola		Good
10/16/16 vs. Cle	Cody Kessler pass incomplete		NG				
10/27/16 vs. Jax	Blake Bortles run		Good	<b>2022 Opponents: 1-2</b>		<b>Run 0-1, Pass 1-1</b>	
11/13/16 vs. GB	James Starks run		NG	9/11/22 vs NYG	Jamie Gillan run		NG
<b>2017 Opponents: 0-2</b>		<b>Run 0-0, Pass 0-2</b>		9/11/22 vs NYG	Daniel Jones pass to Saquon Barkley		Good
9/17/17 at Jax	Blake Bortles pass incomplete		NG				
9/24/17 vs. Sea	Russell Wilson pass incomplete		NG				

**Opponents Overall Statistics:** 30-67 (44.8%)

## ALL-TIME SHUTOUTS

#### ALL-TIME DEFENSIVE SHUTOUTS

Date	Opponent	Score
9/9/61	Oakland	55-0
9/10/66	Oakland	31-0
10/16/66	New York	24-0
10/13/68	at Boston	16-0
9/21/75	at New England	7-0
9/12/76	Tampa Bay	20-0
9/18/77	NY Jets	20-0
11/6/77	Chicago	47-0
12/4/80	Pittsburgh	6-0
10/22/89	Pittsburgh	27-0
9/27/92	San Diego	27-0
9/12/93	Kansas City	30-0
1/2/94	NY Jets	24-0
12/17/00	at Cleveland	24-0
12/25/00	Dallas	31-0
12/16/18	at NY Giants	17-0
12/12/21	Jacksonville	20-0

#### ALL-TIME OPPONENT SHUTOUTS

Date	Opponent	Score
12/4/60	at Dallas	0-24
12/1/63	at San Diego	0-27
10/12/69	at Kansas City	0-24
11/2/69	at Boston	0-24
11/1/70	at St. Louis	0-44
9/19/71	at Cleveland	0-31
10/9/72	Oakland	0-34
11/5/72	at Cleveland	0-20
11/25/73	New England	0-32
11/24/74	Dallas	0-10
12/11/76	Pittsburgh	0-21
9/22/85	at Pittsburgh	0-20
11/10/85	at Buffalo	0-20
12/7/86	at San Diego	0-27
11/26/89	at Kansas City	0-34
11/7/99	at Miami	0-17
12/28/08	at Indianapolis	0-23
10/18/09	at New England	0-59
11/28/10	at Houston	0-20
10/14/18	Baltimore	0-21
10/13/19	at Denver	0-16

## GAME-WINNING FIELD GOALS

The franchise has totaled 53 game-winning field goals since 1960, including three playoff game winners. **Rob Bironas** leads the franchise with 11 game-winning field goals, followed by the 10 by former Oiler/Titan **Al Del Greco** (1991-00). Bironas' 60-yard field goal vs. Indianapolis (12/3/06) ranks as the longest game-winning field goal in franchise history. A game-winning field goal is defined as one that was the final score of the game and gave the kicker's team the lead at any time in the fourth quarter or overtime.

Date	Opp.	Kicker	Length	Final Score	Date	Opp.	Kicker	Length	Final Score
10/24/65	Kansas City	Spikes	15	38-36	10/15/06	at Washington	Bironas	30	25-22
10/31/65	at Buffalo	Blanda	8	19-17	11/26/06	N.Y. Giants	Bironas	49	24-21
10/26/69	Denver	Gerela	22	24-21	12/3/06	Indianapolis	Bironas	60	20-17
12/1/74	at Pittsburgh	Butler	34	13-10	12/24/06	at Buffalo	Bironas	30	30-29
9/17/78	San Francisco	Fritsch	19	20-19	10/21/07	at Houston	Bironas	29	38-36
10/1/78	at Cleveland	Fritsch	19	16-13	11/2/08	Green Bay	Bironas	41	19-16*
9/23/79	at Cincinnati	Fritsch	29	30-27*	11/23/09	at Houston	Bironas	53	20-17
10/28/79	N.Y. Jets	Fritsch	35	27-24*	12/20/09	Miami	Bironas	46	27-24*
9/28/80	at Cincinnati	Fritsch	29	13-10	9/23/12	Detroit	Bironas	26	44-41*
12/2/84	Pittsburgh	Cooper	30	23-20*	10/11/12	Pittsburgh	Bironas	40	26-23
11/3/85	Kansas City	Zendejas	38	23-20	12/18/16	at Kansas City	Succop	53	19-17
11/24/85	San Diego	Zendejas	51	37-35	10/22/17	at Cleveland	Succop	47	12-9*
<b>1/3/88</b>	<b>Seattle</b>	<b>Zendejas</b>	<b>42</b>	<b>23-20*</b>	9/16/18	Houston	Succop	31	20-17
9/4/88	at Indianapolis	Zendejas	35	17-14*	9/23/18	at Jacksonville	Succop	28	9-6
11/13/89	Cincinnati	Zendejas	28	26-24	9/14/20	at Denver	Gostkowski	25	16-14
11/10/91	Dallas	Del Greco	23	26-23*	9/20/20	Jacksonville	Gostkowski	49	33-30
9/20/92	Kansas City	Del Greco	39	23-20*	9/27/20	at Minnesota	Gostkowski	55	31-30
12/12/93	Cleveland	Del Greco	25	19-17	1/3/21	at Houston	Sloman	37	41-38
10/6/96	at Cincinnati	Del Greco	49	30-27*	9/19/21	at Seattle	Bullock	36	33-30*
8/31/97	Oakland	Del Greco	33	24-21*	10/31/21	at Indianapolis	Bullock	44	34-31*
12/13/98	at Jacksonville	Del Greco	41	16-13	12/23/21	San Francisco	Bullock	44	20-17
9/12/99	Cincinnati	Del Greco	33	36-35					
9/10/00	Kansas City	Del Greco	36	17-14*					
11/5/00	Pittsburgh	Del Greco	29	9-7					
12/3/00	at Philadelphia	Del Greco	50	15-13					
10/14/01	Tampa Bay	Nedney	49	31-28*					
10/21/01	at Detroit	Nedney	46	27-24					
12/22/01	at Oakland	Nedney	21	13-10					
12/01/02	at N.Y. Giants	Nedney	38	32-29*					
<b>1/11/03</b>	<b>Pittsburgh</b>	<b>Nedney</b>	<b>26</b>	<b>34-31*</b>					
<b>1/3/04</b>	<b>at Baltimore</b>	<b>Anderson</b>	<b>46</b>	<b>20-17</b>					
12/11/05	Houston	Bironas	21	13-10					

\*Overtime games  
Playoff games in **bold**

## ALL-TIME RETURN TOUCHDOWNS

### INTERCEPTION RETURN TOUCHDOWNS

Yards	Player	Date	Opp	Result
99	Cortland Finnegan	9/21/2008	Hou	W, 31-12
98	Darryll Lewis	10/22/1995	@ Chi	L, 32-35
97	Jordan Babineaux	10/2/2011	@ Cle	W, 31-13
95	Willie Alexander	9/25/1977	@ GB	W, 16-10
95	Pete Jaquess	9/19/1964	Oak	W, 42-28
90	Mark Johnston	10/27/1963	KC	W, 28-7
87	Perry Phenix	11/12/2000	Bal	L, 23-24
83	Michael Griffin	12/21/2008	Pit	W, 31-14
83	Adam Jones	12/17/2006	Jax	W, 24-17
81	Samari Rolle	10/30/2000	@ Was	W, 27-21
79	Zach Brown	12/30/2012	Jax	W, 38-20
76	Vincent Fuller	10/7/2007	Atl	W, 20-13
75	Vernon Perry	1/6/1980	@ Pit *	L, 13-27
73	Eugene Seale	10/4/1987	@ Den	W, 40-10
66	Ken Houston	9/14/1968	@ Mia	W, 24-10
62	Blaine Bishop	11/5/1995	@ Cle	W, 37-10
62	Miller Farr	11/26/1967	NE	W, 27-6
61	Chris Hope	12/17/2006	Jax	W, 24-17
61	Vincent Fuller	9/24/2007	@ NO	W, 31-14
60	Rocky Boiman	9/28/2003	@ Pit	W, 30-13
58	Bubba McDowell	1/3/1993	@ Buf *	L, 38-41
56	Malcolm Butler	12/22/2018	Was	W, 25-16
52	Lamar Lathon	9/8/1991	@ Cin	W, 30-7
52	Miller Farr	12/7/1968	Buf	W, 35-6
52	Reynaldo Hill	10/30/2005	Oak	L, 25-34
51	Andre Dyson	10/12/2003	Hou	W, 38-17

Yards	Player	Date	Opp	Result
51	Ken Houston	10/5/1969	Buf	W, 28-14
51	Miller Farr	10/15/1967	@ NYJ	T, 28-28
51	Zeke Moore	10/20/1969	@ NYJ	L, 17-26
49	Eddie Robinson	11/12/1995	Cin	L, 25-32
49	Colin McCarthy	11/11/2012	@ Mia	W, 37-3
48	Ken Houston	10/31/1971	Cin	W, 10-6
47	Darryll Lewis	9/19/1993	@ SD	L, 17-18
47	Darryll Lewis	11/2/1997	Jax	L, 24-30
45	Benny Nelson	9/19/1964	Oak	W, 42-28
45	Vincent Fuller	12/13/2009	STL	W, 47-7
44	Steve Brown	9/4/1988	@ Ind	W, 17-14
43	Ken Houston	10/15/1967	@ NYJ	T, 28-28
42	Donald Mitchell	10/17/1999	@ NO	W, 24-21
41	Cortland Finnegan	10/24/2010	Phi	W, 37-19
40	Will Witherspoon	12/9/2012	@ Ind	L, 23-27
40	Larry Carwell	11/17/1968	Den	W, 38-17
40	Miller Farr	12/7/1968	Buf	W, 35-6
39	Denard Walker	10/26/1997	@ Ari	W, 41-14
39	Cortland Finnegan	11/8/2009	@ SF	W, 34-27
39	Miller Farr	10/1/1967	Den	W, 10-6
38	Malcolm Butler	9/8/2019	@ Cle	W, 43-13
38	Bo Orlando	12/19/1993	@ Pit	W, 26-17
37	Lamont Thompson	9/11/2004	@ Mia	W, 17-7
36	Cris Dishman	12/4/1994	Ari	L, 12-30
36	Darryll Lewis	9/29/1996	@ Pit	L, 16-30
36	Domingo Bryant	12/18/1988	@ Cle	L, 23-28
35	Ken Houston	12/19/1971	SD	W, 49-33
34	J.C. Wilson	9/30/1979	Cle	W, 31-10

## ALL-TIME RETURN TOUCHDOWNS

Yards	Player	Date	Opp	Result
33	Darryll Lewis	10/20/1991	@ Mia	W, 17-13
32	Peter Sirmon	12/22/2002	@ Jax	W, 28-10
31	Roderick Hood	11/15/2009	Buf	W, 41-17
31	Gene Babb	11/11/1962	@ Oak	W, 28-20
30	Zach Brown	12/30/2012	Jax	W, 38-20
30	Richard Johnson	10/14/1990	Cin	W, 48-17
30	Ken Houston	12/23/1967	@ Mia	W, 41-10
29	Ken Houston	12/19/1971	SD	W, 49-33
28	Don Floyd	12/2/1962	Den	W, 34-17
27	Lonnie Marts	11/1/1998	@ Pit	W, 41-31
26	Coty Sensabaugh	9/13/2015	@ TB	W, 42-14
26	Vincent Fuller	11/15/2009	Buf	W, 41-17
26	Bubba McDowell	12/7/1992	Chi	W, 24-7
25	Bob Atkins	12/19/1971	SD	W, 49-33
24	<b>Kevin Byard</b>	11/7/2021	@LAR	W, 28-16
24	Randall Godfrey	10/22/2000	@ Bal	W, 14-6
24	Rich Coady	12/16/2002	NE	W, 24-7
23	Jim Norton	10/22/1967	@ KC	W, 24-19
23	Marqueston Huff	12/7/2014	NYG	L, 7-36
23	Alterraun Verner	9/15/2013	@ Hou	L, 24-30
22	Ken Houston	12/15/1968	NE	W, 45-17
22	Zeke Moore	11/3/1974	@ NYJ	W, 27-22
22	Steve Jackson	10/17/1993	@ NE	W, 28-14
22	Jayon Brown	12/30/2018	Ind	L, 17-33
21	Brad Kassell	9/18/2005	Bal	W, 25-10
20	Chuck Cecil	10/8/1995	@ Min	L, 17-23
17	Ken Houston	12/12/1971	@ Buf	W, 20-14
17	Johnny Baker	9/27/1964	@ Den	W, 38-17
16	Andre Dyson	9/22/2002	Cle	L, 28-31
15	Fred Glick	9/14/1963	Den	W, 20-14
15	Dave Ball	11/27/2008	@ Det	W, 47-10
11	Andre Dyson	11/9/2003	Mia	W, 31-7
9	Logan Ryan	1/4/20	@ NE*	W, 20-14
8	Keith Bulluck	12/25/2000	Dal	W, 31-0
2	<b>Elijah Molden</b>	10/31/2021	@ Ind	W, 34-31
1	Joe Bowden	11/8/1998	@ TB	W, 31-22

\* Postseason

## FUMBLE RETURN TOUCHDOWNS

Yards	Player	Date	Opp	Result
96	C.L. Whittington	10/3/1976	@ NO	W, 31-26
93	Robert Lyles	10/19/1986	@ Cin	L, 28-31
92	Cortland Finnegan	12/17/2006	Jax	W, 24-17
83	Denard Walker	1/2/2000	@ Pit	W, 47-36
80	Marcus Robertson	9/5/1993	@ NO	L, 21-33
77	Jason McCourty	10/13/2013	@ Sea	L, 13-20
72	Alterraun Verner	9/23/2012	Det	W, 44-41
72	Terry Kinard	12/9/1990	Cle	W, 58-14
70	Al Smith	12/8/1991	Pit	W, 31-6
68	Ken Houston	9/26/1971	KC	L, 16-20
66	Zeke Moore	11/13/1977	@ Oak	L, 29-34
63	Desmond King II	11/8/2020	Chi	W, 24-17
62	Jason McCourty	11/30/2014	@ Hou	L, 21-45
61	Keith Bulluck	11/3/2002	@ Ind	W, 23-15
61	Samari Rolle	12/21/2003	@ Hou	W, 27-24
58	Cris Dishman	9/12/1993	KC	W, 30-0
55	Robert Lyles	12/6/1987	SD	W, 33-18
53	Rashaan Evans	11/10/2019	KC	W, 35-32
48	Willie Germany	9/21/1975	@ NE	W, 7-0
46	Jayon Brown	12/8/2019	@ Oak	W, 42-21
43	John Corker	12/14/1980	@ GB	W, 22-3
42	Marcus Robertson	11/27/1997	@ Dal	W, 27-14
41	Johnny Peacock	12/20/1970	@ Dal	L, 10-52
40	Tony Brown	10/29/2006	Hou	W, 28-22
39	Keith Bulluck	1/2/2005	Det	W, 24-19
38	Curley Culp	9/28/1975	SD	W, 33-17
38	Elvin Bethea	10/27/1974	@ Cin	W, 34-21
38	Tom Domres	11/16/1969	@ Den	T, 20-20
34	Gregg Bingham	11/6/1977	Chi	W, 47-0

Yards	Player	Date	Opp	Result
32	Keith Bulluck	10/19/2003	@ Car	W, 37-17
30	<b>Kevin Byard</b>	10/10/2021	@ Jax	W, 37-19
30	Henry Ford	12/25/2000	Dal	W, 31-0
27	Marcus Robertson	11/23/1997	Buf	W, 31-14
27	Antwan Odom	11/20/2005	Jax	L, 28-31
27	Johnny Peacock	12/6/1969	NYJ	L, 26-34
25	Antwan Odom	9/25/2005	@ STL	L, 27-31
25	Keith Bostic	11/25/1984	@ Cle	L, 10-27
20	Jesse Baker	10/14/1979	@ Bal	W, 28-16
19	Garland Boyette	11/28/1971	Cle	L, 24-37
19	Cris Dishman	10/6/1991	Den	W, 42-14
19	Mike Dumas	9/1/1991	Oak	W, 47-17
16	Keith Bulluck	11/19/2006	@ Phi	W, 31-13
15	Johnny Meads	9/6/1992	Pit	L, 24-29
14	Jevon Kearse	1/2/2000	@ Pit	W, 47-36
14	Bobby Myers	9/9/2001	Mia	L, 23-31
12	Doug Cline	11/12/1961	NE	W, 27-15
12	Joe Bowden	10/18/1998	Cin	W, 44-14
10	William Fuller	11/26/1992	@ Det	W, 24-21
8#	Mike Munchak	9/14/1986	Cle	L, 20-23
8	Ray Childress	11/1/1992	@ Pit	L, 20-21
7	Doug Cline	9/10/1966	Oak	W, 31-0
5	Greg Stemrick	10/9/1977	Pit	W, 27-10
4	Wesley Woodyard	12/24/2017	LAR	L, 23-27
3#	MyCole Pruitt	12/6/2020	Cle	L, 35-41
3	Wesley Woodyard	12/6/2015	Jax	W, 42-39
0#	Anthony Firkser	11/21/2021	Hou	L, 13-22
0	DaQuan Jones	1/1/2017	Hou	W, 24-17
0	Karl Klug	9/29/2013	NYJ	W, 38-13
0#	Erron Kinney	12/28/2003	TB	W, 33-13
0	Michael Roan	11/15/1998	Pit	W, 23-14
0	Ray Childress	12/5/1993	Atl	W, 33-17
0	Jeff Donaldson	9/21/1986	@ KC	L, 13-27
0	Mike Reinfeldt	9/19/1982	Sea	W, 23-21
0	Doug Cline	11/26/1961	Den	W, 45-14

# Own fumble recovery (all others opponent fumble recoveries)

## PUNT RETURN TOUCHDOWNS

Yards	Player	Date	Opp	Result
90	Adam Jones	11/19/2006	@ Phi	W, 31-13
87	Billy Johnson	10/16/1977	Cle	L, 23-24
87	Marc Mariani	11/21/2010	Was	L, 16-19
83	Billy Johnson	11/16/1975	Mia	W, 20-19
82	Bobby Jancik	12/20/1964	Den	W, 34-15
81	Adam Jones	12/31/2006	NE	L, 23-40
81	Darius Reynaud	12/30/2012	Jax	W, 38-20
79	Marc Mariani	11/13/2011	@ Car	W, 30-3
78	Ernest Givins	12/11/1994	Sea	L, 14-16
72	Billy Johnson	12/11/1977	@ Cle	W, 19-15
69	Darius Reynaud	12/30/2012	Jax	W, 38-20
69	Ronnie Coleman	10/24/1976	Cin	L, 7-27
69	Derrick Mason	10/30/2000	@ Was	W, 27-21
65	Tommie Campbell	9/23/2012	Det	W, 44-41
65	Derrick Mason	11/28/1999	@ Cle	W, 33-21
63	Billy Johnson	10/5/1975	Cin	L, 19-21
58	Justin McCareins	11/23/2003	@ Atl	W, 38-31
53	Adam Jones	10/29/2006	Hou	W, 28-22
52	Billy Johnson	10/26/1975	Det	W, 24-8
52	Adam Jones	12/11/2005	Hou	W, 13-10
23	Don Floyd	12/13/1964	NYJ	W, 33-17

## KICKOFF RETURN TOUCHDOWNS

Yards	Player	Date	Opp	Result
105	Darius Reynaud	9/23/2012	Det	W, 44-41
104	Ken Hall	10/23/1960	@ NYJ	W, 42-28
103	Bob Gresham	9/23/1973	@ Cin	L, 10-24
101	Derrick Mason	11/18/2001	@ Cin	W, 20-7



## ALL-TIME RETURN TOUCHDOWNS

Yards	Player	Date	Opp	Result
98	Marc Mariani	10/3/2010	Den	L, 20-26
97	Carl Roaches	9/18/1983	Pit	L, 28-40
96	Carl Roaches	10/4/1981	Cin	W, 17-10
95	Willie Tullis	9/6/1981	@ LAR	W, 27-20
94	Darius Jennings	9/9/2018	@ Mia	L, 20-27
93	Steve Brown	12/11/1983	Cle	W, 34-27
93	Ode Burrell	11/29/1964	NE	L, 17-34
92	Zeke Moore	10/22/1967	@ KC	W, 24-19
90	Lorenzo White	12/4/1988	Pit	L, 34-37
88	Billy Cannon	12/18/1960	NE	W, 37-21
84	Tommie Campbell	11/27/2011	TB	W, 23-17
81	Billy Johnson	10/12/1975	@ Cle	W, 40-10
80	Derrick Mason	1/23/2000	@ Jax *	W, 33-14
75	Billy Johnson	11/6/1977	Chi	W, 47-0
75	Kevin Dyson	1/8/2000	Buf *	W, 22-16
42	A.J. Brown	11/29/2020	@ Ind	W, 45-26

\* Postseason

Yards	Player	Date	Opp	Result
0	Ward Walsh	10/15/1972	@ Pit	L, 7-24
0	Eugene Seale	11/13/1989	Cin	W, 26-24
0	Bubba McDowell	10/6/1991	Den	W, 42-14
0	Keith Bulluck	9/14/2008	@ Cin	W, 24-7
0	Patrick Bailey	10/30/2011	Ind	W, 27-10

BLOCKED/MISSED FIELD GOALS  
RETURNED FOR TOUCHDOWNS

Yards	Player	Date	Opp	Result
71	Ken Houston	10/15/1967	@ NYJ	T, 28-28
69	Donald Mitchell	10/21/2001	@ Det	W, 27-24
63	Tye Smith	12/1/2019	@ Ind	W, 31-17
62	Mark Johnston	11/26/1961	Den	W, 45-14
58	Tony Banfield	12/9/1962	Oak	W, 32-17

BLOCKED PUNTS RETURNED  
FOR TOUCHDOWNS

Yards	Player	Date	Opp	Result
26	Donald Mitchell	10/7/2001	@ Bal	L, 7-26
20	Mike Akiu	10/27/1985	@ STL	W, 20-10
14	Larry Eaglin	10/7/1973	LAR	L, 26-31
10	Cris Dishman	10/2/1988	@ Phi	L, 23-32
7	Cris Dishman	9/24/1989	Buf	L, 41-47
0	Norm Evans	11/28/1965	@ KC	L, 21-52
0	Larry Onesti	12/18/1965	@ NE	L, 14-42

## TOP PERFORMANCES: 100-YARD RUSHING GAMES

Yards	Player	Date	Opp	Att	Avg	TD
250	<b>Derrick Henry</b>	01/03/21	Hou	34	7.4	2
238	<b>Derrick Henry</b>	12/06/18	Jac	17	14.0	4
228	Chris Johnson	11/01/09	Jac	24	9.5	2
216	Billy Cannon	12/10/61	NYT	25	8.6	3
216	Eddie George	08/31/97	Oak	35	6.2	1
215	<b>Derrick Henry</b>	12/13/20	Jax	26	8.3	2
212	<b>Derrick Henry</b>	10/18/20	Hou	22	9.6	2
211	<b>Derrick Henry</b>	12/29/19	Hou	32	6.6	3
206	Earl Campbell	11/16/80	Chi	31	6.6	0
203	Earl Campbell	10/19/80	TB	33	6.2	0
203	Earl Campbell	12/21/80	Min	29	7.0	1
202	Earl Campbell	10/26/80	Cin	27	7.5	2
199	Earl Campbell	11/20/78	Mia	28	7.1	4
199	Eddie George	12/09/99	Oak	28	7.1	2
197	Chris Johnson	09/20/09	Hou	16	12.3	2
195	Earl Campbell	11/22/79	Dal	33	5.9	2
195	Chris Johnson	10/21/12	Buf	18	10.8	2
194	Gary Brown	11/21/93	Cle	34	5.7	1
190	Chris Johnson	11/27/11	TB	23	8.3	0
188	<b>Derrick Henry</b>	11/10/19	KC	23	8.2	2
186	Earl Campbell	10/11/81	Sea	39	4.8	2
183	Hoyle Granger	12/04/66	SD	19	9.6	0
182	Earl Campbell	10/04/81	Cin	37	4.9	1
182	<b>Derrick Henry</b>	09/19/21	Sea	35	5.2	3
181	Earl Campbell	12/14/80	GB	36	5.0	2
181	Eddie George	10/08/00	Cin	36	5.0	1
179	Sid Blanks	12/13/64	NYJ	21	8.5	3
178	Earl Campbell	10/12/80	KC	38	4.7	1
178	<b>Derrick Henry</b>	11/29/20	Ind	27	6.6	3
178	Travis Henry	10/15/06	Was	32	5.6	1
176	Eddie George	12/17/00	Cle	34	5.2	3
175	Chris Brown	09/09/07	Jac	19	9.2	0
170	<b>Derrick Henry</b>	12/16/18	NYG	33	5.2	2

Yards	Player	Date	Opp	Att	Avg	TD
168	Chris Johnson	10/19/08	KC	18	9.3	1
167	Eddie George	10/16/00	Jac	29	5.8	1
166	Gary Brown	11/14/93	Cin	26	6.4	1
166	Earl Campbell	09/02/79	Was	32	5.2	2
160	Hoyle Granger	12/23/67	Mia	21	7.6	1
159	<b>Derrick Henry</b>	11/24/19	Jax	19	8.5	2
158	Earl Campbell	09/23/79	Cin	34	4.6	1
157	Earl Campbell	11/02/80	Den	36	4.4	2
157	<b>Derrick Henry</b>	10/03/21	NYJ	33	4.8	1
156	Lorenzo White	11/21/94	NYG	27	5.8	0
155	Eddie George	10/17/99	NO	28	5.5	0
154	Chris Johnson	11/29/09	Ari	18	8.6	1
153	Eddie George	11/01/98	Pit	34	4.5	1
153	Chris Johnson	12/04/11	Buf	23	6.7	2
152	Chris Brown	09/19/04	Ind	26	5.8	1
152	Eddie George	10/06/96	Cin	26	5.8	1
151	Chris Johnson	11/23/09	Hou	29	5.2	0
150	Chris Johnson	11/03/13	StL	23	6.5	2
150	Mike Rozier	09/20/87	Buf	29	5.2	1
149	<b>Derrick Henry</b>	12/01/19	Ind	26	5.7	1
149	Earl Campbell	10/14/79	Bal	22	6.8	3
149	Rob Carpenter	11/27/77	KC	14	10.6	0
149	LenDale White	10/19/08	KC	17	8.8	3
149	Lorenzo White	10/11/92	Cin	25	6.0	0
148	Chris Brown	10/11/04	GB	27	5.5	2
147	Chris Brown	10/31/04	Cin	32	4.6	1
147	<b>Derrick Henry</b>	12/20/20	Det	24	6.1	1
145	Billy Cannon	12/17/61	Oak	21	6.9	1
144	Allen Pinkett	09/01/91	LAA	26	5.5	1
144	Mike Rozier	10/25/87	Atl	29	5.0	1
143	Joe Dawkins	11/22/70	Cle	22	6.5	2
143	Eddie George	09/08/96	Jac	17	8.4	1
143	<b>Derrick Henry</b>	10/18/21	Buf	20	7.2	3



## TOP PERFORMANCES: 100-YARD RUSHING GAMES

Yards	Player	Date	Opp	Att	Avg	TD	Yards	Player	Date	Opp	Att	Avg	TD
143	Travis Henry	11/19/06	Phi	18	7.9	1	119	<b>Derrick Henry</b>	9/27/20	Min	26	4.6	2
142	Earl Campbell	09/19/82	Sea	30	4.7	1	119	Fred Willis	11/12/72	Phi	21	5.7	0
142	Earl Campbell	09/25/83	Buf	30	4.7	1	118	Billy Cannon	11/05/61	Den	11	10.7	1
142	Ronnie Coleman	09/12/76	TB	25	5.7	0	117	Chris Johnson	11/14/10	Mia	17	6.9	1
142	Hoyle Granger	11/12/67	Den	22	6.5	0	117	Chris Johnson	12/13/09	StL	28	4.2	2
142	Skip Hicks	12/16/01	GB	17	8.4	1	117	Larry Moriarty	11/11/84	KC	29	4.0	0
142	Chris Johnson	12/25/09	SD	21	6.8	1	116	Eddie George	10/05/97	Sea	26	4.5	0
142	Chris Johnson	09/12/10	Oak	27	5.3	2	116	<b>Derrick Henry</b>	09/14/20	Den	31	3.7	0
142	Charley Tolar	09/23/62	SD	18	7.9	1	116	Lorenzo White	12/09/90	Cle	18	6.4	4
141	Woody Campbell	12/03/67	Mia	18	7.8	1	116	Lorenzo White	12/07/92	Chi	21	5.5	1
141	Eddie George	12/01/96	NYJ	28	5.0	2	115	Eddie George	11/23/03	Atl	26	4.4	1
141	Mike Rozier	10/09/88	KC	27	5.2	0	115	DeMarco Murray	09/24/17	Sea	14	8.2	1
141	Chris Johnson	09/30/12	Hou	25	5.6	0	115	Lorenzo White	12/03/89	Pit	23	5.0	1
141	Chris Johnson	11/04/12	Chi	16	8.8	1	114	Gary Brown	12/25/93	SF	19	6.0	0
139	Hoyle Granger	12/14/69	BPA	25	5.6	0	114	Rob Carpenter	09/21/80	Bal	24	4.8	1
138	Earl Campbell	12/04/83	Mia	28	4.9	1	114	Ronnie Coleman	10/23/77	Pit	26	4.4	0
138	Hoyle Granger	10/01/67	Den	20	6.9	0	114	DeMarco Murray	09/25/16	Oak	16	7.1	1
138	Larry Moriarty	11/18/84	NYJ	23	6.0	1	114	Dave Smith	10/14/62	NYT	20	5.7	1
137	Earl Campbell	09/03/78	Atl	15	9.1	1	113	Eddie George	11/28/99	Cle	26	4.3	2
137	Eddie George	10/25/98	Chi	21	6.5	0	113	Eddie George	10/13/02	Jac	31	3.6	1
136	Chris Johnson	12/07/08	Cle	19	7.2	1	113	<b>Derrick Henry</b>	09/26/21	Ind	28	4.0	0
135	Travis Henry	12/24/06	Buf	25	5.4	0	113	Chris Johnson	12/06/09	Ind	27	4.2	0
135	Chris Johnson	11/08/09	SF	25	5.4	2	113	LenDale White	12/09/07	SD	30	3.8	1
134	Earl Campbell	12/16/79	Phi	16	8.4	1	112	Ode Burrell	11/28/65	KC	14	8.0	2
134	Eddie George	11/19/00	Cle	36	3.7	3	112	Earl Campbell	11/18/79	Cin	19	5.9	2
134	Eddie George	11/08/98	TB	27	5.0	1	112	Ronnie Coleman	09/28/75	SD	16	7.0	1
134	Chris Johnson	01/03/10	Sea	36	3.7	2	112	<b>Derrick Henry</b>	11/01/20	Cin	18	6.2	1
133	<b>Derrick Henry</b>	11/22/20	Bal	28	4.8	1	112	Mike Rozier	11/15/87	Pit	29	3.9	0
133	LenDale White	10/28/07	Oak	25	5.3	0	112	Marcus Mariota	12/6/15	Jax	9	12.4	1
132	D'Onta Foreman	01/02/22	Mia	26	5.1	1	111	Hoyle Granger	12/03/67	Mia	25	4.4	1
132	Chris Johnson	11/15/09	Buf	26	5.1	2	111	Chris Johnson	10/18/10	Jax	26	4.3	1
131	<b>Derrick Henry</b>	10/16/17	Ind	19	6.9	1	111	Chris Johnson	12/09/10	Hou	22	5.0	1
131	<b>Dontrell Hilliard</b>	11/28/21	NE	12	10.9	1	110	Ronnie Coleman	10/12/75	Cle	14	7.9	0
131	Chris Johnson	10/10/10	Dal	19	6.9	2	110	Eddie George	11/27/97	Dal	34	3.2	0
131	Earl Campbell	09/16/79	KC	32	4.1	1	110	Charley Tolar	11/04/62	DLT	24	4.6	0
130	Earl Campbell	11/10/80	NE	30	4.3	2	109	Gary Brown	12/12/93	Cle	23	4.7	0
130	Earl Campbell	12/11/83	Cle	32	4.1	1	109	Earl Campbell	12/10/79	Pit	33	3.3	0
130	Earl Campbell	10/16/83	Min	29	4.5	1	109	Earl Campbell	11/30/80	Cle	27	4.0	1
130	Eddie George	12/30/01	Cle	26	5.0	2	109	D'Onta Foreman	11/28/21	NE	19	5.7	0
130	<b>Derrick Henry</b>	10/10/21	Jax	29	4.5	3	109	Eddie George	10/13/96	Atl	23	4.7	0
130	Chris Johnson	11/13/11	Car	27	4.8	1	109	<b>Derrick Henry</b>	12/03/17	Hou	11	9.9	1
130	Chris Johnson	12/19/10	Hou	24	5.4	1	109	Chris Johnson	09/14/08	Cin	19	5.7	0
130	Chris Johnson	11/21/10	Was	21	6.2	0	109	Charley Tolar	09/09/62	Buf	17	6.4	1
129	Eddie George	12/14/97	Bal	26	5.0	0	108	Earl Campbell	12/02/79	Cle	22	4.9	1
128	Chris Johnson	10/18/09	NE	17	7.5	0	108	D'Onta Foreman	12/19/21	Pit	22	4.9	0
127	Sid Blanks	09/19/64	Oak	6	21.2	0	108	Rodney Thomas	11/05/95	Cle	17	6.4	0
127	Chris Johnson	12/29/13	Hou	27	4.7	1	107	Earl Campbell	11/11/79	Oak	32	3.3	1
126	Mike Rozier	12/11/88	Cin	22	5.7	3	107	Earl Campbell	09/10/78	KC	22	4.9	2
126	Chris Johnson	11/11/12	Mia	23	5.5	1	107	Earl Campbell	11/13/83	Det	28	3.8	0
125	Chris Johnson	09/26/10	NYG	32	3.9	2	107	Eddie George	10/18/98	Cin	25	4.3	0
125	Eddie George	10/01/00	NYG	35	3.6	1	107	Hoyle Granger	12/16/67	SD	27	4.0	1
125	Eddie George	10/19/97	Was	31	4.0	2	107	Don Hardeman	09/28/75	SD	27	4.0	1
125	Chris Johnson	11/27/08	Det	16	7.8	2	107	Travis Henry	11/12/06	Bal	27	4.0	1
125	Lorenzo White	11/26/90	Buf	18	6.9	1	107	Roy Hopkins	10/26/69	Den	14	7.6	2
124	Hoyle Granger	11/26/67	BPA	22	5.6	1	107	DeMarco Murray	10/23/16	Ind	25	4.3	1
123	Earl Campbell	09/04/83	GB	27	4.6	3	107	Dave Smith	10/30/60	Buf	12	8.9	0
123	Ronnie Coleman	09/15/74	SD	21	5.9	0	107	Charley Tolar	12/15/62	NYT	29	3.7	1
123	Eddie George	11/14/99	Cin	29	4.2	2	106	Earl Campbell	09/15/80	Cle	18	5.9	0
123	Travis Henry	10/08/06	Ind	19	6.5	0	106	Eddie George	10/27/02	Cin	21	5.0	0
123	DeMarco Murray	10/27/16	Jax	21	5.9	1	106	Eddie George	09/07/97	Mia	23	4.6	1
123	DeMarco Murray	11/13/16	GB	17	7.2	1	106	Eddie George	10/12/97	Cin	30	3.5	0
122	Earl Campbell	09/06/81	LAN	27	4.5	0	106	LenDale White	11/27/08	Det	23	4.6	2
122	Earl Campbell	11/26/78	Cin	27	4.5	0	105	Earl Campbell	10/15/78	Buf	19	5.5	0
122	Eddie George	11/09/97	NYG	32	3.8	1	105	Billy Cannon	11/06/60	Den	16	6.6	0
122	Mike Rozier	11/29/87	Ind	26	4.7	0	105	Charley Tolar	11/11/62	Oak	28	3.8	1
122	Chris Johnson	12/17/12	NYJ	21	5.8	1	104	Chris Brown	12/05/04	Ind	19	5.5	0
121	Eddie George	10/11/98	Bal	30	4.0	0	104	Earl Campbell	10/08/78	Oak	25	4.2	0
121	Herman Hunter	10/11/87	Cle	28	4.3	0	104	Hoyle Granger	11/09/69	Cin	15	6.9	0
121	DeMarco Murray	10/09/16	Mia	27	4.5	0	104	Hoyle Granger	12/15/68	BPA	18	5.8	2
120	Earl Campbell	11/05/79	Mia	32	3.8	0	104	Chris Johnson	12/20/09	Mia	29	3.6	0
120	Rob Carpenter	11/13/77	Oak	19	6.3	0	104	Dave Smith	09/11/60	Oak	19	5.5	1

## TOP PERFORMANCES: 100-YARD RUSHING GAMES

Yards	Player	Date	Opp	Att	Avg	TD
104	Rodney Thomas	11/26/95	Den	13	8.0	1
104	LenDale White	10/21/07	Hou	27	3.9	1
103	<b>Derrick Henry</b>	11/12/20	Ind	19	5.4	0
103	<b>Derrick Henry</b>	12/08/19	Oak	18	5.7	2
103	Billy Cannon	12/15/62	NYT	9	11.4	1
103	Mike Rozier	12/27/87	Cin	20	5.2	0
103	LenDale White	12/23/07	NYJ	23	4.5	0
102	Earl Campbell	10/29/78	Cin	18	5.7	0
102	Eddie George	12/26/99	Jac	26	3.9	0
102	Eddie George	12/29/02	Hou	25	4.1	1
102	Travis Henry	12/31/06	NE	21	4.9	0
102	Larry Moriarty	12/09/84	LAN	24	4.3	1
101	Chris Brown	09/26/04	Jac	23	4.4	1
101	Gary Brown	09/03/95	Jac	29	3.5	0
101	Earl Campbell	10/09/83	Den	19	5.3	1
101	Woody Campbell	11/12/67	Den	16	6.3	1
101	Ronnie Coleman	11/27/77	KC	15	6.7	0
101	Eddie George	12/03/00	Phi	32	3.2	0
101	Eddie George	12/16/02	NE	31	3.3	0
101	Hoyle Granger	09/09/67	KC	13	7.8	1
101	Chris Johnson	10/02/11	Cle	23	4.4	0
101	Allen Pinkett	09/08/91	Cin	21	4.8	1
101	Charley Tolar	09/09/61	Oak	18	5.6	1
101	Butch Woolfolk	11/03/85	KC	14	7.2	1
100	Chris Brown	09/11/04	Mia	16	6.3	0

Yards	Player	Date	Opp	Att	Avg	TD
100	Gary Brown	12/19/93	Pit	20	5.0	0
100	Eddie George	09/21/03	NO	29	3.4	1
100	Eddie George	09/20/98	NE	23	4.3	0
100	<b>Derrick Henry</b>	09/29/19	Atl	27	3.7	0
100	Paul Robinson	12/16/73	Cin	20	5.0	1
100	Mike Rozier	09/04/88	Ind	25	4.0	1
100	LenDale White	11/04/07	Car	31	3.2	1
100	Lorenzo White	09/06/92	Pit	13	7.7	0

## TOP PERFORMANCES: 300-YARD PASSING GAMES

Yards	Player	Date	Opp	Att	Cmp	Pct	TD	Int	Rate
527	Warren Moon	12/16/90	KC	45	27	60.0	3	0	123.1
492	Billy Volek	12/19/04	Oak	60	40	66.7	4	1	107.1
464	George Blanda	10/29/61	Buf	32	18	56.3	4	4	101.0
457	Jacky Lee	10/13/61	BPA	41	27	65.9	2	2	99.3
432	Warren Moon	11/10/91	Dal	56	41	73.2	0	0	95.2
426	Billy Volek	12/13/04	KC	43	29	67.4	4	0	130.6
423	Warren Moon	10/13/91	NYJ	50	35	70.0	2	2	92.3
421	Steve McNair	10/12/03	Hou	27	18	66.7	3	0	146.8
418	George Blanda	11/19/61	NYT	32	20	62.5	7	1	132.8
414	Warren Moon	12/23/89	Cle	51	32	62.7	2	1	93.1
413	Pete Beathard	09/09/68	KC	48	23	47.9	2	3	65.7
402	Ryan Fitzpatrick	12/15/13	Ari	58	36	62.1	4	2	91.3
399	Warren Moon	11/17/91	Cle	44	31	70.5	3	1	111.8
398	Steve McNair	09/29/02	Oak	46	32	69.6	2	4	74.4
398	Warren Moon	10/05/86	Det	38	21	55.3	1	3	67.7
397	Warren Moon	09/09/90	Atl	52	31	59.6	4	2	93.2
393	George Blanda	11/01/64	Buf	68	37	54.4	1	3	58.0
391	<b>Ryan Tannehill</b>	12/08/19	Oak	27	21	77.8	3	1	140.4
389	<b>Ryan Tannehill</b>	12/06/20	Cle	45	29	64.4	3	1	104.8
388	Ken Stabler	11/23/80	NYJ	51	33	64.7	4	4	81.2
387	Vince Young	11/29/09	Ari	43	27	62.8	1	0	99.7
386	George Blanda	09/16/62	BPA	36	20	55.6	3	4	81.3
381	Warren Moon	10/28/90	NYJ	43	30	69.8	1	0	104.9
378	Jake Locker	09/23/12	Det	42	29	69.0	2	0	113.0
377	Gifford Nielsen	12/20/81	Pit	37	24	64.9	3	2	103.1
371	Marcus Mariota	11/08/15	NO	39	28	71.8	4	0	135.7
369	Warren Moon	10/14/90	Cin	33	21	63.6	5	1	128.7
369	Warren Moon	11/07/93	Sea	55	36	65.5	2	2	81.6
367	Marcus Mariota	09/27/15	Ind	44	27	61.4	2	2	84.2
366	George Blanda	11/13/60	LAC	55	31	56.4	3	4	64.7
366	<b>Ryan Tannehill</b>	10/18/20	Hou	41	30	73.2	4	1	122.6
365	Warren Moon	09/09/84	Ind	43	23	53.5	0	0	82.0
364	Warren Moon	12/22/85	Ind	40	22	55.0	2	2	81.7
361	Warren Moon	09/13/92	Ind	39	29	74.4	2	0	119.7
360	Steve McNair	10/05/03	NE	45	23	51.1	0	1	68.8
358	Matt Hasselbeck	09/18/11	Bal	42	30	71.4	1	1	95.1
356	Warren Moon	10/21/84	SF	33	25	75.8	2	2	105.1
355	Warren Moon	09/30/90	SD	46	27	58.7	2	1	88.6
355	Neil O'Donnell	10/03/99	SF	40	20	50.0	2	1	87.0
354	Dan Pastorini	10/20/74	StL	40	26	65.0	1	0	101.5
352	Chris Chandler	09/24/95	Cin	26	23	88.5	4	0	158.3
351	George Blanda	12/03/61	SD	33	20	60.6	4	1	123.9
350	George Blanda	12/17/61	Oak	31	18	58.1	4	2	110.2

Yards	Player	Date	Opp	Att	Cmp	Pct	TD	Int	Rate
350	Matt Hasselbeck	12/24/11	Jac	40	24	60.0	1	2	76.0
348	Archie Manning	09/04/83	GB	34	22	64.7	1	2	83.9
347	<b>Ryan Tannehill</b>	09/19/21	Sea	40	27	67.5	0	0	94.5
345	Zach Mettenberger	11/23/14	Phi	39	20	51.3	2	1	88.1
345	Warren Moon	11/05/89	Det	38	30	78.9	2	1	111.1
344	Marcus Mariota	09/30/18	Phi	43	30	69.8	2	1	99.4
343	Steve McNair	11/27/05	SF	41	23	56.1	3	1	97.9
343	Warren Moon	11/04/90	LAN	43	26	60.5	1	2	74.1
342	George Blanda	12/22/63	Oak	32	20	62.5	5	2	112.2
342	Warren Moon	10/25/92	Cin	40	27	67.5	2	1	100.2
342	Warren Moon	12/05/93	Atl	42	24	57.1	1	0	91.6
341	Steve McNair	09/12/99	Cin	32	21	65.6	3	1	119.4
340	Lynn Dickey	11/04/73	Bal	32	22	68.8	3	2	108.9
339	Warren Moon	12/15/85	Cle	48	22	45.8	2	2	66.2
338	Pete Beathard	11/16/69	Den	41	20	48.8	1	1	75.1
338	Cody Carlson	11/26/92	Det	33	24	72.7	1	2	90.2
338	Warren Moon	09/24/89	Buf	42	28	66.7	1	2	79.3
334	Steve McNair	11/25/01	Pit	37	23	62.2	2	2	87.0
334	Steve McNair	12/01/02	NYG	43	30	69.8	3	0	115.8
334	Warren Moon	10/06/91	Den	31	19	61.3	2	1	106.1
334	Billy Volek	11/14/04	Chi	44	27	61.4	2	1	90.5
331	Jacky Lee	11/25/60	BPA	38	21	55.3	1	0	93.2
331	<b>Ryan Tannehill</b>	11/03/19	Car	39	27	69.2	1	2	82.3
330	Cody Carlson	12/13/92	GB	36	25	69.4	0	2	75.0
330	Warren Moon	12/08/85	NYG	47	26	55.3	2	2	73.9
330	Warren Moon	09/06/92	Pit	45	29	64.4	2	5	61.6
329	Dan Pastorini	10/17/76	SD	39	25	64.1	3	1	105.6
329	Don Trull	11/13/66	BPA	45	23	51.1	3	0	97.4
328	George Blanda	11/06/64	BPA	44	20	45.5	2	1	76.7
327	Warren Moon	11/29/87	Ind	44	24	54.5	3	2	82.3
326	Jake Locker	10/20/13	SF	41	25	61.0	2	1	92.1
324	Warren Moon	11/24/91	Pit	48	24	50.0	2	5	46.2
323	<b>Ryan Tannehill</b>	11/21/21	Hou	52	35	67.3	1	4	58.4
322	Warren Moon	11/18/90	Cle	32	24	75.0	5	0	146.1
321	Warren Moon	10/18/92	Den	39	23	59.0	2	1	91.9
321	<b>Ryan Tannehill</b>	09/27/20	Min	37	23	62.2	0	1	78.8
320	Ryan Fitzpatrick	11/24/13	Oak	42	30	71.4	2	0	109.2
317	Warren Moon	10/15/89	Chi	26	16	61.5	2	2	97.8
315	Warren Moon	09/08/91	Cin	37	22	59.5	1	1	84.9
315	Jerry Rhome	12/13/70	Cin	54	27	50.0	2	2	65.0
314	Pete Beathard	10/20/69	NYJ	47	23	48.9	1	3	51.2
313	Marcus Mariota	11/06/16	SD	43	27	62.8	3	2	88.6
312	George Blanda	10/25/64	SD	37	22	59.5	1	2	73.3

## TOP PERFORMANCES: 300-YARD PASSING GAMES

Yards	Player	Date	Opp	Att	Cmp	Pct	TD	Int	Rate
312	Ryan Tannehill	10/20/19	LAC	29	23	79.3	2	1	120.1
311	Matt Hasselbeck	09/25/11	Den	36	27	75.0	2	0	119.1
310	Steve McNair	12/18/05	Sea	38	23	60.5	2	0	104.1
310	Warren Moon	11/09/86	Cin	44	25	56.8	1	0	86.4
310	Warren Moon	09/26/93	LAN	42	19	45.2	1	2	58.6
310	Warren Moon	09/13/87	LAN	43	21	48.8	2	2	68.9
310	Neil O'Donnell	09/19/99	Cle	40	31	77.5	1	0	107.3
309	Jake Locker	12/02/12	Hou	45	21	46.7	1	3	49.2
308	George Blanda	09/22/63	NYJ	37	25	67.6	1	2	79.6
308	George Blanda	11/07/65	Oak	60	27	45.0	2	3	51.3
308	Steve McNair	12/08/96	Jac	37	24	64.9	1	1	88.6
308	Warren Moon	09/23/90	Ind	39	29	74.4	3	1	111.9
306	Marcus Mariota	11/16/17	Pit	33	22	66.7	1	4	66.8
306	Marcus Mariota	10/16/17	Ind	32	23	71.9	1	1	99.2
306	Warren Moon	12/16/84	Cle	31	19	61.3	0	0	94.3
305	Vince Young	11/19/07	Den	41	26	63.4	1	2	73.7
304	George Blanda	10/24/65	KC	33	19	57.6	5	0	128.0
304	Marcus Mariota	09/19/19	Jax	40	23	57.5	0	0	81.7
304	Warren Moon	10/26/86	LAA	46	18	39.1	0	4	26.0

Yards	Player	Date	Opp	Att	Cmp	Pct	TD	Int	Rate
303	George Blanda	09/25/66	Buf	54	23	42.6	2	5	34.7
303	Marcus Mariota	11/26/18	Hou	23	22	95.7	2	0	147.7
303	Warren Moon	12/02/84	Pit	45	27	60.0	1	3	59.8
302	Steve McNair	12/09/01	Min	33	25	75.8	2	0	123.5
300	George Blanda	10/02/66	Den	37	15	40.5	5	2	86.7
300	Archie Manning	09/18/83	Pit	35	16	45.7	1	4	45.8
300	Warren Moon	11/26/90	Buf	22	16	72.7	2	0	145.1
300	Kerry Collins	01/02/11	Ind	39	28	71.8	2	0	111.1

## TOP PERFORMANCES: 100-YARD RECEIVING GAMES

Yards	Player	Date	Opp	Rec	Avg	TD
272	Charlie Hennigan	10/13/61	BPA	13	20.9	1
245	Haywood Jeffries	12/16/90	KC	9	27.2	1
233	Drew Bennett	12/13/04	KC	12	19.4	3
232	Charlie Hennigan	10/29/61	Buf	9	25.8	2
225	Kenny Britt	10/24/10	Phi	7	32.1	3
214	Charlie Hennigan	12/03/61	SD	10	21.4	3
210	Drew Hill	12/22/85	Ind	9	23.3	2
202	Charlie Hennigan	09/16/62	BPA	8	25.3	2
197	Tim Smith	09/04/83	GB	8	24.6	1
188	Charlie Hennigan	09/27/64	Den	11	17.1	0
186	Charlie Hennigan	09/22/63	NYJ	9	20.7	1
186	Haywood Jeffries	10/13/91	NYJ	13	14.3	0
186	Derrick Mason	01/06/02	Cin	9	20.7	2
185	Drew Hill	11/09/86	Cin	10	18.5	0
182	Corey Davis	12/06/20	Cle	11	16.5	1
182	Charley Frazier	09/19/65	BPA	6	30.3	2
182	Bill Groman	11/20/60	Den	3	60.7	2
181	Charlie Hennigan	11/29/64	BPA	12	15.1	0
180	Ken Burrough	11/06/77	Chi	6	30.0	2
179	Mike Montgomery	10/20/74	StL	9	19.9	1
177	Ken Burrough	11/02/75	KC	7	25.3	2
177	Derrick Mason	10/12/03	Hou	6	29.5	3
171	Bill Groman	11/25/60	BPA	9	19.0	1
169	Jared Cook (TE)	12/24/11	Jac	8	21.1	1
167	Tim Smith	12/16/84	Cle	7	23.9	0
162	Kevin Dyson	09/12/99	Cin	9	18.0	2
161	Corey Davis	09/30/18	Phi	9	17.9	1
160	Drew Bennett	12/19/04	Oak	13	12.3	2
160	Charlie Hennigan	11/01/64	Buf	12	13.3	0
159	Tim Smith	09/16/84	SD	5	31.8	1
158	Charley Frazier	11/13/66	BPA	6	26.3	2
156	Ernest Givins	11/16/86	Pit	8	19.5	1
155	A.J. Brown	10/31/21	Ind	10	15.5	1
155	Delanie Walker	11/23/14	Phi	5	31.0	0
155	Ernest Givins	10/05/86	Det	5	31.0	0
155	Bill Groman	11/06/60	Den	7	22.1	2
154	Charley Frazier	10/02/66	Den	5	30.8	3
153	A.J. Brown	10/25/20	Pit	6	25.5	1
153	A.J. Brown	12/08/19	Oak	5	30.6	2
152	Bill Groman	11/19/61	NYT	5	30.4	3
151	A.J. Brown	01/03/21	Hou	10	15.1	1
151	Ernest Givins	10/06/91	Den	5	30.2	0
150	Dave Casper (TE)	11/30/80	Cle	7	21.4	1
150	Bill Groman	12/18/60	BPA	7	21.4	0
150	Jerry LeVias	11/16/69	Den	7	21.4	1
150	Tim Smith	12/11/83	Cle	7	21.4	2
150	Kendall Wright	12/15/13	Ari	12	12.5	0

Yards	Player	Date	Opp	Rec	Avg	TD
148	Drew Bennett	11/14/04	Chi	6	24.7	1
148	Drew Hill	10/30/88	Was	9	16.4	3
147	Justin Gage	11/16/08	Jac	4	36.8	2
147	Chris Sanders	11/26/95	Den	5	29.4	2
147	Tim Smith	09/25/83	Buf	11	13.4	0
145	A.J. Brown	12/23/21	SF	11	13.2	1
145	Ken Burrough	11/03/74	NYJ	7	20.7	0
145	Charlie Hennigan	09/09/62	Buf	10	14.5	2
145	Charlie Hennigan	10/25/64	SD	8	18.1	2
144	Drew Hill	11/17/91	Cle	11	13.1	2
143	Kenny Britt	12/09/12	Ind	8	17.9	0
143	Charley Frazier	11/06/64	BPA	9	15.9	1
143	Charlie Joiner	12/13/70	Cin	6	23.8	2
143	Yancey Thigpen	10/03/99	SF	6	23.8	1
142	Delanie Walker	09/14/14	Dal	10	14.2	1
141	Drew Hill	12/23/89	Cle	10	14.1	2
140	Bill Groman	10/16/60	DLT	10	14.0	1
139	Dave Casper (TE)	12/20/81	Pit	6	23.2	3
139	Willard Dewveall (TE)	11/25/62	SD	3	46.3	2
139	Drew Hill	11/13/88	Sea	8	17.4	1
139	Haywood Jeffries	11/28/93	Pit	7	19.9	1
138	Charlie Hennigan	10/17/64	NYJ	8	17.3	1
138	Drew Hill	10/26/86	LAA	7	19.7	0
138	Billy Johnson	12/18/77	Cin	6	23.0	1
137	Willard Dewveall (TE)	12/22/63	Oak	7	19.6	2
137	Derrick Mason	12/14/03	Buf	9	15.2	0
136	Kenny Britt	09/11/11	Jax	5	27.2	2
136	Ken Burrough	10/17/76	SD	5	27.2	2
135	A.J. Brown	11/24/19	Jax	4	33.8	1
135	Kenny Britt	09/18/11	Bal	9	15.0	1
135	Webster Slaughter	11/07/93	Sea	9	15.0	1
134	Bill Groman	11/05/61	Den	3	44.7	2
134	Drew Hill	11/29/87	Ind	7	19.1	2
133	A.J. Brown	10/24/21	KC	8	16.6	1
133	Curtis Duncan	10/18/92	Den	5	26.6	0
133	Charlie Hennigan	09/14/63	Den	4	33.3	0
133	Derrick Mason	12/01/03	NYJ	11	12.1	1
132	Drew Hill	10/27/85	StL	6	22.0	1
132	Alvin Reed (TE)	10/27/68	Buf	4	33.0	2
132	Kendall Wright	11/30/14	Hou	7	18.9	1
131	Sid Blanks (RB)	09/12/64	SD	13	10.1	0
131	Nate Washington	09/22/13	SD	8	16.4	0
130	Curtis Duncan	11/18/90	Cle	7	18.6	1
130	Charlie Hennigan	10/17/65	Den	7	18.6	0
130	Butch Woolfolk (RB)	12/01/85	Cin	9	14.4	1
130	Nate Washington	12/11/11	NO	6	21.7	1
129	Ken Burrough	12/21/75	Cle	5	25.8	1

## TOP PERFORMANCES: 100-YARD RECEIVING GAMES

Yards	Player	Date	Opp	Rec	Avg	TD	Yards	Player	Date	Opp	Rec	Avg	TD
129	Mac Haik	12/07/68	Buf	6	21.5	1	113	Drew Bennett	12/10/06	Hou	6	18.8	0
129	Drew Hill	12/01/85	Cin	7	18.4	0	113	Corey Davis	11/22/20	Bal	5	22.6	0
129	Drew Hill	10/27/91	Cin	6	21.5	1	113	Anthony Firkser (TE)	10/18/20	Hou	8	14.1	1
128	Kenny Britt	12/19/10	Hou	6	21.3	0	113	Dorial Green-Beckham	12/20/15	NE	6	18.8	0
128	Kenny Britt	11/29/09	Ari	7	18.3	1	113	Charlie Hennigan	09/09/61	Oak	4	28.3	1
128	Corey Davis	11/01/20	Cin	8	16.0	1	113	Charlie Hennigan	11/25/60	BPA	7	16.1	0
128	Charley Frazier	09/25/66	Buf	6	21.3	1	113	Drew Hill	11/24/88	Dal	9	12.6	1
128	Ernest Givins	10/08/89	NE	5	25.6	0	112	A.J. Brown	12/13/20	Jax	7	16.0	1
128	Drew Hill	10/15/89	Chi	5	25.6	1	112	Ken Burrough	12/14/75	Oak	4	28.0	2
128	Mike Holston	12/20/81	Pit	5	25.6	0	112	Pat Coleman	09/25/94	Cin	4	28.0	0
128	Julio Jones	09/19/21	Sea	6	21.3	0	112	Kevin Dyson	11/25/01	Pit	4	28.0	1
127	Billy Parks	11/04/73	Bal	5	25.4	1	112	John White (TE)	09/24/61	SD	6	18.7	1
127	Chris Sanders	12/08/96	Jac	7	18.1	0	112	Nate Washington	09/23/12	Det	3	37.3	1
126	Ernest Givins	11/22/87	Cle	3	42.0	1	111	Ken Burrough	10/26/75	Det	3	37.0	1
125	Corey Davis	11/11/18	NE	7	17.9	1	111	Charlie Hennigan	11/22/64	KC	8	13.9	2
125	Tim Smith	12/15/85	Cle	7	17.9	1	110	Corey Davis	12/20/20	Det	4	27.5	1
124	Drew Bennett	12/05/04	Ind	3	41.3	3	110	Kevin Dyson	12/02/01	Cle	6	18.3	0
124	A.J. Brown	12/29/19	Hou	4	31.0	1	110	Charlie Hennigan	11/13/60	LAC	8	13.8	0
124	Delanie Walker	11/13/16	GB	9	13.8	1	110	Jerry LeVias	12/06/69	NYJ	9	12.2	1
124	Oliver Williams	10/18/87	NE	9	13.8	1	110	Webster Slaughter	09/18/94	Buf	4	27.5	0
124	Roydell Williams	10/21/07	Hou	5	24.8	0	109	Drew Bennett	10/03/04	SD	9	12.1	0
124	Butch Woolfolk (RB)	10/06/85	Den	8	15.5	1	109	Ken Burrough	11/11/79	Oak	3	36.3	2
123	Ken Burrough	11/18/79	Cin	6	20.5	0	109	Eddie George (RB)	11/26/00	Jac	7	15.6	0
123	Bill Groman	10/22/61	DLT	4	30.8	2	109	Ernest Givins	09/09/90	Atl	4	27.3	2
123	Charlie Hennigan	12/17/61	Oak	5	24.6	0	109	Bill Groman	10/13/61	BPA	5	21.8	1
123	Charlie Hennigan	11/19/61	NYT	8	15.4	1	109	Charlie Hennigan	09/24/61	SD	6	18.2	0
123	Charlie Hennigan	09/28/63	Buf	8	15.4	3	109	Charlie Hennigan	10/08/61	Buf	4	27.3	0
123	Drew Hill	09/23/90	Ind	10	12.3	0	109	Drew Hill	12/20/87	Pit	4	27.3	2
123	Webster Slaughter	12/24/94	NYJ	8	15.4	0	109	Drew Hill	12/27/87	Cin	6	18.2	0
122	Ken Burrough	12/19/71	SD	4	30.5	1	109	Justin Hunter	11/24/13	Oak	6	18.2	1
122	Billy Cannon (RB)	11/19/61	NYT	7	17.4	3	109	Derrick Mason	09/08/02	Phi	7	15.6	0
122	Charlie Hennigan	12/08/63	BPA	9	13.6	2	109	Delanie Walker	11/19/15	Jac	8	13.6	0
122	Haywood Jeffries	11/24/91	Pit	8	15.3	1	108	Willard Dewveall (TE)	12/17/61	Oak	3	36.0	2
122	Jerry LeVias	10/26/69	Den	4	30.5	1	108	Ernest Givins	09/11/88	LAA	9	12.0	1
122	Derrick Mason	12/02/01	Cle	3	40.7	2	108	Ernest Givins	12/14/86	Min	6	18.0	1
122	Rishard Matthews	11/20/16	Ind	9	13.6	0	108	Ronnie Harmon (RB)	11/10/96	NO	7	15.4	1
122	Alvin Reed (TE)	09/29/68	Oak	8	15.3	0	108	Charlie Hennigan	10/22/61	DLT	4	27.0	1
121	Derrick Mason	12/19/04	Oak	9	13.4	1	108	Webster Slaughter	12/05/93	Atl	8	13.5	1
120	Dave Casper (TE)	12/21/80	Min	7	17.1	1	108	Tim Smith	12/02/84	Pit	7	15.4	0
120	Tim Smith	12/08/85	NYG	7	17.1	1	107	Ken Burrough	10/10/76	Den	5	21.4	0
120	Butch Woolfolk (RB)	09/08/85	Mia	3	40.0	1	107	Billy Cannon (RB)	12/02/62	Den	5	21.4	2
119	Charley Frazier	11/20/66	Buf	4	29.8	1	107	Ernest Givins	09/26/93	LAN	3	35.7	1
119	Ernest Givins	12/18/88	Cle	6	19.8	0	107	Drew Hill	11/15/87	Pit	4	26.8	1
119	Dorial Green-Beckham	12/06/15	Jax	5	23.8	1	107	Derrick Mason	12/16/01	GB	8	13.4	1
119	Charlie Hennigan	09/19/64	Oak	7	17.0	1	107	Alvin Reed (TE)	09/09/68	KC	4	26.8	0
119	Alvin Reed (TE)	10/20/69	NYJ	7	17.0	0	107	Tim Smith	11/11/84	KC	8	13.4	0
118	Ernest Givins	11/20/88	Pho	5	23.6	2	107	<b>Nick Westbrook-Ikhine</b>	11/21/21	Hou	7	15.3	0
118	Derrick Mason	09/15/02	Dal	7	16.9	0	107	Damian Williams	11/13/11	Car	5	21.4	1
118	Kalif Raymond	09/27/20	Min	3	39.3	0	106	Drew Bennett	09/10/06	NYJ	8	13.3	0
117	Ken Burrough	11/04/73	Bal	7	16.7	0	106	Ken Burrough	12/03/72	Atl	4	26.5	0
117	Ernest Givins	09/13/87	LAN	6	19.5	1	106	Charley Frazier	10/20/63	Buf	3	35.3	1
117	Bill Groman	11/12/61	BPA	6	19.5	1	106	Bill Groman	10/09/60	NYT	6	17.7	0
117	Haywood Jeffries	09/06/92	Pit	7	16.7	0	106	Gary Wellman	01/02/94	NYJ	8	13.3	0
117	Nate Washington	12/22/13	Jac	6	19.5	1	106	Lorenzo White (RB)	09/13/92	Ind	4	26.5	1
117	Nate Washington	11/21/10	Was	5	23.4	0	105	Mike Barber (TE)	11/10/80	NE	3	35.0	1
117	Nate Washington	10/31/10	SD	4	29.3	1	105	Drew Bennett	09/21/03	NO	8	13.1	1
116	Derrick Mason	12/01/02	NYG	12	9.7	1	105	Kenny Britt	10/04/09	Jac	7	15.0	0
116	Ben Troupe (TE)	12/18/05	Sea	6	19.3	0	105	Chris Brown (RB)	11/27/05	SF	3	35.0	1
115	Drew Bennett	11/12/06	Bal	6	19.2	0	105	Rishard Matthews	12/18/16	KC	4	26.3	0
115	Bill Groman	09/11/60	Oak	6	19.2	1	105	Carl Pickens	09/24/00	Pit	2	52.5	0
115	Nate Washington	11/20/11	Atl	9	12.8	2	105	Bo Scaife (TE)	09/07/08	Jac	6	17.5	0
114	Jim Beirne	11/09/69	Cin	6	19.0	2	105	Nate Washington	09/29/13	NYJ	4	26.3	2
114	A.J. Brown	12/15/19	Hou	8	14.3	1	105	Lorenzo White (RB)	12/20/92	Cle	6	17.5	0
114	Billy Cannon (RB)	12/10/61	NYT	5	22.8	2	104	Kevin Dyson	09/10/00	KC	6	17.3	1
114	Drew Hill	12/21/86	Buf	5	22.8	0	104	Justin Gage	12/30/07	Ind	7	14.9	0
114	Justin Hunter	12/08/13	Den	4	28.5	1	104	Justin Gage	12/21/08	Pit	5	20.8	1
114	Derrick Mason	11/25/01	Pit	7	16.3	0	104	Ernest Givins	10/16/88	Pit	5	20.8	1
114	Rishard Matthews	01/01/17	Hou	9	12.7	1	104	Leonard Harris	10/11/87	Cle	6	17.3	0
114	Rishard Matthews	11/16/17	Pit	5	22.6	1	104	Charlie Hennigan	11/15/64	Oak	6	17.3	0
114	Bob McLeod (TE)	12/09/62	Oak	5	22.8	1	104	Billy Johnson	11/28/76	Atl	5	20.8	1



## TOP PERFORMANCES: 100-YARD RECEIVING GAMES

Yards	Player	Date	Opp	Rec	Avg	TD	Yards	Player	Date	Opp	Rec	Avg	TD
104	Derrick Mason	09/19/04	Ind	8	13.0	0	101	Drew Hill	11/08/87	SF	4	25.3	0
104	Chris Sanders	09/24/95	Cin	2	52.0	2	101	Mike Holston	11/29/81	Atl	8	12.6	1
104	Taywan Taylor	12/02/18	NYJ	3	34.7	0	101	Roy Hopkins (RB)	11/08/70	KC	6	16.8	0
103	Jim Beirne	11/28/68	KC	4	25.8	1	101	Brandon Jones	12/24/06	Buf	5	20.2	1
103	Drew Hill	12/08/85	NYG	6	17.2	0	101	Jerry LeVias	11/29/70	Den	3	33.7	2
103	Haywood Jeffires	09/11/94	Dal	6	17.2	0	101	Jerry LeVias	11/23/69	Mia	4	25.3	1
103	Derrick Mason	10/01/00	NYG	6	17.2	1	101	Chris Sanders	10/18/98	Cin	3	33.7	0
103	Jared Cook (TE)	12/18/11	Ind	9	11.4	0	101	Tajae Sharpe	10/21/18	LAC	7	14.4	0
103	Kendall Wright	11/24/13	Oak	6	17.2	1	101	Tim Smith	10/21/84	SF	6	16.8	1
102	Dave Casper (TE)	12/19/82	Phi	5	20.4	1	101	Kendall Wright	09/13/15	TB	4	25.3	1
102	Willie Frazier (TE)	11/06/64	BPA	2	51.0	1	100	Dave Casper (TE)	11/28/82	NE	6	16.7	1
102	Ernest Givins	11/23/86	Ind	7	14.6	0	100	Curtis Duncan	12/13/92	GB	6	16.7	0
102	Bill Groman	10/23/60	NYT	5	20.4	3	100	Charley Frazier	09/03/66	Den	6	16.7	3
102	Drew Hill	11/26/90	Buf	6	17.0	0	100	A.J. Brown	09/08/19	Cle	3	33.3	0
102	Drew Hill	12/13/87	NO	4	25.5	0	100	Ernest Givins	10/25/92	Cin	8	12.5	1
102	Chris Sanders	12/01/96	NYJ	3	34.0	1	100	Ernest Givins	11/26/92	Det	4	25.0	0
102	Tim Smith	09/09/84	Ind	6	17.0	0	100	Bill Groman	10/29/61	Buf	2	50.0	2
102	Yancey Thigpen	09/27/98	Jac	6	17.0	2	100	Drew Hill	11/20/88	Pho	5	20.0	1
102	Nate Washington	12/14/14	NYJ	6	17.0	0	100	Chris Johnson (RB)	11/15/09	Buf	9	11.1	0
101	A.J. Brown	11/08/20	Chi	4	25.3	1	100	Marcus Johnson	11/14/21	NO	5	20.0	0
101	Corey Davis	09/14/20	Den	7	14.4	0	100	Charlie Joiner	10/25/70	SD	5	20.0	1
101	Ernest Givins	10/14/90	Cin	6	16.8	1	100	Chris Sanders	12/19/99	Atl	5	20.0	1
101	Bill Groman	12/10/61	NYT	5	20.2	0	100	Chris Sanders	12/14/97	Bal	7	14.3	0
101	Bill Groman	12/11/60	Buf	3	33.7	1	100	Chris Sanders	10/13/96	Atl	4	25.0	1
101	Charlie Hennigan	10/01/61	DLT	3	33.7	1	100	Frank Wycheck (TE)	10/21/01	Det	7	14.3	1
101	Charlie Hennigan	09/07/63	Oak	7	14.4	1							
101	Drew Hill	11/05/89	Det	9	11.2	1							



**CAREER 100-YARD RECEIVING GAMES**

No.	Player	W-L-T
26	Charlie Hennigan	12-14-0
24	Drew Hill	15-9-0
18	Ernest Givins	7-11-0
14	Ken Burrough	12-2-0
13	Derrick Mason	7-6-0
12	A.J. Brown	10-2-0
10	Tim Smith	3-7-0
9	Drew Bennett	3-6-0
9	Nate Washington	4-5-0
8	Charles Frazier	3-5-0
8	Bill Groman	8-0-0
8	Chris Sanders	6-2-0
7	Kenny Britt	4-3-0
7	Corey Davis	5-2-0
6	Haywood Jeffires	3-3-0
5	Jerry LeVias	3-1-1
5	Kendall Wright	3-2-0
4	Kevin Dyson	3-1-0
4	Rishard Matthews	2-2-0
4	Alvin Reed	1-3-0
4	Webster Slaughter	2-2-0
4	Delanie Walker	1-3-0
3	Curtis Duncan	1-2-0
3	Justin Gage	3-0-0
2	Mike Barber	2-0-0
2	Jim Bierne	0-1-1
2	Jared Cook	1-1-0
2	Willard Dewveall	1-1-0
2	Dorial Green-Beckham	1-1-0
2	Justin Hunter	1-1-0
2	Billy Johnson	2-0-0
2	Charlie Joiner	0-1-1
2	Yancey Thigpen	0-2-0
2	Lorenzo White	2-0-0
2	Butch Woolfolk	1-1-0
1	Sid Blanks	0-1-0
1	Chris Brown	1-0-0
1	Pat Coleman	1-0-0
1	Anthony Firkser	1-0-0
1	Willie Fraizer	1-0-0
1	Eddie George	0-1-0
1	Mac Haik	1-0-0
1	Ronnie Harmon	1-0-0
1	Leonard Harris	1-0-0
1	Mike Holston	0-1-0
1	Roy Hopkins	0-1-0
1	Chris Johnson	1-0-0
1	Marcus Johnson	1-0-0
1	Brandon Jones	1-0-0
1	Julio Jones	1-0-0
1	Mike Montgomery	0-1-0
1	Dave Parks	1-0-0
1	Carl Pickens	1-0-0
1	Kalif Raymond	1-0-0
1	Bo Scaife	1-0-0
1	Tajaé Sharpe	0-1-0
1	Taywan Taylor	1-0-0
1	Ben Troupe	0-1-0
1	Gary Wellman	1-0-0
1	<b>Nick Westbrook-Ikhine</b>	0-1-0
1	John White	0-1-0
1	Damian Williams	1-0-0
1	Oliver Williams	0-1-0
1	Roydell Williams	1-0-0
1	Frank Wycheck	1-0-0

**CAREER 100-YARD RUSHING GAMES**

No.	Player	W-L-T
39	Earl Campbell	28-11-0
36	Eddie George	30-6-0
35	Chris Johnson	26-9-0
25	<b>Derrick Henry</b>	22-3-0
11	Hoyle Granger	8-2-1
8	Mike Rozier	6-2-0
7	Chris Brown	4-3-0
7	LenDale White	6-1-0
7	Lorenzo White	4-3-0
6	Gary Brown	6-0-0
6	Ronnie Coleman	5-1-0
6	DeMarco Murray	4-2-0
6	Charlie Tolar	6-0-0
6	Travis Henry	3-3-0
5	Billy Cannon	5-0-0
3	Rob Carpenter	2-1-0
3	D'Onta Foreman	1-2-0
3	Larry Moriarty	2-1-0
3	Dave Smith	3-0-0
2	Sid Blanks	2-0-0
2	Woody Campbell	2-0-0
2	Allen Pinkett	2-0-0
2	Rodney Thomas	2-0-0
1	Ode Burrell	0-1-0
1	Joe Dawkins	0-1-0
1	Don Hardeman	1-0-0
1	<b>Dontrell Hilliard</b>	0-1-0
1	Skip Hicks	1-0-0
1	Roy Hopkins	1-0-0
1	Marcus Mariota	1-0-0
1	Paul Robinson	0-1-0
1	Fred Willis	0-1-0
1	Butch Woolfolk	1-0-0

**CAREER 300-YARD PASSING GAMES**

No.	Player	W-L-T
38	Warren Moon	20-18-0
15	George Blanda	5-10-0
10	Steve McNair	4-6-0
8	<b>Ryan Tannehill</b>	6-2-0
8	Marcus Mariota	3-5-0
3	Matt Hasselbeck	3-0-0
3	Jake Locker	1-2-0
3	Billy Volek	0-3-0
3	Dan Pastorini	0-3-0
2	Cody Carlson	1-1-0
2	Ryan Fitzpatrick	1-1-0
2	Jacky Lee	1-0-1
2	Archie Manning	0-2-0
2	Neil O'Donnell	1-1-0
2	Vince Young	1-1-0
1	Pete Beathard	0-0-1
1	Chris Chandler	1-0-0
1	Kerry Collins	0-1-0
1	Lynn Dickey	1-0-0
1	Zach Mettenberger	0-1-0
1	Gifford Nielsen	1-0-0
1	Jerry Rhome	0-1-0
1	Ken Stabler	0-1-0
1	Don Trull	0-1-0

## TOP PERFORMANCES BY TEAMMATES

### GAMES WITH MORE THAN ONE 100-YARD RUSHER

Dec. 15, 1962	@ New York, Billy Cannon (9-103) and Charlie Tolar (29-107)
Nov. 12, 1967	@ Denver, Woody Campbell (16-101) and Hoyle Granger (22-142)
Dec. 3, 1967	vs. Miami, Woody Campbell (18-141) and Hoyle Granger (25-111)
Sep. 28, 1975	vs. San Diego, Ronnie Coleman (16-112) and Don Hardeman (27-107)
Nov. 27, 1977	vs. Kansas City, Rob Carpenter (14-149) and Ronnie Coleman (15-101)
Oct. 19, 2008	@ Kansas City, Chris Johnson (18-168) and LenDale White (17-149)
Nov. 27, 2008	@ Detroit, Chris Johnson (16-125) and LenDale White (23-106)
Nov. 28, 2021	@ New England, Dontrell Hilliard (12-131) and D'Onta Foreman (19-109)

### GAMES WITH MORE THAN ONE 100-YARD RECEIVER

Nov. 25, 1960	@ Boston, Bill Groman (9-171) and Charlie Hennigan (7-113)
Sep. 24, 1961	@ San Diego, Charlie Hennigan (6-109) and John White (6-112)
Oct. 13, 1961	@ Boston, Bill Groman (8-148) and Charlie Hennigan (13-272)
Oct. 22, 1961	vs. Dallas, Bill Groman (4-123) and Charlie Hennigan (4-108)
Sep. 12, 1964	@ San Diego, Sid Banks (12-131) and Charlie Hennigan (7-104)
Nov. 6, 1964	@ Boston, Charles Frazier (9-143) and Willie Frazier (2-102)
Nov. 4, 1973	@ Baltimore, Ken Burrough (7-117) and Dave Parks (5-127)
Nov. 20, 1978	vs. Miami, Mike Barber (4-112) and Ken Burrough (6-103)
Nov. 20, 1988	vs. Phoenix, Ernest Givens (5-118) and Drew Hill (5-100)
Nov. 25, 2001	vs. Pittsburgh, Kevin Dyson (4-112) and Derrick Mason (7-114)
Dec. 2, 2001	@ Cleveland, Kevin Dyson (6-110) and Derrick Mason (3-122)
Dec. 19, 2004	@ Oakland, Derrick Mason (9-121) and Drew Bennett (13-160)
Nov. 24, 2013	@ Oakland, Justin Hunter (6-109) and Kendall Wright (6-103)

### GAMES WITH 300-YARD PASSER, TWO 100-YARD RECEIVERS

Nov. 25, 1960	at Boston, Jackie Lee (331 yards passing), Bill Groman (171 receiving), Charlie Hennigan (113 receiving)
Oct. 13, 1961	at Boston, Jacky Lee (457 yards passing), Charlie Hennigan (272 receiving), Bill Groman (148 receiving)
Nov. 6, 1964	at Boston, George Blanda (328 yards passing), Charles Frazier (143 receiving), Willie Frazier (102 receiving)
Nov. 4, 1973	at Baltimore, Lynn Dickey (340 yards passing), Dave Parks (127 receiving), Ken Burrough (117 receiving)
Nov. 25, 2001	vs. Pittsburgh, Steve McNair (334 yards passing), Derrick Mason (114 receiving), Kevin Dyson (112 receiving)
Dec. 19, 2004	at Oakland, Billy Volek (492 yards passing), Drew Bennett (160 receiving), Derrick Mason (121 receiving)
Nov. 24, 2013	at Oakland, Ryan Fitzpatrick (320 yards passing), Justin Hunter (109 receiving), Kendall Wright (103 receiving)

### GAMES WITH 100-YARD RUSHER, 100-YARD RECEIVER & 300-YARD PASSER

Dec. 17, 1961	at Oakland, George Blanda (350 yards passing), Billy Cannon (145 rushing), Charlie Hennigan (123 receiving), Willard Dewveall (108 receiving)
Sep. 4, 1983	vs. Green Bay, Archie Manning (348 yards passing), Earl Campbell (123 rushing), Tim Smith (197 receiving)
Nov. 29, 1987	at Indianapolis, Warren Moon (327 yards passing), Mike Rozier (122 rushing), Drew Hill (134 receiving)
Nov. 26, 1990	vs. Buffalo, Warren Moon (300 yards passing), Lorenzo White (125 rushing), Drew Hill (102 receiving)
Sep. 6, 1992	vs. Pittsburgh, Warren Moon (330 yards passing), Lorenzo White (100 rushing) and Haywood Jeffires (117 receiving)
Nov. 29, 2009	vs. Arizona, Vince Young (387 yards passing), Chris Johnson (154 rushing) and Kenny Britt (128 receiving)
Dec. 8, 2019	at Oakland, Ryan Tannehill (391 yards passing), Derrick Henry (103 rushing) and A.J. Brown (153 receiving)
Sept. 27, 2020	at Minnesota, Ryan Tannehill (321 yards passing), Derrick Henry (119 rushing) and Kalif Raymond (118 receiving)
Oct. 18, 2020	vs. Houston, Ryan Tannehill (366 yards passing), Derrick Henry (212 rushing) and Anthony Firkser (113 receiving)
Sept. 19, 2021	at Seattle, Ryan Tannehill (347 yards passing), Derrick Henry (182 rushing) and Julio Jones (128 receiving)

## LARGEST WIN/LOSS MARGINS

### LARGEST MARGIN OF VICTORY

MARGIN	SCORE	DATE	OPPONENT
1. 55 points	55-0	9/9/61	OAKLAND
2. 47 points	47-0	11/6/77	CHICAGO
3. 44 points	58-14	12/9/90	CLEVELAND
4. 42 points	55-13	11/5/61	at Denver
5. 40 points	47-7	12/13/09	ST. LOUIS
6. 39 points	56-17	10/14/62	N.Y. TITANS
7. 38 points	45-7	9/3/66	DENVER
8. 37 points	47-10	11/27/08	at Detroit
9. 36 points	49-13	11/19/61	N.Y. TITANS
10. 35 points	41-6	12/11/88	CINCINNATI
35 points	38-3	11/14/93	at Cincinnati
12. 34 points	37-3	11/11/12	at Miami
34 points	44-10	12/15/62	at N.Y. Titans
13. 32 points	35-3	12/10/00	CINCINNATI
32 points	35-3	10/27/91	CINCINNATI
32 points	39-7	10/1/89	MIAMI

### LARGEST MARGIN OF DEFEAT

MARGIN	SCORE	DATE	OPPONENT
1. 59 points	59-0	10/18/09	at New England
2. 54 points	61-7	12/17/89	at Cincinnati
3. 48 points	55-7	12/23/12	at Green Bay
4. 44 points	44-0	11/1/70	at St. Louis
44 points	61-17	12/17/72	CINCINNATI
6. 43 points	57-14	10/1/17	at Houston
7. 42 points	45-3	11/1/63	at Boston
42 points	52-10	12/20/70	at Dallas
42 points	45-3	9/18/88	at N.Y. Jets
10. 41 points	55-14	11/6/83	CINCINNATI
41 points	51-10	10/13/74	at Minnesota
12. 39 points	52-13	9/18/66	at N.Y. Jets
13. 34 points	34-0	10/9/72	OAKLAND
34 points	34-0	11/26/89	at Kansas City
34 points	41-7	10/23/11	HOUSTON
16. 33 points	40-7	11/22/87	CLEVELAND
33 points	40-7	9/17/06	at San Diego