



TENNESSEE TITANS

PRESS RELEASE

ASCENSION SAINT THOMAS SPORTS PARK | 460 Great Circle Road | Nashville, TN 37228 | 615-565-4100 | TennesseeTitans.com | @Titans

ROBBIE BOHREN Vice President of Football Communications | **DWIGHT SPRADLIN** Director of Football Communications
JARED PUFFER Associate Director of Football Communications | **KAYLEE CONNORS** Coordinator of Football Communications

FOR IMMEDIATE RELEASE

FEBRUARY 20, 2024

TITANS LAUNCH NEW ERA IN 2024

*Head coach Brian Callahan takes reins within new organizational structure;
Titans own seventh overall pick in 2024 NFL Draft*

NASHVILLE — On Jan. 24, 2024, Tennessee Titans controlling owner **Amy Adams Strunk** announced the hiring of former Cincinnati Bengals offensive coordinator **Brian Callahan** as head coach. Callahan arrived in Tennessee with 18 years of coaching experience and 14 years of NFL coaching experience, including the past five seasons in Cincinnati.

The addition of Callahan, the 20th head coach in franchise history, signaled the beginning of a new era for the Titans that also involves a new front office structure. **Ran Carthon** was promoted to executive vice president/general manager, while **Chad Brinker** was elevated to the newly-created position of president of football operations. **Burke Nihill** remains in his role as president and CEO.

During Callahan's time in Cincinnati, he served under head coach **Zac Taylor** and was part of two AFC North titles, two AFC Championship appearances and a Super Bowl berth. He also helped guide quarterback **Joe Burrow** from the No. 1 overall draft pick in 2020 to multiple single-season franchise records by his second year and Pro Bowl honors within three years.

Callahan, a former walk-on quarterback at UCLA, broke into the NFL coaching world in 2010 as an assistant with the Denver Broncos. He remained in Denver through 2015, rising to the role of offensive assistant/quarterbacks coach and playing a part in the team's Super Bowl 50 victory. He spent the next three years as the quarterbacks coach for the Detroit Lions (2016–2017) and Oakland Raiders (2018) before becoming the offensive coordinator in Cincinnati. Throughout his time in the NFL, he has gained expertise working with some of the game's top quarterbacks: Burrow, **Peyton Manning**, **Matthew Stafford** and **Derek Carr**.

NEW FRONT OFFICE ROLES

Carthon was a year into his tenure as Titans general manager when he received his promotion. His responsibilities moving forward encompass all areas that impact the football team: roster control, team activities and personnel decisions including draft and free agency acquisitions, oversight of Callahan and his coaching staff, scouting, sports medicine, and player engagement. The former San Francisco 49ers executive now looks to build upon a 2023 campaign in which the Titans added key young pieces through the draft, including quarterback **Will Levis**, offensive lineman **Peter Skoronski** and running back **Tyjae Spears**. This offseason, Carthon also receives the benefit of having significantly fewer restrictions related to the salary cap than the organization had when he arrived a year ago.

One of Carthon's initial tasks in 2023 was hiring Brinker as assistant general manager of strategy and **Anthony Robinson** as assistant general manager of personnel. Robinson continues in his job working with the college and pro scouting staffs. Brinker's duties have expanded to include executive leadership and support for the entire football side of the organization. He has direct oversight of the football departments that address salary cap management; analytics and strategy; communications; information systems; and team operations including security, video, equipment and grounds. Brinker will also continue to provide scouting evaluations of college and NFL talent.

Callahan's hiring and the restructuring in the front office come with the expectation of returning the Titans to the postseason and ultimately building a

2023 TITANS SCHEDULE & RESULTS

PRESEASON (2-1)

| Day | Date | Opponent | Result | Score |
|-----|------|--------------|--------|-------|
| Sat | 8/12 | at Chicago | L | 17-23 |
| Sat | 8/19 | at Minnesota | W | 24-16 |
| Fri | 8/25 | NEW ENGLAND | W | 23-7 |

REGULAR SEASON (6-11)

| Day | Date | Opponent | Kickoff | Score/TV |
|-----|-------|--------------------|---------|----------|
| Sun | 9/10 | at New Orleans | L | 15-16 |
| Sun | 9/17 | L.A. CHARGERS | W (OT) | 27-24 |
| Sun | 9/24 | at Cleveland | L | 3-27 |
| Sun | 10/1 | CINCINNATI | W | 27-3 |
| Sun | 10/8 | at Indianapolis | L | 16-23 |
| Sun | 10/15 | BALTIMORE (London) | L | 16-24 |
| Sun | 10/22 | BYE | | |
| Sun | 10/29 | ATLANTA | W | 28-23 |
| Thu | 11/2 | at Pittsburgh | L | 16-20 |
| Sun | 11/12 | at Tampa Bay | L | 6-20 |
| Sun | 11/19 | at Jacksonville | L | 14-34 |
| Sun | 11/26 | CAROLINA | W | 17-10 |
| Sun | 12/3 | INDIANAPOLIS | L (OT) | 28-31 |
| Mon | 12/11 | at Miami | W | 28-27 |
| Sun | 12/17 | HOUSTON | L (OT) | 16-19 |
| Sun | 12/24 | SEATTLE | L | 17-20 |
| Sun | 12/31 | at Houston | L | 3-26 |
| Sun | 1/7 | JACKSONVILLE | W | 28-20 |

2023 AFC SOUTH STANDINGS

| TEAM | W | L | T | PCT | CONF | DIV |
|----------------------|----|----|---|------|-------|-------|
| Houston Texans | 10 | 7 | 0 | .588 | 7-5-0 | 4-2-0 |
| Jacksonville Jaguars | 9 | 8 | 0 | .529 | 6-6-0 | 4-2-0 |
| Indianapolis Colts | 9 | 8 | 0 | .529 | 7-5-0 | 3-3-0 |
| Tennessee Titans | 6 | 11 | 0 | .353 | 4-8-0 | 1-5-0 |



championship team. The Titans finished the 2023 season with a 6-11 record and missed the postseason for the second consecutive year. Prior to that, they made the playoffs four times in a five-year span (2017, 2019, 2020 and 2021).

"As I've said time and time again, I will never shy away from saying that I have extremely high expectations for our football team and really our entire organization," said Strunk. "I expect us to build a team that is going to have sustained success and bring Lombardi trophies to the city of Nashville. I am confident that we have put the right pieces in place to bring that goal to life and build a future that Titan fans will be proud of."

ASSEMBLING THE COACHING STAFF

Callahan quickly began assembling the 2024 coaching staff once he was hired. The first hires announced were **Dennard Wilson** as defensive coordinator and **Nick Holz** as offensive coordinator.

Wilson's NFL resume is comprised of 12 years of coaching experience, including nine seasons coaching defensive backs. In 2023, he was the defensive backs coach for the Baltimore Ravens, a team that ranked first in points allowed (16.5 per game), sixth in pass defense (191.9 yards per game) and third in interceptions (18). Under Wilson's watch, safety **Kyle Hamilton** earned All-Pro and Pro Bowl honors. Wilson, who played cornerback and safety at the University of Maryland, went to Baltimore following two seasons with the Philadelphia Eagles, first as defensive backs coach (2021) and then as defensive passing game coordinator/defensive backs (2022). In 2022, the Eagles ranked first in the NFL in pass defense (179.8 yards per game) en route to a Super Bowl appearance.

Holz (pronounced "HOLTS"), arrives with 16 years of coaching experience and 11 years of NFL employment. The former University of Colorado wide receiver spent the 2023 campaign as the passing game coordinator for the Jacksonville Jaguars. Working in an offense that featured quarterback **Trevor Lawrence**, Holz helped the unit rank ninth in passing (242.7 yards per game). Before his stint in Jacksonville, Holz was the offensive coordinator for UNLV in 2022, which followed 10 campaigns with the Raiders (2012–2021). In Oakland/Las Vegas, he served in a variety of roles on offense, mostly focused on wide receivers.

OFFSEASON TIMELINE

On March 13, the NFL's 2024 league year begins, and Carthon will have his first major opportunity of the offseason to add outside talent to the roster. The date marks the beginning of unrestricted free agency for players whose contracts have expired, the start of the NFL's trading period, and the requirement to be under the league's 2024 salary cap. Teams can begin negotiating with certified agents of unrestricted free agents on March 11, two days before the new league year.

In the meantime, scouting efforts related to the NFL Draft will be in full swing. Tennessee currently owns eight total picks and the seventh overall selection in the draft, scheduled for April 25-27 in Detroit, Mich. The process leading up to the draft consists of the NFL Scouting Combine in Indianapolis (Feb. 27 to March 4), college pro days and "top 30" prospect visits to Ascension Saint Thomas Sports Park.

Callahan and the new coaching staff will get their first up-close interaction with new and returning veterans when the offseason program kicks off in April. All clubs are allowed to conduct a voluntary nine-week offseason program in three phases and may hold a mandatory minicamp during phase three, which is a four-week period that also includes a maximum of 10 days of organized team practice activities (OTAs).

NFL clubs with new head coaches are entitled to conduct an additional voluntary veteran minicamp prior to the NFL Draft (April 25-27). The voluntary veteran minicamp must be conducted no earlier than the third week of the club's offseason workout program and after at least one week of phase one activities.

Additionally, a three-day post-draft rookie minicamp is allowed (May 3-6 or May 10-13).

The offseason program concludes in June, and at that point, players will be off until training camp commences in late July.

QUICK CLICKS

[Titans Information](#)

[Latest News](#)

[Most Recent Press Conferences](#)

[New Stadium Information](#)

[Titans 2023 Media Guide](#)

[Titans Tickets](#)

[Titans in the Community](#)

[Nissan Stadium Information](#)

[Titans Podcasts](#)

NOTEWORTHY IN 2023

LB AZEEZ AL-SHAIR

- Selected as a captain by his teammates.
- Started all 17 games for the first time in his career. He was one of three Titans players to start all 17 games (**Aaron Brewer**, **Derrick Henry**).
- Led the defense with a career-high 163 tackles, which ranked fifth in the NFL in 2023. Since 1991, Al-Shaair's 163 tackles were the most by any Titans/Oilers players using NFL GSIS/press box statistics, eclipsing **Stephen Tulloch's** 160 in 2010.

DL DENICO AUTRY

- Led the team with a career-high 11.5 sacks and a career-best 58 quarterback pressures. His 11.5 sacks tied for 12th in the NFL and tied for the 10th-best number for the franchise since individual sacks became an official statistic in 1982 and matched the sixth-best total for the franchise in its "Titans era" (since 1999).
- Added a career-best 50 tackles.
- Became the franchise's first player since **Jevon Kearse** (1999-2001) to record eight or more sacks in three consecutive seasons.
- From 2014 to 2023, he recorded a league-high total of 12 blocked kicks, including four field goals, seven extra points and one punt. He blocked an extra point and a field goal in 2023.

C AARON BREWER

- Registered 17 starts for the second consecutive season. He was one of three Titans players to start all 17 games (**Derrick Henry**, **Azeez Al-Shaair**).
- Has participated in 58 games over his first four seasons. No Titans offensive lineman logged more games in that period than Brewer.

LS MORGAN COX

- Handled all of the team's long snapping duties for the third consecutive season.
- With 51 consecutive games played in his first three seasons with the Titans, he finished the 2023 campaign with the longest active streak of games played for the team.
- Selected as a captain by his teammates.

NOTEWORTHY IN 2023

K NICK FOLK

- Set a new NFL record for most consecutive field goals made under 40 yards. Through 2023, Folk carried the all-time NFL-record streak of 78 consecutive field goals from under 40 yards—a streak going back to 2017.
- Folk appeared in all 17 games and made 29 field goals on 30 attempts. His career-best 96.7 percent accuracy on field goals led the NFL and tied for the 14th-best single-season mark in NFL history. It also established a new franchise record for a single season, breaking the record of 92.3 percent by **Al Del Greco** (1998) and **Rob Bironas** (2010).
- Named AFC Special Teams Player of the Week after nailing the game-winning field goal against the L.A. Chargers (9/17/23).

CB ERIC GARROR

- Appeared in 12 games with four starts and led all Titans defensive rookies in defensive snaps (329), tackles (22) and passes defended (two). He also led the team in punt returns, totaling 159 yards on 21 returns (7.6 avg.).

LB JACK GIBBENS

- Set career highs with 92 tackles and 13 games started.

RB DERRICK HENRY

- Named to his fourth career Pro Bowl in 2023.
- Started 17 games for the first time in his career.
- Moved into second place in franchise history with 9,502 career rushing yards behind only **Eddie George** (10,009).
- Leads the NFL in rushing yards (9,502) and rushing touchdowns (90) since entering the NFL in 2016.
- Finished second in the NFL with 1,167 rushing yards. It was the sixth consecutive year in which Henry finished in the NFL's top 10 in rushing, and it was his fourth top-two finish.
- Did not record a single fumble, logging the first season of his career in which he accomplished the feat.
- In the history of the NFL, only three players prior to Henry reached both the 9,000-yard and 90-touchdown rushing plateaus within their first eight seasons. He joined **Emmitt Smith**, **Shaun Alexander** and **LaDainian Tomlinson** as the fourth member of the group.
- He joined Tomlinson (six), Smith (six) and Alexander (five) as the only players in NFL history to record at least five career seasons in which he rushed for at least 1,000 rushing yards and 12 touchdowns.
- Recorded his first season with two passing touchdowns. Since 2000, his total of four career passing touchdowns ranks second among all running backs behind only **LaDainian Tomlinson** (seven). Since entering the NFL in 2016, Henry's four career passing touchdowns ranks first among all non-quarterbacks in the NFL.
- Selected as a captain by his teammates.

S AMANI HOOKER

- Played in 13 games and recorded career-high 13 starts.
- Established a career-high with 80 tackles.
- Recorded his first defensive points on a defensive two-point conversion on Dec. 3 against Indianapolis, marking the first defensive two-point conversion in franchise history and the NFL's first defensive two-point conversion since 2021.

WR DeANDRE HOPKINS

- Over his 11 NFL seasons (2013–2023), Hopkins ranks first in receptions (928), first in first-down receptions (642), first in receiving yards (12,355), third in receiving touchdowns (78) and first in receptions of 25-plus yards (113).
- Through 2023, he had at least one reception in all 162 career games he played during the regular season. That represents the longest active streak in the NFL at the conclusion of 2023 and the third-longest streak in NFL history to begin a career behind only **Marvin Harrison** (190 consecutive games) and **Keyshawn Johnson** (167).



- Hopkins became one of 17 players in NFL history to reach 900 receptions, 12,000 receiving yards and 75 touchdown catches during a career. Only five players—Hopkins, Harrison, **Jerry Rice**, **Brandon Marshall** and **Larry Fitzgerald**—reached all three milestones within their first 11 NFL seasons.
- Recorded his seventh 1,000-yard receiving season and first for the franchise since 2020.

CB ANTHONY KENDALL

- Tied for the team lead with nine special teams tackles. He was one of three NFL rookies in 2023 with nine or more special teams tackles.

OLB ARDEN KEY

- Ranked second on the team with a career-high 57 quarterback pressures, including 11 quarterback pressures in Week 1 at New Orleans.

QB WILL LEVIS

- Became the third rookie quarterback in franchise history to start at least nine games. Only **Vince Young** (13 starts in 2006) and **Marcus Mariota** (12 starts in 2015) preceded him in the accomplishment.
- His 84.2 passer rating was the second best in franchise history by a rookie quarterback (91.5 by Mariota in 2015), and the number also ranked first in NFL history among second-round quarterbacks in their rookie season (minimum 200 attempts).
- Averaged 12.13 yards per completed pass in 2023, accounting for 1,808 yards on 149 completions. His average per completion ranked fourth in the NFL for the 2023 season behind only San Francisco's **Brock Purdy** (13.90), Houston's **C.J. Stroud** (12.88) and the Los Angeles Rams' **Matthew Stafford** (12.16).
- Against Atlanta on Oct. 29, he became the third player to record four touchdown passes in his NFL debut, joining **Fran Tarkenton** and **Mariota**.
- Became the first NFL rookie quarterback to pass for 300 or more yards on Monday Night Football at Miami (12/11). He became the franchise's first rookie starting quarterback to win a primetime game since the 1970 AFL-NFL merger.

OLB HAROLD LANDRY III

- Played in all 17 games (10 starts) after missing the entire 2022 campaign due to injury. He ranked second on the team with 10.5 sacks, producing his second-best career total (12 sacks in 2021).

NOTEWORTHY IN 2023

- Became the NFL's third veteran player since 1982 to miss an entire NFL season and come back the next year to record at least 10 sacks. The only previous players to do so were a pair of New Orleans Saints: **Joe Johnson** in 2000 (12 sacks) and **Charlie Clemons** in 2001 (13.5 sacks).
- Landry's 14 tackles for loss led the defense and matched his career high, and his 48 quarterback pressures were third on the squad and were one off his career high in 2021 (49). His statistics also included 70 tackles.
- Of Landry's 10.5 total sacks, 8.5 of his sacks came in the fourth quarter. His fourth-quarter total was more than any other NFL player in 2023 and the most in franchise history for a single season.

CB ROGER McCREARY

- Ranked third on the team and led all Titans defensive backs with 86 tackles.
- Among all NFL cornerbacks, his 86 tackles tied Las Vegas' **Nate Hobbs** for the third-highest total behind Buffalo's **Taron Johnson** (98) and Indianapolis' **Kenny Moore II** (93).
- Recorded one interception for the second season to begin his career.

DB ELIJAH MOLDEN

- Appeared in 15 games and registered a career-high eight starts.
- His 72 tackles also established a career high.

WR CHRIS MOORE

- Caught 22 passes for 424 yards. Among all NFL players with at least 20 receptions, his 19.3-yard receiving average led the league. The number was the 11th-best average in Titans/Oilers history among all players with a minimum of 20 receptions.

CB SEAN MURPHY-BUNTING

- Led the Titans defense with two interceptions. It marked his third career season with at least two interceptions.
- Added a career-high two forced fumbles. He was one of only six NFL cornerbacks in 2023 to tally at least two interceptions and two forced fumbles.

TE CHIG OKONKWO

- Finished second on the team in receptions (54) and receiving yards (528), which both set new career-highs.
- Averaged 11.4 yards per reception in his initial two NFL seasons, collecting 978 yards on 86 catches. That not only led all qualifying tight ends in his draft class but also tied with **Travis Kelce** and **Dallas Goedert** for the sixth-best average in the NFL among all NFL tight ends.

DT JEFFERY SIMMONS

- Won the Titans Walter Payton Man of the Year Award for the first time in his career.
- Selected as a captain by his teammates.
- With 5.5 sacks in 12 games, he registered his fourth consecutive season with at least three sacks and his third consecutive season with at least 5.5 sacks.

OL PETER SKORONSKI

- He was one of nine NFL rookie offensive linemen in 2023 to register 14 or more starts, and he joined **Nicholas Petit-Frere** (2022), **Jack Conklin** (2016), **Chance Warmack** (2013), **Michael Roos** (2005) and **Jacob Bell** (2004) as the only rookie offensive linemen to record at least 14 starts for the franchise during its "Titans era" (1999–present).



RB TYJAE SPEARS

- Totaled 838 scrimmage yards, which ranked seventh in franchise history among rookie running backs. The total also placed fourth among NFL rookie running backs in 2023.
- Finished the season with 52 receptions for 385 yards and one touchdown. Became the franchise's first rookie running back with at least 50 receptions since **Sid Blanks** in 1964 (56).
- His 20 third-down conversions, which included 11 receptions and nine rushing attempts, ranked first among players at his position.
- Returned a team-high 13 kickoffs for 270 yards.

P RYAN STONEHOUSE

- Averaged a league-high 53.06 yards per punt, grossing 2,812 yards on 53 attempts. The average qualified as the second-highest figure in NFL history behind his own record-setting 53.10 yards per punt as a rookie in 2022.
- Became the first player in history to lead the NFL in gross punting average in each of his first two NFL seasons.
- Also finished sixth in the NFL with a 43.87-yard net punting average, which ranked third in franchise history.
- Selected AFC Special Teams Player of the Week after punting seven times for 376 yards (53.7 avg.) with five kicks placed inside the 20-yard line against Carolina (11/26/23).

QB RYAN TANNEHILL

- Ranks first in franchise history in career passer rating (97.8) and completion percentage (66.6). He ranks fifth in passing yards (14,447), fifth in passing touchdowns (93), fifth in passing attempts (1,853) and fourth in completions (1,234).
- Won 39 games as a starting quarterback during the regular season since arriving in Tennessee in 2019. His win total is the fifth-highest figure in franchise history and more than any other starting quarterback in franchise history over a player's first five seasons with the club.
- Ranks 10th in the NFL since 2019 with a .619 winning percentage as a starting quarterback (minimum 25 starts).
- Set a single-game career high and ranked fourth in franchise history by completing 83.3 percent of his passes on 20 of 24 passing against L.A. Chargers (Sept. 17).
- Selected as a captain by his teammates.

WR NICK WESTBROOK-IKHINE

- During his first four seasons in the NFL (2020–2023), no player appeared in more games in a Titans uniform than Westbrook-Ikhine, who logged 61 games in that stretch with 30 starts.
- From 2021 through 2023, he led the Titans in receptions (91), receiving yards (1,243), touchdown catches (10) and receptions for first downs (59).

2024 IMPORTANT DATES

- February 11** Super Bowl LVIII, Allegiant Stadium, Las Vegas, Nev.
- February 20** Beginning this date through March 5, clubs may designate franchise or transition players.
- February 27–March 4** NFL Scouting Combine (Lucas Oil Stadium, Indianapolis, Ind.)
- March 5** Deadline for clubs to designate franchise or transition players.
- March 5** College pro days begin.
- March 5-April 17** Draft-eligible facility visits begin. Clubs are permitted 30 non-local players for physical exams/visits (no on-field workouts).
- March 11-13** Clubs are permitted to contact, and enter into contract negotiations with, the certified agents of players who will become unrestricted free agents upon the expiration of their 2023 player contracts at 4:00 p.m., New York time, on March 13.
- March 13** Prior to 4:00 p.m., New York time, clubs must exercise options for 2024 on all players who have option clauses in their 2023 contracts.
Prior to 4:00 p.m., New York time, clubs must submit qualifying offers to their restricted free agents with expiring contracts to retain a right of first refusal/compensation.
Prior to 4:00 p.m., New York time, clubs must submit a minimum salary tender to retain exclusive negotiating rights to their players with expiring 2023 contracts who have fewer than three accrued seasons of free agency credit.
Top 51 Rule begins. All clubs must be under the 2024 salary cap prior to 4:00 p.m., New York time.
All 2023 player contracts will expire at 4:00 p.m., New York time.
The 2024 league year and free agency period begin at 4:00 p.m., New York time.
The trading period for 2024 begins at 4:00 p.m., New York time, after expiration of all 2023 contracts.
- March 24-27** Annual League Meeting (Orlando, Fla.)
- April 1** Clubs that hired a new head coach after the end of the 2023 regular season may begin offseason workout programs
- April 19** Deadline for restricted free agents to sign offer sheets.
- April 24** Deadline for prior club to exercise right of first refusal to restricted free agents who signed offer sheets.
- April 25-27** NFL Draft (Detroit, Mich.)
- May 2** Deadline for clubs to exercise fifth-year option for players selected in the first round of the 2021 NFL Draft.
- May 3-6 or May 10-13** Clubs may elect to hold their one three-day post-draft rookie minicamp from Friday through Sunday or Saturday through Monday on one of the two weekends following the draft.
- May 13** Rookie football development programs begin.
- May 20-22** Spring League Meeting/Coach Accelerator, Nashville, Tenn.
- Late July** Training camp begins
- August 1** Hall of Fame Game, Canton, Ohio
- August 8-12** Preseason Week 1
- September 5-9** NFL Kickoff Weekend

2024 OPPONENTS

The Titans' opponents for the 2024 regular season are set under the NFL's 17-game scheduling formula. During the regular season, they are slated for eight games at Nissan Stadium and nine road contests.

As always, the Titans have home and road games against each of the AFC South rival Houston Texans, Indianapolis Colts and Jacksonville Jaguars.

Based upon the NFL's schedule rotation, the Titans will face every team from the AFC East in 2024. They are slated for home games against the New England Patriots and New York Jets and are scheduled to meet the Buffalo Bills and Miami Dolphins on the road.

Additionally, the Titans will square off against the NFC North. They are scheduled for home dates against the Green Bay Packers and Minnesota Vikings and road games versus the Chicago Bears and Detroit Lions.

Every team plays two intraconference games that are determined by order of finish within its division. By finishing fourth in the AFC South in 2024, they are slated for a 2024 home matchup with the AFC North's equivalent finisher, the fourth-place Cincinnati Bengals. The Titans will go on the road to meet the AFC West's fourth-place Los Angeles Chargers.

Similarly, the NFL's 17-game format unveiled for the first time in 2021 features interconference matchups based on the previous year's divisional standings. The AFC will be the road conference for the 17th game in 2024 after hosting in 2023. As a result, the Titans are scheduled to travel for a ninth road game, which means a trip to face the fourth-place finishers of the NFC East, the Washington Commanders.

The complete league schedule with dates and times, including each club's three-game preseason slate, is typically released by the NFL in May.

For ticket inquiries and to purchase season tickets, fans can visit TennesseeTitans.com/tickets, email ticketsales@titans.nfl.com or call (615) 565-4200.

The Titans' opponents for the 2024 regular season:

2024 HOME OPPONENTS

- Houston Texans
- Indianapolis Colts
- Jacksonville Jaguars
- New England Patriots
- New York Jets
- Green Bay Packers
- Minnesota Vikings
- Cincinnati Bengals *

2024 ROAD OPPONENTS

- Houston Texans
- Indianapolis Colts
- Jacksonville Jaguars
- Buffalo Bills
- Miami Dolphins
- Chicago Bears
- Detroit Lions
- Los Angeles Chargers *
- Washington Commanders *

* Opponent based on final division standings in 2023.



2023 GAME-BY-GAME RECAP

Week 1 • Sept. 10, 2023 • Titans 15 at SAINTS 16 • 0-1

In the 2023 season opener, the Saints limit the Titans to five field goals by Nick Folk ... In Derek Carr's first game with the Saints, he produces a 19-yard touchdown pass to Rashid Shaheed in the third quarter and seals the win with a late 41-yard pass to Shaheed, which allows the Saints to run out the clock ... The Saints defense intercepts three passes by Ryan Tannehill ... Titans safety Amani Hooker forces two turnovers, including a forced fumble and recovery on the opening kickoff and an interception ... Chris Olave adds eight receptions for 112 yards for New Orleans.

Week 2 • Sept. 17, 2023 • Chargers 24 at TITANS 27 (OT) • 1-1

After Cameron Dicker's 33-yard field goal for the Chargers ties the game at the end of regulation, Nick Folk's 41-yard field goal in overtime wins the game for Tennessee ... The Titans defense forces a three-and-out in overtime to set up the game-winning drive ... Trailing 11-0 in the first half, a 70-yard pass from Ryan Tannehill to Treyton Burks sets up a one-yard touchdown run by Derrick Henry ... Tannehill later runs for a 12-yard touchdown and completes a four-yard touchdown strike to Nick Westbrook-Ikhine ... Justin Herbert passes for 305 yards, including 111 yards and two touchdowns to wide receiver Keenan Allen.

Week 3 • Sept. 24, 2023 • Titans 3 at BROWNS 27 • 1-2

The Browns limit the Titans to 26 rushing yards, 94 total yards and six first downs, controlling the ball for more than 38 minutes ... Browns defensive end Myles Garrett notches 3.5 of the team's five sacks, including a sack that prevents the Titans from attempting a field goal to end the first half ... Cleveland's Deshaun Watson passes for 289 yards and two touchdowns ... Amari Cooper catches seven passes for 116 yards and a score for the Browns ... Tennessee's scoring is limited to a 44-yard field goal by Nick Folk.

Week 4 • Oct. 1, 2023 • Bengals 3 at TITANS 27 • 2-2

The Titans defense allows a field goal on Cincinnati's first drive and then shuts out the Bengals for the remainder of the game, as the Titans score 27 consecutive points ... The Titans offense totals 400 yards and controls the ball for more than 34 minutes, while the defense allows only 211 yards ... Derrick Henry rushes for 122 yards and a touchdown and also throws a two-yard touchdown pass to tight end Josh Whyle ... Ryan Tannehill passes for 240 yards and a score ... Joe Burrow passes for 165 yards for the Bengals, who are limited to a pair of third-down conversions on nine attempts.

Week 5 • Oct. 8, 2023 • Titans 16 at COLTS 23 • 2-3

Colts running back Zack Moss rushes for 165 yards and two touchdowns, helping his team overcome an injury to starting quarterback Anthony Richardson ... Gardner Minshew finishes the game at quarterback for the Colts ... On the Titans' second-to-last drive, the Colts defense stuffs Derrick Henry for no gain on fourth-and-one at the Colts' five-yard line ... The Colts add a field goal before capping the win with a late interception ... Three field goals by Nick Folk and a 19-yard touchdown run by Tyjae Spears account for the Titans' scoring.

Week 6 • Oct. 15, 2023 • RAVENS 24 at Titans 16 (London) • 2-4

The Titans appear at Tottenham Hotspur Stadium in their second all-time appearance in London ... The Ravens score on five of their six drives in the first half to take an 18-3 lead, as the Titans are limited to 66 total yards in the first two quarters ... Ravens kicker Justin Tucker boots six field goals, and Lamar Jackson adds a touchdown pass to Zay Flowers ... Derrick Henry rushes for 97 yards, including a 63-yard run and a 15-yard touchdown ... Quarterback Ryan Tannehill exits after the third quarter due to an ankle injury, and backup Malik Willis finishes the contest.

Week 8 • Oct. 29, 2023 • Falcons 23 at TITANS 28 • 3-4

With veteran quarterback Ryan Tannehill inactive due to an ankle injury, rookie Will Levis makes his first career start ... Levis passes for 238 yards and becomes the third player in NFL history with four touchdown passes in his NFL debut (Marcus Mariota and Fran Tarkenton) ... DeAndre Hopkins catches four of Levis' passes for 128 yards and three touchdowns (47, 16 and 61 yards) ... Taylor Heinicke relieves starting quarterback Desmond Ridder in the third quarter and engineers four scoring drives before a final series is thwarted by the Titans defense ... Derrick Henry logs 101 rushing yards for the Titans.

Week 9 • Nov. 2, 2023 • Titans 16 at STEELERS 20 • 3-5

Rookie quarterback Will Levis passes for 262 yards in his second career start and his first on Thursday Night Football ... Steelers quarterback Kenny Pickett completes a game-winning drive with a three-yard touchdown pass to Diontae Johnson with 4:02 remaining ... Levis directs a potential go-ahead drive in the final two minutes but is intercepted in the end zone by Kwon Alexander ... Derrick Henry rushes for 75 yards, including a two-yard touchdown, but his score is the Titans' only touchdown in four red-zone trips.

Week 10 • Nov. 12, 2023 • Titans 6 at BUCCANEERS 20 • 3-6

The Titans are limited in scoring to a pair of field goals by Nick Folk (38 and 27 yards) ... Rookie quarterback Will Levis makes his third start and completes 19 of 39 passes for 199 yards with one interception ... The Buccaneers sack Levis four times and are credited with 13 quarterback hits ... Derrick Henry is limited to 24 yards on 11 rushing attempts ... Tampa Bay's Baker Mayfield passes for 278 yards and two touchdowns with an interception ... Mike Evans leads the Buccaneers with six receptions for 143 yards and a score.

Week 11 • Nov. 19, 2023 • Titans 14 at JAGUARS 34 • 3-7

The Jaguars score the game's first 27 points before the Titans score a pair of touchdowns in the second half ... Jaguars quarterback Trevor Lawrence completes 24 of 32 passes for 262 yards and two touchdowns (119.5 passer rating) and also rushes for two touchdowns ... Jaguars wide receiver Calvin Ridley has a game-high 103 yards and two touchdown grabs ... Titans rookie quarterback Will Levis makes his fourth consecutive start, completing 13 of 17 passes for 158 yards with touchdowns to DeAndre Hopkins (43 yards) and defensive tackle Jeffery Simmons (two yards) ... The Jaguars defense limits Derrick Henry to 38 rushing yards on 10 attempts.

Week 12 • Nov. 26, 2023 • Panthers 10 at TITANS 17 • 4-7

The contest features a pair of rookie starting quarterbacks in Carolina's Bryce Young and Tennessee's Will Levis ... Derrick Henry rushes for 76 yards and a pair of touchdowns ... Henry caps a 91-yard drive in the first quarter with a one-yard touchdown and adds a 10-yard score in the second quarter to make the score 14-3 ... Henry's second touchdown is set up by a takeaway after Arden Key records a strip-sack of Panthers quarterback Bryce Young and Jeffery Simmons recovers for the Titans ... Nick Folk kicks a 53-yard field goal as time expires in the first half ... Carolina records a 33:49 time of possession but is limited to 258 total yards.

Week 13 • Dec. 3, 2023 • COLTS 31 at Titans 28 (OT) • 4-8

Colts quarterback Gardner Minshew II completes a game-winning, four-yard touchdown pass to Michael Pittman Jr. in overtime after the Titans take an initial lead in overtime with a 46-yard field goal ... Pittman (105 yards) and Alec Pierce (100) each record 100 receiving yards and a touchdown for the Colts ... In the second half, the Colts return a blocked punt for a touchdown and minutes later force a fumble on a Titans punt attempt to set up another score ... The Titans total for 177 rushing yards, including 102 yards by Derrick Henry, who also rushes for two scores ... Safety Amani Hooker scores a defensive two-point conversion after intercepting a pass on the Colts' two-point try and racing to the end zone for the score.

Week 14 • Dec. 11, 2023 • TITANS 28 at Dolphins 27 • 5-8

The Titans erase a 14-point deficit with less than three minutes remaining in the fourth quarter to win on Monday Night Football ... Will Levis directs the comeback and passes for 327 yards and a touchdown after being victimized by Miami's Zach Sieler for a pick-six early in the first quarter ... Derrick Henry is limited to 34 rushing yards but rushes for two touchdowns ... DeAndre Hopkins leads the Titans with 124 yards on seven catches, including a touchdown ... The Dolphins break a 13-13 tie in the fourth quarter by scoring consecutive touchdowns off Tennessee fumbles ... Levis then directs two consecutive touchdown drives, and the Titans defense caps the win with Harold Landry III's third sack of Tua Tagovailoa in the fourth quarter.

Week 15 • Dec. 17, 2023 • TEXANS 19 at TITANS 16 (OT) • 5-9

Ka'imi Fairbairn makes a game-winning 54-yard field goal as time expires in overtime ... Texans quarterback Case Keenum, starting for an injured C.J. Stroud, passes for 229 yards and a touchdown ... Devin Singletary leads the Texans with 121 rushing yards and adds 49 receiving yards, including a 41-yard grab to set up the game-winning field goal ... The Texans defense limits Derrick Henry to nine total yards on 16 rushing attempts ... The Titans jump out to a 13-0 lead after defensive back Elijah Molden returns an interception 44 yards for a touchdown ... Houston outscores the Titans 19-3 to finish the game.

Week 16 • Dec. 24, 2023 • SEAHAWKS 20 at Titans 17 • 5-10

Seahawks quarterback Geno Smith directs a 14-play, 75-yard, game-winning drive that culminates in a five-yard touchdown pass to tight end Colby Parkinson with 57 seconds remaining ... Smith totals 227 yards and two touchdowns passing ... Prior to Parkinson's touchdown, Derrick Henry gives the Titans a 17-13 lead with a two-yard touchdown run ... Earlier in the game Henry throws a 12-yard touchdown pass to tight end Chig Okonkwo ... Ryan Tannehill starts at quarterback for the Titans for the first time since Week 6 with Will Levis inactive due to an ankle injury.

Week 17 • Dec. 31, 2023 • Titans 3 at TEXANS 26 • 5-11

The Texans score the first 20 points of the game in the first half before Nick Folk provides the Titans' only points with a 53-yard field goal ... Titans starting quarterback Will Levis exits the game in the second quarter due to injury, and Ryan Tannehill enters in relief ... Texans rookie quarterback C.J. Stroud completes 24 of 32 passes for 213 yards and one touchdown ... The Texans defense totals six sacks, including a strip-sack by Jerry Hughes that results in a 13-yard return for a touchdown by Sheldon Rankins ... The Texans defense thwarts a 72-yard drive by Tennessee in the third quarter with a fourth-down stop from the three-yard line.

Week 18 • Jan. 7, 2024 • Jaguars 20 at TITANS 28 • 6-11

The Titans win their 2023 season finale and in the process keep Jacksonville from a playoff berth and an AFC South title ... Derrick Henry rushes for 153 yards and a touchdown ... Henry's 69-yard run two plays into the second half helps set up the Titans' fourth and final touchdown ... Ryan Tannehill starts at quarterback and passes for 168 yards and two touchdowns ... Tyjae Spears caps his rookie campaign with 66 scrimmage yards, a rushing touchdown and a receiving touchdown ... Jaguars quarterback Trevor Lawrence passes for two touchdowns, including a 59-yarder to wide receiver Calvin Ridley, but is also intercepted twice by the Titans defense ... The Titans defense stops the Jaguars three times on fourth down, including a goal-line stand in the fourth quarter to help preserve the victory.

2023 TALE OF THE TAPE

| OFFENSE | Titans | NFL Rank | NFL Avg |
|------------------------|--------------|------------|---------------|
| GAMES (Won-Lost) | 6-11 | --- | --- |
| FIRST DOWNS | 298 | 26 | 327.4 |
| Rushing | 103 | 19 | 109.5 |
| Passing | 158 | 26 | 188.4 |
| Penalty | 37 | 4 | 29.5 |
| YDS GAINED (tot) | 4913 | 28 | 5636.9 |
| Avg per Game | 289.0 | 28 | 331.6 |
| RUSHING (net) | 1846 | 17 | 1915.2 |
| Avg per Game | 108.6 | 17 | 112.7 |
| Rushes | 444 | 20t | 456.4 |
| Yards per Rush | 4.2 | 15 | 4.2 |
| PASSING (net) | 3067 | 29 | 3721.7 |
| Avg per Game | 180.4 | 29 | 218.9 |
| Passes Att. | 494 | 30t | 572.3 |
| Completed | 304 | 32 | 369.0 |
| Pct Completed | 61.5 | 29 | 64.5 |
| Yards Gained | 3512 | 25 | 4017.7 |
| Sacked | 64 | 28t | 44.1 |
| Yards Lost | 445 | 28 | 296.0 |
| Had intercepted | 11 | 10t | 13.4 |
| Yards Opp Ret | 101 | 8t | 170.2 |
| Opp TDs on Int | 1 | 10t | 1.4 |
| PUNTS | 80 | 7t | 70.7 |
| Avg Yards | 50.1 | 3 | 47.3 |
| PUNT RETURNS | 42 | 1 | 30.5 |
| Avg Return | 7.9 | 26 | 9.6 |
| Returned for TD | 0 | 9t | 0.3 |
| KICKOFF RETURNS | 18 | 14t | 18.3 |
| Avg Return | 20.7 | 25 | 23.0 |
| Returned for TD | 0 | 4t | 0.1 |
| PENALTIES | 110 | 27 | 97.1 |
| Yards Penalized | 882 | 24 | 800.6 |
| FUMBLES BY | 19 | 9t | 20.3 |
| Fumbles Lost | 9 | 15 | 9.5 |
| Opp Fumbles | 19 | 17t | 20.3 |
| Opp Fum Lost | 8 | 23t | 9.5 |
| POSS. TIME (avg) | 29:14 | 24 | 30:00 |
| TOUCHDOWNS | 31 | 27t | 40.7 |
| Rushing | 16 | 11t | 14.7 |
| Passing | 14 | 29 | 23.6 |
| Returns | 1 | 24t | 2.4 |
| EXTRA-PT KICKS | 28/30 | 26 | 96% |
| 2-PT CONVERSIONS | 1/1 | 1t | 55% |
| FIELD GOALS/FGA | 29/30 | 1 | 28/33 |
| POINTS SCORED | 305 | 27 | 370.1 |

| OFFENSE | Titans | NFL Rank | NFL Avg |
|------------------------|--------------|------------|--------------|
| POINTS ALLOWED | 367 | 16 | 370.1 |
| OPP FIRST DOWNS | 334 | 20 | 327.4 |
| Rushing | 103 | 12 | 109.5 |
| Passing | 189 | 15t | 188.4 |
| Penalty | 42 | 32 | 29.5 |
| OPP YARDS GAINED | 5697 | 18 | 5636.9 |
| Avg per Game | 335.1 | 18 | 331.6 |
| OPP RUSHING(net) | 1831 | 13 | 1915.2 |
| Avg per Game | 107.7 | 13 | 112.7 |
| Rushes | 480 | 23 | 456.4 |
| Yards per Rush | 3.8 | 7 | 4.2 |
| OPP PASSING(net) | 3866 | 18 | 3721.7 |
| Avg per Game | 227.4 | 18 | 218.9 |
| Passes Att. | 571 | 16 | 572.3 |
| Completed | 387 | 23 | 369.0 |
| Pct Completed | 67.8 | 30 | 64.5 |
| Sacked | 45 | 16t | 44.1 |
| Yards Lost | 315 | 12t | 296.0 |
| INTERCEPTED BY | 6 | 32 | 13.4 |
| Yards Returned | 86 | 26 | 170.2 |
| Returned for TD | 1 | 14t | 1.4 |
| OPP PUNT RETURNS | 29 | 18t | 30.5 |
| Avg return | 11.3 | 24 | 9.6 |
| OPP KICKOFF RET | 35 | 31 | 18.3 |
| Avg return | 23.3 | 16 | 23.0 |
| OPP TOUCHDOWNS | 33 | 5 | 40.7 |
| Rushing | 10 | 4t | 14.7 |
| Passing | 20 | 8t | 23.6 |
| Returns | 3 | 18t | 2.4 |

WHERE THE TITANS RANKED IN 2023

2023 OFFENSIVE STATISTICS AND NFL RANKING

| OFFENSIVE STATS | STAT (RANK) |
|------------------------|-------------|
| Yards / Game | 289.0 (28) |
| Yards / Play | 4.90 (26) |
| Rushing Yards / Game | 108.6 (17) |
| Rushing Yards / Play | 4.16 (15) |
| Passing Yards / Game | 180.4 (29) |
| Passing Yards / Play | 6.21 (23) |
| Interception Rate | 2.23% (15) |
| Sacks / Pass Attempt | 12.96% (31) |
| First Downs / Game | 17.5 (26) |
| Punt Return Avg | 7.9 (26) |
| Kickoff Return Avg | 20.7 (25) |
| Field Goals Made | 96.67% (1) |
| 3rd Down Pct | 33.49% (28) |
| 4th Down Pct | 55.00% (13) |
| Red Zone Pct | 47.92% (26) |
| Goal to Go% | 63.64% (28) |
| Avg Time of Possession | 29:14 (24) |
| Points / Game | 17.9 (27t) |
| Turnover Ratio | -6 (23t) |

2023 DEFENSIVE STATISTICS AND NFL RANKING

| DEFENSIVE STATS | STAT (RANK) |
|---------------------------|-------------|
| Yards / Game | 335.1 (18) |
| Yards / Play | 5.20 (14) |
| Rushing Yards / Game | 107.7 (13) |
| Rushing Yards / Play | 3.81 (7) |
| Passing Yards / Game | 227.4 (18) |
| Passing Yards / Play | 6.77 (23) |
| Interception Rate | 1.05% (32) |
| Sacks / Pass Attempt | 7.88% (16) |
| First Downs / Game | 19.6 (20) |
| Punt Return Avg | 11.3 (24) |
| Kickoff Return Avg | 23.3 (16) |
| 3rd Down Pct | 38.53% (17) |
| 4th Down Pct | 57.14% (26) |
| Red Zone Pct | 37.70% (1) |
| Goal to Go% | 42.86% (1) |
| Points / Game | 21.6 (16) |
| Point Differential / Game | -3.6 (26) |
| Yard Differential / Game | -46.1 (27) |

2023 INDIVIDUAL NFL RANKINGS

(Qualifiers only, where applicable)

| Category | Player | Stat | NFL Rank |
|------------------------|---------------------|-------|----------|
| Passer Rating | Will Levis | 84.2 | 24 |
| Passing Yards | Will Levis | 1,808 | 31 |
| Passing TDs | Will Levis | 8 | 31t |
| Rushing Yards | Derrick Henry | 1,167 | 2 |
| Rushing Average | Derrick Henry | 4.17 | 21 |
| Rushing TDs | Derrick Henry | 12 | 7t |
| Receptions | DeAndre Hopkins | 75 | 31t |
| Receiving Yards | DeAndre Hopkins | 1,057 | 21 |
| Receiving TDs | DeAndre Hopkins | 7 | 18t |
| Sacks | Denico Autry | 11.5 | 12t |
| Interceptions | Sean Murphy-Bunting | 2 | 44t |

REGULAR TITANS LINEUP

OFFENSIVE STARTERS

WR 16-Treyton Burks (6-2, 225, 2nd Year/2nd with Titans, Arkansas) - The 18th overall pick in 2022 tied for third on the team in receiving yards (444) and tied for third in receptions (33) as a rookie. In his second year, he appeared in 11 games and contributed 16 catches for 221 yards.

| | G | GS | Rec | Yds | Avg | Lg | TD |
|--------|----|----|-----|-----|------|----|----|
| 2023 | 11 | 9 | 16 | 221 | 13.8 | 70 | 0 |
| Career | 22 | 15 | 49 | 665 | 13.6 | 70 | 1 |

WR 15-Nick Westbrook-Ikhine (6-2, 211, 4th Year/4th with Titans, Indiana) - The former undrafted free agent emerged as a regular on offense in 2021, contributing at least 25 receptions, 370 yards and three touchdowns every season from 2021 to 2023. He finished the 2023 campaign on injured reserve.

| | G | GS | Rec | Yds | Avg | Lg | TD |
|--------|----|----|-----|------|------|-----|----|
| 2023 | 14 | 9 | 28 | 370 | 13.2 | 33t | 3 |
| Career | 61 | 30 | 94 | 1276 | 13.6 | 63t | 10 |

LT 79-Jaelyn Duncan (6-6, 306, Rookie, Maryland) - The sixth-round pick (186th overall) appeared in 10 games with five starts as a rookie. At Maryland, he appeared in 42 games with 39 starts at left tackle over five seasons.
2023 & Career G/GS: 10/5

LG 77-Peter Skoronski (6-4, 313, Rookie, Northwestern) - The 11th overall pick started 14 games at left guard as a rookie. In three seasons at Northwestern, he did not miss a game or a start, appearing in 33 contests at left tackle.
2023 & Career G/GS: 14/14

C 55-Aaron Brewer (6-1, 295, 4th Year/4th with Titans, Texas State) - The former undrafted free agent emerged as a full-time starter in 2022 at left guard before shifting to center for 2023. He started every game in 2022 and 2023.
2023 G/GS: 17/17, Career G/GS: 58/40

RG 60-Daniel Brunskill (6-5, 300, 5th Year/1st with Titans, San Diego St.) - After entering the NFL as a rookie free agent in 2017, he spent two years with Atlanta before joining the 49ers in 2019. After arriving in Tennessee in 2023, he started 14 games at right guard.
2023 G/GS: 14/14, Career G/GS: 75/56

RT 75-Dillon Radunz (6-6, 301, 3rd Year/3rd with Titans, North Dakota State) - The 2021 second-round draft pick appeared in 23 games with five starts in his first two seasons. In 2023, he tallied career highs with 16 games played and 11 starts, including the final seven games at right tackle.
2023 G/GS: 16/11, Career G/GS: 39/16

TE 85-Chig Okonkwo (6-3, 238, 2nd Year/2nd with Titans, Maryland) - The 2022 fourth-rounder appeared in every game over his first two seasons. He totaled 54 receptions for 528 yards in 2023 after setting the franchise rookie tight end record with 450 receiving yards in 2022.

| | G | GS | Rec | Yds | Avg | Lg | TD |
|--------|----|----|-----|-----|------|----|----|
| 2023 | 17 | 11 | 54 | 528 | 9.8 | 39 | 1 |
| Career | 34 | 19 | 86 | 978 | 11.4 | 48 | 4 |

WR 10-DeAndre Hopkins (6-1, 212, 11th Year/1st with Titans, Clemson) - The five-time Pro Bowler played in Houston from 2013-19 and in Arizona from 2020-22. From 2013-23, he led the NFL in receptions (928) and receiving yards (12,355). In 2023, he recorded the seventh season in franchise history with at least 75 receptions, 1,000 receiving yards and seven receiving touchdowns.

| | G | GS | Rec | Yds | Avg | Lg | TD |
|--------|-----|-----|-----|--------|------|-----|----|
| 2023 | 17 | 16 | 75 | 1,057 | 14.1 | 61t | 7 |
| Career | 162 | 161 | 928 | 12,355 | 13.3 | 76t | 78 |

QB 8-Will Levis (6-4, 229, Rookie, Kentucky) - The second-round pick (33rd overall) started nine games as a rookie. He was the third-leading rookie passer in franchise history with 1,808 yards and eight touchdowns. Prior to the NFL, he was 17-7 as a starter in two years at Kentucky after beginning his collegiate career at Penn State.

| | G | GS | Att | Cmp | Pct | Yds | TD | Int | Lg | Sk | Rate |
|------------|---|----|-----|-----|------|-------|----|-----|-----|----|------|
| '23/Career | 9 | 9 | 255 | 149 | 58.4 | 1,808 | 8 | 4 | 61t | 28 | 84.2 |

RB 22-Derrick Henry (6-3, 247, 8th Year/8th with Titans, Alabama) - The 2016 second-round pick and two-time NFL rushing champion (2019-20) led the NFL in rushing yards (9,502) and rushing touchdowns (90) during his first eight seasons. In 2023, he finished second in the league in rushing for the second consecutive season (1,167 yards) and was named to his fourth career Pro Bowl.

| | G | GS | Att | Yds | Avg | Lg | TD | Rec | Yds | Avg | Lg | TD |
|--------|-----|----|-------|-------|-----|-----|----|-----|-------|-----|-----|----|
| 2023 | 17 | 17 | 280 | 1,167 | 4.2 | 69 | 12 | 28 | 214 | 7.6 | 46 | 0 |
| Career | 119 | 88 | 2,030 | 9,502 | 4.7 | 99t | 90 | 155 | 1,458 | 9.4 | 75t | 3 |

OFFENSIVE RESERVES

LT 71-Andre Dillard (6-5, 315, 5th Year/1st with Titans, Washington State) - The 22nd overall pick in 2019 spent four years in Philadelphia before signing with the Titans in 2023. He appeared in 43 games with nine starts for the Eagles, and in his first season in Tennessee, he registered 10 starts.
2023 G/GS: 16/10, Career G/GS: 59/19

WR 14-Colton Dowell (6-3, 312, Rookie, Tennessee-Martin) - The seventh-round pick and native of Lebanon, Tenn., appeared in 10 games as a rookie and became a core member of the special teams unit. In college, he totaled 177 receptions for 2,796 yards and 19 touchdowns in 47 games.

| | G | GS | Rec | Yds | Avg | Lg | TD |
|-------------|----|----|-----|-----|-----|----|----|
| 2023/Career | 10 | 1 | 1 | 3 | 3.0 | 3 | 0 |

T 66-Chris Hubbard (6-4, 295, 10th Year/1st with Titans, Alabama-Birmingham) - Before signing with the Titans at the start of training camp in 2023, he was with the Steelers from 2013-17 and with the Browns from 2018-22. He appeared in 85 career games with 49 starts in that time period. In 2023, he started nine games before finishing the season on injured reserve.
2023: 9/9, Career G/GS: 94/58

WR 12-Mason Kinsey (5-11, 200, 1st Year/1st with Titans, Berry College) - The receiver and returner originally signed with the team as a rookie free agent in 2020. He appeared in three total games prior to 2023 and set a career high with six games played in 2023.

| | G | GS | Rec | Yds | Avg | Lg | TD |
|--------|---|----|-----|-----|-----|----|----|
| 2023 | 6 | 0 | 1 | 6 | 6.0 | 6 | 0 |
| Career | 9 | 0 | 2 | 9 | 4.5 | 6 | 0 |

C/G 62-Corey Levin (6-4, 307, 5th Year/5th with Titans, Chattanooga) - A sixth-round pick in 2017, Levin re-joined the Titans in 2021 after being claimed off waivers from the N.Y. Jets. He also spent time with the Broncos, Bears and Patriots. His 17 games played and three starts in 2022 were career highs.
2023 G/GS: 16/0, Career G/GS: 61/4

WR 11-Chris Moore (6-1, 200, 8th Year/1st with Titans, Cincinnati) - A fourth-round pick in 2016, Moore spent five seasons with the Ravens before playing with the Texans from 2021-22. In his first year with the Titans, his 19.3-yard average ranked first in the NFL among players with at least 20 catches.

| | G | GS | Rec | Yds | Avg | Lg | TD |
|--------|-----|----|-----|------|------|-----|----|
| 2023 | 17 | 5 | 22 | 424 | 19.3 | 49 | 0 |
| Career | 106 | 18 | 138 | 1710 | 12.4 | 67t | 8 |

OL 61-John Ojukwu (6-5, 309, Rookie, Boise State) - The rookie free agent was promoted to the 53-man roster in Week 16 and tallied three starts as a jumbo tight end. At Boise State, he appeared in 56 games in six seasons, totaling 51 starts as a right tackle and left tackle.
2023 & Career G/GS: 3/3

T 78-Nicholas Petit-Frere (6-5, 316, 2nd Year/2nd with Titans, Ohio State) - The third-round draft pick started 16 games at right tackle as a rookie but was limited to three games in 2023. He entered the NFL after 35 games and 20 starts at Ohio State, including 12 starts at left tackle as a junior in 2021.
2023 G/GS: 3/2, Career G/GS: 19/18

WR 18-Kyle Phillips (5-11, 189, 2nd Year/2nd with Titans, UCLA) - The fifth-round receiver appeared in 13 total games during his first two seasons. At UCLA, he totaled 163 receptions for 1,821 yards and 17 touchdowns, and he added 25 punt returns for 496 yards (19.8 avg.) and two scores.

| | G | GS | Rec | Yds | Avg | Lg | TD |
|--------|----|----|-----|-----|------|----|----|
| 2023 | 9 | 0 | 15 | 181 | 12.1 | 29 | 0 |
| Career | 13 | 0 | 23 | 259 | 11.3 | 29 | 0 |

RB 32-Tyjae Spears (5-11, 195, Rookie, Tulane) - The third-round pick was fourth among rookie running backs in 2023 with 838 scrimmage yards and second with 385 receiving yards. At Tulane, he totaled 2,910 yards and 31 touchdowns on 427 carries and adding 48 receptions for 564 yards and three scores. He was the school's all-time leader in career yards per carry (6.8).

| | G | GS | Att | Yds | Avg | Lg | TD | Rec | Yds | Avg | Lg | TD |
|------------|----|----|-----|-----|-----|----|----|-----|-----|-----|----|----|
| '23/Career | 17 | 1 | 100 | 453 | 4.5 | 23 | 2 | 52 | 385 | 7.4 | 48 | 1 |

QB 17-Ryan Tannehill (6-4, 217, 12th Year/5th with Titans, Texas A&M) - Acquired via trade from Miami in 2019, he led the Titans to three consecutive playoff appearances and two division titles. In franchise history, he ranks first in passer rating (97.8), first in completion percentage (66.6), fifth in passing yards (14,447) and fifth in passing touchdowns (93).

| | G | GS | Att | Cmp | Pct | Yds | TD | Int | Lg | Sk | Rate |
|--------|-----|-----|-------|-------|------|--------|-----|-----|-----|-----|------|
| 2023 | 10 | 8 | 230 | 149 | 64.8 | 1,616 | 4 | 7 | 70 | 32 | 78.5 |
| Career | 155 | 151 | 4,764 | 3,063 | 64.3 | 34,881 | 216 | 115 | 91t | 415 | 91.2 |

2023 RECAP

DRAFT

TEAM NOTES

PLAYER NOTES

STATISTICS

ROSTERS

REGULAR TITANS LINEUP

TE 88-Trevon Wesco (6-3, 267, 5th year/1st with Titans, West Virginia) - A fourth-round pick in 2019, Wesco began his career with three years at the New York Jets (2019-21) and one season with the Bears (2022) before joining the Titans as an unrestricted free agent. In 2023, he appeared in 15 games with 10 starts, serving in a blocking role at tight end.

| | G | GS | Rec | Yds | Avg | Lg | TD |
|--------|----|----|-----|-----|------|----|----|
| 2023 | 15 | 10 | 1 | 21 | 21.0 | 21 | 0 |
| Career | 69 | 23 | 9 | 134 | 14.9 | 32 | 0 |

TE 81-Josh Whyle (6-7, 248, Rookie, Cincinnati) - The fifth-round pick appeared in 11 games with three starts as a rookie. In college, he participated in 52 games over five seasons and totaled 88 receptions for 1,062 yards. His 15 career touchdown grabs set the Bearcats' school record among tight ends.

| | G | GS | Rec | Yds | Avg | Lg | TD |
|-------------|----|----|-----|-----|------|----|----|
| 2023/Career | 11 | 3 | 9 | 94 | 10.4 | 24 | 1 |

QB 7-Malik Willis (6-1, 219, 2nd Year/2nd with Titans, Liberty) - The 2022 third-rounder appeared in 11 games with three starts during his first two seasons. In college, he spent three years at Liberty after transferring from Auburn, and during two seasons as Liberty's starter (2020-21), he led the FBS with 74 total passing (47) and rushing (27) touchdowns.

| | G | GS | Att | Cmp | Pct | Yds | TD | Int | Lg | Sk | Rate |
|--------|----|----|-----|-----|------|-----|----|-----|----|----|-------|
| 2023 | 3 | 0 | 5 | 4 | 80.0 | 74 | 0 | 0 | 48 | 4 | 118.8 |
| Career | 11 | 3 | 66 | 35 | 53.0 | 350 | 0 | 3 | 48 | 14 | 49.4 |

SPECIALISTS

LS 46-Morgan Cox (6-4, 233, 14th Year/3rd with Titans, Tennessee) - The five-time Pro Bowl selection did not miss a game in his first three seasons in Tennessee. He was signed as an unrestricted free agent in 2021 after playing his first 11 seasons in Baltimore, where he was selected to four Pro Bowls. **2023 G/GS:** 17/0, **Career G/GS:** 216/0

K 6-Nick Folk (6-1, 225, 16th Year/1st with Titans, Arizona) - Folk spent 15 previous seasons with Dallas (2007-09), New York Jets (2010-2016), Tampa Bay (2017) and New England (2019-22) before a 2023 trade sent him from the Patriots to the Titans. In 2023, he led the NFL and set a franchise record with a 96.7 field goal percentage (29 of 30).

| | G | FGM | FGA | Pct | Lg | XPM | XPA | Pts |
|--------|-----|-----|-----|------|----|-----|-----|-------|
| 2023 | 17 | 29 | 30 | 96.7 | 53 | 28 | 30 | 115 |
| Career | 228 | 382 | 456 | 83.8 | 56 | 486 | 503 | 1,632 |

P 4-Ryan Stonehouse (5-10, 193, 2nd Year/2nd with Titans, Colorado State) - As an undrafted rookie in 2022, he was named second-team All-Pro after setting the NFL record for gross punting average (53.1) as well as the rookie record for net average (44.0). He finished 2023 on injured reserve but still led the NFL in gross average for the second consecutive season (53.1).

| | G | Punt | Yds | Avg | TB | In20 | Lg | Blk | NetAvg |
|--------|----|------|-------|------|----|------|----|-----|--------|
| 2023 | 12 | 53 | 2,812 | 53.1 | 10 | 28 | 74 | 1 | 43.8 |
| Career | 29 | 143 | 7,591 | 53.1 | 19 | 58 | 74 | 1 | 44.0 |

P 13-Ty Zentner (6-2, 199, Rookie, Kansas State) - The undrafted rookie was added to the roster with five games remaining following Ryan Stonehouse's season-ending injury. He was originally signed by the Eagles and then spent four games with the Texans in 2023, averaging 42.1 yards on 14 punts.

| | G | Punt | Yds | Avg | TB | In20 | Lg | Blk | NetAvg |
|-------------|---|------|------|------|----|------|----|-----|--------|
| 2023/Career | 9 | 38 | 1705 | 44.9 | 4 | 10 | 64 | 0 | 40.4 |



DEFENSIVE STARTERS

DE 96-Denico Autry (6-5, 285, 10th Year/3rd with Titans, Mississippi State) - Originally a rookie free agent with the Raiders in 2014, he played for the Raiders (2014-17) and Colts (2018-20) before joining the Titans in 2021. His 28.5 sacks from 2021-23 led the Titans, as did his career-high 11.5 sacks in 2023.

| | GP | GS | Tackle | Sack | QBP | TFL | Int | PD | FF | FR |
|--------|-----|----|--------|------|-----|-----|-----|----|----|----|
| 2023 | 17 | 14 | 50 | 11.5 | 58 | 12 | 0 | 4 | 2 | 0 |
| Career | 142 | 89 | 325 | 59.0 | 200 | 80 | 0 | 33 | 7 | 3 |

NT 95-Kyle Peko (6-1, 305, 5th Year/2nd with Titans, Oregon State) - Peko rejoined the Titans during the 2023 preseason. He previously spent 2021 in Tennessee in addition to stints with the Broncos (2016-17, 2019), Bills (2018-19), Colts (2019) and Raiders (2022). His 13 games played and 10 starts in 2023 were career highs.

| | GP | GS | Tackle | Sack | QBP | TFL | Int | PD | FF | FR |
|--------|----|----|--------|------|-----|-----|-----|----|----|----|
| 2023 | 13 | 10 | 22 | 0.0 | 5 | 2 | 0 | 1 | 0 | 0 |
| Career | 42 | 13 | 56 | 2.0 | 10 | 4 | 0 | 2 | 1 | 0 |

DT 98-Jeffery Simmons (6-4, 305, 5th Year/5th with Titans, Mississippi State) - The 19th overall draft pick in 2019 appeared in 68 games with 66 starts in his first five seasons, totaling 26.5 sacks. He earned Pro Bowl berths in 2021 and 2022. In 2023, he finished the season on injured reserve after participating in 12 games.

| | GP | GS | Tackle | Sack | QBP | TFL | Int | PD | FF | FR |
|--------|----|----|--------|------|-----|-----|-----|----|----|----|
| 2023 | 12 | 12 | 44 | 5.5 | 38 | 11 | 0 | 1 | 1 | 1 |
| Career | 68 | 66 | 240 | 26.5 | 173 | 37 | 0 | 20 | 3 | 4 |

OLB 49-Arden Key (6-5, 240, 6th Year/1st with Titans, Louisiana State) - The former third-round pick signed in Tennessee in 2023 following stops in Oakland/Las Vegas (2018-20), San Francisco (2021) and Jacksonville (2022). He totaled 14 sacks in 71 career games before arriving in Tennessee and added six sacks in his first year with the Titans.

| | GP | GS | Tackle | Sack | QBP | TFL | Int | PD | FF | FR |
|--------|----|----|--------|------|-----|-----|-----|----|----|----|
| 2023 | 17 | 9 | 30 | 6.0 | 57 | 4 | 0 | 2 | 2 | 0 |
| Career | 88 | 22 | 128 | 20.0 | 175 | 22 | 0 | 7 | 2 | 1 |

LB 2-Azeez Al-Shaair (6-2, 228, 5th Year/1st with Titans, Florida Atlantic) - The former undrafted free agent signed with the Titans in 2023 after appearing in 56 games with 31 starts in four seasons with the 49ers (2019-22). In his first year in Tennessee, he ranked fifth in the NFL with a career-high 163 tackles.

| | GP | GS | Tackle | Sack | QBP | TFL | Int | PD | FF | FR |
|--------|----|----|--------|------|-----|-----|-----|----|----|----|
| 2023 | 17 | 17 | 163 | 2.0 | 11 | 9 | 0 | 4 | 0 | 1 |
| Career | 73 | 48 | 354 | 4.0 | 20 | 20 | 2 | 11 | 2 | 4 |

LB 50-Jack Gibbens (6-3, 242, 2nd Year/2nd with Titans, Minnesota) - The 2022 undrafted rookie emerged as a full-time starter in his second season. His 2023 totals included 13 starts and 92 tackles in 14 games. In college, he played one season at Minnesota after four seasons at Abilene Christian.

| | GP | GS | Tackle | Sack | QBP | TFL | Int | PD | FF | FR |
|--------|----|----|--------|------|-----|-----|-----|----|----|----|
| 2023 | 14 | 13 | 92 | 1.0 | 7 | 3 | 0 | 3 | 0 | 0 |
| Career | 19 | 15 | 119 | 1.0 | 7 | 3 | 1 | 4 | 0 | 0 |

OLB 58-Harold Landry III (6-2, 252, 6th Year/6th with Titans, Boston College) - The 41st overall draft pick in 2018 totaled a team-high 41.5 sacks from 2018-23. After a career-high 12 sacks and a Pro Bowl berth in 2021, he missed the 2022 campaign while on injured reserve. In 2023, he came back to rank second on the team in sacks (10.5) and third in quarterback pressures (48).

| | GP | GS | Tackle | Sack | QBP | TFL | Int | PD | FF | FR |
|--------|----|----|--------|------|-----|-----|-----|----|----|----|
| 2023 | 17 | 10 | 69 | 10.5 | 48 | 14 | 0 | 0 | 0 | 0 |
| Career | 81 | 62 | 340 | 41.5 | 175 | 44 | 2 | 8 | 3 | 2 |

CB 0-Sean Murphy-Bunting (6-0, 195, 5th Year/1st with Titans, Central Michigan) - The 2019 second-rounder spent his first four seasons in Tampa Bay before signing with the Titans in 2023. In his first season in Tennessee, he started 14 games and led the defense with two interceptions.

| | GP | GS | Tackle | Sack | QBP | TFL | Int | PD | FF | FR |
|--------|----|----|--------|------|-----|-----|-----|----|----|----|
| 2023 | 14 | 14 | 57 | 0.0 | 3 | 3 | 2 | 8 | 2 | 1 |
| Career | 67 | 50 | 235 | 1.0 | 10 | 9 | 8 | 29 | 6 | 2 |

CB 26-Kristian Fulton (5-11, 197, 4th Year/4th with Titans, Louisiana State) - The 2020 second-rounder appeared in 41 games with 37 starts over his first four seasons, totaling four interceptions and 25 passes defended. In 2023, he played in 11 games and produced 46 tackles and five passes defended before finishing the season on injured reserve.

| | GP | GS | Tackle | Sack | QBP | TFL | Int | PD | FF | FR |
|--------|----|----|--------|------|-----|-----|-----|----|----|----|
| 2023 | 11 | 11 | 46 | 0.0 | 0 | 2 | 0 | 5 | 0 | 0 |
| Career | 41 | 37 | 150 | 1.0 | 1 | 6 | 4 | 25 | 1 | 1 |

2023 RECAP

DRAFT

TEAM NOTES

PLAYER NOTES

STATISTICS

ROSTERS

REGULAR TITANS LINEUP



CB 21-Roger McCreary (5-11, 190, 2nd Year/2nd with Titans, Auburn) - The 2022 second-rounder appeared in 32 games with 28 starts during his first two seasons, playing on the outside and on the inside of the defense. In 2023, he appeared in 15 games with 11 starts and led the team's defensive backs with 86 tackles.

| | GP | GS | Tackle | Sack | QBP | TFL | Int | PD | FF | FR |
|--------|----|----|--------|------|-----|-----|-----|----|----|----|
| 2023 | 15 | 11 | 86 | 2.0 | 4 | 7 | 1 | 6 | 1 | 0 |
| Career | 32 | 28 | 170 | 2.0 | 5 | 9 | 2 | 14 | 1 | 0 |

S 35-K'Von Wallace (5-11, 205, 4h Year/1st with Titans, Clemson) - Originally a fourth-round pick by Philadelphia in 2020, he was claimed off waivers from Arizona on Oct. 2, 2023 and then started seven games for the Titans. He appeared in 52 games with 12 starts prior to arriving in Tennessee.

| | GP | GS | Tackle | Sack | QBP | TFL | Int | PD | FF | FR |
|--------|----|----|--------|------|-----|-----|-----|----|----|----|
| 2023 | 17 | 12 | 85 | 0.0 | 2 | 1 | 1 | 6 | 0 | 0 |
| Career | 62 | 19 | 137 | 0.0 | 3 | 2 | 1 | 8 | 0 | 1 |

S 37-Amani Hooker (5-11, 210, 5th Year/5th with Titans, Iowa) - The 2019 fourth-round pick played in 66 games with 37 starts in his first five seasons. His seven total interceptions from 2020-23 ranked second on the team. Injuries limited him to nine games in 2022 and 13 contests in 2023.

| | GP | GS | Tackle | Sack | QBP | TFL | Int | PD | FF | FR |
|--------|----|----|--------|------|-----|-----|-----|----|----|----|
| 2023 | 13 | 13 | 80 | 0.0 | 2 | 3 | 1 | 7 | 0 | 0 |
| Career | 66 | 37 | 245 | 0.0 | 6 | 6 | 7 | 22 | 2 | 1 |

DEFENSIVE RESERVES

CB 23-Tre Avery (5-11, 181, 2nd Year/2nd with Titans, Rutgers) - The former undrafted free agent appeared in 29 games with five starts during his first two seasons, including 15 games and two starts in 2023. As a rookie in 2022, the former Rutgers standout led the team with nine passes defensed.

| | GP | GS | Tackle | Sack | QBP | TFL | Int | PD | FF | FR |
|--------|----|----|--------|------|-----|-----|-----|----|----|----|
| 2023 | 15 | 2 | 31 | 0.0 | 0 | 2 | 0 | 2 | 0 | 0 |
| Career | 29 | 5 | 54 | 0.0 | 0 | 3 | 0 | 11 | 0 | 0 |

DL 97-Quinton Bohanna (6-4, 360, 3rd Year/1st with Titans, Kentucky) - The former sixth-round pick was signed by the Titans off Detroit's practice squad in Week 15 of 2023. He totaled 27 games and 10 starts with Dallas from 2021-22 and then appeared in three games with two starts for Detroit in 2023.

| | GP | GS | Tackle | Sack | QBP | TFL | Int | PD | FF | FR |
|--------|----|----|--------|------|-----|-----|-----|----|----|----|
| 2023 | 6 | 3 | 10 | 0.0 | 1 | 2 | 0 | 0 | 0 | 0 |
| Career | 33 | 13 | 39 | 0.0 | 11 | 3 | 0 | 0 | 0 | 0 |

S 44-Mike Brown (6-1, 215, 1st Year, Miami (Ohio)) - After totaling four interceptions in college, he entered the NFL as a rookie free agent and spent time in 2022 with Minnesota, Green Bay and Cleveland before joining the Titans. He appeared in nine contests with one start in 2023.

| | GP | GS | Tackle | Sack | QBP | TFL | Int | PD | FF | FR |
|--------|----|----|--------|------|-----|-----|-----|----|----|----|
| 2023 | 9 | 1 | 7 | 0.0 | 1 | 0 | 0 | 1 | 0 | 0 |
| Career | 12 | 1 | 7 | 0.0 | 1 | 0 | 0 | 1 | 0 | 0 |

DL 91-Keondre Coburn (6-2, 322, Rookie, Texas) - Drafted by Kansas City in the sixth round, he appeared in one game before the Titans signed him off the Chiefs' practice squad. He also had a stint with Denver in 2023. He appeared in 51 games with 45 starts at Texas.

| | GP | GS | Tackle | Sack | QBP | TFL | Int | PD | FF | FR |
|-------------|----|----|--------|------|-----|-----|-----|----|----|----|
| 2023/Career | 5 | 0 | 8 | 0.0 | 3 | 1 | 0 | 0 | 0 | 0 |

DT 92-Marlon Davidson (6-3, 303, 4th Year/1st with Titans, Auburn) - The former second-round draft pick joined the Titans as a free agent on Oct. 25, 2023 after spending most of his career with Atlanta, where he played in 19 games. He also spent time in 2023 with the 49ers.

| | GP | GS | Tackle | Sack | QBP | TFL | Int | PD | FF | FR |
|--------|----|----|--------|------|-----|-----|-----|----|----|----|
| 2023 | 5 | 3 | 10 | 1.0 | 4 | 2 | 0 | 0 | 0 | 0 |
| Career | 24 | 4 | 39 | 2.0 | 11 | 3 | 1 | 2 | 0 | 1 |

S 38-Terrell Edmunds (6-1, 217, 6th Year/1st with Titans, Virginia Tech) - The 28th overall draft pick in 2018 spent five seasons with the Steelers before signing with the Eagles in 2023. He was acquired by the Titans in a trade on Oct. 23, 2023 and subsequently contributed one interception and 2.5 sacks.

| | GP | GS | Tackle | Sack | QBP | TFL | Int | PD | FF | FR |
|--------|----|----|--------|------|-----|-----|-----|----|----|----|
| 2023 | 16 | 4 | 41 | 2.5 | 5 | 2 | 1 | 2 | 1 | 0 |
| Career | 95 | 79 | 446 | 7.5 | 24 | 17 | 6 | 28 | 1 | 1 |

DB 33-Eric Garro (5-8, 174, Rookie, Louisiana-Lafayette) - The undrafted free agent contributed on defense and as a returner in 12 total games during his rookie season. In college, he totaled nine interceptions and also returned 93 punts for a 8.4-yard average and three touchdowns.

| | GP | GS | Tackle | Sack | QBP | TFL | Int | PD | FF | FR |
|-------------|----|----|--------|------|-----|-----|-----|----|----|----|
| 2023/Career | 12 | 4 | 22 | 0.0 | 2 | 1 | 0 | 2 | 0 | 0 |

LB 57-Luke Gifford (6-3, 243, 5th Year/1st with Titans, Nebraska) - Gifford was signed as an unrestricted free agent in 2023 after spending the first four seasons of his career in Dallas, where he totaled 30 special teams tackles in 46 games. In 2023, he appeared in 11 games with one start before finishing the campaign on injured reserve.

| | GP | GS | Tackle | Sack | QBP | TFL | Int | PD | FF | FR |
|--------|----|----|--------|------|-----|-----|-----|----|----|----|
| 2023 | 11 | 1 | 0 | 0.0 | 0 | 0 | 0 | 0 | 0 | 0 |
| Career | 57 | 1 | 11 | 0.0 | 0 | 1 | 0 | 0 | 1 | 0 |

OLB 51-Trevis Gipson (6-4, 263, 4th Year/1st with Titans, Tulsa) - Gipson was signed as a free agent prior to the 2023 season after spending the first three seasons of his career in Chicago, where he totaled 10 sacks in 40 games. He appeared in eight games with one sack in his first season in Tennessee.

| | GP | GS | Tackle | Sack | QBP | TFL | Int | PD | FF | FR |
|--------|----|----|--------|------|-----|-----|-----|----|----|----|
| 2023 | 8 | 0 | 6 | 1.0 | 6 | 0 | 0 | 0 | 1 | 0 |
| Career | 48 | 19 | 78 | 11.0 | 59 | 11 | 0 | 5 | 6 | 1 |

DT 94-Jaleel Johnson (6-3, 316, 7th Year/1st with Titans, Iowa) - The former fourth-round pick spent time with the Vikings (2017-20), Texans (2021-22) and Falcons (2022) before joining the Titans in 2023. In his first season in Tennessee, he recorded four starts, 24 tackles and one sack in 12 games.

| | GP | GS | Tackle | Sack | QBP | TFL | Int | PD | FF | FR |
|--------|----|----|--------|------|-----|-----|-----|----|----|----|
| 2023 | 12 | 4 | 24 | 1.0 | 2 | 0 | 0 | 0 | 1 | 0 |
| Career | 86 | 25 | 149 | 7.5 | 17 | 11 | 0 | 0 | 2 | 2 |

DL 69-TK McLendon Jr. (6-4, 275, Rookie, Eastern Kentucky) - The undrafted rookie appeared in seven games in 2023. He spent two seasons at Eastern Kentucky (2021-22) after transferring from Louisiana State, where was a tight end. He began his collegiate career at Copiah-Lincoln Community College.

| | GP | GS | Tackle | Sack | QBP | TFL | Int | PD | FF | FR |
|-------------|----|----|--------|------|-----|-----|-----|----|----|----|
| 2023/Career | 7 | 2 | 8 | 0.0 | 2 | 0 | 0 | 0 | 0 | 1 |

DB 24-Elijah Molden (5-10, 192, 3rd Year/3rd with Titans, Washington) - The 2021 third-round draft pick (100th overall) appeared in 33 total games with 16 starts during his first three seasons, including 15 games and eight starts in 2023. He was limited to two games in 2022 due to injuries.

| | GP | GS | Tackle | Sack | QBP | TFL | Int | PD | FF | FR |
|--------|----|----|--------|------|-----|-----|-----|----|----|----|
| 2023 | 15 | 8 | 72 | 0.0 | 4 | 1 | 1 | 4 | 1 | 1 |
| Career | 33 | 16 | 137 | 0.0 | 11 | 5 | 2 | 8 | 2 | 2 |

LB 41-Otis Reese IV (6-3, 214, Rookie, Mississippi) - The undrafted rookie appeared in seven games with three starts in 2023. In college, he saw action in 29 games with 27 starts at Mississippi after transferring from Georgia. He had three sacks and one interception as a graduate in 2022.

| | GP | GS | Tackle | Sack | QBP | TFL | Int | PD | FF | FR |
|-------------|----|----|--------|------|-----|-----|-----|----|----|----|
| 2023/Career | 7 | 3 | 15 | 0.0 | 0 | 0 | 0 | 0 | 0 | 0 |

LB 54-Garret Wallow (6-2, 230, 3rd Year/1st with Titans, TCU) - The former fifth-round pick was signed by the Titans off Houston's practice squad late in 2023. Prior to arriving in Tennessee, he played in 32 games for the Texans, totaling 30 tackles and one sack along with six special teams tackles.

| | GP | GS | Tackle | Sack | QBP | TFL | Int | PD | FF | FR |
|--------|----|----|--------|------|-----|-----|-----|----|----|----|
| 2023 | 5 | 0 | 6 | 0.0 | 0 | 0 | 0 | 0 | 0 | 0 |
| Career | 35 | 5 | 36 | 1.0 | 1 | 3 | 0 | 1 | 0 | 0 |

OLB 99-Rashad Weaver (6-4, 259, 3rd Year/3rd with Titans, Pittsburgh) - The 2021 fourth-round pick recovered from a season-ending injury in 2021 to appear in 16 games in 2022, when his 5.5 sacks ranked fourth on the team. He registered 15 games played in 2023.

| | GP | GS | Tackle | Sack | QBP | TFL | Int | PD | FF | FR |
|--------|----|----|--------|------|-----|-----|-----|----|----|----|
| 2023 | 15 | 0 | 16 | 0.0 | 6 | 4 | 0 | 1 | 0 | 0 |
| Career | 33 | 4 | 45 | 5.5 | 45 | 11 | 0 | 7 | 2 | 1 |

2023 RECAP

DRAFT

TEAM NOTES

PLAYER NOTES

STATISTICS

ROSTERS

KEY NUMBERS

6

Consecutive seasons by **Derrick Henry** with at least 1,000 scrimmage yards and 10 rushing touchdowns. He joined **LaDainian Tomlinson** (eight seasons) and **Adrian Peterson** (seven) as the NFL's only players to record such a streak.

11.5

Team-leading sacks by **Denico Autry** in 2023. He set a career high and tied for the NFL's 12th-highest total.

12.13

Average yards per completion by **Will Levis** in 2023. He ranked fourth in the NFL among qualifiers behind only **Brock Purdy** (13.90), **C.J. Stroud** (12.88) and **Matthew Stafford** (12.16).

26

Receptions from Week 12 to Week 18 by **Chig Okonkwo**, who tied for eighth among all NFL tight ends during that span. His 322 receiving yards also tied for eighth in the same span.

41.5

Career sacks by outside linebacker **Harold Landry III**, who passed **Kyle Vanden Bosch** (38.5) for 11th place on the franchise's all-time career sack list.

53.06

League-leading gross punting average in 2023 by **Ryan Stonehouse**, who in two NFL seasons recorded the NFL's top two single-season gross punting averages in NFL history.

90

Career rushing touchdowns by **Derrick Henry**, who moved into a tie with **Eric Dickerson** and **Curtis Martin** for 13th place in NFL history.

96.7

Percentage on field goals in 2023 by Titans kicker **Nick Folk**, who made 29 of his 30 attempts. The percentage led the NFL, established Folk's career high, and set a new franchise record.

117

Total wins by the Titans at Nissan Stadium (117-90), including regular season and postseason contests, since the venue opened in 1999. The Titans now have won more games at Nissan Stadium than any other venue, including the Astrodome (116-105-2).

162

Consecutive games to begin his career with at least one reception by **DeAndre Hopkins**.

163

Total tackles in 2023 by linebacker **Azeez Al-Shaair**, who set a career high and ranked fifth in the NFL.

838

Scrimmage yards by **Tyjae Spears** (453 rushing, 385 receiving). He ranked fourth in 2023 among all rookie running backs.

928

NFL-leading number of receptions by **DeAndre Hopkins** since 2013. Since then he also leads the league in receiving yards (12,355) and receptions for first downs (642), and he is tied for third in receiving touchdowns (78).

9,502

Career rushing yards by **Derrick Henry**, who in Week 4 moved past **Earl Campbell** (8,574) and into second place on the franchise's all-time rushing list behind only **Eddie George** (10,009).

GENERAL MANAGER RAN CARTHON

[Ran Carthon, Assistant GMs Brinker and Robinson open 2023 Training Camp](#)

[The OTP: Exclusive Interview with Ran Carthon](#)

[Video: Ran Carthon 1-on-1 with Mike Keith](#)

[Video: Ran Carthon Introduced as Titans GM](#)



Ran Carthon was named the 14th general manager in franchise history on Jan. 18, 2023. He joined the Titans after spending six seasons with the San Francisco 49ers, including the last two as the team's director of player personnel.

"We are excited to add Ran to our organization as our new general manager," Titans controlling owner **Amy Adams Strunk** said upon announcing the hire. "He brings a variety of valuable experiences to our team – as a former player and a successful personnel executive for multiple teams. I was impressed with his natural leadership qualities and his ability to connect with people. With talent evaluation being critical to this role, the roster they have built in San Francisco stands out. He played an important role there constructing one of our league's best teams."

In his first year with the Titans, Carthon re-worked the roster with several veteran additions, including wide receiver **DeAndre Hopkins**, outside linebacker **Arden Key**, linebacker **Azeez Al-Shaair**, cornerback **Sean Murphy-Bunting** and offensive lineman **Daniel Brunskill** in free agency. In his first draft, offensive lineman **Peter Skoronski**, quarterback **Will Levis** and running back **Tyjae Spears** were selected in the first three rounds. Carthon also used a trade to acquire kicker **Nick Folk**.

Carthon arrived in Tennessee with a range of experience from multiple teams. In San Francisco, he was the 49ers director of pro personnel for four seasons (2017-20) and then promoted to director of player personnel in 2021, serving in that capacity until joining the Titans. In his role as director of player personnel, Carthon was responsible for evaluating the top college prospects and assisting in the construction of the pro free agent board and evaluations. He joined the 49ers when head coach **Kyle Shanahan** and general manager **John Lynch** took over in 2017 and played a part in the team's three playoff appearances, two division titles and an NFC championship in 2019. Additionally, the 49ers had nine players account for 13 total Pro Bowl selections from 2021 (seven selections) to 2022 (six selections)—evidence of the talented roster the personnel staff amassed.

Before joining San Francisco, Carthon spent five seasons (2012-16) with the St. Louis/Los Angeles Rams as their director of pro personnel. He entered the NFL scouting world as a pro scout with the Atlanta Falcons for four years (2008-11).

As a player, Carthon spent three seasons in the NFL (2004-06) primarily with the Indianapolis Colts, after entering the league as an undrafted college free agent. At the University of Florida, he tallied 1,353 career rushing yards over four seasons and was part of the Gators' 2000 SEC Championship team.

Carthon was raised in an NFL family with his father, **Maurice Carthon**, having a distinguished playing and coaching career. Maurice Carthon played for the Colts and New York Giants, and he coached for New England, the New York Jets, Detroit, Dallas, Cleveland, Arizona and Kansas City.

Following his playing career, Ran Carthon received his bachelor's degree in sociology from the University of Florida in 2008. As a member of the Rams (2013) and 49ers (2018) he was selected to participate in the NFL Career Development Symposium at the Wharton School of Business, and in 2022, he took part in the inaugural NFL coach and front office accelerator program.

Born Arandic Kornell Carthon in February of 1981, in Osceola, Ark., he attended Key West High School in Key West, Fla.

RAN CARTHON'S BACKGROUND:

2024: Tennessee Titans - Executive Vice President/General Manager

2023: Tennessee Titans - General Manager

2021-22: San Francisco 49ers - Director of Player Personnel

2017-20: San Francisco 49ers - Director of Pro Personnel

2012-16: St. Louis/Los Angeles Rams - Director of Pro Personnel

2008-11: Atlanta Falcons - Pro Scout

2004-06: Indianapolis Colts* - Running Back

1999-03: University of Florida - Running Back

* Also spent time with the Green Bay Packers, Seattle Seahawks and Detroit Lions

RECENT TITANS FREE AGENCY

2023

| <u>Free Agents Signed</u> | <u>Former Team</u> |
|---------------------------|--------------------|
| LB Azeez Al-Shaair | San Francisco |
| OL Daniel Brunskill | San Francisco |
| OL Andre Dillard | Philadelphia |
| LB Luke Gifford | Dallas |
| WR DeAndre Hopkins | Arizona |
| DT Jaleel Johnson | Atlanta |
| OLB Arden Key | Jacksonville |
| WR Chris Moore | Houston |
| CB Sean Murphy-Bunting | Tampa Bay |
| LB Ben Niemann | Arizona |
| TE Trevon Wesco | Chicago |

| <u>Free Agents Lost</u> | <u>New Team</u> |
|-------------------------|-----------------|
| OLB Tarell Basham | Cincinnati |
| T Le'Raven Clark | Pittsburgh |
| LB Dylan Cole | Chicago |
| WR Chris Conley | San Francisco |
| T Dennis Daley | Arizona |
| G Nate Davis | Chicago |
| QB Joshua Dobbs | Cleveland |
| DE Mario Edwards Jr. | Seattle |
| TE Austin Hooper | Las Vegas |
| DB Lonnie Johnson Jr. | New Orleans |
| LB David Long Jr. | Miami |
| DT Kevin Strong | Arizona |
| DE DeMarcus Walker | Chicago |

2022

| <u>Free Agents Signed</u> | <u>Former Team</u> |
|---------------------------|--------------------|
| RB Trenton Cannon | San Francisco |
| TE Austin Hooper | Cleveland |
| OL Jamarco Jones | Seattle |
| LB Justin Lawler | L.A. Rams |
| WR Josh Malone | Green Bay |
| DB A.J. Moore | Houston |
| DL DeMarcus Walker | Houston |

| <u>Free Agents Lost</u> | <u>New Team</u> |
|-------------------------|-----------------|
| WR Cameron Batson | Atlanta |
| FB Khari Blasingame | Chicago |
| LB Jayon Brown | Las Vegas |
| S Dane Cruikshank | Chicago |
| LB Rashaan Evans | Atlanta |
| TE Anthony Firkser | Atlanta |
| RB D'Onta Foreman | Carolina |
| WR Marcus Johnson | San Francisco |
| RB Jeremy McNichols | Atlanta |
| DT Kyle Peko | Las Vegas |
| OL David Quessenberry | Buffalo |

2021

| <u>Free Agents Signed</u> | <u>Former Team</u> |
|---------------------------|--------------------|
| OLB Ola Adeniyi | Pittsburgh |
| DL Denico Autry | Indianapolis |
| LB B.J. Bello | L.A. Chargers |
| WR Fred Brown | Denver |
| DT Trevon Coley | N.Y. Jets |
| LS Morgan Cox | Baltimore |
| T Christian DiLauro | Pittsburgh |
| OLB Bud Dupree | Pittsburgh |
| S Matthias Farley | N.Y. Jets |
| DT Woodrow Hamilton IV | Carolina |
| DT Bruce Hector | Carolina |
| RB Brian Hill | Atlanta |
| CB Jackrabbit Jenkins | New Orleans |
| CB Kevin Johnson | Cleveland |
| DT Abry Jones | Jacksonville |
| CB Chris Jones | Minnesota |
| T Kendall Lamm | Cleveland |
| WR Kalija Lipscomb | Green Bay |
| CB Greg Mabin | Jacksonville |

| | |
|-------------------------|-----------|
| LB Justin March-Lillard | Dallas |
| CB Kevin Peterson | Arizona |
| WR Josh Reynolds | L.A. Rams |

| <u>Free Agents Lost</u> | <u>New Team</u> |
|-------------------------|-----------------|
| OLB Jadeveon Clowney | Cleveland |
| WR Corey Davis | N.Y. Jets |
| DE Matt Dickerson | Las Vegas |
| G/C Jamil Douglas | Buffalo |
| DT DaQuan Jones | Carolina |
| DB Joshua Kalu | N.Y. Giants |
| CB Desmond King | Houston |
| CB Chris Milton | N.Y. Giants |
| TE MyCole Pruitt | San Francisco |
| WR Kalif Raymond | Detroit |
| TE Jonnu Smith | New England |
| CB Tye Smith | Minnesota |

2020

| <u>Free Agents Signed</u> | <u>Former Team</u> |
|---------------------------|--------------------|
| OLB Vic Beasley Jr. | Atlanta |
| DB Ibraheim Campbell | Green Bay |
| DL Jack Crawford | Atlanta |
| LB Nick Dzubnar | L.A. Chargers |
| CB Johnathan Joseph | Houston |
| RB Seniorise Perry | Buffalo |
| T Ty Sambrailo | Atlanta |

| <u>Free Agents Lost</u> | <u>New Team</u> |
|-------------------------|-----------------|
| T Jack Conklin | Cleveland |
| WR Darius Jennings | L.A. Chargers |
| DL Austin Johnson | N.Y. Giants |
| QB Marcus Mariota | Las Vegas |
| CB Logan Ryan | New York Giants |
| WR Tajaé Sharpe | Minnesota |
| CB LeShaun Sims | Cincinnati |

2019

| <u>Free Agents Signed</u> | <u>Former Team</u> |
|---------------------------|--------------------|
| DL Frank Herron | New England |
| TE Ryan Hewitt | Indianapolis |
| WR Cody Hollister | New England |
| WR Adam Humphries | Tampa Bay |
| G Rodger Saffold | L.A. Rams |
| DL Brent Urban | Baltimore |
| OLB Cameron Wake | Miami |

| <u>Free Agents Lost</u> | <u>New Team</u> |
|-------------------------|-----------------|
| TE Luke Stocker | Atlanta |
| G Quinton Spain | Buffalo |

2018

| <u>Free Agents Signed</u> | <u>Former Team</u> |
|---------------------------|--------------------|
| CB Malcolm Butler | New England |
| WR Michael Campanaro | Baltimore |
| LB Will Compton | Washington |
| QB Blaine Gabbert | Arizona |
| RB Dion Lewis | New England |
| S Kendrick Lewis | Baltimore |
| DL Bennie Logan | Kansas City |
| G Kevin Pamphile | Tampa Bay |
| OL Xavier Su'a-Filo | Houston |
| S Kenny Vaccaro | New Orleans |
| WR Nick Williams | Atlanta |

| <u>Free Agents Lost</u> | <u>New Team</u> |
|-------------------------|-----------------|
| DB Curtis Riley | N.Y. Giants |
| QB Brandon Weeden | Houston |
| LB Avery Williamson | N.Y. Jets |
| G/C Brian Schwenke | New England |
| WR Eric Decker | New England |

FREE AGENCY PRIMER

Q. When does the 2024 free agency signing period begin?

A. At 4:00 p.m. ET on Wednesday, March 13.

Q. When is the two-day negotiating period for potential unrestricted free agents?

A. From 12:00 p.m. ET on Monday, March 11 until 3:59:59 p.m. ET on Wednesday, March 13, clubs are permitted to contact and enter into contract negotiations with the certified agents of players who will become unrestricted free agents upon expiration of their 2023 player contracts at 4:00 p.m. ET on March 13.

Q. What are the categories of free agency?

A. Players are either “restricted free agents” or “unrestricted free agents.” A restricted free agent may be subject to a “qualifying offer.” A restricted or unrestricted free agent may be designated by his prior club as its franchise player or transition player.

Q. What is the time period for free agency signings this year?

A. For restricted free agents, from March 13 to April 19. For unrestricted free agents who have received a tender from their prior club by the Monday immediately following the final day of the NFL Draft for the 2024 League Year (i.e., April 29), from March 13 to July 22 (or the first scheduled day of the first NFL training camp, whichever is later). For franchise players, from March 13 until the Tuesday following Week 10 of the regular season, November 12. For transition players, from March 13 until July 22. After July 22 and until 4 p.m. ET on the Tuesday following Week 10 of the regular season, November 12, the prior club has exclusive negotiating rights to unrestricted free agents and transition players. If the above-listed players do not sign by November 12, they must sit out the season.

Q. What is the difference between a restricted free agent and an unrestricted free agent?

A. In the 2024 league year, players with three accrued seasons who have received a qualifying offer become restricted free agents when their contracts expire at the conclusion of the 2023 league year on March 13. Unrestricted free agents have completed four or more accrued seasons. Upon expiration of his 2023 contract, an unrestricted free agent is free to sign with any club with no draft-choice compensation owed to his old club.

Q. What constitutes an “accrued season”?

A. Six or more regular season games on a club's active/inactive, reserve/injured or reserve/physically unable to perform lists.

Q. How do the free agency rules apply to restricted free agents?

A. If a player with three accrued seasons has received a “qualifying offer” (a salary tender predetermined by the Collective Bargaining Agreement between the league and its players) from his old club, he can negotiate with any club through April 19. If the restricted free agent signs an offer sheet with a new club, his old club can match the offer and retain him because the qualifying offer entitles it to a “right of first refusal” on any offer sheet the player signs. If the old club does not match the offer, it may receive draft-choice compensation depending on the amount of its qualifying offer. If an offer sheet is not executed on or before April 19, the player's negotiating rights revert exclusively to his old club. In addition, prior to the start of free agency a player who would otherwise be a restricted free agent may be designated by his old club as its franchise player or transition player.

Q. What determines an unrestricted free agent?

A. A player with four or more accrued seasons whose contract has expired. He is free to sign with any club, with no draft-choice compensation owed to his old club, through July 22 (or the first scheduled day of the first NFL training camp, whichever is later). At that point, his negotiating rights revert exclusively to his old club if by April 29 the old club tendered the player a one-year contract for 110 percent of his prior year's salary. His old club then has until the Tuesday following Week 10 of the regular season (November 12) to sign him. If he does not sign by that date, he must sit out the season. If no tender is offered by April 29, the player can be signed by any club at any time throughout the season.

Q. What determines a franchise player?

A. The salary offer by a player's club determines what type of franchise player he is: exclusive or non-exclusive.

An “exclusive” franchise player – not free to sign with another club – is offered the greater of (i) the average of the top five salaries at the player's position for the current year as of the end of the restricted free agent signing period on April 19; or (ii) the amount of the required tender for a non-exclusive franchise player, as explained below.

Article 10, Section 2(a)(i) of the CBA sets forth the methodology, known as the “Cap Percentage Average,” for calculating the required tender for a non-exclusive franchise player:

The Nonexclusive Franchise Tender shall be a one year NFL Player Contract for (A) the average of the five largest Prior Year Salaries for players at the position ... at which the Franchise Player participated in the most plays during the prior League Year, which average shall be calculated by: (1) summing the amounts of the Franchise Tags for players at that position for the five preceding League Years; (2) dividing the resulting amount by the sum of the Salary Caps for the five preceding League Years ... ; and (3) multiplying the resulting percentage by the Salary Cap for the upcoming League Year ... (the “Cap Percentage Average”) ... ; or (B) 120% of his Prior Year Salary, whichever is greater

If a club extends a required tender to a “non-exclusive” franchise player pursuant to this section, the player shall be permitted to negotiate a player contract with any club, except that draft-choice compensation of two first-round draft selections shall be made in the event he signs with a new club.

Q. How many franchise players and transition players can a team designate each season?

A. A club can designate one franchise player or one transition player among its potential restricted or unrestricted free agents.

Q. Can a club decide to withdraw its franchise or transition designation on a player?

A. Yes. A club can withdraw its franchise or transition designation, and the player then automatically becomes an unrestricted free agent, either immediately if the tender is withdrawn after the start of the 2024 league year, or when his 2023 contract expires if the tender is withdrawn before the start of the 2024 league year.

Q. Have the Titans used the franchise or transition designations recently?

A. The last Titans player to receive the franchise designation was running back **Derrick Henry** in 2020. After receiving the franchise tag, Henry and the Titans reached a long-term contract agreement. Prior to Henry, the Titans used the franchise designation in 2012 on safety **Michael Griffin**, in 2009 on tight end **Bo Scaife**, and in 2008 on defensive tackle **Albert Haynesworth**. Before Haynesworth, the Titans had not applied the franchise tag to a player since **Blaine Bishop** in 1997. The transition designation has not been used by the Titans since they applied it to punter **Craig Hentrich** in 2003. The tag was removed after one week, and he was signed to a long-term contract.

Q. When must teams be in compliance with the salary cap?

A. At the start of the 2024 league year, which begins at 4:00 p.m. ET on Wednesday, March 13.

Q. If a team is under the salary cap at the end of a given season, can the team “carry over” room to the next season?

A. Yes. A team may carry over room from one league year to the following league year by submitting notice to the NFL prior to 4:00 p.m. ET on the day following the team's final regular-season game, indicating the amount of room that the club wishes to carry over.

Q. What is the maximum amount of room that a club can carry over?

A. A club can carry over 100 percent of its remaining 2023 room to its adjusted salary cap for 2024.

TITANS SCHEDULED TO PICK SEVENTH

The Titans currently own eight total choices, including the seventh overall pick, in the 89th National Football League Player Selection Meeting. The first round will start on Thursday, April 25, in Detroit, Mich., with the second and third rounds on Friday, April 26, followed by rounds four through seven on Saturday, April 27.



For the duration of the draft, Titans executive vice president/general manager **Ran Carthon**, head coach **Brian Callahan** and their staffs will be headquartered at Ascension Saint Thomas Sports Park in MetroCenter, just north of downtown Nashville.

EIGHT PICKS

Included in the Titans' eight picks are single selections in Rounds 1, 2, 4, 5 and 6. They additionally own three picks in Round 7. They surrendered this year's third-round choice to the Arizona Cardinals in the 2023 draft day trade for the pick they used on quarterback **Will Levis**.

The last time the Titans used eight or more draft picks was 2022, when they made nine selections.

Additionally, the NFL will award a total of 32 compensatory picks to teams in Rounds 3-7, based on net unrestricted free agency losses in 2023. The NFL typically announces the compensatory picks in March.

Teams are permitted to trade any pick, including compensatory selections.

THE SEVENTH PICK

In determining draft order, non-playoff clubs select first through 18th, according to the reverse order of their standing (i.e., the team with the lowest winning percentage receives the first pick, the team with the second-lowest winning percentage receives the second pick, etc.). Playoff teams select 19th through 32nd based on their level of advancement in the postseason.

Ties in the draft order are broken by figuring the aggregate won-lost-tied percentage of each involved club's regular season opponents (strength of schedule) and awarding preferential selection order to the club which faced the schedule of teams with the lowest aggregate won-lost-tied percentage. If ties still exist, the divisional, conference or interconference tie-breaking methods are applied, whichever is applicable.

Clubs involved in two-club ties alternate positions from round-to-round. In ties that involve three or more clubs, the club at the top of a tied segment in a given round will move to the bottom of the segment for the next round, while all other clubs in the segment move up one position. This rotation continues throughout the draft.

The Titans were one of two teams with a 6-11 record in 2023, along with the New York Giants. The Giants had a .512 strength of schedule in 2023, while the Titans finished with a .522 strength of schedule. As a result, the Giants own the sixth overall choice in the first round, and the Titans pick seventh. In the second round, the Titans move to the sixth slot (38th overall), while the Giants pick seventh (39th overall). They will rotate positions throughout the remainder of the draft.

Exact selection numbers for Rounds 4-7 will be known once compensatory selections are awarded.

Since 1967, when the NFL and AFL agreed to a "common draft," the Titans/Oilers have never had the seventh overall draft pick. They did have the seventh pick in the 1962 AFL Draft and took Howard Payne University defensive tackle **Ray Jacobs**.

The seventh pick of the 2023 NFL Draft was Texas Tech defensive end **Tyree Wilson**, who was taken by the Las Vegas Raiders. As a rookie, Wilson appeared in all 17 games and registered 3.5 sacks, one forced fumble and one fumble recovery.

In 57 drafts in the common draft era, there have been a total of 26 No. 7 overall picks (45.6 percent) that have gone on to make at least one Pro Bowl. The list includes two members of the Pro Football Hall of Fame: defensive lineman **Bryant Young**, who was selected seventh overall by

the San Francisco 49ers in 1994, and cornerback **Champ Bailey**, who was selected in 1999 by the Denver Broncos.

The recent list of players selected seventh overall also includes tackle **Penei Sewell** (2021, Detroit), defensive tackle **Derrick Brown** (2020, Carolina), outside linebacker **Josh Allen** (2019, Jacksonville), quarterback **Josh Allen** (2018, Buffalo), defensive lineman **DeForest Buckner** (2016, San Francisco), wide receiver **Mike Evans** (2014, Tampa Bay) and running back **Adrian Peterson** (2007, Minnesota).

FIRST-ROUND PICKS BY POSITION

Since the team's initial draft as a charter member of the American Football League in 1960, the Titans have made 60 first-round selections, using that pick on an offensive player 35 times and on defense 25 times.

On offense, running backs lead the list, having been chosen eight times in the first round, three of which were Heisman Trophy winners: **Billy Cannon** (1960), **Earl Campbell** (1978) and **Eddie George** (1996). The most recent was **Chris Johnson**, the 24th overall selection in 2008 who went on to rush for 1,228 yards as a rookie and eclipse 2,000 yards in his second season.

On the defensive side of the ball, linebackers have been selected the most—eight times—by the Titans in the first round. **Robert Brazile** (1975), **Lamar Lathon** (1990) and **Keith Bulluck** (2000) headline the linebackers chosen. Most recently, the Titans selected linebacker **Rashaan Evans** with their first-round pick in 2018.

During the franchise's "Titans era," which began in 1999, Tennessee has chosen an offensive player with a first-round pick 13 times and a defensive player 11 times. On two occasions during that span—2001 and 2004—the team did not have a first-round pick due to trades.

Breakdown of Titans/Oilers' All-Time First-Round Picks by Position:

| Offense | 35 | Defense | 25 |
|-----------------------|----|------------------|----|
| Running Back/Fullback | 8 | Linebacker | 8 |
| Tackle | 7 | Defensive End | 6 |
| Wide Receiver | 6 | Cornerback | 5 |
| Quarterback | 6 | Defensive Tackle | 5 |
| Guard | 6 | Safety | 1 |
| Tight End | 2 | | |
| Center | 0 | | |

| 2024 TITANS DRAFT PICKS | |
|-------------------------|---------|
| ROUND | OVERALL |
| 1 | 7 |
| 2 | 38 |
| 4 | TBD |
| 5 | TBD |
| 6 | TBD |
| 7 | TBD |
| 7 | TBD |
| 7 | TBD |

Note: List does not include compensatory picks (announced later in offseason)



The 2023 Titans draft class: (top row, left to right) OL Peter Skoronski, TE Josh Whyle, OL Jaelyn Duncan, (bottom row, left to right) WR Colton Dowell, QB Will Levis, RB Tyjae Spears

2024 FIRST-ROUND DRAFT ORDER

FRANCHISE ALL-TIME FIRST-ROUND PICKS

| Team | 2023 Results | | | | Schedule Strength |
|---------------------------------------------------|--------------|-----------|----------|-------------|-------------------|
| | W | L | T | Pct | |
| 1. Carolina Panthers (<u>traded to Chicago</u>) | 2 | 15 | 0 | .118 | .522 |
| 2. Washington Commanders | 4 | 13 | 0 | .235 | .512 |
| 3. New England Patriots | 4 | 13 | 0 | .235 | .522 |
| 4. Arizona Cardinals | 4 | 13 | 0 | .235 | .561 |
| 5. Los Angeles Chargers | 5 | 12 | 0 | .294 | .529 |
| 6. New York Giants | 6 | 11 | 0 | .353 | .512 |
| 7. Tennessee Titans | 6 | 11 | 0 | .353 | .522 |
| 8. Atlanta Falcons | 7 | 10 | 0 | .412 | .429 |
| 9. Chicago Bears | 7 | 10 | 0 | .412 | .464 |
| 10. New York Jets | 7 | 10 | 0 | .412 | .502 |
| 11. Minnesota Vikings | 7 | 10 | 0 | .412 | .509 |
| 12. Denver Broncos * | 8 | 9 | 0 | .471 | .488 |
| 13. Las Vegas Raiders * | 8 | 9 | 0 | .471 | .488 |
| 14. New Orleans Saints | 9 | 8 | 0 | .529 | .433 |
| 15. Indianapolis Colts | 9 | 8 | 0 | .529 | .491 |
| 16. Seattle Seahawks | 9 | 8 | 0 | .529 | .512 |
| 17. Jacksonville Jaguars | 9 | 8 | 0 | .529 | .533 |
| 18. Cincinnati Bengals | 9 | 8 | 0 | .529 | .574 |
| 19. Los Angeles Rams | 10 | 7 | 0 | .588 | .529 |
| 20. Pittsburgh Steelers | 10 | 7 | 0 | .588 | .540 |
| 21. Miami Dolphins | 11 | 6 | 0 | .647 | .450 |
| 22. Philadelphia Eagles | 11 | 6 | 0 | .647 | .481 |
| 23. Cleveland Browns (<u>traded to Houston</u>) | 11 | 6 | 0 | .647 | .536 |
| 24. Dallas Cowboys | 12 | 5 | 0 | .706 | .446 |
| 25. Green Bay Packers | 9 | 8 | 0 | .529 | .474 |
| 26. Tampa Bay Buccaneers | 9 | 8 | 0 | .529 | .481 |
| 27. Houston Texans (<u>traded to Arizona</u>) | 10 | 7 | 0 | .588 | .474 |
| 28. Buffalo Bills | 11 | 6 | 0 | .647 | .471 |
| 29. Detroit Lions | 12 | 5 | 0 | .706 | .481 |
| 30. Baltimore Ravens | 13 | 4 | 0 | .765 | .543 |
| 31. San Francisco 49ers | 12 | 5 | 0 | .706 | .509 |
| 32. Kansas City Chiefs | 11 | 6 | 0 | .647 | .481 |

As of Feb. 12, 2024

* - Denver selects ahead of Las Vegas as a result of the divisional head-to-head tiebreaker.

First-round picks in the history of the Oilers/Titans:

| Year | Pick | Player | Pos. | College |
|------|------|--------------------|------|---------------------|
| 2023 | 11 | Peter Skoronski | OL | Northwestern |
| 2022 | 18 | Treyton Burks | WR | Arkansas |
| 2021 | 22 | Caleb Farley | CB | Virginia Tech |
| 2020 | 29 | Isaiah Wilson | T | Georgia |
| 2019 | 19 | Jeffery Simmons | DT | Mississippi State |
| 2018 | 22 | Rashaan Evans | LB | Alabama |
| 2017 | 5 | Corey Davis | WR | Western Michigan |
| | 18 | Adoree' Jackson | CB | Southern California |
| 2016 | 8 | Jack Conklin | T | Michigan State |
| 2015 | 2 | Marcus Mariota | QB | Oregon |
| 2014 | 11 | Taylor Lewan | T | Michigan |
| 2013 | 10 | Chance Warmack | G | Alabama |
| 2012 | 20 | Kendall Wright | WR | Baylor |
| 2011 | 8 | Jake Locker | QB | Washington |
| 2010 | 16 | Derrick Morgan | DE | Georgia Tech |
| 2009 | 30 | Kenny Britt | WR | Rutgers |
| 2008 | 24 | Chris Johnson | RB | East Carolina |
| 2007 | 19 | Michael Griffin | DB | Texas |
| 2006 | 3 | Vince Young | QB | Texas |
| 2005 | 6 | Pacman Jones | CB | West Virginia |
| 2004 | | (none) | | |
| 2003 | 28 | Andre Woolfolk | CB | Oklahoma |
| 2002 | 15 | Albert Haynesworth | DT | Tennessee |
| 2001 | | (none) | | |
| 2000 | 30 | Keith Bulluck | LB | Syracuse |
| 1999 | 16 | Jevon Kearse | DE | Florida |
| 1998 | 16 | Kevin Dyson | WR | Utah |
| 1997 | 18 | Kenny Holmes | DE | Miami (Fla.) |
| 1996 | 14 | Eddie George | RB | Ohio State |
| 1995 | 3 | Steve McNair | QB | Alcorn State |
| 1994 | 26 | Henry Ford | DE | Arkansas |
| 1993 | 13 | Brad Hopkins | T | Illinois |
| 1992 | | (none) | | |
| 1991 | | (none) | | |
| 1990 | 15 | Lamar Lathon | LB | Houston |
| 1989 | 23 | David Williams | T | Florida |
| 1988 | 22 | Lorenzo White | RB | Michigan State |
| 1987 | 3 | Alonzo Highsmith | RB | Miami (Fla.) |
| | 20 | Haywood Jeffires | WR | NC State |
| 1986 | 3 | Jim Everett | QB | Purdue |
| 1985 | 3 | Ray Childress | DE | Texas A&M |
| | 11 | Richard Johnson | DB | Wisconsin |
| 1984 | 2 | Dean Steinkuhler | T | Nebraska |
| 1983 | 9 | Bruce Matthews | G | Southern California |
| 1982 | 8 | Mike Munchak | G | Penn State |
| 1981 | | (none) | | |
| 1980 | | (none) | | |
| 1979 | | (none) | | |
| 1978 | 1 | Earl Campbell | RB | Texas |
| 1977 | 11 | Morris Towns | T | Missouri |
| 1976 | | (none) | | |
| 1975 | 6 | Robert Brazile | LB | Jackson State |
| | 15 | Don Hardeman | RB | Tex.A&M-Kingsville |
| 1974 | | (none) | | |
| 1973 | 1 | John Matuszak | DE | Tampa |
| | 14 | George Amundson | RB | Iowa State |
| 1972 | 6 | Greg Sampson | DE | Stanford |
| 1971 | 3 | Dan Pastorini | QB | Santa Clara |
| 1970 | 14 | Doug Wilkerson | G | NC Central |
| 1969 | 15 | Ron Pritchard | LB | Arizona State |
| 1968 | | (none) | | |
| 1967 | 5 | George Webster | LB | Michigan St. |
| | 23 | Tom Regner | G | Notre Dame |
| 1966 | | Tommy Nobis | LB | Texas |
| 1965 | | Lawrence Elkins | TE | Baylor |
| 1964 | | Scott Appleton | DT | Texas |
| 1963 | | Danny Brabham | LB | Arkansas |
| 1962 | | Ray Jacobs | DT | Howard Payne |
| 1961 | | Mike Ditka | TE | Pittsburgh |
| 1960 | | Billy Cannon | HB | LSU |

2023 RECAP

DRAFT

TEAM NOTES

PLAYER NOTES

STATISTICS

ROSTERS

TITANS BY THE PICK

Titans' draft picks, overall selections 1-32, since 1967 (picks in Round 1 unless otherwise noted):

| Pick | Year | Player | Pos | School |
|------|--------------|--------------------|-----|----------------------|
| 1. | 1978 | Earl Campbell | RB | Texas |
| | 1973 | John Matuszak | DE | Tampa |
| 2. | 2015 | Marcus Mariota | QB | Oregon |
| | 1984 | Dean Steinkuhler | T | Nebraska |
| 3. | 2006 | Vince Young | QB | Texas |
| | 1995 | Steve McNair | QB | Alcorn State |
| | 1987 | Alonzo Highsmith | RB | Miami (Fla.) |
| | 1986 | Jim Everett | QB | Purdue |
| | 1985 | Ray Childress | DE | Texas A&M |
| | 1971 | Dan Pastorini | QB | Santa Clara |
| 4. | (none) | | | |
| 5. | 2017 | Corey Davis | WR | Western Michigan |
| | 1967 | George Webster | LB | Michigan State |
| 6. | 2005 | Adam Jones | CB | West Virginia |
| | 1975 | Robert Brazile | LB | Jackson State |
| | 1972 | Greg Sampson | DE | Stanford |
| 7. | (none) | | | |
| 8. | 2016 | Jack Conklin | T | Michigan State |
| | 2011 | Jake Locker | QB | Washington |
| | 1982 | Mike Munchak | G | Penn State |
| 9. | 1983 | Bruce Matthews | G | Southern California |
| 10. | 2013 | Chance Warmack | G | Alabama |
| 11. | 2023 | Peter Skoronski | OL | Northwestern |
| | 2014 | Taylor Lewan | T | Michigan |
| | 1985 | Richard Johnson | DB | Wisconsin |
| | 1977 | Morris Towns | T | Missouri |
| 12. | (none) | | | |
| 13. | 1993 | Brad Hopkins | G | Illinois |
| 14. | 1996 | Eddie George | RB | Ohio State |
| | 1973 | George Amundson | RB | Iowa State |
| | 1970 | Doug Wilkerson | G | N.C. Central |
| 15. | 2002 | Albert Haynesworth | DT | Tennessee |
| | 1990 | Lamar Lathon | LB | Houston |
| | 1975 | Don Hardeman | RB | Texas A&M-Kingsville |
| | 1969 | Ron Pritchard | LB | Arizona State |
| 16. | 2010 | Derrick Morgan | DE | Georgia Tech |
| | 1999 | Jevon Kearse | DE | Florida |
| | 1998 | Kevin Dyson | WR | Utah |
| 17. | (none) | | | |
| 18. | 2022 | Treyton Burks | WR | Arkansas |
| | 2017 | Adoree' Jackson | CB | Southern California |
| | 1997 | Kenny Holmes | DE | Miami (Fla.) |
| 19. | 2019 | Jeffery Simmons | DT | Mississippi State |
| | 2007 | Michael Griffin | S | Texas |
| 20. | 2012 | Kendall Wright | WR | Baylor |
| | 1987 | Haywood Jeffires | WR | North Carolina St. |
| 21. | (none) | | | |
| 22. | 2021 | Caleb Farley | CB | Virginia Tech |
| | 2018 | Rashaan Evans | LB | Alabama |
| | 1988 | Lorenzo White | RB | Michigan State |
| 23. | 1989 | David Williams | T | Florida |
| 24. | 2008 | Chris Johnson | RB | East Carolina |
| | 1967 | Tom Regner | G | Notre Dame |
| 25. | (none) | | | |
| 26. | 1994 | Henry Ford | DE | Arkansas |
| 27. | (none) | | | |
| 28. | 2003 | Andre Woolfolk | CB | Oklahoma |
| | 1991 (Rnd 2) | Mike Dumas | DB | Indiana |
| 29. | 2020 | Isaiah Wilson | T | Georgia |
| | 1984 (Rnd 2) | Doug Smith | DL | Auburn |
| 30. | 2009 | Kenny Britt | WR | Rutgers |
| | 2000 | Keith Bulluck | LB | Syracuse |
| | 1983 (Rnd 2) | Harvey Salem | T | California |
| 31. | 1979 (Rnd 2) | Mike Stensrud | DE | Iowa State |
| | 1970 (Rnd 2) | Lee Brooks | DT | Texas |
| | 1967 (Rnd 2) | Bob Davis | QB | Virginia |
| 32. | (none) | | | |

ALL-TIME 7TH OVERALL PICKS

Players selected with the seventh overall selection in the NFL Draft in the "common draft" era (1967-present):

| Year | Team | Player | Pos | College |
|------|----------------------|---------------------|-----|---------------------|
| 2023 | Las Vegas Raiders | Tyree Wilson | DE | Texas Tech |
| 2022 | New York Giants | Evan Neal | T | Alabama |
| 2021 | Detroit Lions | Penei Sewell | T | Oregon |
| 2020 | Carolina Panthers | Derrick Brown | DT | Auburn |
| 2019 | Jacksonville Jaguars | Josh Allen | DE | Kentucky |
| 2018 | Buffalo Bills | Josh Allen | QB | Wyoming |
| 2017 | Los Angeles Chargers | Mike Williams | WR | Clemson |
| 2016 | San Francisco 49ers | DeForest Buckner | DT | Oregon |
| 2015 | Chicago Bears | Kevin White | WR | West Virginia |
| 2014 | Tampa Bay Buccaneers | Mike Evans | WR | Texas A&M |
| 2013 | Arizona Cardinals | Jonathan Cooper | G | North Carolina |
| 2012 | Tampa Bay Buccaneers | Mark Barron | S | Alabama |
| 2011 | San Francisco 49ers | Aldon Smith | LB | Missouri |
| 2010 | Cleveland Browns | Joe Haden | CB | Florida |
| 2009 | Oakland Raiders | Darrius Heyward-Bey | WR | Maryland |
| 2008 | New Orleans Saints | Sedrick Ellis | DT | USC |
| 2007 | Minnesota Vikings | Adrian Peterson | RB | Oklahoma |
| 2006 | Oakland Raiders | Michael Huff | S | Texas |
| 2005 | Minnesota Vikings | Troy Williamson | WR | South Carolina |
| 2004 | Detroit Lions | Roy Williams | WR | Texas |
| 2003 | Jacksonville Jaguars | Byron Leftwich | QB | Marshall |
| 2002 | Minnesota Vikings | Bryant McKinnie | T | Miami (FL) |
| 2001 | San Francisco 49ers | Andre Carter | DE | California |
| 2000 | Arizona Cardinals | Thomas Jones | RB | Virginia |
| 1999 | Washington Redskins | Champ Bailey | CB | Georgia |
| 1998 | New Orleans Saints | Kyle Turley | T | San Diego State |
| 1997 | New York Giants | Ike Hilliard | WR | Florida |
| 1996 | New England Patriots | Terry Glenn | WR | Ohio State |
| 1995 | Philadelphia Eagles | Mike Mamula | DE | Boston College |
| 1994 | San Francisco 49ers | Bryant Young | DT | Notre Dame |
| 1993 | Chicago Bears | Curtis Conway | WR | USC |
| 1992 | Miami Dolphins | Troy Vincent | DB | Wisconsin |
| 1991 | Tampa Bay Buccaneers | Charles McRae | T | Tennessee |
| 1990 | Detroit Lions | Andre Ware | QB | Houston |
| 1989 | Pittsburgh Steelers | Tim Worley | RB | Georgia |
| 1988 | Green Bay Packers | Sterling Sharpe | WR | South Carolina |
| 1987 | Detroit Lions | Reggie Rogers | DE | Washington |
| 1986 | Kansas City Chiefs | Brian Jozwiak | T | West Virginia |
| 1985 | Green Bay Packers | Ken Ruettggers | T | USC |
| 1984 | Cincinnati Bengals | Ricky Hunley | LB | Arizona |
| 1983 | Kansas City Chiefs | Todd Blackledge | QB | Penn State |
| 1982 | Minnesota Vikings | Darrin Nelson | RB | Stanford |
| 1981 | Tampa Bay Buccaneers | Hugh Green | LB | Pittsburgh |
| 1980 | Atlanta Falcons | Junior Miller | TE | Nebraska |
| 1979 | New York Giants | Phil Simms | QB | Morehead State |
| 1978 | San Francisco 49ers | Ken MacAfee | TE | Notre Dame |
| 1977 | New Orleans Saints | Joe Campbell | DE | Maryland |
| 1976 | Cleveland Browns | Mike Pruitt | RB | Purdue |
| 1975 | New Orleans Saints | Larry Burton | WR | Purdue |
| 1974 | St. Louis Cardinals | J.V. Cain | TE | Colorado |
| 1973 | Buffalo Bills | Paul Seymour | T | Michigan |
| 1972 | Green Bay Packers | Willie Buchanon | DB | San Diego State |
| 1971 | Atlanta Falcons | Joe Profit | RB | Northeast Louisiana |
| 1970 | Cincinnati Bengals | Mike Reid | DT | Penn State |
| 1969 | San Francisco 49ers | Ted Kwalick | TE | Penn State |
| 1968 | New Orleans Saints | Kevin Hardy | DE | Notre Dame |
| 1967 | Detroit Lions | Mel Farr | RB | UCLA |

LAST TIME IN A TITANS DRAFT ...

FIRST OVERALL PICK

1978 RB Earl Campbell

SECOND OVERALL PICK

2015 QB Marcus Mariota

THIRD OVERALL PICK

2006 QB Vince Young

7TH OVERALL PICK

(never)

TWO PICKS IN THE FIRST ROUND

2017 WR Corey Davis (5), CB Adoree' Jackson (18)

THREE PICKS IN THE FIRST ROUND

(never)

ZERO PICKS IN THE FIRST ROUND

2004 Traded out of the 27th position

TWO OR MORE SECOND-ROUND PICKS

2016 OLB Kevin Dodd (33), DL Austin Johnson (43), RB Derrick Henry (45)

TWO OR MORE THIRD-ROUND PICKS

2022 OL Nicholas Petit-Frere (69), QB Malik Willis (86)

HAD THREE PICKS IN ANY ROUND

2017 (seventh round) OLB Josh Carraway, T Brad Seaton, RB Khalfani Muhammad

HAD FOUR PICKS IN ANY ROUND

(never)

HAD 10 OR MORE PICKS

2016 10 total picks

HAD 11 OR MORE PICKS

2009 11 total picks

HAD 12 OR MORE PICKS

2004 13 total picks

HAD SIX OR FEWER PICKS

2023 Six total picks

SELECTED A QUARTERBACK IN THE FIRST ROUND

2015 Marcus Mariota (2)

SELECTED A RUNNING BACK IN THE FIRST ROUND

2008 Chris Johnson (24)

SELECTED AN OFFENSIVE LINEMAN IN THE FIRST ROUND

2023 Peter Skoronski (11)

SELECTED A TIGHT END IN THE FIRST ROUND

1965 Lawrence Elkins (2)

SELECTED A WIDE RECEIVER IN THE FIRST ROUND

2022 Treyton Burks (18)

SELECTED A DEFENSIVE LINEMAN IN THE FIRST ROUND

2019 Jeffery Simmons (19)

SELECTED A LINEBACKER IN THE FIRST ROUND

2018 Rashaan Evans (22)

SELECTED A CORNERBACK IN THE FIRST ROUND

2021 Caleb Farley (22)

SELECTED A SAFETY IN THE FIRST ROUND

2007 Michael Griffin (19)

TRADED UP IN THE FIRST ROUND

2022 Traded with Philadelphia to acquire the 18th pick (and more) in exchange for WR A.J. Brown

TRADED BACK IN THE FIRST ROUND OR OUT OF THE FIRST ROUND

2022 Traded with the Jets to go from the 26th overall pick to the 35th pick

TITANS DRAFT NUMBERS

0

Prior occasions in the NFL's "common draft era" (1967–present) in which the Titans possessed the seventh overall pick in the draft.

7

Overall pick the Titans are scheduled to have in the first round of this year's draft.

7

Rookies on the Titans' final 53-man roster in 2023 who entered the NFL by signing with the Titans as undrafted free agents: cornerback **Eric Garror**, safety **Matthew Jackson**, cornerback **Anthony Kendall**, defensive end **TK McLendon Jr.**, outside linebacker **Caleb Murphy**, offensive lineman **John Ojukwu** and linebacker **Otis Reese IV**. Punter **Ty Zentner** also entered the NFL as a rookie free agent in 2023, originally with the Philadelphia Eagles.

10

Number of players selected in the 2023 NFL Draft from both the University of Alabama and the University of Georgia. They tied for the most picks from any school.

15

Estimated total duration in hours of the three-day NFL Draft.

16

Seasons Titans executive vice president/general manager **Ran Carthon** has spent in NFL personnel departments, including his first year as general manager in Tennessee in 2023.

20

All-time draft picks by the Titans/Oilers from the University of Texas, which is the most of any school for the team. Oklahoma and Auburn are tied for second with 15 draft picks each by the team.

23

The total number of players on the Titans' final 53-man roster or reserve lists in 2023 who were drafted by the team.

26

Drafts, including 2024, during the franchise's "Titans era," which began in 1999. Defensive end **Jevon Kearse** (16th overall pick in 1999) was the first draft pick of the era by the Titans.

33

Overall pick used by the Titans to select quarterback **Will Levis** in the second round of the 2023 NFL Draft.

38

Overall pick the Titans are scheduled to have in the second round of this year's draft.

46

The total number of defensive backs drafted by the franchise in its "Titans era" (1999–present), the highest total of any position group. Defensive linemen are second with 34, followed by wide receivers (31), offensive linemen (30), linebackers (28), running backs (20), tight ends (10) and quarterbacks (10).

62

Players from the Southeastern Conference selected in the 2023 NFL Draft. The SEC had the most draftees, followed by the Big Ten (55).

209

Draft picks by the organization since it became the Titans in 1999.

TITANS ERA DRAFTS (SINCE 1999)

2023

| Rd. | Pick | Player | Pos. | College |
|-----|------|-----------------------|------|------------------|
| 1 | 11 | Peter Skoronski | OL | Northwestern |
| 2a | 33 | Will Levis | QB | Kentucky |
| 2b | 41 | (Traded to Arizona) | | |
| 3a | 72 | (Traded to Arizona) | | |
| 3b | 81 | Tyjae Spears | RB | Tulane |
| 4 | 110 | (Traded to Atlanta) | | |
| 5 | 147 | Josh Whyte | TE | Cincinnati |
| 6a | 186 | Jaelyn Duncan | OL | Maryland |
| 6b | 189 | (Traded to L.A. Rams) | | |
| 7 | 228 | Colton Dowell | WR | Tennessee-Martin |

Draft Notes

General Manager: Ran Carthon

- 2a, 3b – Picks acquired from Arizona for 2b, 3a and a third-round pick in 2024
- 4 – Pick traded to Atlanta in 2021 (see 2022, 2b)
- 6a – Pick acquired from Atlanta in 2021 (see 2022, 2b)
- 6b – Pick traded to L.A. Rams in 2022 for WR Robert Woods

2022

| Rd. | Pick | Player | Pos. | College |
|-----|------|-----------------------|------|-------------|
| 1a | 18 | Treyton Burks | WR | Arkansas |
| 1b | 26 | (Traded to N.Y. Jets) | | |
| 2a | 35 | Roger McCreary | CB | Auburn |
| 2b | 58 | (Traded to Atlanta) | | |
| 3a | 69 | Nicholas Petit-Frere | OL | Ohio State |
| 3b | 86 | Malik Willis | QB | Liberty |
| 3c | 90 | (Traded to Las Vegas) | | |
| 3d | 101 | (Traded to N.Y. Jets) | | |
| 4a | 131 | Hassan Haskins | RB | Michigan |
| 4b | 143 | Chig Okonkwo | TE | Maryland |
| 5a | 163 | Kyle Philips | WR | UCLA |
| 5b | 169 | (Traded to Las Vegas) | | |
| 6a | 204 | Theo Jackson | S | Tennessee |
| 6b | 219 | Chance Campbell | LB | Mississippi |
| 7 | 247 | (Traded to Miami) | | |

Draft Notes

General Manager: Jon Robinson

- 4b, 6b – Awarded as a compensatory selections
- 1a, 3d – Picks acquired from Philadelphia for WR A.J. Brown
- 2b – Pick traded with a fourth-round pick in 2023 to Atlanta for WR Julio Jones and a sixth-round pick in 2023
- 2a, 3a, 5a – Picks acquired from N.Y. Jets for 1b, 3d
- 3b – Pick acquired from Las Vegas for 3c and 5b
- 7 – Pick traded with T Isaiah Wilson to Miami in 2021 (see 2021 7a)

2021

| Rd. | Pick | Player | Pos. | College |
|-----|------|---------------------------|------|--------------------|
| 1 | 22 | Caleb Farley | CB | Virginia Tech |
| 2 | 53 | Dillon Radunz | OL | North Dakota State |
| 3a | 85 | (Traded to Green Bay) | | |
| 3b | 92 | Monty Rice | ILB | Georgia |
| 3c | 100 | Elijah Molden | CB | Washington |
| 4a | 109 | Dez Fitzpatrick | WR | Louisville |
| 4b | 126 | (Traded to Carolina) | | |
| 4c | 135 | Rashad Weaver | OLB | Pittsburgh |
| 5 | 166 | (Traded to Carolina) | | |
| 6a | 185 | (Traded to L.A. Chargers) | | |
| 6b | 205 | Racey McMath | WR | Louisiana State |
| 6c | 215 | Brady Breeze | S | Oregon |
| 7a | 232 | (Traded to Carolina) | | |
| 7b | 249 | (Traded to L.A. Rams) | | |

Draft Notes

General Manager: Jon Robinson

- 3b, 4c – Picks acquired from Green Bay for 3a
- 3c – Awarded as a compensatory selection
- 4a – Pick acquired from Carolina for 4b, 5 and 7a
- 6a – Pick acquired from Jacksonville in 2020 for OLB Kamalei Correa and 7b; traded to L.A. Chargers in 2020 for CB Desmond King II

- 6c – Pick acquired from Kansas City in 2020 (see 2020, 7b)
- 7a – Pick originally from Atlanta acquired from Miami for T Isaiah Wilson and a seventh-round choice in 2022; traded to Carolina with 4b and 5 for 4a
- 7b – Pick and OLB Kamalei Correa traded to Jacksonville in 2020 for 6a

2020

| Rd. | Pick | Player | Pos. | College |
|-----|------|-------------------------|------|----------------------|
| 1 | 29 | Isaiah Wilson | T | Georgia |
| 2 | 61 | Kristian Fulton | CB | Louisiana State |
| 3 | 93 | Darrynton Evans | RB | Appalachian State |
| 4 | 135 | (Traded to Miami) | | |
| 5 | 174 | Larrell Murchison | DL | North Carolina State |
| 6 | 208 | (Traded to Green Bay) | | |
| 7a | 224 | Cole McDonald | QB | Hawaii |
| 7b | 237 | (Traded to Kansas City) | | |
| 7c | 243 | Chris Jackson | DB | Marshall |

Draft Notes

General Manager: Jon Robinson

- 4 – Pick traded to Miami in 2019 (see 2019, 6a)
- 6 – Pick traded to Green Bay in 2019 for OLB Reggie Gilbert
- 7a – Pick acquired in a 2019 trade with Cleveland for WR Taywan Taylor
- 7b – Pick acquired in a trade with Denver for DT Jurrell Casey and then traded to Kansas City for a sixth-round choice in 2021

2019

| Rd. | Pick | Player | Pos. | College |
|-----|------|-----------------------|------|-------------------|
| 1 | 19 | Jeffery Simmons | DT | Mississippi State |
| 2 | 51 | A.J. Brown | WR | Mississippi |
| 3 | 82 | Nate Davis | OL | Charlotte |
| 4a | 116 | Amani Hooker | DB | Iowa |
| 4b | 121 | (Traded to N.Y. Jets) | | |
| 5a | 157 | (Traded to N.Y. Jets) | | |
| 5b | 168 | D'Andre Walker | OLB | Georgia |
| 6a | 188 | David Long | LB | West Virginia |
| 6b | 191 | (Traded to Baltimore) | | |
| 7 | 233 | (Traded to Miami) | | |

Draft Notes

General Manager: Jon Robinson

- 4a, 5b – Picks acquired in a trade with N.Y. Jets for 4b and 5a
- 6a – Pick and QB Ryan Tannehill acquired in a trade with Miami for a seventh-round pick (233 overall) and a fourth-round pick in 2020
- 6b – Pick acquired in a trade with Baltimore for LB Kamalei Correa

2018

| Rd. | Pick | Player | Pos. | College |
|-----|------|--------------------------------------------------------|------|------------------|
| 1a | 22 | Rashaan Evans | LB | Alabama |
| 1b | 25 | (traded to Baltimore) | | |
| 2a | 41 | Harold Landry III | OLB | Boston College |
| 2b | 57 | (traded to Oakland) | | |
| 3 | 89 | (traded to Oakland) | | |
| 4 | 125 | (traded to Baltimore) | | |
| 5a | 152 | Dane Cruikshank | DB | Arizona |
| 5b | 162 | (traded to Baltimore) | | |
| 6a | 199 | Luke Falk | QB | Washington State |
| 6b | 215 | (acquired from Baltimore and traded back to Baltimore) | | |
| 7 | 243 | (traded to Kansas City) | | |

Draft Notes

General Manager: Jon Robinson

- 1a, 6b – Picks acquired in a trade with Baltimore for 1b and 4 (6b later traded back to Baltimore)
- 2a – Pick acquired in a trade with Oakland for 2b and 3
- 5a – Pick acquired in a trade with Baltimore for 5b and 6b (6b originally traded from Baltimore to Tennessee before being traded back to Baltimore)
- 7 – Pick traded to Kansas City in 2017 for defensive lineman David King

TITANS ERA DRAFTS (SINCE 1999)

2017

| Rd. | Pick | Player | Pos. | College |
|-----|------|--------------------------|------|-----------------------|
| 1a | 5 | Corey Davis | WR | Western Michigan |
| 1b | 18 | Adoree' Jackson | CB | Southern California |
| 2 | 52 | (traded to Cleveland) | | |
| 3a | 72 | Taywan Taylor | WR | Western Kentucky |
| 3b | 83 | (traded to New England) | | |
| 3c | 100 | Jonnu Smith | TE | Florida International |
| 4 | 124 | (Traded to New England) | | |
| 5a | 155 | Jayon Brown | LB | UCLA |
| 5b | 164 | (Traded to Philadelphia) | | |
| 6a | 200 | (Traded to N.Y. Giants) | | |
| 6b | 203 | (Traded to Denver) | | |
| 6c | 207 | (Traded to Cincinnati) | | |
| 6d | 214 | (Traded to Philadelphia) | | |
| 6e | 217 | Corey Levin | OL | Chattanooga |
| 7a | 227 | Josh Carraway | OLB | Texas Christian |
| 7b | 236 | Brad Seaton | T | Villanova |
| 7c | 241 | Khalfani Muhammad | RB | California |

Draft Notes

General Manager: Jon Robinson

- 2 – Pick traded to Cleveland during 2016 draft (see 2016, 1b)
- 3a, 6a – Picks acquired in a trade with New England for 3b and 4
- 3c – Compensatory selection; acquired in a trade with the Los Angeles Rams during the 2016 draft (see 2016, 1a)
- 5a – Pick acquired in a trade with Philadelphia for 5b, 6d
- 6b – Pick traded to Denver during 2016 draft (see 2016, 5b)
- 6c, 7c – Picks acquired in a trade with the N.Y. Giants for 6a
- 6d – Pick acquired in a trade with Atlanta in 2015 (see 2016, 6c)
- 6e, 7a – Picks acquired in a trade with Cincinnati for 6c

2016

| Rd. | Pick | Player | Pos. | College |
|-----|------|------------------------------|------|----------------------|
| 1a | 1 | (traded to Los Angeles Rams) | | |
| 1b | 8 | Jack Conklin | T | Michigan State |
| 1c | 15 | (traded to Cleveland) | | |
| 2a | 33 | Kevin Dodd | OLB | Clemson |
| 2b | 43 | Austin Johnson | DL | Penn State |
| 2c | 45 | Derrick Henry | RB | Alabama |
| 3a | 64 | Kevin Byard | S | Middle Tennessee St. |
| 3b | 76 | (traded to Cleveland) | | |
| 4a | 100 | (traded to Philadelphia) | | |
| 4b | 113 | (traded to Los Angeles Rams) | | |
| 5a | 140 | Tajae Sharpe | WR | Massachusetts |
| 5b | 157 | LeShaun Sims | CB | Southern Utah |
| 6a | 176 | (traded to Denver) | | |
| 6b | 177 | (traded to Los Angeles Rams) | | |
| 6c | 193 | Sebastian Tretola | G | Arkansas |
| 7a | 222 | Aaron Wallace | OLB | UCLA |
| 7b | 253 | Kalan Reed | CB | Southern Mississippi |

Draft Notes

General Manager: Jon Robinson

- 1b, 6a – Picks acquired in a trade with Cleveland for 1c, 3b and a 2017 second-round choice
- 1c, 2b, 2c, 3b – Picks and 2017 first-round and third-round choices acquired in a trade with the L.A. Rams for 1a, 4b and 6b
- 4b – Pick acquired in a trade with Philadelphia for 4a and RB DeMarco Murray
- 5b, 7b – Picks acquired in a trade with Denver for 6a and a 2017 sixth-round choice
- 6c – Pick and a 2017 sixth-round choice acquired in 2015 from Atlanta for G Andy Levitre.

2015

| Rd. | Pick | Player | Pos. | College |
|-----|------|-----------------------------|------|----------|
| 1 | 2 | Marcus Mariota | QB | Oregon |
| 2a | 33 | (traded to New York Giants) | | |
| 2b | 40 | Dorial Green-Beckham | WR | Oklahoma |
| 3 | 66 | Jeremiah Poutasi | OL | Utah |
| 4a | 100 | Angelo Blackson | DE | Auburn |
| 4b | 108 | Jalston Fowler | FB | Alabama |

| | | | | |
|----|-----|-------------------------|-----|----------------|
| 5 | 138 | David Cobb | RB | Minnesota |
| 6a | 177 | Deiontrez Mount | OLB | Louisville |
| 6b | 208 | Andy Gallik | C | Boston College |
| 7a | 219 | (traded to New England) | | |
| 7b | 245 | Tre McBride | WR | William & Mary |

Draft Notes

General Manager: Ruston Webster

- 2b, 4b, 7 – Picks acquired from New York Giants for 2a.
- 6b – Pick acquired in 2014 from New England for LB Akeem Ayers and 7a.

2014

| Rd. | Pick | Player | Pos. | College |
|-----|------|---------------------------|------|-----------------|
| 1 | 11 | Taylor Lewan | T | Michigan |
| 2a | 42 | (traded to Philadelphia) | | |
| 2b | 54 | Bishop Sankey | RB | Washington |
| 3 | 77 | (traded to San Francisco) | | |
| 4a | 112 | DaQuan Jones | DL | Penn State |
| 4b | 122 | Marqueston Huff | DB | Wyoming |
| 5 | 151 | Avery Williamson | LB | Kentucky |
| 6a | 178 | Zach Mettenberger | QB | Louisiana State |
| 6b | 186 | (traded to Washington) | | |
| 7 | 228 | (traded to Washington) | | |

Draft Notes

General Manager: Ruston Webster

- 2b, 4b – Picks acquired in trade with Philadelphia for 2a.
- 3 – Pick traded to San Francisco during 2013 draft (see 2013, 2a).
- 6a – Pick acquired in trade with Washington for 6b and 7.

2013

| Rd. | Pick | Player | Pos. | College |
|-----|------|---------------------------|------|-----------------|
| 1 | 10 | Chance Warmack | G | Alabama |
| 2a | 34 | Justin Hunter | WR | Tennessee |
| 2b | 40 | (traded to San Francisco) | | |
| 3a | 70 | Bliidi Wreh-Wilson | CB | Connecticut |
| 3b | 97 | Zaviar Gooden | LB | Missouri |
| 4 | 107 | Brian Schwenke | C | California |
| 5 | 142 | Lavar Edwards | DE | Louisiana State |
| 6a | 176 | (traded to Minnesota) | | |
| 6b | 202 | Khalid Wooten | CB | Nevada |
| 7a | 216 | (traded to San Francisco) | | |
| 7b | 248 | Daimion Stafford | S | Nebraska |

Draft Notes

General Manager: Ruston Webster

- 2a – Pick acquired in trade with San Francisco for 2b, 7a and a third-round pick in 2014.
- 6a – Pick traded to Minnesota in 2012 for a seventh-round pick in 2012.
- 3b, 6b, 7b – Awarded as compensatory selections

2012

| Rd. | Pick | Player | Pos. | College |
|-----|------|-------------------|------|--------------------|
| 1 | 20 | Kendall Wright | WR | Baylor |
| 2 | 52 | Zach Brown | LB | North Carolina |
| 3 | 82 | Mike Martin | DT | Michigan |
| 4 | 115 | Coty Sensabaugh | CB | Clemson |
| 5a | 145 | Taylor Thompson | TE | Southern Methodist |
| 5b | 155 | (traded to Miami) | | |
| 6 | 190 | Markelle Martin | S | Oklahoma State |
| 7a | 211 | Scott Solomon | DE | Rice |
| 7b | 227 | (traded to Miami) | | |

Draft Notes

General Manager: Ruston Webster

- 5a – Pick acquired in trade with Miami for 5b and 7b
- 7a – Pick acquired in trade with Minnesota for a sixth-round choice in 2013

TITANS ERA DRAFTS (SINCE 1999)

2011

| Rd. | Pick | Player | Pos. | College |
|-----|------|-----------------|------|---------------------|
| 1 | 8 | Jake Locker | QB | Washington |
| 2 | 39 | Akeem Ayers | LB | UCLA |
| 3 | 77 | Jurrell Casey | DT | Southern California |
| 4a | 109 | Colin McCarthy | LB | Miami (Fla.) |
| 4b | 130 | Jamie Harper | RB | Clemson |
| 5 | 142 | Karl Klug | DL | Iowa |
| 6 | 175 | Byron Stingily | T | Louisville |
| 7a | 212 | Zach Clayton | DT | Auburn |
| 7b | 251 | Tommie Campbell | DB | California (Pa.) |

Draft Notes

General Manager: Mike Reinfeldt

- 4b, 7b – Awarded as compensatory selections

2010

| Rd. | Pick | Player | Pos. | College |
|-----|------|-------------------------|------|---------------------|
| 1 | 16 | Derrick Morgan | DE | Georgia Tech |
| 2 | 47 | (traded to New England) | | |
| 3a | 77 | Damian Williams | WR | Southern California |
| 3b | 97 | Rennie Curran | LB | Georgia |
| 4a | 104 | Alterraun Verner | CB | UCLA |
| 4b | 111 | (traded to Seattle) | | |
| 5 | 148 | Robert Johnson | S | Utah |
| 6a | 176 | Rusty Smith | QB | Florida Atlantic |
| 6b | 185 | (traded to Seattle) | | |
| 6c | 207 | Myron Rolle | S | Florida State |
| 7a | 222 | Marc Mariani | WR | Montana |
| 7b | 241 | David Howard | DT | Brown |

Draft Notes

General Manager: Mike Reinfeldt

- 3b, 6c, 7b – Awarded as compensatory selections
- 2 – Traded to New England in 2009 (see 2009 3a)
- 4a, 6a – Picks acquired in trade with Seattle for RB LenDale White, DT Kevin Vickerson, 4b and 6b

2009

| Rd. | Pick | Player | Pos. | College |
|-----|------|--------------------|------|----------------------|
| 1 | 30 | Kenny Britt | WR | Rutgers |
| 2 | 62 | Sen'Derrick Marks | DT | Auburn |
| 3a | 89 | Jared Cook | TE | South Carolina |
| 3b | 94 | Ryan Mouton | CB | Hawaii |
| 4a | 130 | Gerald McRath | LB | Southern Mississippi |
| 4b | 135 | Troy Kropog | T/G | Tulane |
| 5a | 166 | (Traded to Dallas) | | |
| 5b | 173 | Javon Ringer | RB | Michigan State |
| 6a | 203 | Jason McCourty | CB | Rutgers |
| 6b | 206 | Dominique Edison | WR | Stephen F. Austin |
| 7a | 239 | Ryan Durand | G | Syracuse |
| 7b | 242 | Nick Schommer | S | North Dakota State |

Draft Notes

General Manager: Mike Reinfeldt

- 4b, 5b, 6b, 7b – Awarded as compensatory selections
- 3a – Pick acquired in trade with New England for second round pick in 2010
- 5a – Pick traded to Dallas (see 2008 4c)

2008

| Rd. | Pick | Player | Pos. | College |
|-----|------|------------------------|------|---------------------|
| 1 | 24 | Chris Johnson | RB | East Carolina |
| 2 | 54 | Jason Jones | DL | Eastern Michigan |
| 3 | 85 | Craig Stevens | TE | California |
| 4a | 103 | William Hayes | DE | Winston-Salem State |
| 4b | 124 | (Traded to Washington) | | |
| 4c | 126 | Lavelle Hawkins | WR | California |
| 4d | 134 | Stanford Keglar | LB | Purdue |
| 5 | 157 | (Traded to Washington) | | |
| 6 | 189 | (Traded to Seattle) | | |
| 7 | 229 | Cary Williams | CB | Washburn |

Draft Notes

General Manager: Mike Reinfeldt

- 4d – Awarded as compensatory selection
- 4a – Pick acquired in trade with Washington for fourth round pick (#124 overall) and fifth round pick (#157 overall).
- 4b – Traded to Washington (see 4a)
- 4c – Pick acquired in trade with Dallas for Pacman Jones
- 5 – Pick traded to Washington (see 4a)
- 6 – Pick traded to Seattle for Bryce Fisher

2007

| Rd. | Pick | Player | Pos. | College |
|-----|------|-----------------|------|-------------------|
| 1 | 19 | Michael Griffin | S | Texas |
| 2 | 50 | Chris Henry | RB | Arizona |
| 3 | 80 | Paul Williams | WR | Fresno State |
| 4a | 115 | Leroy Harris | G/C | N.C. State |
| 4b | 128 | Chris Davis | WR | Florida State |
| 5 | 152 | Antonio Johnson | DT | Mississippi State |
| 6a | 188 | Joel Filani | WR | Texas Tech |
| 6b | 204 | Jacob Ford | DE | Central Arkansas |
| 6c | 206 | Ryan Smith | CB | Florida |
| 7 | 223 | Mike Otto | T | Purdue |

Draft Notes

General Manager: Mike Reinfeldt

- 4b – Pick acquired in trade with Baltimore for Steve McNair in 2006.
- 6b – Pick acquired in trade with San Diego for Billy Volek in 2006.
- 6c – Pick acquired in trade with Indianapolis for seventh round pick (#238 overall) in 2006. That selection was originally obtained from Indianapolis for Rocky Calmus.

2006

| Rd. | Pick | Player | Pos. | College |
|-----|------|--------------------------|------|---------------------|
| 1 | 3 | Vince Young | QB | Texas |
| 2a | 39 | (Traded to Philadelphia) | | |
| 2b | 45 | LenDale White | RB | Southern California |
| 3 | 70 | (Traded to Buffalo) | | |
| 4a | 102 | Calvin Lowry | S | Penn State |
| 4b | 116 | Stephen Tulloch | LB | N.C. State |
| 5a | 137 | Terna Nande | LB | Miami (Ohio) |
| 5b | 169 | Jesse Mahelona | DT | Tennessee |
| 6 | 172 | Jonathan Orr | WR | Wisconsin |
| 7a | 215 | Cortland Finnegan | CB | Samford |
| 7b | 238 | (Traded to Indianapolis) | | |
| 7c | 245 | Spencer Toone | LB | Utah |
| 7d | 246 | Quinton Ganther | RB | Utah |

Draft Notes

General Manager: Floyd Reese

- 5b, 7c and 7d – awarded as compensatory selections
- 2a – Pick traded to Philadelphia (see 2b)
- 2b – Pick acquired from Philadelphia along with 2006 fourth round pick (116 overall) for the Titans second round pick (39 overall)
- 3 – Pick traded to Buffalo for RB Travis Henry in 2005
- 7b – Pick acquired from Indianapolis for LB Rocky Calmus in 2005 and traded back to Indianapolis for sixth round selection in 2007

2005

| Rd. | Pick | Player | Pos. | College |
|-----|------|---------------------|------|--------------------|
| 1 | 6 | Adam Jones | CB | West Virginia |
| 2a | 37 | (Traded to Detroit) | | |
| 2b | 41 | Michael Roos | T | Eastern Washington |
| 3a | 68 | Courtney Roby | WR | Indiana |
| 3b | 96 | Brandon Jones | WR | Oklahoma |
| 4a | 108 | Vincent Fuller | S | Virginia Tech |
| 4b | 113 | David Stewart | T | Mississippi State |
| 4c | 136 | Roydell Williams | WR | Tulane |
| 5a | 142 | Damien Nash | RB | Missouri |
| 5b | 150 | Daniel Loper | T | Texas Tech |
| 6 | 179 | Bo Scaife | TE | Texas |
| 7 | 218 | Reynaldo Hill | CB | Florida |

TITANS ERA DRAFTS (SINCE 1999)

Draft Notes

General Manager: Floyd Reese

- 3b and 4c – awarded as compensatory selections
- 2a – Pick traded to Detroit (see 2b)
- 2b – Pick acquired from Detroit along with 2005 fourth round pick (113 overall) for the Titans second round pick (37 overall)
- 4b – Pick acquired from Detroit (see 2b)
- 5b – Pick acquired from Kansas City for DE Carlos Hall

2004

| Rd. | Pick | Player | Pos. | College |
|-----|------|---------------------|------|---------------------|
| 1 | 27 | (Traded to Houston) | | |
| 2a | 40 | Ben Troupe | TE | Florida |
| 2b | 42 | Travis LaBoy | DE | Hawaii |
| 2c | 57 | Antwan Odom | DE | Alabama |
| 3a | 71 | Randy Starks | DT | Maryland |
| 3b | 92 | Rich Gardner | CB | Penn State |
| 4a | 103 | Bo Schobel | DE | TCU |
| 4b | 124 | Michael Waddell | CB | North Carolina |
| 5a | 138 | Jacob Bell | G | Miami (Ohio) |
| 5b | 159 | (Traded to Houston) | | |
| 5c | 165 | Robert Reynolds | LB | Ohio State |
| 6 | 191 | Troy Fleming | RB | Tennessee |
| 7a | 230 | Jared Clauss | DT | Iowa |
| 7b | 239 | Eugene Amano | C | S.E. Missouri State |
| 7c | 241 | Sean McHugh | TE | Penn State |

Draft Notes

General Manager: Floyd Reese

- 5c, 7b, 7c – awarded as compensatory selections
- 1 – Pick traded to Houston (see 2a)
- 2a – Pick acquired from Houston along with 2004 third round pick (71 overall), fourth round pick (103 overall) and fifth round pick (138 overall) for the Titans 2004 first round pick (27 overall) and fifth round pick (159 overall)
- 2b – Pick acquired from New York Jets for WR Justin McCareins
- 3a – Pick acquired in Houston trade (see 2a)
- 4a – Pick acquired in Houston trade (see 2a)
- 5a – Pick acquired in Houston trade (see 2a)
- 5b – Pick traded to Houston (see 2a)

2003

| Rd. | Pick | Player | Pos. | College |
|-----|------|-------------------------|------|------------------------|
| 1 | 28 | Andre Woolfolk | CB | Oklahoma |
| 2 | 60 | Tyrone Calico | WR | Middle Tennessee State |
| 3 | 93 | Chris Brown | RB | Colorado |
| 4 | 126 | Rien Long | DT | Washington State |
| 5a | 154 | Donnie Nickey | S | Ohio State |
| 5b | 164 | (Traded to New England) | | |
| 6 | 201 | (Traded to New England) | | |
| 7a | 225 | Todd Williams | T | Florida State |
| 7b | 243 | (Traded to New England) | | |

Draft Notes

General Manager: Floyd Reese

- 5a – Pick acquired from New England along with 2003 seventh round pick (225 overall) for the Titans 2003 fifth round pick (164 overall), sixth round pick (201 overall) and seventh round pick (243 overall)
- 5b – Pick traded to New England (see 5a)
- 6 – Pick traded to New England (see 5a)
- 7a – Pick acquired in New England trade (see 5a)
- 7b – Pick traded to New England (see 5a)

2002

| Rd. | Pick | Player | Pos. | College |
|-----|------|-------------------------|------|-----------------|
| 1a | 14 | (Traded to N.Y. Giants) | | |
| 1b | 15 | Albert Haynesworth | DT | Tennessee |
| 2 | 45 | Tank Williams | S | Stanford |
| 3 | 77 | Rocky Calmus | LB | Oklahoma |
| 4a | 110 | Mike Echols | CB | Wisconsin |
| 4b | 115 | Tony Beckham | CB | Wisconsin-Stout |
| 4c | 133 | Rocky Boiman | LB | Notre Dame |
| 5 | 151 | Jake Schifino | WR | Akron |

| | | | | |
|----|-----|----------------|----|-------------------|
| 6 | 187 | Justin Hartwig | G | Kansas |
| 7a | 225 | Darrell Hill | WR | Northern Illinois |
| 7b | 240 | Carlos Hall | DE | Arkansas |

Draft Notes

General Manager: Floyd Reese

- 4c – awarded as compensatory selection
- 1a – Pick traded to N.Y. Giants (see 1b)
- 1b – Pick acquired from the New York Giants along with 2002 fourth round pick (115 overall) for the Titans 2002 first round pick (14 overall)
- 4b – Pick acquired in Giants trade (see 1b)
- 7b – Pick acquired from Green Bay for DT Rod Walker

2001

| Rd. | Pick | Player | Pos. | College |
|-----|------|-----------------------|------|-------------------|
| 1 | 29 | (Traded to St. Louis) | | |
| 2 | 60 | Andre Dyson | CB | Utah |
| 3 | 90 | Shad Meier | TE | Kansas State |
| 4 | 124 | Justin McCareins | WR | Northern Illinois |
| 5 | 159 | Eddie Berlin | WR | Northern Iowa |
| 6a | 192 | Dan Alexander | RB | Nebraska |
| 6b | 199 | Adam Haayer | T | Minnesota |
| 7a | 229 | (Traded to Oakland) | | |
| 7b | 232 | Keith Adams | LB | Clemson |

Draft Notes

General Manager: Floyd Reese

- 6b, 7b – awarded as compensatory selections
- 1 – Pick traded to St. Louis for DE Kevin Carter
- 7a – Pick traded to Oakland for C Gennaro DiNapoli

2000

| Rd. | Pick | Player | Pos. | College |
|-----|------|------------------|------|-------------------|
| 1 | 30 | Keith Bulluck | LB | Syracuse |
| 3a | 68 | Erron Kinney | TE | Florida |
| 3b | 93 | Byron Frisch | DE | Brigham Young |
| 4a | 124 | Bobby Myers | S | Wisconsin |
| 4b | 128 | Peter Sirmon | LB | Oregon |
| 5a | 135 | Aric Morris | S | Michigan State |
| 5b | 160 | Frank Chamberlin | LB | Boston College |
| 6 | 197 | Robaire Smith | DE | Michigan State |
| 7a | 213 | Mike Green | RB | Houston |
| 7b | 237 | Wes Shivers | T | Mississippi State |

Draft Notes

General Manager: Floyd Reese

- 4b – awarded as compensatory selection
- 7a – Pick acquired from Chicago for LB Lemanski Hall

1999

| Rd. | Pick | Player | Pos. | College |
|-----|------|-------------------------|------|--------------------|
| 1 | 16 | Jevon Kearse | DE | Florida |
| 2a | 46 | (Traded to New England) | | |
| 2b | 52 | John Thornton | DT | West Virginia |
| 3 | 81 | Zach Piller | G | Florida |
| 4a | 114 | Brad Ware | S | Auburn |
| 4b | 117 | Donald Mitchell | CB | Southern Methodist |
| 5 | 151 | Kevin Daft | QB | California-Davis |
| 6 | 186 | Darran Hall | WR | Colorado State |
| 7 | 222 | Phil Glover | LB | Utah |

Draft Notes

General Manager: Floyd Reese

- 2a – Pick traded to New England (see 2b)
- 2b – Pick acquired from New England along with 1999 fourth round pick (117 overall) for Titans 1999 second round pick (46 overall)
- 4b – Pick acquired in New England trade (see 2b)

RECENT TITANS TRADE HISTORY

2023 TRADES

| Trade Date/Teams | Compensation | Overall | Player Selected | Note | |
|--------------------------------------------|---------------|---------------|-----------------|---------------------|------------------------------|
| 1. April 28, 2023 (Draft Day Trade) | | | | | |
| Tennessee Receives: | Draft Choice: | Round 2, 2023 | #33 | QB Will Levis | Pick originally from Houston |
| | Draft Choice: | Round 3, 2023 | #81 | RB Tyjae Spears | Pick originally from Detroit |
| Arizona Receives: | Draft Choice: | Round 2, 2023 | #41 | OLB B.J. Ojulari | |
| | Draft Choice: | Round 3, 2023 | #72 | DB Garrett Williams | |
| | Draft Choice: | Round 3, 2024 | | | |

2. Aug. 29, 2023

| | | | | |
|-----------------------|---------------|---------------|--|--|
| Tennessee Receives: | Player: | K Nick Folk | | |
| New England Receives: | Draft Choice: | Round 7, 2025 | | |

3. Oct. 23, 2023

| | | | | |
|------------------------|---------------|-------------------|--|--|
| Tennessee Receives: | Player: | S Terrell Edmunds | | |
| | Draft Choice: | Round 5, 2024 | | |
| | Draft Choice: | Round 6, 2024 | | |
| Philadelphia Receives: | Player: | S Kevin Byard | | |

2022 TRADES

| Trade Date/Teams | Compensation | Overall | Player Selected | Note |
|------------------|--------------|---------|-----------------|------|
|------------------|--------------|---------|-----------------|------|

1. March 23, 2022

| | | | | |
|---------------------|---------------|-----------------|------|-------------------|
| Tennessee Receives: | Player: | WR Robert Woods | | |
| L.A. Rams Receive: | Draft Choice: | Round 6, 2023 | #189 | OLB Ochaun Mathis |

2. April 28, 2022 (Draft Day Trade)

| | | | | | |
|------------------------|---------------|---------------|------|---------------------|-------------------------------------------------------------------------|
| Tennessee Receives: | Draft Choice: | Round 1, 2022 | #18 | WR Treyton Burks | Pick originally from New Orleans |
| | Draft Choice: | Round 3, 2022 | #101 | (TE Jeremy Ruckert) | Pick originally a New Orleans compensatory selection; traded to NY Jets |
| Philadelphia Receives: | Player: | WR A.J. Brown | | | |

3. April 28, 2022 (Draft Day Trade)

| | | | | | |
|---------------------|---------------|---------------|------|-------------------------|------------------------------------------------------|
| Tennessee Receives: | Draft Choice: | Round 2, 2022 | #35 | CB Roger McCreary | |
| | Draft Choice: | Round 3, 2022 | #69 | OL Nicholas Petit-Frere | |
| | Draft Choice: | Round 5, 2022 | #163 | WR Kyle Phillips | Pick originally from Pittsburgh |
| N.Y. Jets Receive: | Draft Choice: | Round 1, 2022 | #26 | OLB Jermaine Johnson | |
| | Draft Choice: | Round 3, 2022 | #101 | TE Jeremy Ruckert | Pick originally a New Orleans compensatory selection |

4. April 29, 2022 (Draft Day Trade)

| | | | | | |
|---------------------|---------------|---------------|------|------------------|--------------------------|
| Tennessee Receives: | Draft Choice: | Round 3, 2022 | #86 | QB Malik Willis | |
| Las Vegas Receives: | Draft Choice: | Round 3, 2022 | #90 | G Dylan Parham | |
| | Draft Choice: | Round 5, 2022 | #169 | (RB Ty Chandler) | Pick traded to Minnesota |

5. Aug. 17, 2022

| | | | | | |
|---------------------|---------------|-------------------|--|--|-------------------|
| Tennessee Receives: | Player: | S Tyree Gillespie | | | |
| Las Vegas Receives: | Draft Choice: | Round 7, 2024 | | | Conditional trade |

6. Aug. 24, 2022

| | | | | |
|------------------------|---------------|---------------|--|--|
| Tennessee Receives: | Player: | DB Ugo Amadi | | |
| | Draft Choice: | Round 7, 2024 | | |
| Philadelphia Receives: | Draft Choice: | Round 6, 2024 | | |

7. Aug. 29, 2022

| | | | | |
|---------------------|---------------|-----------------|--|--|
| Tennessee Receives: | Player: | OL Dennis Daley | | |
| | Draft Choice: | Round 7, 2024 | | |
| Carolina Receives: | Draft Choice: | Round 5, 2024 | | |

2021 TRADES

| Trade Date/Teams | Compensation | Overall | Player Selected | Note |
|------------------|--------------|---------|-----------------|------|
|------------------|--------------|---------|-----------------|------|

1. March 17, 2021

| | | | | | |
|---------------------|---------------|-----------------|------|--------------------|--------------------------------------------------|
| Tennessee Receives: | Draft Choice: | Round 7, 2021 | #232 | (DT Phil Hoskins) | Pick originally from Atlanta; traded to Carolina |
| Miami Receives: | Player: | T Isaiah Wilson | | | |
| | Draft Choice: | Round 7, 2022 | #247 | QB Skylar Thompson | |

2. April 30, 2021 (Draft Day Trade)

| | | | | | |
|---------------------|---------------|---------------|------|-------------------|--|
| Tennessee Receives: | Draft Choice: | Round 3, 2021 | #92 | ILB Monty Rice | |
| | Draft Choice: | Round 4, 2021 | #135 | OLB Rashad Weaver | |
| Green Bay Receives: | Draft Choice: | Round 3, 2021 | #85 | WR Amari Rodgers | |

RECENT TITANS TRADE HISTORY

3. May 1, 2021 (Draft Day Trade)

| | | | | | |
|---------------------|---------------|---------------|------|--------------------|--------------------------------------------|
| Tennessee Receives: | Draft Choice: | Round 4, 2021 | #109 | WR Dez Fitzpatrick | Pick originally from Houston |
| Carolina Receives: | Draft Choice: | Round 4, 2021 | #126 | RB Chuba Hubbard | |
| | Draft Choice: | Round 5, 2021 | #166 | DB Keith Taylor | |
| | Draft Choice: | Round 7, 2021 | #232 | DT Phil Hoskins | Pick originally from Atlanta through Miami |

4. June 6, 2021

| | | | | | |
|---------------------|---------------|----------------|------|------------------------|-----------------------------|
| Tennessee Receives: | Player: | WR Julio Jones | | | |
| | Draft Choice: | Round 6, 2023 | #186 | OL Jaelyn Duncan | |
| Atlanta Receives: | Draft Choice: | Round 2, 2022 | #58 | LB Troy Andersen | |
| | Draft Choice: | Round 4, 2023 | #110 | DT Adetomiwa Adebawore | Pick traded to Indianapolis |

2020 TRADES

| Trade Date/Teams | Compensation | Overall | Player Selected | Note |
|--------------------------|---------------|------------------|---------------------------|---------------------------------------------------------|
| 1. March 19, 2020 | | | | |
| Tennessee Receives: | Draft Choice: | Round 7, 2020 | #237 (CB Thakarius Keyes) | Pick originally from New England; traded to Kansas City |
| Denver Receives: | Player: | DT Jurrell Casey | | |

2. April 25, 2020 (Draft Day Trade)

| | | | | | |
|-----------------------|---------------|---------------|------|--------------------|-------------------------------------------------|
| Tennessee Receives: | Draft Choice: | Round 6, 2021 | #215 | S Brady Breeze | |
| Kansas City Receives: | Draft Choice: | Round 7, 2020 | #237 | CB Thakarius Keyes | Pick originally from New England through Denver |

3. Oct. 14, 2020

| | | | | | |
|------------------------|---------------|--------------------|------|--------------------|------------------------------|
| Tennessee Receives: | Draft Choice: | Round 6, 2021 | #185 | (LB Nick Niemann) | Pick traded to L.A. Chargers |
| Jacksonville Receives: | Draft Choice: | Round 7, 2021 | #249 | (WR Ben Skowronek) | Pick traded to L.A. Rams |
| | Player: | OLB Kamalei Correa | | | |

4. Nov. 2, 2020

| | | | | | |
|------------------------|---------------|--------------------|------|-----------------|-----------------------------------|
| Tennessee Receives: | Player: | CB Desmond King II | | | |
| L.A. Chargers Receive: | Draft Choice: | Round 6, 2021 | #185 | LB Nick Niemann | Pick originally from Jacksonville |

2019 TRADES

| Trade Date/Teams | Compensation | Overall | Player Selected | Note | |
|--------------------------|---------------|-------------------|-----------------|-------------------|---------------------------|
| 1. March 15, 2019 | | | | | |
| Tennessee Receives: | Player: | QB Ryan Tannehill | | | |
| | Draft Choice: | Round 6, 2019 | #188 | LB David Long Jr. | |
| Miami Receives: | Draft Choice: | Round 7, 2019 | #233 | RB Chandler Cox | |
| | Draft Choice: | Round 4, 2020 | #135 | (G Kevin Dotson) | Pick traded to Pittsburgh |

2. April 27, 2019 (Draft Day Trade)

| | | | | | |
|---------------------|---------------|---------------|------|--------------------|------------------------------------------------|
| Tennessee Receives: | Draft Choice: | Round 4, 2019 | #116 | DB Amani Hooker | Pick originally from Miami through New Orleans |
| | Draft Choice: | Round 5, 2019 | #168 | OLB D'Andre Walker | Pick originally from New Orleans |
| N.Y. Jets Receive: | Draft Choice: | Round 4, 2019 | #121 | TE Trevon Wesco | |
| | Draft Choice: | Round 5, 2019 | #157 | LB Blake Cashman | |

3. August 29, 2019

| | | | | | |
|---------------------|---------------|--------------------|------|---------------|--|
| Tennessee Receives: | Player: | OLB Reggie Gilbert | | | |
| Green Bay Receives: | Draft Choice: | Round 6, 2020 | #208 | C Jake Hanson | |

4. August 31, 2019

| | | | | | |
|---------------------|---------------|------------------|------|------------------|--|
| Tennessee Receives: | Draft Choice: | Round 7, 2020 | #224 | QB Cole McDonald | |
| Cleveland Receives: | Player: | WR Taywan Taylor | | | |

HEAD COACH BRIAN CALLAHAN

[Video: Brian Callahan's Introductory Press Conference](#)

[The OTP: Titans New Head Coach Brian Callahan](#)

[Jim Wyatt: Callahan Follows in His Father's Footsteps](#)

[Jim Wyatt: Callahan Feels Like He Found the Perfect Fit With Titans](#)



Brian Callahan was named head coach of the Titans on Jan. 24, 2024, becoming the 20th head coach in franchise history.

"This is an exciting time for our franchise, and we're thrilled to have Brian as our head coach," said Titans controlling owner **Amy Adams Strunk**. "We went through a thorough candidate search and Brian stood out as the best person to lead our football team. I want to thank the other candidates who were part of this process and wish them well moving forward.

"Brian has a track record of success and a range of experience that has prepared him for this opportunity. His football knowledge and his enthusiasm for the game really stand out, and beyond that, we think his ability to lead will make him the ideal fit for our franchise.

"If you look at his history, Brian has been a part of a Super Bowl winning team (Denver, 2015) and another team that advanced to the Super Bowl (Cincinnati, 2021). He's worked in a variety of dynamic offenses with top-flight quarterbacks. At each step of his career, he's shown the flexibility and intelligence to make an impact.

"During his time with the Bengals, he was trusted with a number of responsibilities—offensive design, quarterback development, a contributor to the free agency and draft processes—and showed the ability to be a resource in all of those areas. As we seek sustained success and pursue a championship, Brian has seen firsthand what that looks like, and he is the right person to lead us there.

"To our fans, thank you for your support and for sticking with us. You deserve a championship team, and we're going to get there. I can't wait for you to get to know Brian and his family."

Callahan arrived in Tennessee with 18 years of coaching experience and 14 years of NFL coaching experience, including the previous five seasons as the offensive coordinator for the Cincinnati Bengals.

During his time in Cincinnati, Callahan served under head coach **Zac Taylor** and was part of two AFC North titles, two AFC Championship appearances and a Super Bowl berth. He also helped guide quarterback **Joe Burrow** from the No. 1 overall draft pick in 2020 to multiple single-

season franchise records by his second year and Pro Bowl honors within three years.

Over Callahan's final three seasons in Cincinnati (2021-23), the Bengals offense ranked in the NFL's top 10 in several categories: sixth in scoring (24.9), seventh in passing (250.8 yards per game), seventh in red-zone efficiency (61.5 percent), 10th in third-down percentage (41.0) and sixth in time of possession (31:00).

From the time Burrow entered the NFL in 2020 through the 2023 campaign, he recorded the league's seventh-best passer rating (98.6) and tied for the third-best completion percentage (68.0). His 270.8 passing yards per game in that period ranked fifth.

Additionally, Cincinnati's offense under Callahan featured a trio of 1,000-yard wide receivers in **Ja'Marr Chase** (2021-23), **Tee Higgins** (2021-22) and **Tyler Boyd** (2019). Chase quickly emerged as one of the NFL's top wide receivers after being drafted in the first round in 2021. He earned three consecutive Pro Bowl nods and became the eighth player in NFL history to reach 1,000 receiving yards in each of his first three career seasons, including 1,216 yards on a career-high 100 receptions in 2023. Boyd's statistical highlights included 1,046 receiving yards in 2019, while Higgins contributed 1,091 yards in 2021 and 1,029 yards in 2022.

Bengals running back **Joe Mixon** exceeded 1,000 scrimmage yards four times in five seasons with Callahan as his offensive coordinator. From 2019 through 2023, he joined **Christian McCaffrey** and **Aaron Jones** as the NFL's only players with at least 4,500 rushing yards (4,618) and 1,500 receiving yards (1,556). Mixon was named to the Pro Bowl in 2021.

In 2023, Burrow was limited to 10 total games due to multiple injuries. Backup **Jake Browning** stepped into the lineup, and in the first action of his career, he registered a season passer rating of 98.4—qualifying as the seventh-best number in the NFL.

In 2022, the Bengals ranked seventh in the NFL in points per game (26.1), eighth in total offense (360.5 yards per game) and fifth in passing offense (265.0). Burrow earned his first career Pro Bowl selection while setting single-season franchise records for completions (414) and touchdown passes (35). The third-year signal caller also placed fifth in the NFL with 4,475 passing yards. The team's new-look offensive line came together during the season and did not allow more than two sacks in any of the final eight games of the regular season.

En route to an appearance in Super Bowl LVI, the 2021 Bengals ranked seventh in passing offense (259.0 yards per game) and tied for seventh in points per game (27.1). Burrow, after returning from a knee injury suffered in 2020, led the NFL in completion percentage (70.4) and established single-season Bengals records for passing yards (4,611) and passer rating (108.3). Chase was named the AP Offensive Rookie of the Year after posting a team-record 1,455 receiving yards, while Mixon placed third in the NFL in rushing yards (1,205).

In 2020, Callahan helped develop Burrow as a rookie despite facing the challenges associated with the COVID-19 pandemic, including the cancellation of all in-person NFL offseason programs. Before a knee injury ended his rookie campaign in Week 11, Burrow's 264 completions were the most ever by an NFL quarterback through his first 10 career games, while his 2,688 passing yards were fifth.

Callahan joined the Bengals after spending 2018 as the quarterbacks coach for the Oakland Raiders. Under his tutelage, Raiders quarterback **Derek Carr** passed for a then-career-high 4,049 yards and led the AFC with a 68.9 completion percentage.

From 2016 to 2017, Callahan was the quarterbacks coach for the Detroit Lions. Working with **Matthew Stafford**, he helped the veteran finish third in passing yards (4,446) and fourth in passing touchdowns (29) in 2017, while posting a then-career-best 99.3 passer rating. In 2016, Stafford's eight game-winning drives were the most by a quarterback in a season since the 1970 AFL-NFL merger.

Callahan broke into the NFL with the Denver Broncos in 2010 and served in multiple roles for the franchise through 2015. He began as a coaching assistant (2010) before transitioning to offensive quality control coach (2011-12), offensive assistant coach (2013-14) and finally offensive assistant/quarterbacks coach (2015). In 2013, Broncos quarterback **Peyton Manning** won the Associated Press NFL MVP award after completing a league-record 55 touchdown passes. Callahan's tenure in Denver was capped by the team's victory in Super Bowl 50 following the 2015 campaign. Before reaching the NFL, Callahan spent time at his alma mater, UCLA, as a graduate assistant in 2006 and 2007. He then spent two years (2008-09) as the offensive coordinator and quarterbacks coach for Junipero Serra High School in San Mateo, Calif.

As a former walk-on quarterback at UCLA, he appeared in 13 games

BRIAN CALLAHAN AT A GLANCE

- Year as Titans head coach: 1
- Year as NFL head coach: 1
- Year as NFL coach: 15

| Years | Team | Position |
|---------|--------------------|----------------------------------------------|
| 2024 | Tennessee Titans | Head Coach |
| 2019-23 | Cincinnati Bengals | Offensive Coordinator |
| 2018 | Oakland Raiders | Quarterbacks Coach |
| 2016-17 | Detroit Lions | Quarterbacks Coach |
| 2015 | Denver Broncos | Offensive Assistant/ Quarterbacks Coach |
| 2013-14 | Denver Broncos | Offensive Assistant |
| 2011-12 | Denver Broncos | Offensive Quality Control |
| 2010 | Coaching Assistant | Denver Broncos |
| 2008-09 | Junipero Serra HS | Offensive Coordinator/ Quarterbacks Coach |
| 2006-07 | UCLA | Graduate Assistant |
| 2002-05 | UCLA | Quarterback |

as a holder on PATs. He earned a bachelor's degree in sociology in 2006 and added a master's in education in 2008.

Born in Champaign, Ill., Callahan attended De La Salle High School in Concord, Calif., where he was a part of the school's national-record 151-game winning streak and a No. 1 national ranking.

He and his wife, Allyson, have a son, Ronan, and a daughter, Norah. He is the son of longtime NFL coach **Bill Callahan**, the current Titans offensive line coach.

TITANS/OILERS HEAD COACH HISTORY

| Head Coach | Years | Won | Lost | Tied | Pct. |
|-----------------------|---------------|----------|----------|----------|----------|
| Brian Callahan | 2024 | 0 | 0 | 0 | - |
| Mike Vrabel | 2018-23 | 56 | 48 | 0 | .538 |
| Mike Mularkey | 2015-17 | 21 | 22 | 0 | .488 |
| Ken Whisenhunt | 2014-15 | 3 | 20 | 0 | .130 |
| Mike Munchak | 2011-13 | 22 | 26 | 0 | .458 |
| Jeff Fisher | 1994-2010 | 147 | 126 | 0 | .538 |
| Jack Pardee | 1990-94 | 44 | 35 | 0 | .556 |
| Jerry Glanville | 1985-89 | 35 | 35 | 0 | .500 |
| Hugh Campbell | 1984-85 | 8 | 22 | 0 | .266 |
| Chuck Studley | 1983 | 2 | 8 | 0 | .200 |
| Ed Biles | 1981-83 | 8 | 23 | 0 | .258 |
| O.A. "Bum" Phillips | 1975-80 | 59 | 38 | 0 | .608 |
| Sid Gillman | 1973-74 | 8 | 15 | 0 | .347 |
| Bill Peterson | 1972-73 | 1 | 18 | 0 | .052 |
| Ed Hughes | 1971 | 4 | 9 | 1 | .321 |
| Wally Lemm | 1961, 1966-70 | 38 | 40 | 4 | .487 |
| Hugh "Bones" Taylor | 1965 | 4 | 10 | 0 | .285 |
| Sammy Baugh | 1964 | 4 | 10 | 0 | .285 |
| Frank "Pop" Ivy | 1962-63 | 17 | 12 | 0 | .586 |
| Lou Rymkus | 1960-61 | 12 | 7 | 1 | .625 |

Records include postseason

2024 TITANS COACHING STAFF*

- Brian Callahan **Head Coach**
- Colt Anderson **Special Teams Coordinator**
- Nick Holz **Offensive Coordinator**
- Dennard Wilson **Defensive Coordinator**
- Brian Bell **Assistant Director of Sports Performance**
- Ben Bloom **Outside Linebackers**
- Frank Bush **Linebackers**
- Kylan Butler **Offensive Assistant**
- Bill Callahan **Offensive Line**
- Steve Donatell **Defensive Assistant**
- Scott Fuchs **Assistant Offensive Line**
- Bo Hardegree **Quarterbacks**
- Chris Harris **Passing Game Coordinator/Cornerbacks**
- Steve Jackson **Secondary/Safeties**
- Matt Jones **Offensive Assistant**
- Tom Jones **Assistant to the Head Coach.**
- Randy Jordan **Running Backs**
- Anthony Levine Sr. **Assistant Special Teams**
- Lori Locust **Defensive Quality Control**
- Payton McCollum **Assistant Wide Receiver**
- Clinton McMillan **Assistant Defensive Line/Pass Rush Specialist**
- Justin Outten **Tight Ends**
- Haley Roberts **Sports Performance Assistant**
- Tracy Rocker **Defensive Line**
- Tyler Rouse **Sports Performance Assistant**
- Luke Stocker **Offensive Assistant**
- Tyke Tolbert **Wide Receivers**

* Additional coaching staff members to be announced at a later date

PRESS CONFERENCE TRANSCRIPT

HEAD COACH BRIAN CALLAHAN'S INTRODUCTORY PRESS CONFERENCE

Thursday, January 25, 2024

EXECUTIVE VP/GENERAL MANAGER RAN CARTHON

(opening statement)

Good afternoon, everybody. Welcome. We're here to celebrate the man of the hour, Brian Callahan. Before we get started, I want to say some thank you's to the people who were part of this search committee and to help drive the interview process. I want to start with Chad Brinker, Anthony Robinson, Burke (Nihill), Bryce Wasserman, Miss Amy (Adams Strunk), Kenneth (S. Adams IV), Barclay (Adams), our entire business staff, as well as Sarah Bailey, Todd Toriscelli, and one name that's not a part of this organization I feel the need to thank is Zac Taylor, head coach of the Cincinnati Bengals. Zac, his ability to communicate with us about Brian, I feel, is unmatched. I would be remiss if I didn't say thank you to him. So thank you Zac for all the help you provided.

Going into the process a little bit. It's well-documented, as you guys know, we interviewed nine candidates over the course of two weeks or so. It was a long process. I feel like we met with a lot of candidates mostly via Zoom. We had one in-person (interview), as well as the second round of interviews that were in-person. I want to thank those gentlemen. For the time that they gave us. Some guys were still in the playoff hunt. And so, it was a little bit of a situation to kind of work around schedules and when teams made guys available to us. But we made it work. I thought our process was very thorough. It allowed us to see the best of each candidate, which ultimately led us to who we're here to celebrate now in Brian Callahan. I'm going to stop calling him Brian Callahan because we call him 'Cally'.

So, the one thing that stood out to us with Cally was just his ability to not only know what he wants, but be able to articulate that in a clear and concise manner. And what that would allow us to do is allow our players to understand what their roles are and go out and execute and play fast, which is what we're going to do. But the only other side of that, as a scout, as a personnel guy, it gives us the ability to know what we're going out to hunt for. One thing that we keep talking about here, as our group, is hunting at the same time isn't the same as hunting together. Under Brian Callahan, we will be going out and hunting together. And so, I'm looking forward to it, I'm excited and I'm actually ready to get off this podium and get ready to get started. So, with that said, we'll bring up our controlling owner, Miss Amy Adams Strunk.

CONTROLLING OWNER AMY ADAMS STRUNK

(opening statement)

Hello everybody. Thank you for joining us today. Wow, it's been an exciting week. I am thrilled to be here to introduce our new head coach, Brian Callahan. And going into this interview process, we knew Brian was a really special candidate. We knew his background and his extensive experience. We saw the list of quarterbacks he's worked with and elite offenses he's been a part of. We knew about his deep knowledge and understanding of the game. And on a personal note, I knew that we both shared the

PRESS CONFERENCE TRANSCRIPT



connection of having fathers who passed down their love of football to their children. After all that research and the reviews of people whose lives and careers he's impacted so deeply, then we got to meet Brian. He exceeded all of our expectations. It was clear how the meeting quickly shifted from your standard interview to a player-breakdown session, that he and Ran (Carthon) had a very special chemistry between them. Honestly, watching that interaction unfold made us even more confident that he was our next head coach. As our second interview went on, we realized that we didn't want him leaving the building without agreeing to be our next head coach. I've heard various things about me grabbing him and grabbing his legs, but anyway, it was a mutual thing here. When it came time to ask him, we were so happy to learn that he wanted to be a Titan as much as (we) wanted him to be. We are thrilled that we get to enter this next era of Titans football with him at the helm. As I've said time and time again, I will never shy away from saying that I have extremely high expectations for our football team and really our entire organization. I expect us to build a team that is going to have sustained success and bring Lombardi trophies to the city of Nashville. I am confident that we have put the right pieces in place to bring that goal to life and build a future that Titan fans will be proud of. With that, I'd like to introduce the head coach of the Tennessee Titans, Brian Callahan.

HEAD COACH BRIAN CALLAHAN

(opening statement)

This is a pretty surreal moment for me. You don't get to these places, in front of rooms like this with incredible people sitting here watching this without a lot of help along the way. And so, I just want to make sure that I point out the people that have done that. And most importantly, there's—you're going to have to bear with me because it might be a little more difficult than I thought it was before I got up here. This really is a lifelong dream of mine to be standing, at this podium in front of everybody here. To be a head coach at the highest level, to be this franchise's head coach is a great responsibility and an incredible honor. I'm excited to put in the work and hard work necessary for us to be able to have the success that we all envision. There's great things about Nashville and there's great things about the Tennessee Titans, and part of my job is to make sure that we bring all those things to life.

I'd like to thank, first and foremost, Amy (Adams Strunk), Kenneth (S. Adams IV) and Barclay (Adams) for giving me this opportunity to run this historic franchise in partnership with you. Again, it's an incredible responsibility that I do not take lightly and it's one that I'm deeply appreciative for. From the moment of our first Zoom meeting, I felt an unbelievable connection to the people in the room. And that was, as Ran (Carthon) mentioned, Anthony Robinson, Chad Brinker, Ran Carthon was in there, Burke (Nihill) was in there, Bryce (Wasserman) was in there. The connection from the get-go was incredible, and I knew that it was going to be a place that I wanted to call home. It felt like that from the very beginning. I'm thankful that they felt the same way. I was about to make an impassioned plea to Ran as

our meeting was concluding on Monday evening, and it turns out I didn't have to do that. They wanted me exactly the same way that I wanted them. Everything felt right. The relationships felt right. The energy felt right. When I was walking around the building and we had opportunities to meet people from different parts of the organization, it was an incredible feeling. It felt like a family. I've been fortunate to be a part of an incredible organization in Cincinnati that felt very similar, and it was comfortable to me to feel that. There's unbelievable people here. I haven't met all of them and I can't wait to meet with everybody that works in this organization. But, man, if you guys could feel the way I felt after that first Zoom meeting, I was about to call and be like, 'Alright, man, let's get it done. I don't care what anybody—you can talk whoever you want to, but I want it done now.' And that's how I felt. It was very important to me that this is the place that I wanted to be. And again, I'm very thankful that they felt the same way.

I do want to point out, really most importantly though, that there was an instant connection, with Ran and I. We see building a team, we see the culture of the building the same, and that's an important part of this entire process. His energy and passion for the Tennessee Titans made me believe in him. And that's what made me want to be here, standing in this room and I'm, again, thankful that I get to be here because a lot of that is because of what Ran presented as we started this process. He's an excellent communicator, and he's an outstanding person. He's earned my respect immediately and, man, I can't wait to get going.

I do want everyone to know that this is felt like a family to me from the start, and that's one of the most important things to me is my family. When you talk about that, there's a quote from Jurgen Klopp, I didn't want to just rip it off and presented as my own. But he had said it at one point. He's a soccer coach at Liverpool. He said 'When you agree on a common idea and work towards it together, you can create something very special,' and that's what I believe in. That's what we'll do here. That, to me, is what this is all about, and there is no ability to have success without those principles. I would like to thank the Cincinnati Bengals organization, Mike Brown, who was one of probably one of the greatest men that I've ever met. I'll get it together in a second, don't worry. No worry. Katie and Troy Blackburn, their daughters, Elizabeth and Caroline, and Duke Tobin and his staff. They gave me an incredible opportunity to grow, and then they were patient, and they invested in me, and I'll forever be grateful for that. The next one. You can see how much these people mean to me. I'll get it together. Probably most importantly, Zac Taylor. He's a great friend, he's been an incredible mentor and he's a fantastic football coach. Thank you for everything. Thank you to the players and the coaching staff. Obviously, without an incredible amount of hard work, I don't get to stand here. And there's a lot of people that go into that, staff, players. Particularly the quarterback room. Joe Burrow, Jake Browning, those guys, I'm incredibly indebted to. I wish I could list the whole team, but I can't. We'll be here too long. You guys will get bored. But I loved working with those players every day. There's something special about where I came from that I hope to replicate here. I think you can see it in how I feel when I speak about it. But I loved going to work every single day there. And that's the environment we're going to create here. I want a place where people love coming to work. They enjoy everybody there around, and that creates an environment that's sustainable and you can have sustained excellence and have a chance to win a lot of football games. And so, that's what we're after.

I would like to thank, probably most importantly, than anybody else in this room, my wife Allyson, who's sitting right here. She's everything I could ever ask for in a partner. This is a difficult profession, and I wouldn't be here today and I couldn't do my job if it wasn't for her. To my two wonderful children, thank you for being good today. Norah, right here and Ronan, right there. Can you say hi, bud? And there's a lot of people that I don't get to say here that have invested in my career and invested in me that are hugely important to me getting to this point in my career. But I apologize, I can't list everybody, again. But thank you to everybody who's ever invested in me, who spent time with me, who's helped me grow. I'm very appreciative for all that time and effort. I'd like to thank my parents. Bill and Val. They are not here today, they're watching somewhere on the stream. They've been the most influential people in my life. They've been my biggest supporters and they've given me an incredible amount of confidence. They've shown me the type of love and nurturing that allowed me to be the person I am today, and there's nobody that I'd lean on more at any point in my life than both of them. They've been the single most, greatest influence I've ever

PRESS CONFERENCE TRANSCRIPT

had, and thank you for the love and support. Just a couple people in my family I'd like to point out. My brother, Danny. His wife, Suzy. My sister, Cathryn. Her husband, Chris. Their kids, Liam and Evelyn. My youngest sister, Jackie. My family means everything to me. I love you guys. Thank you for everything. My in-laws, Connie and Jack. My brother-in-law, Jack, his wife, Sheri, along with her three kids, Jack, Navy and Wells. That's a lot of Jack's in there, for those of you who are counting. Thank you for all the love and support as well. There's two people here that I'd like to recognize. But first, my high school coaches at De La Salle High School in Concord, California. It's a place that I'm incredibly proud to have gone. Incredibly proud to be a part of. And specifically, Bob Ladeceour and Terry Eidson, who are not here today, but hopefully they're watching this. Thank you for showing me what commitment to hard work was and what it meant to be a part of a team. I'd like to have special recognition for Mark Panella, his wife, Sue, his daughters, Francesca and Sophia, who are sitting somewhere. They're here somewhere. Mark and Sue are right here in the front. Mark was my quarterbacks coach in high school, he is a Franklin resident here today and he helped raise me into the man that I am standing right in front of you. The last one I'd like to point out is Patrick Walsh. Patrick Walsh is currently the head coach at Serra High School in San Mateo, California. He gave me my first coaching and teaching job in 2008. So, I felt like it was important that he be here for this. He came all the way from California, took the redeye last night to be here, so thank you. He's one of my closest friends and incredible mentors, and again, I would not be sitting here in front of you without his love, support and guidance and he's always been there for me. Thanks, P-Dub.

Moving on past the emotional stuff here. I'm glad that's over. What we're trying to do here is establish a culture of high standards and clear communication, both on and off the field. Meetings, walkthroughs, practices, how we interact in the building, how we work in the front office, how our scouts work, how our players work, how everybody in this building works. Everyone's going to be held to a high standard. We want to be held to a high standard. I've never met a player in football that doesn't want to be held to the highest possible standard so we can go make that happen and get it done. There's going to be excitement to walk into this building every day. You guys saw how emotional I got talking about Cincinnati. Well, that's how I want our players and people to feel here. When you walk in the building every day there's an incredible excitement about what's ahead. Anybody who deals with our players, the expectation is to bring great energy, have great experience and have great expertise. We want everyone who affects them to be able to have that enthusiasm and our shared vision. We're going to be a connected football team. We're going to be a connected organization. I believe in it. If you don't have a connection, it's really hard to do anything worthwhile. The business of the sport really is all about people and relationships. And so, if we don't have any sort of connection, there's really no point in us doing our jobs the way we do it. This is what makes it fun. This is what I enjoy the most, is being able to be connected with the people that I work with every single day. Everyone wants to be a part of something bigger than themselves. That's what makes this sport special. That's what makes sports in general special. But if you're part of something bigger than yourself, you sacrifice for the greater good, you give up some of your individual successes and aspirations so we can lift the team. That trait goes from high school through pro football. Every team I've been on that's been great has had those traits and it's a critical part of building a great football team. Being a great teammate, playing hard for each other, helping everyone around them accomplish a greater goal is the principles of what this program will be built on. Those are the things that we're ready to accomplish as a football team, as an organization. I cannot wait to get started. These are the things that—I enjoy this part, but the work is really what I enjoy the most and so I can't wait to get going. I can't wait to see our players. For all those guys out there watching, I can't wait to meet you. Please come see me. My door's open. I can't wait to start building that relationship so we can go win a bunch of football games and have a lot of success.

The last thing I'll say is that, really, to the Titans fans, the city of Nashville and the great state of Tennessee. We're going to need your incredible support. You're a huge part of this. We need Nissan Stadium to be the most feared stadium that people walk into every Sunday. We need every possible bit of energy, every last amount of enthusiasm. Our players need to feel the energy. I can't wait to see you guys there. It's going to be a lot of work ahead, but a lot of fun as well. I'm proud. I'm humbled to be standing here before you as the head coach of the Tennessee Titans. Thank you.

NFL HEAD COACHING CLASS OF 2024

| Head Coach | 2024 Team | 2023 Team |
|----------------|-----------------------|------------------------|
| Brian Callahan | Tennessee Titans | Cincinnati Bengals |
| Dave Canales | Carolina Panthers | Tampa Bay Buccaneers |
| Jim Harbaugh | Los Angeles Chargers | University of Michigan |
| Jerod Mayo | New England Patriots | New England Patriots |
| Mike McDonald | Seattle Seahawks | Baltimore Ravens |
| Raheem Morris | Atlanta Falcons | Los Angeles Rams |
| Antonio Pierce | Las Vegas Raiders | Las Vegas Raiders |
| Dan Quinn | Washington Commanders | Dallas Cowboys |

(on his feelings about Will Levis and if he has talked to him)

I have. I called Will (Levis) last or, I don't even know what day it is anymore, but called Will a few days ago after I got the job. And then I saw him here today. He was working out, so I got a chance to catch up with him. I told him, he's leaving town I think tomorrow morning, but he'll be back. But I've really enjoyed getting to know him. I can't wait to get to work with him. He's got a lot of really special physical talents, that I'm excited to go see if we can make better. Everything about him so far has been fantastic. I'm excited to get to go further down into it.

(on some of the things he's learned from previous quarterbacks he's worked with that he wants to bring to help Will Levis)

Yeah, I've been incredibly fortunate to be around great players. And those guys all bring something different and unique. When you talk about Peyton Manning and his incredible ability to prepare, the attention to detail that he brought every single day, the intensity that he went about his job. He shows—those years I was with him, showed me what it was like to be—what a great quarterback should look like. And not everybody's going to be him, and nor is anybody expected to be. But the foundation of how he went about his business was pretty incredible. And I've taken that everywhere I've gone. As far as the work ethic involved, the attention to detail involved, those things are really important. Obviously, Matthew's (Stafford) a great player in his own right. And I learned that Matthew was very different from Peyton, but they were also great players. And you let those players be themselves. I didn't try to make Matthew do anything that he didn't want to do. He's not Peyton Manning, their personalities are different, but they're both great players. And what I learned; Matthew was an incredibly tough player. I've never seen a locker room rally around a player like him the way that they did when I was with him in Detroit. He's one of the toughest competitors I've ever been around. And so you see these traits everywhere you go, and you start to realize what it takes for quarterbacks to be successful. And I feel like I've got a lot of guys I've been around. Joe Burrow, obviously. Been around a different version of Joe. I got Joe as a young player. A lot of these guys were veteran players when I was around them. And Joe's a remarkable, remarkable player. He's got a great feel for the game. And so to have an environment as a young player where he was growing, and having conversations about what he liked and didn't like, really helped me learn how to be flexible with the approach for those players and put them in position to do well. As far as how they go about their daily routine, what they like conceptually and schematically, those conversations in that in the quarterback room are able to help foster, hopefully, a lot of success.

(on his general offensive philosophies)

I think the biggest thing that we want to do to start is put the players we have in great position. Let them be able to find their roles, define what those roles are for them and put them in the matchups that we feel are to our advantage. That's a very broad, general, offensive philosophy. But that's sort of the starting point. We want to be great at detail in the passing game, route definition, route spacing. Want to be able to complete balls at a high

2023 RECAP

DRAFT

TEAM NOTES

PLAYER NOTES

STATISTICS

ROSTERS

PRESS CONFERENCE TRANSCRIPT



percentage. That's always going to be the goal. The run game, we still want to be physical. Don't get that part twisted. That's part of the Titans identity for a long time and it will continue to be. We'll be a physical football team, and we'll be able to run the ball the way we need to win football games. But that's probably the best way I could say it without going too far in the weeds.

(on what the key has been to maximize what a quarterback can do)

Communication. Being able to hear what quarterbacks are comfortable with, what they like. The offense is always going to have enough plays. There's always going to be enough scheme. And so, you want to know what the quarterbacks feel great about. And Jake (Browning) was incredible with his ability to communicate what he liked, we put it in. We'll put those things in for him so he could have success. And that's part of what fosters a great quarterback room is the communication between myself, the coordinator, quarterbacks coach, and the quarterbacks in the room, is knowing what they like and what they do well. We try to do as much of that as possible. So, if a quarterback says, 'I don't like something,' we're not going to use it, we're not going to call it. And that to me is the most critical part. If you have great feedback, and great rapport and a great relationship with those guys, they'll do a great job of giving you the information you need to help them and put them in position to be successful. And Jake was fantastic at it and obviously led to quite a bit of success.

(on what his defensive philosophy is)

There's a lot of things you can talk defensively. We're working through what that's going to look like for us by the types of people we're going to bring in. But at the end of the day, you got to have a very flexible and adaptable defense. You still have to be physical. You still have to run and hit. You have to tackle well. You have to force errors. There's a lot of things you can do that in the covered structure game and the pressure package game, where it makes it really hard on an offense. And so I know it gives me problems. I know the hard defenses to game plan against, and those are the things that I'm looking for in the style of defense we're going to play. Without getting too far down a bunch of characteristics that don't mean much until we put the pads on. But that's what I look for is what makes it hard for me as an offensive coach. That's the style of defense that I'm looking for.

(on if wants a 3-4 defense)

There are multiple nowadays. Five-man fronts are part of football. Whether you're a 3-4, whether you're an under front, there's going to be those types of players. Everything about the way the structure of the defense is built here is going to be pretty similar, as a starting point. But I hesitate to put labels on what and how we're going to do it at this point.

(on how much player feedback has informed his growth and development)

It's a critical part of it. I think players, they're the ones out there doing it

and you want to put them in great position. So, you want to know what they like, what they think. A lot of times players have great ideas. They come to the sideline in the game, and have a suggestion, and usually when they feel really confident about it, it tends to work. And that's part of the communication that's involved from player-to-player, from coach-to-player. You have to have those guys feel like they're in a place where they can say what they need to say. And you don't listen to everything. It's not always exactly—not everything they suggest works every time. But you want an environment where they feel like they can do that and feel like they can have input into what's going on because they're the ones that have to go out and do it. And so, if a player says, 'I don't understand this. How come we don't do it this way?' Well, it's my job to explain why. And then if he still doesn't understand it, I ask him, 'well, what do you think about it?' You can have a good dialogue, and it's a lot of times you're able to find a great solution to whatever the problem is you're trying to solve.

(on how he would describe his teaching and coaching style)

My coaching style is consistent. My demeanor is pretty consistent. I pride myself on being a great teacher. That's first and foremost as a coach. That's all you really care about is, how well can you teach and articulate to the players what they need to do. I have plenty of intensity. I have a pretty laid-back demeanor most times, as you guys will see, but when it's time to make corrections and bring the energy as necessary, I can do that. But my coaching style is a teaching coaching style. We're trying to make sure that our guys know exactly what to do, how to do it, and can go execute at a really high level and as fast as humanly possible.

(on how he plans to fix the protection issues)

There's a lot of things that go into protection. Some of it starts with as simple as you got to go win. You got to win versus tight coverage. Protection is an everybody problem. The quarterback's got to get rid of the ball on time. They have to work through progressions quickly. So to say that it's a specifically the offensive line needs to fix the protection problem, I don't agree with that. I think it's a holistic offensive issue if you have protection problems. There's a lot of ways you can help weaknesses, highlight strengths and everybody's involved in the process. As far as profiles of offensive linemen and players, obviously you're looking for the guys that are great at pass-pro. You're looking for guys that can anchor, guys that got great length. We'll talk about all the traits at a later date. But schematically you can help a ton. You can chip, you can bang edges. Back's got to be fantastic in pass protection. They got to know who to block and how to block them. So, it's a holistic offensive issue. So, our job is to find a way to make sure everyone knows all the specifics of what we're trying to get done, and then they can technically go execute it.

(on if he will be the offensive play caller)

Yes, I will be.

(on how big of a transition he expects that to be)

Not a big one at all. The way we've worked in Cincinnati, very collaborative. I've been with Zac (Taylor) for five years. Working with him as the primary play caller and me as the offensive coordinator. I feel really great about the process. Part of that is bringing in great people to help me. And that's a huge part of our next couple of weeks is finding those people. Because when you have an offensive staff that you trust and guys do a great job with their areas of expertise, our third down, our red zone, by the time you get to Sunday, the game plan is mainly set. Now where guys earn their stripes is when you have to adjust and adapt the mid-flow of a game, and that's where you have to have great people involved in a game plan. But I don't see it as a big adjustment. It's going to be a collaborative approach on offense. And we're going to make sure we get the best plays and put our players in the best position. So, I'm excited about that part and I'm excited to get a good staff put together.

(on what the first conversation was like with his dad after accepting the job)

It was cool. It was cool. I think I asked him; I don't know how many fathers and sons have been head coaches in the NFL. I don't think it's many. And that's a really—I think it's a very prideful thing for him to be associated with him and I. I just, you know, it's been a lot—you live this lifestyle, and there's a lot of ups and downs, and there's a lot of adversity that comes your way in

PRESS CONFERENCE TRANSCRIPT

coaching. And so just the fact that I've been able to stand up here and he's been able to do the same thing, for me that's a huge honor. Obviously, you want to be like your dad, you know?

(on what the most important thing he learned over the past five years in Cincinnati that made him feel he was ready to be a head coach)

That's a good question. The greatest thing about Zac (Taylor), for me and my experience in Cincinnati, was he was an open book. And so, I was involved in a lot of the things that came across his desk, a lot of conversations, very involved in the scouting process in Cincinnati, as a lot of you know. So just seeing all of those processes work over five years, seeing the pitfalls and problems where the landmines can be, his allowing me that access to those conversations has been huge. I walk into this role today, and I'm sure there'll be plenty of surprises, but I feel very confident that I'm prepared for it. And it's because of his allowance and access to what occurred on a daily basis. He would often come by and say, 'Hey, you should think about this for a second and write this down for when you're doing this. Here's how you should handle it.' So just incredible, incredible investment in me, to help me grow. And again, I feel because of all those experiences, I'm kind of uniquely positioned for my first time doing this. I feel really good about it.

(on what it was about this specific job that attracted him)

It felt just like the place that I was at, and I mean that in the most complimentary way possible, because I loved being there. You felt the atmosphere here, you felt the intensity, you felt the want to be great. I walked in here on Monday for my interview and that's one of the things that stood out, is there's a lot of passionate people here that want the Titans to be a great football team and a great organization. And I felt like that's where I want to be. I want to be a part of that. I want to be with people like that. And that's the highest compliment I can pay, is that I walked in immediately and I didn't even have to do anything. There was nothing about the football part that I even cared about. It was the people and the people in place here that made me feel like, this was a perfect fit for me.

(on what he felt the most important things were during the interview process the Titans wanted out of this)

I guess that might be a question for them. I think they want to—I think Ran (Carthon) said it before, and I believe it really to my core, is they want a partnership. I think Ran and I are going to build a great one, that I don't have any doubt about. And so that to me is the starting point, is the personalities to mesh and fit and build a partnership with a vision towards building a football team that's got the ability to have sustained success. And I can't answer more of that, maybe they can chime in. But that, to me was the biggest part, is that we're forming a partnership and a relationship that we're going to work really hard together. I love Ran's line; you say it one more time Ran about hunting. Hunting at the same time isn't the same as hunting together. And, yeah, we're going to hunt together.

(on what the process is going to be like to hire his staff)

Yeah, we're going to take our time. We'll be patient. We have people in mind. There's people we're going to talk to. We're not in a rush. We can talk to as many people as we like. As those things come more into a clearer focus, as I actually get to go sit in my office and work, you guys will hear more about it. But the process won't be rushed. We're going to get the right people. We're going to find great teachers. We're going to find people of high character, find great communicators and guys that coach with great energy and passion. And so that's what we're looking for. And we hope to find them. We're going to leave no stone unturned to find those guys.

(on how he will go about holding each coach and player to a high standard)

You have to define them. You have to define what the standard is. A lot of that has to do with execution. The way I like to say it is, be where you're supposed to be when you're supposed to be there. And so, as you show guys what the standard is, what the expectation is, the easiest way to do it is if they don't meet it, is to show what that looks like. This isn't what we're looking for. This isn't what we want. You can be very clear and very demanding without having to go jumping through hoops and having the fire raging from your head. But it's pretty simple. Here's what the standard is. Here's the expectation. And then when it's not being met, make sure that we're coaching and teaching where we've fallen short. That to me is the

easiest way to describe how you keep people accountable and you hold people to a high standard.

(on getting on the Cincinnati offense during the bye week last year and how he knows when to call out his players and when to pull back)

It's a just a feel. Again, the biggest part of it is making sure you've built strong relationships with the players. And so, you know that they receive those criticisms and coaching points and whatever messaging you deliver them. My messaging is usually pretty similar to how I'm speaking right now. But there's a time and a place where that messaging might need to be a little firmer. It might need to be a little more colorful. And you know, based on where your team is at, when that might be necessary. Again, I've known a lot of those guys in Cincinnati for a lot of their careers. Some of those guys I'd been with for five years, some for four. So I feel really confident in where I felt they were in that moment and their ability to receive the message and sometimes there's a place for that. I felt like that was the right time and it certainly felt like it was. We just had played a really sloppy game the week before and didn't execute. Again, same thing, the standards weren't being met. And so, the idea is to make sure we hold everybody to the same standard and a high one. So, I felt like it was a time and place for that.

(on how growing up with a father that was a coach helped him learn to be a teacher and a leader)

You learn probably more by osmosis, just watching people, and then you reflect back and you realize that maybe you were learning something along the way. I'm not going to sit here and tell you that I was learning a lot about leadership at 14 years old. I was sitting in Jon Gruden's quarterback meetings, and I was just more in awe of the players there and listening to Jon talk. But I reflect back on those moments a lot, and there's things that you learn about how people handle it, how they speak, that you hopefully take bits and pieces of. It's just been a lifelong journey of doing that. And so, I can't point to anything specific necessarily, but it certainly helped me be around this game for a long time. I feel like I don't really know any other way or any way of life other than football. So, yeah, that's the best way to put it.

(on if he's thought about what it would be like to interview his dad for a job)

No, I have not. I don't know how many sons have interviewed their fathers for jobs, but no, I haven't given much thought to that.

(on if his dad is on his list for a possible spot on his staff)

He's under contract. There's nothing I can say to that either way.

(on how he will use analytics to inform scouting decisions, game plan decisions and in-game decisions)

Analytics, I think it's a term that's a broad-stroke term. But there's a lot of details that go into it, a lot of different ways it fits. At the end of the day, you're using hard concrete data to help inform decision making and that's great. The more smart people, the more information that you're given, the better decisions you can make. And so, that's always going to be a part moving forward. I believe in that information. I believe in that data. And again, the game-management part, the statistical analysis, all those things, play a huge role in how we're going to build our organization. And they're important and it matters. So, I believe in it.

(on how much having a young, potential franchise quarterback in place was an attraction to this job)

Yeah, that part is attractive. I thought that Will (Levis) was a really good player coming out of college, and I thought when you watch him play this year, you saw, really, growth. I mean, you saw him learn. The NFL is hard. It's hard on quarterbacks. It's particularly hard on young ones. And so, I saw a lot of really positive things, some of the throws, some of his competitive instincts that he put on tape, were really impressive. And so, I'm excited to dive more into that and how can he get better from year one to year two and keep putting him in position to have success so we can score some points on offense.

(on the qualities he values most at the wide receiver position)

Selfless. That's a big part. You got to have selfless guys. They're a huge part of the run game. They run routes to get other guys open. They work in

PRESS CONFERENCE TRANSCRIPT

tandem together. And so, that's an important part. That's a characteristic. As far as physical traits go, you want guys that are big, strong, fast and can catch. That's a pretty easy way to go about it. The more of those guys you have, the better you're going to be. I'll tell you what's great about—and this is a huge compliment to those receivers in Cincinnati. Incredibly selfless, love playing together, know that the ball can go anywhere. And so, they never complained, not once about who was getting catches or who was getting targets. They knew that at some point it would come for them. And so, they just did their jobs every day. They practiced really hard. I thought that was the one thing that was really impressive about that group of players is their practice intensity. They really did get after it. And then that's why we were good is because of the way that they practiced. So, I don't know if I'm kind of on a tangent there, I apologize. But I hope that answers your question.

(on if anything from working with a young quarterback like Joe Burrow will transfer when working with Will Levis)

It was a great process to go through. I think, and again, even with Jake (Browning) making his first couple starts in the NFL even though he had been in league a few years. Those processes you learn a lot from. You learn how to put the game plan together that suits them. You learn how they learn, and you learn what they like to do and how do you highlight those things. And then while you highlight those things, how do you work on the weaknesses with it? So, I learned a lot from being a part of Joe's (Burrow) development from day one to now. Obviously, he's a great player and a lot of that development, he played a large part in as well. So, those guys are impressive people to be around. But you take the lessons of how you coach that and you look back and go, was that good or bad? And I think a lot of it was good. There's some things that I would do differently that I'm looking forward to doing more as I get going with Will (Levis).

(on lessons that you took away from the leaner years early in Cincinnati about what it takes to turn things around and get things back on a good trajectory)

That's a fantastic question. A lot of adversity in those early years. We didn't quite have the roster to compete with some of the teams we were playing against. But we saw, in those dark days, the core of what our team was going to be. There's a lot of players there in that first and second season that are still there now and that were there for sort of the glory of it. But I learned that when that adversity strikes, consistency—Zac (Taylor) was an incredibly consistent leader. We just kept hammering the message and we believed in what was happening even though the wins weren't taking place. There wasn't the tangible evidence that this is what's happening, but we felt it, we saw it in the locker room. We knew, at some point, as we kept building our roster, that we were going to be a really good football team. Our players believed it, our coaches believed it and those are good lessons to be through some of those lean years. 0-11 was not a fun place to be. But we learned a lot from it. And really the foundation of what our team became two years later, was a lot of guys that went through that process. So you learn a lot about people. When things are tough. We learned a lot about the guys on that football team, and there was a lot of them that were incredibly high-character, love playing football and they helped us get out of those times as well. So, you learn the most when things aren't going very well. Everyone can be positive when you're winning a bunch of football games. So yeah, those are probably credible, intense learning experiences for me.

(on a constant he wants his teams to be known for year-in and year-out)

Resilient and relentless. I think that's the easiest way to say it. You want your team to have those two qualities and if you have those things, if you're resilient and you can handle the ups and downs, and you can handle the good and the bad, and you're relentless in how you approach every day at work, every day at practice, every game you play, your results, they'll come. And, if you turn on the tape and you look at the Tennessee Titans, I hope those are the two words that come to mind.

(on his approach to balance on offense and how that affects his ability to adapt and adjust in-game)

It really depends on the game. I think there's games where you may end up running the ball for a bunch of yards and you're lopsided in run. There's games where it's hard to run the football and you may push into the passing game. Really, at the end of the day, you try to be as balanced as you can be. Virtually, whatever it takes to win that Sunday. And that's the best way I can say it. I don't worry too much about balance in that regard, because we're trying to win and whatever it takes us Sunday to win, we're going to do. You want to be balanced, that's ideal. You want to have a great marriage of your run and pass game, you want to have a great play-action game to marry with your screen game, and you want to be able to throw the ball in the moments that everyone knows you have to throw it. In third downs, red zone, two-minute to go win a game. You have to execute in all those situations to win a football game. And so, the balanced part is important to some degree, but ultimately, it's going to be whatever it takes to win.

(on balancing being a new coach, calling plays and overseeing three phases of the game and how that will inform how he goes about putting his staff together)

To me, it's all about hiring the right people and people that you trust. People that can do their jobs at a very high level. That's a mix of veteran coaches, having guys that have been around. Having good energy in younger coaches, guys that bring new ideas, out-of-the-box thinking. Those things are all important when you build staff. As far as my role, I'm going to take it every day as it comes, and I'm going to learn a lot as we go. But I feel really confident in my ability to handle all the different parts that are asked of me on a day-to-day basis, as a play caller, as a head coach, as an offensive head coach overseeing a defense. And so, I'm incredibly confident in my ability to do that. So, that's probably the best way I can say it.

2023 HONORS

2023 Titans Team Captains (Seasons as Titans Captain)

LB Azeez Al-Shaair (1)
C Aaron Brewer (1)
LS Morgan Cox (1)
RB Derrick Henry (4)
DT Jeffery Simmons (3)
QB Ryan Tannehill (4)

Pro Bowl (Number of Pro Bowls with Titans, Total Career Selections)

RB Derrick Henry (4, 4)

PFWA ALL-AFC TEAM

RB Derrick Henry

Titans Walter Payton Man of the Year

DT Jeffery Simmons

Ed Block Courage Award

OL Dillon Radunz

Eddie George Good Guy Award

OL Daniel Brunskill

AFC Player of the Week

Week 2—Special Teams: K Nick Folk
Week 12—Special Teams: P Ryan Stonehouse
Week 14—Defense: Harold Landry III

FedEx Ground Player of the Week

Week 18—RB Derrick Henry

NFL Rookie of the Week

Week 8—QB Will Levis

NISSAN STADIUM

In 2015, the Titans and Nissan North America announced the formation of an exclusive naming-rights partnership that rebranded Nashville's downtown stadium as Nissan Stadium.



Eight years later, on Nov. 17, 2023, the Titans and Nissan North America announced a new agreement: a 20-year, exclusive naming-rights partnership that brands the new Titans home venue as 'Nissan Stadium.'

Slated for completion in 2027, the new Nissan Stadium will host Titans home games, Tennessee State University football games, concerts, large-scale events and other community events.

"This partnership is a natural extension of our already longstanding friendship with Nissan," said Burke Nihill, Titans President and CEO. "Our mission at the Titans is to Win, Serve, and Entertain. We pride ourselves on collaborating with organizations who love this city and state as much as we do, and for the past 40 years, Nissan has invested more than \$10.5 billion statewide, serving as a great example of an outstanding corporate steward and community advocate. We look forward to the continued positive impact of this relationship for the Titans organization and the City of Nashville."

"Since 2015 our fans and organization have called our home 'Nissan Stadium,' and we are proud to continue that tradition in the new stadium as we deepen and expand our relationship with them," said Titans Chief Revenue Officer Adam Nuse. "The new stadium will host the world's largest events, as well as serve as a community hub for our local neighbors. We're excited to have a partner like Nissan embark on this journey with us as we look towards the future."

The partnership will feature dedicated areas in the new stadium for brand experiences and displays, innovative technology integration, and involvement in Titans broadcast platforms. Nissan also will support a to-be-determined program in the Titans' ONE Community philanthropic platform, which reaches Nashville's most underrepresented and marginalized communities with a focus on three areas – Opportunity, Neighborhoods and Education.

"Nissan Stadium is a centerpiece of the Nashville skyline and has become a household name in Middle Tennessee. It is important for Nissan to keep our name on the new stadium," said Jérémie Papin, chairperson, Nissan Americas. "As more people come to Nashville both to visit and to live in this wonderful city, Nissan Stadium is true showcase for our brand and for the career opportunities we've offered here for more than four decades. This partnership sends a strong message about the bright future for Nissan, the Titans, Nashville and the State of Tennessee."

Nissan's ever-growing footprint in Tennessee includes vehicle and powertrain manufacturing facilities in Smyrna and Decherd respectively, along with its North American headquarters in Franklin. Nissan is home to more than 11,000 employees across all three locations.

"Nissan has been a strong partner to middle Tennessee for four decades, and I'm thrilled that the Titans have united with a partner that invests in our community and its people," said Nashville Mayor Freddie O'Connell. "The familiarity and trust they've established with the Titans in the last eight years will undoubtedly be a great asset as we plan for the stadium's opening in 2027."

The new Nissan stadium will be built on the east side of the current stadium campus, along Nashville's East Bank. Features of the building include: a circular translucent roof; exterior porches with panoramic views of Nashville; improved sightlines for all spectators through a range of diverse



seating experiences; and a 12,000 square foot community space available for use year-round. A waitlist for those interested in purchasing PSLs or suites is now open at NewNissanStadium.com.

Titans/Oilers all-time regular-season record by home venue:

| Stadium | Seasons | W-L-T | Pct. |
|-----------------------------------|------------------|-----------------|-------------|
| Jeppesen Stadium | 1960-1964 | 25-11-0 | .694 |
| Rice Stadium | 1965-1967 | 11-10-0 | .524 |
| Astrodome | 1968-1996 | 113-103-2 | .523 |
| Liberty Bowl | 1997 | 6-2-0 | .750 |
| Dudley Field (Vanderbilt Stadium) | 1998 | 3-5-0 | .375 |
| Nissan Stadium | 1999-2023 | 115-86-0 | .572 |

NISSAN STADIUM RECORD WHEN ...

The Titans at Nissan Stadium (1999-present):

| | Games | Record | Pct. |
|-----------------|------------|---------------|-------------|
| Regular Season | 201 | 115-86 | .572 |
| Postseason | 6 | 2-4 | .333 |
| Combined | 207 | 117-90 | .565 |

| Record When ... | Reg. Season | Playoffs |
|---------------------------|-------------|----------|
| September | 23-17 | |
| October | 28-21 | |
| November | 26-19 | |
| December | 34-28 | |
| January | 4-1 | 2-4 |
| Thursday | 5-4 | |
| Friday | 0-1 | |
| Saturday | 2-2 | 2-2 |
| Sunday | 100-76 | 0-2 |
| Monday | 7-3 | |
| Tuesday | 1-0 | |
| Against own division | 45-36 | 0-1 |
| Against AFC | 83-66 | 2-4 |
| Against NFC | 32-20 | |
| Overtime games | 8-8 | 1-0 |
| In primetime | 14-12 | |
| Temperature 80+ | 8-6 | |
| Temperature <40 | 10-11 | 1-2 |
| Titans score 20 points | 95-35 | 2-0 |
| Titans score 30 points | 39-6 | 1-0 |
| Titans allow <20 points | 73-15 | 1-2 |
| Titans allow <10 points | 17-0 | |
| Titans net 300 yards | 85-51 | 1-3 |
| Opponents net <300 yards | 54-13 | 1-2 |
| Titans commit 0 turnovers | 39-13 | |
| Titans force 2 turnovers | 72-26 | |

WINNING AT HOME

Since the 2016 season, the Titans have been one of the NFL's most successful teams at home. From 2016 through 2023, their 41-25 record at home was the league's 12th-best mark.

Highest winning percentage in home games (regular season) since 2016:

| Team | Wins | Losses | Ties | Win Pct |
|-----------------------------|-----------|-----------|----------|-------------|
| 1. Kansas City Chiefs | 49 | 17 | 0 | .742 |
| 2. Green Bay Packers | 47 | 17 | 1 | .731 |
| 3. Dallas Cowboys | 47 | 18 | 0 | .723 |
| 4. Buffalo Bills | 45 | 21 | 0 | .682 |
| Baltimore Ravens | 45 | 21 | 0 | .682 |
| 6. Pittsburgh Steelers | 44 | 21 | 1 | .674 |
| 7. Philadelphia Eagles | 42 | 22 | 1 | .654 |
| 8. Miami Dolphins | 43 | 23 | 0 | .652 |
| 9. New Orleans Saints | 41 | 24 | 0 | .631 |
| Seattle Seahawks | 41 | 24 | 0 | .631 |
| Minnesota Vikings | 41 | 24 | 0 | .631 |
| 12. Tennessee Titans | 41 | 25 | 0 | .621 |

TITANS/OILERS ALL-TIME RECORD

| | W | L | T |
|--------------------------|------------|------------|----------|
| Regular Season: | 476 | 501 | 6 |
| Home | 273 | 217 | 2 |
| Road | 203 | 284 | 4 |
| As Titans (1999-present) | 209 | 194 | 0 |
| As Oilers (1960-1998) | 267 | 307 | 6 |
| Postseason: | 17 | 23 | 0 |
| Home | 6 | 7 | 0 |
| Road | 11 | 15 | 0 |
| Super Bowl (XXXIV) | 0 | 1 | 0 |
| As Titans (1999-present) | 8 | 10 | 0 |
| As Oilers (1960-1998) | 9 | 13 | 0 |

All-time playoff appearances by the Oilers/Titans: 1960, 1961, 1962, 1967, 1969, 1978, 1979, 1980, 1987, 1988, 1989, 1990, 1991, 1992, 1993, 1999, 2000, 2002, 2003, 2007, 2008, 2017, 2019, 2020, 2021

All-time division titles by the Oilers/Titans: 1960, 1961, 1962, 1967, 1991, 1993, 2000, 2002, 2008, 2020, 2021

WINNING CLOSE GAMES

During the past six seasons, no NFL team has more wins than the Titans in games decided by three points or less. From 2018 to 2023, they won 18 games by three points or less and had a .581 winning percentage in such contests (18-13). Their 31 total games decided by three points or less was the second-highest total in the NFL behind only the 36 games by the Los Angeles Chargers.

Most wins in games decided by three points or less, 2018–2023:

| Team | W | L | T | Win% |
|-----------------------|----|----|---|-------|
| 1. Tennessee Titans | 18 | 13 | 0 | 0.581 |
| 2. Seattle Seahawks | 17 | 10 | 0 | 0.630 |
| 3. Cleveland Browns | 16 | 10 | 1 | 0.611 |
| 4. Kansas City Chiefs | 15 | 10 | 0 | 0.600 |
| Green Bay Packers | 15 | 9 | 1 | 0.620 |
| New Orleans Saints | 15 | 10 | 0 | 0.600 |
| Los Angeles Chargers | 15 | 21 | 0 | 0.417 |
| 8. Baltimore Ravens | 14 | 13 | 0 | 0.519 |
| Houston Texans | 14 | 12 | 1 | 0.537 |
| 10. (five tied) | 13 | | | |

OFFENSIVE SNAPS BY ROOKIES, WEEKS 8-18

From rookie quarterback **Will Levis'** debut in Week 8 of the 2023 season through the end of the campaign, the Titans led the NFL in offensive snaps by rookies. Collectively, Titans rookies played 2,072 offensive snaps over the final 11 weeks of the NFL season. The next-closest total was 1,816 rookie offensive snaps by the New York Jets.

During that span, Titans rookie left guard **Peter Skoronski** played 658 offensive snaps. Levis was second with 506 snaps, followed by running back **Tyjae Spears** (360), tackle **Jaelyn Duncan** (352), tight end **Josh Whyte** (92), offensive lineman **John Ojukwu** (64) and wide receiver **Colton Dowell** (35).

Most total offensive snaps by rookies in 2023, Weeks 8-18:

| Team | Offensive Snaps by Rookies |
|--------------------------|----------------------------|
| 1. Tennessee Titans | 2,072 |
| 2. New York Jets | 1,816 |
| 3. Green Bay Packers | 1,739 |
| 4. Carolina Panthers | 1,669 |
| 5. Houston Texans | 1,507 |
| 6. Chicago Bears | 1,428 |
| 7. Arizona Cardinals | 1,372 |
| 8. Los Angeles Rams | 1,367 |
| 9. Seattle Seahawks | 1,358 |
| 10. Tampa Bay Buccaneers | 1,292 |



TOP RUSHING OFFENSES SINCE 2018

Since 2018, the Titans have had one of the NFL's most productive rushing offenses. From 2018 through 2023, their 134.5 rushing yards per game ranked second in the NFL behind only the Baltimore Ravens (168.4).

NFL's top-ranked rushing offenses from 2018 to 2023 (yards per game):

| Team | Rush Yards Per Game |
|------------------------|---------------------|
| 1. Baltimore Ravens | 168.4 |
| 2. Tennessee Titans | 134.5 |
| 3. Cleveland Browns | 132.8 |
| 4. San Francisco 49ers | 131.4 |
| 5. Philadelphia Eagles | 130.8 |
| 6. Buffalo Bills | 126.7 |
| 7. Chicago Bears | 126.0 |
| 8. Seattle Seahawks | 125.5 |
| 9. Indianapolis Colts | 124.3 |
| 10. Dallas Cowboys | 123.6 |

RED ZONE SUCCESS SINCE 2019

During the last five seasons, the Titans fielded the NFL's most efficient offense in the red zone. From 2019 to 2023, they had 171 touchdowns in 260 possessions inside their opponent's 20-yard line for a league-best 65.8 percent rate.

During the 2019 campaign alone, they scored touchdowns on 75.6 percent (34 of 45) of their drives inside the opponent's 20-yard line to lead the league. That was the third-best figure in the NFL since 1991 and the highest since the 2013 Denver Broncos (76.1 percent).

Top red zone offenses (touchdown percentage) from 2019–2023:

| Team | RZ Drives | Touchdowns | TD Pct. |
|-------------------------|-----------|------------|---------|
| 1. Tennessee Titans | 260 | 171 | 65.8% |
| 2. Philadelphia Eagles | 280 | 178 | 63.6% |
| 3. San Francisco 49ers | 301 | 185 | 61.5% |
| 4. Detroit Lions | 272 | 167 | 61.4% |
| 5. Buffalo Bills | 312 | 191 | 61.2% |
| 6. Minnesota Vikings | 283 | 173 | 61.1% |
| Green Bay Packers | 298 | 182 | 61.1% |
| 8. Cleveland Browns | 259 | 157 | 60.6% |
| 9. Tampa Bay Buccaneers | 281 | 170 | 60.5% |
| Los Angeles Rams | 286 | 173 | 60.5% |

GOAL-TO-GO SINCE 2019

From 2019 through 2023, the Titans were the most efficient NFL team in scoring in goal-to-go situations. Over that time period, they reached the end zone 111 times in 129 total goal-to-go possessions for a league-best rate of 86.0 percent.

Since 2000, the Titans own the best two single-season goal-to-go percentages in the NFL. The 2020 squad established the best mark in that period with a 94.1 percentage (32 of 34), followed by 93.8 percent in 2022 (15 of 16).

Best goal-to-go touchdown efficiency from 2019–2023:

| Team | Poss | TD | Pct |
|-------------------------|------|-----|-------|
| 1. Tennessee Titans | 129 | 111 | 86.0% |
| 2. Green Bay Packers | 148 | 115 | 77.7% |
| 3. Seattle Seahawks | 126 | 97 | 77.0% |
| 4. Philadelphia Eagles | 169 | 130 | 76.9% |
| 5. Detroit Lions | 152 | 116 | 76.3% |
| Cleveland Browns | 139 | 106 | 76.3% |
| 7. Los Angeles Rams | 163 | 124 | 76.1% |
| 8. Tampa Bay Buccaneers | 175 | 133 | 76.0% |
| Kansas City Chiefs | 183 | 139 | 76.0% |
| 10. Buffalo Bills | 163 | 123 | 75.5% |

RUSHING DEFENSE SINCE 2021

Since the beginning of the 2021 season, the Titans have had one of the NFL's stingiest defenses against the run.

From 2021 through 2023, the Titans allowed a total of four individual 100-yard rushers—one each season in 2021 (Jacksonville's **James Robinson**) and 2022 (New York Giants' **Saquon Barkley**) and two in 2023 (Indianapolis' **Zack Moss** and Houston's **Devin Singletary**).

In 2022, the Titans led the NFL in rushing defense for the first time since 2003. They allowed only 1,307 total rushing yards in 17 games for a league-best average of 76.9 yards per contest.

In 2021, the Titans placed second in the NFL in rushing defense. Their opponents rushed for an average of 84.6 yards per contest. Only the Baltimore Ravens (84.5) defense allowed fewer yards on the ground.

Top rushing defenses from 2021 to 2023 (yards per game):

| Team | Opp Rush Yards | Per Game |
|-------------------------|----------------|----------|
| 1. Tennessee Titans | 4,576 | 89.7 |
| 2. San Francisco 49ers | 4,606 | 90.3 |
| 3. Baltimore Ravens | 4,862 | 95.3 |
| 4. Tampa Bay Buccaneers | 5,245 | 102.8 |
| 5. Miami Dolphins | 5,268 | 103.3 |
| 6. New England Patriots | 5,480 | 107.5 |
| 7. Los Angeles Rams | 5,526 | 108.4 |
| 8. Buffalo Bills | 5,419 | 108.4 |
| 9. Philadelphia Eagles | 5,660 | 111.0 |
| 10. Cincinnati Bengals | 5,593 | 111.9 |

THIRD-DOWN DEFENSE SINCE 2021

The Titans have fielded one of the NFL's best third-down defenses since the start of the 2021 season. From 2021 through 2023, they allowed 243 conversions on 666 attempts for a rate of 36.5 percent, which ranked fifth in the NFL.

Top third-down defenses from 2021 to 2023:

| Team | Opponents Third-Down... | | |
|-------------------------|-------------------------|------|-------|
| | Att | Conv | Pct |
| 1. Baltimore Ravens | 660 | 234 | 35.5% |
| 2. Buffalo Bills | 637 | 227 | 35.6% |
| 3. Cleveland Browns | 664 | 238 | 35.8% |
| 4. Dallas Cowboys | 665 | 242 | 36.4% |
| 5. Tennessee Titans | 666 | 243 | 36.5% |
| 6. New York Giants | 647 | 242 | 37.4% |
| 7. Denver Broncos | 647 | 243 | 37.6% |
| 8. New England Patriots | 689 | 260 | 37.7% |
| 9. New Orleans Saints | 699 | 264 | 37.8% |
| 10. Indianapolis Colts | 674 | 259 | 38.4% |
| Kansas City Chiefs | 645 | 248 | 38.4% |

RED-ZONE DEFENSE IN 2023

With opposing offenses in the red zone, the Titans defense was the best in the NFL during the 2023 season. The defense allowed opponents to score touchdowns on 23 of 61 drives inside the 20 for an NFL-leading rate of 37.7 percent.

Top red-zone defenses (touchdown percentage) in 2023:

| Team | Opp. RZ Drives | Opp. Touchdowns | Opp. TD Pct. |
|-------------------------|----------------|-----------------|--------------|
| 1. Tennessee Titans | 61 | 23 | 37.7% |
| 2. Baltimore Ravens | 49 | 20 | 40.8% |
| 3. Tampa Bay Buccaneers | 54 | 23 | 42.6% |
| 4. Atlanta Falcons | 53 | 24 | 45.3% |
| 5. Pittsburgh Steelers | 50 | 23 | 46.0% |
| 6. New England Patriots | 52 | 24 | 46.2% |
| 7. New York Jets | 49 | 24 | 49.0% |
| 8. Kansas City Chiefs | 50 | 25 | 50.0% |
| 9. Green Bay Packers | 57 | 29 | 50.9% |
| 10. New Orleans Saints | 47 | 24 | 51.1% |

With their performance, the Titans had a better single-season red-zone percentage on defense than all but two teams in the previous 10 seasons. Since 2014, their red-zone defense ranked third behind only the 2015 New York Jets (35.0 percent) and the 2017 Los Angeles Chargers (36.1).

Best single-season NFL red-zone defenses (touchdown percentage) in the past 10 seasons (2014–2023):

| Team | Season | Opp Red Zone Drives | TDs Allowed | TD Pct |
|-------------------------|--------|---------------------|-------------|--------|
| 1. New York Jets | 2015 | 40 | 14 | 35.0% |
| 2. Los Angeles Chargers | 2017 | 36 | 13 | 36.1% |
| 3. Tennessee Titans | 2023 | 61 | 23 | 37.7% |
| 4. Kansas City Chiefs | 2014 | 54 | 21 | 38.9% |
| 5. Denver Broncos | 2019 | 46 | 18 | 39.1% |
| 6. Jacksonville Jaguars | 2017 | 28 | 11 | 39.3% |
| 7. New York Giants | 2016 | 43 | 17 | 39.5% |
| 8. Minnesota Vikings | 2017 | 40 | 16 | 40.0% |
| 9. Baltimore Ravens | 2023 | 49 | 20 | 40.8% |
| 10. St. Louis Rams | 2015 | 48 | 20 | 41.7% |

The defense finished 2023 with the team's best red-zone performance in its "Titans era," which began in 1999. The previous best mark during that stretch was held by the 2010 squad, which allowed 26 touchdowns on 63 opponent drives inside the 20 for a rate of 41.3 percent.

Best Titans red-zone defenses (touchdown percentage), 1999–2023:

| Season | Opp Red Zone Drives | TDs Allowed | TD Pct |
|----------|---------------------|-------------|--------|
| 1. 2023 | 61 | 23 | 37.7 |
| 2. 2010 | 63 | 26 | 41.3 |
| 3. 2003 | 41 | 18 | 43.9 |
| 4. 2018 | 47 | 21 | 44.7 |
| 5. 2008 | 43 | 20 | 46.5 |
| 6. 2000 | 30 | 14 | 46.7 |
| 7. 2011 | 48 | 23 | 47.9 |
| 8. 2001 | 56 | 27 | 48.2 |
| 2017 | 56 | 27 | 48.2 |
| 10. 1999 | 47 | 24 | 51.1 |

AUTRY AND LANDRY LEAD SACK SURGE

Led by **Denico Autry's** 11.5 sacks and **Harold Landry III's** 10.5 sacks, the Titans finished the 2023 season with 45 sacks as a team. That tied for the seventh-best finish in franchise history and the third-best finish in the franchise's "Titans era," which began in 1999.

Most sacks in a season, franchise history:

| Season | Games | Sacks |
|----------------|-----------|-----------|
| 1. 2000 | 16 | 55 |
| 2. 1999 | 16 | 54 |
| 3. 1993 | 16 | 52 |
| 4. 1979 | 16 | 51 |
| 5. 1992 | 16 | 50 |
| 1976 | 14 | 50 |
| 7. 2023 | 17 | 45 |
| 1991 | 16 | 45 |
| 1975 | 14 | 45 |
| 10. 2008 | 16 | 44 |

The Titans were one of only four teams that featured two players with 10 or more sacks apiece. Apart from the Autry-Landry combination, the Jacksonville Jaguars (**Josh Allen** and **Travon Walker**), Kansas City Chiefs (**Chris Jones** and **George Karlaftis**) and Miami Dolphins (**Bradley Chubb** and **Zach Sieler**) also accomplished the feat.

Since 1982, when individual sacks became an official NFL statistic, there have been only three prior seasons in which the Titans/Oilers had two players finish with at least 10 sacks. Those were three consecutive campaigns in 1991 (15 by **William Fuller**, 10 by **Sean Jones**), 1992 (13 by **Ray Childress**, 11 by **Lee Williams**) and 1993 (13 by Jones, 10 by Fuller). Autry and Landry made up the franchise's first duo in its "Titans era" (since 1999) to accomplish the feat together.

Seasons for the Titans/Oilers since 1982 in which multiple players finished with 10 or more sacks:

| Season | Player | Sacks |
|--------|--------------------------|-------------|
| 2023 | Denico Autry | 11.5 |
| | Harold Landry III | 10.5 |
| 1993 | Sean Jones | 13.0 |
| | William Fuller | 10.0 |
| 1992 | Ray Childress | 13.0 |
| | Lee Williams | 11.0 |
| 1991 | William Fuller | 15.0 |
| | Sean Jones | 10.0 |

THREE SACKS AND ONE TAKEAWAY

In 2023, the Titans defense registered nine games in which it tallied at least three sacks and one takeaway. The Titans tied for the third-highest total in the NFL (Cleveland and Pittsburgh) behind only the Baltimore Ravens (11) and Kansas City Chiefs (11).

In the franchise's "Titans era" (1999–present), the 2023 squad's nine games with a minimum of three sacks and one takeaway tied for its best total. The Titans had nine such performances in 1999 and matched the figure in 2002, 2019 and 2023.

Over a two-year span from 2022 to 2023, the Titans were third in the NFL in games with at least three sacks and one takeaway, achieving the feat 17 times in 34 total games.

Total games from 2022 to 2023 with a minimum of three sacks and one takeaway:

| Team | Total Games |
|----------------------------|-------------|
| 1. Baltimore Ravens | 20 |
| 2. Kansas City Chiefs | 18 |
| 3. Tennessee Titans | 17 |
| 4. Indianapolis Colts | 15 |
| San Francisco 49ers | 15 |
| Minnesota Vikings | 15 |
| 7. Cleveland Browns | 14 |
| Houston Texans | 14 |
| Philadelphia Eagles | 14 |
| 10. (five tied) | 13 |

TITANS ROSTER BREAKDOWN

The following is a breakdown of the 53-man roster as of Jan. 6, 2024:

Years in NFL (including 2023):

| | |
|--------|----|
| 16th | 1 |
| 14th | 1 |
| 12th | 1 |
| 11th | 1 |
| 10th | 1 |
| 8th | 2 |
| 7th | 1 |
| 6th | 3 |
| 5th | 6 |
| 4th | 6 |
| 3rd | 7 |
| 2nd | 7 |
| 1st | 3 |
| Rookie | 13 |

By Age:

| | |
|-------|----|
| 20-24 | 20 |
| 25-28 | 24 |
| 29-32 | 6 |
| 33+ | 3 |

By Position:

| | |
|-------------|----|
| OL | 10 |
| DL | 7 |
| WR | 5 |
| CB | 5 |
| OLB | 5 |
| S | 5 |
| ILB | 4 |
| TE | 3 |
| Specialists | 3 |
| QB | 3 |
| RB | 3 |

By Draft Round:

| | |
|---------------|----|
| First Round | 6 |
| Second Round | 8 |
| Third Round | 4 |
| Fourth Round | 6 |
| Fifth Round | 3 |
| Sixth Round | 5 |
| Seventh Round | 0 |
| Undrafted | 21 |

First-Round Draft Picks:

| |
|----------------------------|
| OL Peter Skoronski (2023) |
| WR Treyton Burks (2022) |
| CB Caleb Farley (2021)** |
| T Andre Dillard (2019) |
| DT Jeffery Simmons (2019)* |
| S Terrell Edmunds (2018) |
| WR DeAndre Hopkins (2013) |
| QB Ryan Tannehill (2012) |

Pro Bowl Seasons:

| |
|----------------------------------------|
| LS Morgan Cox (2015-16, 2019-20, 2022) |
| K Nick Folk (2007) |
| RB Derrick Henry (2019-20, 2022-23) |
| WR DeAndre Hopkins (2015, 2017-20) |
| DT Jeffery Simmons (2021-22)* |
| QB Ryan Tannehill (2019) |

Drafted by the Titans: 14

New players in 2023: 32

On injured reserve: 18

Oldest player:

K Nick Folk (11/5/84)

Youngest player:

OL Peter Skoronski (7/31/01)

Tallest player:

| |
|-------------------------|
| OL Jaelyn Duncan (6-6) |
| OL Dillon Radunz (6-6) |
| OL Andrew Rucpich (6-6) |

Shortest player:

DB Eric Garror (5-8)

* Injured Reserve

** PUP

States that produced the most current Titans (high school location):

| |
|------------------------------------------------------------------------------------------------------------------------|
| Georgia - 7 (Arden Key, Mason Kinsey, Corey Levin, TK McLendon, Jr., Chig Okonkwo, Otis Reese IV, Malik Willis) |
| Florida - 5 (Azeez Al-Shaair, Derrick Henry, Anthony Kendall, Chris Moore, Rashad Weaver) |
| Texas - 5 (Ross Blacklock, Aaron Brewer, Keondre Coburn, Trevis Gipson, Ryan Tannehill) |

Universities that produced the most current Titans:

| |
|------------------------------------------------------------------|
| Auburn - 2 (Marlon Davidson, Roger McCreary) |
| Central Michigan - 2 (Sean Murphy-Bunting, Jonathan Ward) |
| Clemson - 2 (DeAndre Hopkins, K'Von Wallace) |
| Kentucky - 2 (Quinton Bohanna, Will Levis) |
| Maryland - 2 (Jaelyn Duncan, Chig Okonkwo) |
| Texas Christian - 2 (Ross Blacklock, Garret Wallow) |



TITANS QUARTERBACKS

| No. | Name | Ht | Wt | Exp | College |
|-----|-----------------|-----|-----|-----|-----------|
| 8 | Levis, Will | 6-4 | 229 | R | Kentucky |
| 17 | Tannehill, Ryan | 6-4 | 217 | 12 | Texas A&M |
| 7 | Willis, Malik | 6-1 | 219 | 2 | Liberty |

#17 • QB RYAN TANNEHILL

6-4, 207, 12th Year (5th with Titans), Texas A&M
[Click for complete bio](#)

Quarterback **Ryan Tannehill** completed his 12th NFL season and his fifth campaign with the Titans in 2023.

From 2019 through 2023, Tannehill built a 41-27 record as a starter for the Titans, including regular season (39-24) and postseason (2-3). His 41 total wins and 39 wins in the regular season were more than any other starting quarterback in franchise history over a player's first five seasons with the organization. His 39 regular-season wins as a starter ranked fifth in franchise history behind only **Steve McNair** (76), **Warren Moon** (70), **Dan Pastorini** (53) and **George Blanda** (44).

Tannehill led Tennessee to the postseason three times (2019 to 2021), becoming the franchise's first starting quarterback since Moon (1987 to 1993) to direct his team to the playoffs in at least three consecutive seasons. After appearing in the AFC championship game as a wild card team in 2019, the Titans won consecutive division titles in 2020 and 2021, a first for the franchise since the Oilers took the first three AFL Eastern Division titles from 1960 to 1962.

At the conclusion of 2023, Tannehill ranked among the franchise career leaders in several categories: first in passer rating (97.8), first in completion percentage (66.6), fifth in passing yards (14,447), fifth in passing touchdowns (93), fifth in passing attempts (1,853) and fourth in completions (1,234).

Tannehill started every game from Week 7 of the 2019 campaign through the sixth game of 2022. His 49 consecutive starts in the regular season broke McNair's record (2001-03) for the most in franchise history by a starting quarterback.

In 2021, he placed third on the franchise's single-season passing charts in attempts (531), completions (357) and completion percentage (67.2), and he ranked fourth with 3,734 passing yards. He became the only quarterback other than Moon (1989-1991) to record multiple seasons with at least 3,500 passing yards with the franchise. Additionally, he rushed for 270 yards, and his seven rushing touchdowns ranked second among NFL signal callers behind **Jalen Hurts'** 10. Tannehill was the first quarterback in franchise annals with at least seven rushing touchdowns in back-to-back seasons.

After receiving a multi-year contract extension during the 2020 offseason, Tannehill responded with 16 starts for the first time since 2015 and produced one of the best seasons of any quarterback in franchise history. A Titans team captain for the first time, his statistics finished in the top five



of several of the organization's single-season record lists, including 40 total touchdowns (first), a 106.5 passer rating (second), 3,819 passing yards (third), 33 touchdown passes (tied for second), 65.5 completion percentage (fourth) and 7.9 yards per attempt (tied for fifth). Tannehill became the fourth player in NFL history with a passer rating of at least 106.0 in consecutive seasons, joining **Drew Brees** (2018-20), **Russell Wilson** (2018-19) and **Rodgers** (2011-12).

Also in 2020, Tannehill and Buffalo's **Josh Allen** became the fourth and fifth quarterbacks in NFL history with at least 3,800 passing yards, 33 passing touchdowns and seven rushing touchdowns in the same season. Only **Cam Newton** (2015), **Daunte Culpepper** (2000) and **Steve Young** (1994) had done so previously.

In 2019, Tannehill set single-season franchise records and led the NFL with a 117.5 passer rating and a passing average of 9.6 yards per attempt. His passer rating was the fourth-highest figure in NFL history among qualifiers. Additionally, he set a club record and placed third in the NFL with a 70.3 completion percentage.

Tannehill was named AFC Offensive Player of the Month for December 2019 and was named to his first career Pro Bowl. He also won the Associated Press Comeback Player of the Year Award.

Originally a first-round selection (eighth overall) by the Miami Dolphins in the 2012 NFL Draft, Tannehill was acquired by the Titans in a trade with the Dolphins on March 15, 2019. The Titans sent a 2019 seventh-round pick and a 2020 fourth-round selection to Miami in exchange for Tannehill and a 2019 sixth-rounder.

Over his seven seasons in Miami, he started 88 games, threw for 20,434 yards and 123 touchdowns, and rushed for 1,210 yards and six scores. When he left Miami, he ranked second in franchise history behind **Chad Pennington** in both career completion percentage (62.8) and career passer rating (87.0). He authored 13 game-winning drives for the Dolphins.

From 2012 through 2015, Tannehill's passing yardage total—15,460 yards—was the third highest mark in NFL history for a player's first four seasons, behind only **Peyton Manning** and **Dan Marino**. Tannehill's two 4,000-yard passing seasons (2015 and 2014) were the only ones recorded by a Dolphins quarterback other than Marino (six times). The Dolphins reached the playoffs in 2016, breaking an eight-year postseason drought.

A native of Big Spring, Texas, Tannehill attended Texas A&M, where he earned honorable mention All-America honors as a senior. He played both quarterback and wide receiver, passing for 5,450 yards and 42 touchdowns and adding 112 receptions for 1,596 yards and 10 scores.

2023 Game Notes:

➤ **At New Orleans (9/10)**, completed 16 of 34 passes for 198 yards with three interceptions and added three rushing attempts for five yards. In the second quarter, he completed a screen pass to Derrick Henry for a 46-yard gain.

➤ **Against the Los Angeles Chargers (9/17)**, completed 20 of 24 passes for 246 yards and one touchdown. He set a new career high and ranked fourth in franchise history in single-game completion percentage (minimum 20 attempts) with a rate of 83.3 percent. In leading an overtime win, he was credited with his 27th career game-winning drive (14th with the Titans), including the regular season and postseason. His 123.3 passer rating against the Chargers gave him 23 career games with a passer rating of 120.0 or better (minimum 20 attempts). He registered the 16th game of his career in which he completed at least one touchdown pass and rushed for at least one touchdown. In the second quarter, he completed a 70-yard pass to Treyton Burks for the ninth-longest pass of his career and the team's longest completion since Tannehill and Corey Davis connected for a 75-yard touchdown against Detroit on Dec. 20, 2020. In the third quarter, he rushed for a 12-yard touchdown, his first of the season and the 27th rushing touchdown of his career. He completed a 49-yard pass to Chris Moore in the fourth quarter to help set up his four-yard touchdown pass to Nick Westbrook-Ikhine. During the contest, he surpassed Marcus Mariota (1,110 completions) for fourth place on the franchise's all-time completions list and also eclipsed Mariota (13,207 passing yards) for fifth place on the franchise's all-time passing yards list.

➤ **At Cleveland (9/24)**, completed 13 of 25 passes for 104 yards. During a two-minute drive near the end of the first half, he completed a 26-yard pass to DeAndre Hopkins to convert a third down and a 33-yard pass to Chris Moore to convert a fourth down.

➤ **Against Cincinnati (10/1)**, completed 18 of 25 passes for 240 yards with one touchdown and one interception for a 98.8 passer rating. He also rushed for 11 yards on six attempts. On three consecutive plays in the second quarter, he completed a 38-yard pass to DeAndre Hopkins to convert a third down, a 24-yard pass to Josh Whyle and a 13-yard touchdown pass to Nick Westbrook-Ikhine. He added a 44-yard pass to Chris Moore in the second quarter. It was the 51st game of his career with a passer rating of at

Tannehill's Career Regular Season Statistics (2012-18 with Miami):

| Year | Passing | | | | | | | | | | | | | | | | Rushing | | | | |
|---------------|------------|------------|--------------|--------------|-------------|---------------|------------|------------|------------|------------|------------|------------|------------|--------------|-------------|------------|--------------|------------|-----------|-----------|--|
| | G | S | Att | Cmp | Pct | Yds | Yd/Att | TD | TD% | Int | Int% | Lg | Sack | Lost | Rate | Att | Yds | Avg | Lg | TD | |
| 2012 | 16 | 16 | 484 | 282 | 58.3 | 3,294 | 6.8 | 12 | 2.5 | 13 | 2.7 | 80 | 35 | 234 | 76.1 | 49 | 211 | 4.3 | 31 | 2 | |
| 2013 | 16 | 16 | 588 | 355 | 60.4 | 3,913 | 6.7 | 24 | 4.1 | 17 | 2.9 | 67 | 58 | 399 | 81.7 | 40 | 238 | 6.0 | 48 | 1 | |
| 2014 | 16 | 16 | 590 | 392 | 66.4 | 4,045 | 6.9 | 27 | 4.6 | 12 | 2.0 | 50 | 46 | 337 | 92.8 | 56 | 311 | 5.6 | 40 | 1 | |
| 2015 | 16 | 16 | 586 | 363 | 61.9 | 4,208 | 7.2 | 24 | 4.1 | 12 | 2.0 | 54 | 45 | 420 | 88.7 | 32 | 141 | 4.4 | 28 | 1 | |
| 2016 | 13 | 13 | 389 | 261 | 67.1 | 2,995 | 7.7 | 19 | 4.9 | 12 | 3.1 | 74 | 29 | 216 | 93.5 | 39 | 164 | 4.2 | 18 | 1 | |
| 2017 | 0 | 0 | | | | | | | | | | | | | | | | | | | |
| 2018 | 11 | 11 | 274 | 176 | 64.2 | 1,979 | 7.2 | 17 | 6.2 | 9 | 3.3 | 75 | 35 | 279 | 92.7 | 32 | 145 | 4.5 | 20 | 0 | |
| 2019 | 12 | 10 | 286 | 201 | 70.3 | 2,742 | 9.6 | 22 | 7.7 | 6 | 2.1 | 91 | 31 | 212 | 117.5 | 43 | 185 | 4.3 | 25 | 4 | |
| 2020 | 16 | 16 | 481 | 315 | 65.5 | 3,819 | 7.9 | 33 | 6.9 | 7 | 1.5 | 75 | 24 | 173 | 106.5 | 43 | 266 | 6.2 | 45 | 7 | |
| 2021 | 17 | 17 | 531 | 357 | 67.2 | 3,734 | 7.0 | 21 | 4.0 | 14 | 2.6 | 57t | 47 | 327 | 89.6 | 55 | 270 | 4.9 | 28 | 7 | |
| 2022 | 12 | 12 | 325 | 212 | 65.2 | 2,536 | 7.8 | 13 | 4.0 | 6 | 1.8 | 69 | 33 | 238 | 94.6 | 34 | 98 | 2.9 | 17 | 2 | |
| 2023 | 10 | 8 | 230 | 149 | 64.8 | 1,616 | 7.0 | 4 | 1.7 | 7 | 3.0 | 70 | 32 | 230 | 78.5 | 17 | 74 | 4.4 | 23 | 1 | |
| Totals | 155 | 151 | 4,764 | 3,063 | 64.3 | 34,881 | 7.3 | 216 | 4.5 | 115 | 2.4 | 91t | 415 | 3,065 | 91.2 | 440 | 2,103 | 4.8 | 48 | 27 | |

Tannehill's Career Postseason Statistics:

| Year | Passing | | | | | | | | | | | | | | | | Rushing | | | | |
|---------------|----------|----------|------------|-----------|-------------|------------|------------|----------|------------|----------|------------|------------|----------|-----------|-------------|-----------|-----------|------------|----------|----------|--|
| | G | S | Att | Cmp | Pct | Yds | Yd/Att | TD | TD% | Int | Int% | Lg | Sack | Lost | Rate | Att | Yds | Avg | Lg | TD | |
| 2016 | 0 | 0 | 0 | 0 | - | 0 | - | 0 | - | 0 | - | - | 0 | 0 | - | 0 | 0 | - | - | 0 | |
| 2019 | 3 | 3 | 60 | 36 | 60.0 | 369 | 6.2 | 5 | 8.3 | 1 | 1.7 | 45 | 5 | 40 | 98.5 | 13 | 35 | 2.7 | 9 | 1 | |
| 2020 | 1 | 1 | 26 | 18 | 69.2 | 165 | 6.3 | 1 | 3.8 | 1 | 3.8 | 35 | 1 | 7 | 83.0 | 2 | 6 | 3.0 | 4 | 0 | |
| 2021 | 1 | 1 | 24 | 15 | 62.5 | 220 | 9.2 | 1 | 4.2 | 3 | 12.5 | 41 | 1 | 7 | 66.7 | 3 | 12 | 4.0 | 8 | 0 | |
| Totals | 5 | 5 | 110 | 69 | 62.7 | 754 | 6.9 | 7 | 6.4 | 5 | 4.5 | 45t | 7 | 54 | 85.2 | 18 | 53 | 2.9 | 9 | 1 | |

Tannehill's Regular Season Single-Game Highs:

- Attempts** - 58 at N.Y. Jets (11/29/15)
- Completions** - 35 (Twice, last vs. Houston, 11/21/21)
- Passing Yards** - 431 at Arizona (9/30/12)
- Touchdown Passes** - 4 (Five times, last at Houston, 1/9/22)
- Long Completion** - 91t at Oakland (12/8/19)
- Completion Percentage** - 83.3 vs. L.A. Chargers (9/17/23)
- Passer Rating** - 155.3 vs. Oakland (9/23/18)
- Rushing Attempts** - 8 (Twice, last at N.Y. Jets, 9/16/18)
- Rushing Yards** - 56 (Twice, last vs. Indianapolis, 9/26/21)
- Long Rush** - 48 at Pittsburgh (12/8/13)
- Rushing Touchdowns** - 2 (Three times, last at Houston, 1/3/21)

Tannehill's Playoff Single-Game Highs:

- Attempts** - 31 at Kansas City (1/19/20)
- Completions** - 21 at Kansas City (1/19/20)
- Passing Yards** - 220 vs. Cincinnati (1/22/22)
- Touchdown Passes** - 2 (Twice, last at Kansas City, 1/19/20)
- Long Completion** - 45t at Baltimore (1/11/20)
- Completion Percentage** - 69.2 vs. Baltimore (1/10/21)
- Passer Rating** - 108.1 at Kansas City (1/19/20)
- Rushing Attempts** - 6 at Baltimore (1/11/20)
- Rushing Yards** - 13 at Baltimore (1/11/20)
- Long Rush** - 9 at Baltimore (1/11/20)
- Rushing Touchdowns** - 1 at Baltimore (1/11/20)

least 98.0 (minimum 20 attempts).

- **At Indianapolis (10/8)**, appeared in his 150th career game (regular season) and completed 23 of 34 passes for 264 yards. He helped convert a third-and-one with a 21-yard pass to Trevon Wesco in the first quarter. In the third quarter, he completed consecutive passes to DeAndre Hopkins of 16 yards and 36 yards, leading to a Titans touchdown on the next play. He became the seventh active NFL quarterback to reach 3,000 career completions, joining Aaron Rodgers, Matthew Stafford, Russell Wilson, Andy Dalton, Kirk Cousins and Derek Carr.
- **Against Baltimore (10/15)**, completed eight of 16 passes for 76 yards before exiting in the fourth quarter with an injury. He surpassed Marcus Mariota (1,765) for fifth place on the franchise's all-time passing attempts list, trailing only Warren Moon (4,546), Steve McNair (3,871), George Blanda (2,784) and Dan Pastorini (2,768).
- **Against Atlanta (10/29)** and **at Pittsburgh (11/2)**, he was inactive with an ankle injury.
- **At Tampa Bay (11/12)**, he was the inactive/third quarterback.
- **Against Seattle (12/24)**, started for the first time since Oct. 15 against Baltimore and completed 18 of 26 passes for 152 yards (84.1 passer rating). He rushed for 37 yards on two attempts, including a 23-yard run in the second quarter to convert a third-and-11, leading to a Titans field goal.
- **At Houston (12/31)**, entered the game in the second quarter after starter Will Levis exited with an injury. He completed 16 of 20 passes for 168 yards without throwing an interception. His 80.0 completion percentage was the fourth-best mark of his career in a game in which he attempted at least 20 passes. His 101.7 passer rating gave him 47 career games with at least 20 attempts and a passer rating of at least 100.0. It was his 27th such performance since joining the Titans in 2019. He completed his first nine pass attempts. In the second quarter, he delivered a 32-yard pass to Chris Moore, and in the fourth quarter, he threw a 21-yard pass to Chig Okonkwo.

- **Against Jacksonville (1/7)**, started and completed 17 of 26 passes for 168 yards and two touchdowns with one interception in a season-ending victory. He completed a 28-yard touchdown pass to Tyjae Spears in the first quarter and a six-yard touchdown pass to DeAndre Hopkins in the third quarter. Also in the first quarter, he delivered a 21-yard pass to Chig Okonkwo.

ALL-TIME FRANCHISE PASSING LEADERS

Ryan Tannehill now ranks among the Titans/Oilers career passing leaders in several categories. He owns the franchise's top passer rating and top completion percentage among all qualifiers (minimum 1,500 attempts).

Franchise career passer rating leaders (min. 1,500 attempts):

| Player | Years | Passer Rating |
|-------------------|-----------|---------------|
| 1. Ryan Tannehill | 2019–2023 | 97.8 |
| 2. Marcus Mariota | 2015–2019 | 89.6 |
| 3. Steve McNair | 1995–2005 | 83.3 |
| 4. Warren Moon | 1984–1993 | 80.4 |
| 5. George Blanda | 1960–1966 | 62.5 |
| 6. Dan Pastorini | 1971–1979 | 61.0 |

Franchise career completion percentage leaders (min. 1,500 attempts):

| Player | Years | Completion % |
|-------------------|-----------|--------------|
| 1. Ryan Tannehill | 2019–2023 | 66.6 |
| 2. Marcus Mariota | 2015–2019 | 62.9 |
| 3. Steve McNair | 1995–2005 | 59.5 |
| 4. Warren Moon | 1984–1993 | 57.9 |
| 5. Dan Pastorini | 1971–1979 | 51.5 |
| 6. George Blanda | 1960–1966 | 48.4 |



Franchise career passing yardage leaders:

| Player | Years | Passing Yards |
|--------------------------|------------------|---------------|
| 1. Warren Moon | 1984–1993 | 33,685 |
| 2. Steve McNair | 1995–2005 | 27,141 |
| 3. George Blanda | 1960–1966 | 19,149 |
| 4. Dan Pastorini | 1971–1979 | 16,846 |
| 5. Ryan Tannehill | 2019–2023 | 14,447 |
| 6. Marcus Mariota | 2015–2019 | 13,207 |

Franchise career passing touchdown leaders:

| Player | Years | Passing TDs |
|--------------------------|------------------|-------------|
| 1. Warren Moon | 1984–1993 | 196 |
| 2. George Blanda | 1960–1966 | 165 |
| 3. Steve McNair | 1995–2005 | 156 |
| 4. Dan Pastorini | 1971–1979 | 96 |
| 5. Ryan Tannehill | 2019–2023 | 93 |
| 6. Marcus Mariota | 2015–2019 | 76 |

Franchise career completion leaders:

| Player | Years | Completions |
|--------------------------|------------------|--------------|
| 1. Warren Moon | 1984–1993 | 2,632 |
| 2. Steve McNair | 1995–2005 | 2,305 |
| 3. Dan Pastorini | 1971–1979 | 1,426 |
| 4. Ryan Tannehill | 2019–2023 | 1,234 |
| 5. Marcus Mariota | 2015–2019 | 1,110 |
| 6. Vince Young | 2006–2010 | 689 |

A NEW START

From the time of **Ryan Tannehill's** first start with the Titans, which took place Oct. 20, 2019 against the Los Angeles Chargers, through the end of the 2022 campaign, he was one of the NFL's passing leaders in several categories. In that span, his 100.7 passer rating ranked fourth in the NFL behind only **Aaron Rodgers** (106.0), **Patrick Mahomes** (103.3) and **Jimmy Garoppolo** (100.8).

Highest passer rating among active players from Ryan Tannehill's first start with the Titans in Week 7 of 2019 through 2022 (minimum 14 attempts per team game):

| Player | Att | Cmp | Pct | Yds | TD | Int | Rating |
|--------------------------|--------------|--------------|--------------|---------------|-----------|-----------|--------------|
| 1. Aaron Rodgers | 1,949 | 1,304 | 66.9% | 14,521 | 129 | 23 | 106.0 |
| 2. Patrick Mahomes | 2,148 | 1,433 | 66.7% | 16,756 | 128 | 35 | 103.3 |
| 3. Jimmy Garoppolo | 1,219 | 829 | 68.0% | 10,158 | 63 | 29 | 100.8 |
| 4. Ryan Tannehill | 1,607 | 1,072 | 66.7% | 12,687 | 89 | 32 | 100.7 |
| Kirk Cousins | 2,009 | 1,344 | 66.9% | 15,262 | 114 | 37 | 100.7 |
| 6. Deshaun Watson | 1,008 | 674 | 66.9% | 8,133 | 54 | 21 | 100.6 |
| 7. Joe Burrow | 1,530 | 1,044 | 68.2% | 11,774 | 82 | 31 | 100.4 |
| 8. Dak Prescott | 1,597 | 1,063 | 66.6% | 12,183 | 88 | 34 | 98.8 |
| 9. Matthew Stafford | 1,550 | 1,030 | 66.5% | 12,169 | 87 | 38 | 98.7 |
| 10. Lamar Jackson | 1,290 | 829 | 64.3% | 9,501 | 84 | 30 | 98.3 |

RYAN TANNEHILL'S STARTING RECORD WHEN ...

| Record When Tannehill | Regular Season | | | Playoff |
|-------------------------------|----------------|---------|--------|---------|
| | 2023 | 2019-23 | Career | Career |
| Starts at quarterback | 3-5 | 39-24 | 81-70 | 2-3 |
| Starts vs. division opponents | 1-1 | 16-5 | 29-24 | 0-0 |
| Passes for 300 or more yards | 0-0 | 6-3 | 12-13 | 0-0 |
| Completes 1 or more TD passes | 3-0 | 34-15 | 71-46 | 2-3 |
| Completes 2 or more TD passes | 1-0 | 23-7 | 50-19 | 1-1 |
| Completes 3 or more TD passes | 0-0 | 9-2 | 20-5 | 0-0 |
| Starts and passes for no INTs | 1-2 | 25-9 | 50-24 | 1-1 |
| Completes 70.0% of his passes | 2-0 | 21-1 | 40-6 | 0-0 |
| Has a passer rating of 80.0+ | 3-1 | 36-13 | 73-33 | 1-1 |
| Has a passer rating of 90.0+ | 3-0 | 34-9 | 66-17 | 1-1 |
| Has a passer rating of 100.0+ | 1-0 | 25-4 | 43-8 | 1-1 |
| Sacked 0 times | 0-0 | 4-0 | 7-3 | 0-0 |
| Rushes for 1 or more TDs | 1-0 | 12-6 | 14-10 | 1-0 |
| Rushes for 2 or more TDs | 0-0 | 3-0 | 3-0 | 0-0 |
| Rushes and Passes for 1 TD | 1-0 | 10-4 | 11-5 | 1-0 |

QB WINNING PERCENTAGE SINCE 2019

Since the time he took over as the starting quarterback for the Titans in Week 7 of the 2019 season, **Ryan Tannehill** built one of the NFL's best records. From 2019 through 2023, his .619 winning percentage ranked 10th in the NFL among all signal callers with at least 35 starts during that time.

Highest winning percentage by starting quarterbacks from 2019 to 2023 (minimum 35 starts):

| Quarterback | Starts | W | L | T | Win Pct. |
|---------------------------|-----------|-----------|-----------|----------|-------------|
| 1. Patrick Mahomes | 79 | 61 | 18 | 0 | .772 |
| 2. Lamar Jackson | 70 | 52 | 18 | 0 | .743 |
| 3. Aaron Rodgers | 66 | 48 | 18 | 0 | .727 |
| 4. Josh Allen | 82 | 58 | 24 | 0 | .707 |
| 5. Tom Brady | 66 | 44 | 22 | 0 | .667 |
| Jalen Hurts | 51 | 34 | 17 | 0 | .667 |
| 7. Jimmy Garoppolo | 53 | 35 | 18 | 0 | .660 |
| 8. Tua Tagovailoa | 51 | 32 | 19 | 0 | .627 |
| 9. Dak Prescott | 66 | 41 | 25 | 0 | .621 |
| 10. Ryan Tannehill | 63 | 39 | 24 | 0 | .619 |

QB WINS, FIRST FIVE SEASONS

From 2019 through 2023, Titans quarterback **Ryan Tannehill** was 41-27 as a starter for the Titans, including a 39-24 record in the regular season and a 2-3 mark in the postseason.

Tannehill's 41 total wins and 39 regular season victories were more than any other starting signal caller in franchise history over the player's first five years with the club, surpassing **George Blanda**, who won 38 regular season starts and 40 total starts for the Oilers from 1960 to 1964.

Tannehill finished 2023 in fifth place on the team's all-time wins list for starting quarterbacks (regular season). He trails only **Steve McNair** (76), **Warren Moon** (70), **Dan Pastorini** (53) and Blanda (44).

Most wins by a starting quarterback in his first five regular seasons with the Titans/Oilers franchise:

| Quarterback | Years 1-5 | Wins in ... | | | | | Total |
|--------------------------|------------------|-------------|-----------|-----------|----------|----------|-----------|
| | | Yr 1 | Yr 2 | Yr 3 | Yr 4 | Yr 5 | |
| 1. Ryan Tannehill | 2019-2023 | 7 | 11 | 12 | 6 | 3 | 39 |
| 2. George Blanda | 1960-1964 | 8 | 9 | 11 | 6 | 4 | 38 |
| 3. Vince Young | 2006-2010 | 8 | 9 | 1 | 8 | 4 | 30 |
| 4. Marcus Mariota | 2015-2019 | 3 | 8 | 9 | 7 | 2 | 29 |
| Steve McNair | 1995-1999 | 2 | 2 | 8 | 8 | 9 | 29 |
| 6. Warren Moon | 1984-1988 | 3 | 4 | 5 | 7 | 7 | 26 |

2020 NFL PASSING LEADERS

Ryan Tannehill finished among the 2020 NFL passing leaders in several categories.

Highest passer rating in 2020 (qualifiers only):

| Player | Team | Passer Rating |
|--------------------------|-------------------------|---------------|
| 1. Aaron Rodgers | Green Bay Packers | 121.5 |
| 2. Deshaun Watson | Houston Texans | 112.4 |
| 3. Patrick Mahomes | Kansas City Chiefs | 108.2 |
| 4. Josh Allen | Buffalo Bills | 107.2 |
| 5. Ryan Tannehill | Tennessee Titans | 106.5 |
| 6. Drew Brees | New Orleans Saints | 106.4 |
| 7. Russell Wilson | Seattle Seahawks | 105.1 |
| 8. Kirk Cousins | Minnesota Vikings | 105.0 |
| 9. Tom Brady | Tampa Bay Buccaneers | 102.2 |
| 10. Derek Carr | Las Vegas Raiders | 101.4 |

Most touchdown passes in 2020:

| Player | Team | TD Passes |
|--------------------------|-------------------------|-----------|
| 1. Aaron Rodgers | Green Bay Packers | 48 |
| 2. Russell Wilson | Seattle Seahawks | 40 |
| Tom Brady | Tampa Bay Buccaneers | 40 |
| 4. Patrick Mahomes | Kansas City Chiefs | 38 |
| 5. Josh Allen | Buffalo Bills | 37 |
| 6. Kirk Cousins | Minnesota Vikings | 35 |
| 7. Ryan Tannehill | Tennessee Titans | 33 |
| Deshaun Watson | Houston Texans | 33 |
| Ben Roethlisberger | Pittsburgh Steelers | 33 |
| 10. Justin Herbert | Los Angeles Chargers | 31 |

Highest passing average in 2020 (yards per attempt):

| Player | Team | Yards/Att |
|-----------------------|-------------------------|------------|
| 1. Deshaun Watson | Houston Texans | 8.9 |
| 2. Kirk Cousins | Minnesota Vikings | 8.3 |
| 3. Aaron Rodgers | Green Bay Packers | 8.2 |
| 4. Patrick Mahomes | Kansas City Chiefs | 8.1 |
| 5. Josh Allen | Buffalo Bills | 7.9 |
| Ryan Tannehill | Tennessee Titans | 7.9 |
| Derek Carr | Las Vegas Raiders | 7.9 |
| 8. Ryan Fitzpatrick | Miami Dolphins | 7.8 |
| 9. Matthew Stafford | Detroit Lions | 7.7 |
| Philip Rivers | Indianapolis Colts | 7.7 |

Highest touchdown-to-interception ratio in 2020:

| Player | Team | TDs per INT |
|--------------------------|-------------------------|-------------|
| 1. Aaron Rodgers | Green Bay Packers | 9.60 |
| 2. Patrick Mahomes | Kansas City Chiefs | 6.33 |
| 3. Ryan Tannehill | Tennessee Titans | 4.71 |
| Deshaun Watson | Houston Texans | 4.71 |
| 5. Drew Brees | New Orleans Saints | 4.00 |
| 6. Josh Allen | Buffalo Bills | 3.70 |
| 7. Tom Brady | Tampa Bay Buccaneers | 3.33 |
| 8. Ben Roethlisberger | Pittsburgh Steelers | 3.30 |
| 9. Baker Mayfield | Cleveland Browns | 3.25 |
| 10. Gardner Minshew | Jacksonville Jaguars | 3.20 |

SINGLE-SEASON FRANCHISE RECORDS

Ryan Tannehill has enjoyed one of the finest three-year statistical runs of any quarterback in Titans/Oilers franchise history. His performances have ranked among the franchise greats in several passing categories, including his 3,734 passing yards in 2021 (fourth in franchise history) and 67.2 completion percentage (third).

In 2019, Tannehill's passer rating of 117.5 ranked first in the NFL and was one of three major single-season passing records he set for the franchise. He also established new benchmarks for completion percentage (70.3) and passing average (9.6).

Single-season passing yardage leaders, franchise history:

| Player | Season | Pass Yards |
|--------------------------|-------------|--------------|
| 1. Warren Moon | 1991 | 4,690 |
| 2. Warren Moon | 1990 | 4,689 |
| 3. Ryan Tannehill | 2020 | 3,819 |
| 4. Ryan Tannehill | 2021 | 3,734 |
| 5. Warren Moon | 1989 | 3,631 |

Single-season touchdown pass leaders, franchise history:

| Player | Season | TD Passes |
|--------------------------|-------------|-----------|
| 1. George Blanda | 1961 | 36 |
| 2. Ryan Tannehill | 2020 | 33 |
| Warren Moon | 1990 | 33 |
| 4. George Blanda | 1962 | 27 |
| 5. Marcus Mariota | 2016 | 26 |

Single-season passer rating leaders, franchise history:

| Player | Season | Rating |
|--------------------------|-------------|--------------|
| 1. Ryan Tannehill | 2019 | 117.5 |
| 2. Ryan Tannehill | 2020 | 106.5 |
| 3. Steve McNair | 2003 | 100.4 |
| 4. Warren Moon | 1990 | 96.8 |
| 5. Marcus Mariota | 2016 | 95.6 |

Single-season completion percentage leaders, franchise history:

| Player | Season | Comp Pct |
|--------------------------|-------------|-------------|
| 1. Ryan Tannehill | 2019 | 70.3 |
| 2. Marcus Mariota | 2018 | 68.9 |
| 3. Ryan Tannehill | 2021 | 67.2 |
| 4. Cody Carlson | 1992 | 65.6 |
| 5. Ryan Tannehill | 2020 | 65.5 |

Single-season passing average leaders (yards per attempt), franchise history:

| Player | Season | Yards/Att |
|--------------------------|-------------|------------|
| 1. Ryan Tannehill | 2019 | 9.6 |
| 2. George Blanda | 1961 | 9.2 |
| 3. Steve McNair | 2003 | 8.0 |
| Warren Moon | 1990 | 8.0 |
| 5. Ryan Tannehill | 2020 | 7.9 |
| Warren Moon | 1988 | 7.9 |

Single-season combined passing and rushing touchdown leaders, franchise history:

| Player | Season | Pass + Rush TD |
|--------------------------|-------------|----------------|
| 1. Ryan Tannehill | 2020 | 40 |
| 2. George Blanda | 1961 | 36 |
| 3. Warren Moon | 1990 | 35 |
| 4. Ryan Tannehill | 2021 | 28 |
| Steve McNair | 2003 | 28 |
| Marcus Mariota | 2016 | 28 |
| George Blanda | 1960 | 28 |

TANNEHILL'S CAREER 300-YARD PASSING GAMES

| Date | Opp | W/L | Att | Cmp | Pct | Yds | TD | Int | Rtg |
|----------|-----------------|-----|-----|-----|------|-----|----|-----|-------|
| 9/30/12 | at Arizona | L | 41 | 26 | 63.4 | 431 | 1 | 2 | 86.5 |
| 12/21/14 | Minnesota | W | 47 | 35 | 74.5 | 396 | 4 | 1 | 118.7 |
| 12/8/19 | at Oakland | W | 27 | 21 | 77.8 | 391 | 3 | 1 | 140.4 |
| 12/6/20 | Cleveland | L | 45 | 29 | 64.4 | 389 | 3 | 1 | 104.8 |
| 9/18/16 | at New England | L | 45 | 32 | 71.1 | 387 | 2 | 2 | 93.5 |
| 10/18/20 | Houston | W | 41 | 30 | 73.2 | 366 | 4 | 1 | 122.6 |
| 9/20/15 | at Jacksonville | L | 44 | 30 | 68.2 | 359 | 2 | 0 | 108.0 |
| 11/29/15 | at N.Y. Jets | L | 58 | 33 | 56.9 | 351 | 3 | 1 | 84.8 |
| 1/3/16 | New England | W | 38 | 25 | 65.8 | 350 | 2 | 0 | 112.8 |
| 9/19/21 | at Seattle | W | 40 | 27 | 67.5 | 347 | 0 | 0 | 94.5 |
| 12/14/14 | at New England | L | 47 | 29 | 61.7 | 346 | 1 | 2 | 73.5 |
| 11/17/22 | at Green Bay | W | 27 | 22 | 81.5 | 333 | 2 | 1 | 127.3 |
| 11/3/19 | at Carolina | L | 39 | 27 | 69.2 | 331 | 1 | 2 | 82.3 |
| 12/1/13 | at N.Y. Jets | W | 43 | 28 | 65.1 | 331 | 2 | 1 | 94.2 |
| 12/27/15 | Indianapolis | L | 38 | 26 | 68.4 | 329 | 0 | 1 | 84.2 |
| 11/21/21 | Houston | L | 52 | 35 | 67.3 | 323 | 1 | 4 | 58.4 |
| 9/27/20 | at Minnesota | W | 37 | 23 | 62.2 | 321 | 0 | 1 | 78.8 |
| 9/25/16 | Cleveland | W | 39 | 25 | 64.1 | 319 | 3 | 2 | 93.9 |
| 9/15/13 | at Indianapolis | W | 34 | 23 | 67.6 | 319 | 1 | 0 | 107.4 |
| 10/20/19 | L.A. Chargers | W | 29 | 23 | 79.3 | 312 | 2 | 1 | 120.1 |
| 12/15/13 | New England | W | 37 | 25 | 67.6 | 312 | 3 | 0 | 120.6 |
| 11/24/13 | Carolina | L | 42 | 28 | 66.7 | 310 | 1 | 1 | 86.4 |
| 11/8/15 | at Buffalo | L | 35 | 26 | 74.3 | 307 | 0 | 0 | 100.5 |
| 10/6/13 | Baltimore | L | 40 | 21 | 52.5 | 307 | 1 | 0 | 86.1 |
| 10/29/15 | at New England | L | 44 | 28 | 63.6 | 300 | 0 | 2 | 64.6 |

TEAM SINGLE-GAME PASSER RATING

On Dec. 20, 2020, **Ryan Tannehill** recorded a 145.8 passer rating against the Detroit Lions. It qualified as the seventh best single-game passer rating in franchise history (minimum 20 attempts) and was Tannehill's second-highest passer rating in a qualifying game (155.3 vs. Oakland on Sept. 23, 2018).

On Sept. 20, 2020, Tannehill posted a 145.7 passer rating against the Jacksonville Jaguars that at the time ranked seventh in team history.

Highest single-game passer ratings in franchise history (min. 20 attempts):

| Player | Opp | Date | Att | Cmp | Yds | TD | Int | Rtg |
|--------------------------|------------|-----------------|-----------|-----------|------------|----------|----------|--------------|
| 1. Chris Chandler | at Cin | 9/24/95 | 26 | 23 | 352 | 4 | 0 | 158.3 |
| 2. Marcus Mariota | GB | 11/13/16 | 26 | 19 | 295 | 4 | 0 | 149.8 |
| 3. Marcus Mariota | Jax | 10/27/16 | 22 | 18 | 270 | 2 | 0 | 148.1 |
| 4. Marcus Mariota | at Hou | 11/26/18 | 23 | 22 | 303 | 2 | 0 | 147.7 |
| 5. Steve McNair | Hou | 10/12/03 | 27 | 18 | 421 | 3 | 0 | 146.8 |
| 6. Warren Moon | at Cle | 11/18/90 | 32 | 24 | 322 | 5 | 0 | 146.1 |
| 7. Ryan Tannehill | Det | 12/20/20 | 27 | 21 | 273 | 3 | 0 | 145.8 |
| 8. Ryan Tannehill | Jax | 9/20/20 | 24 | 18 | 239 | 4 | 0 | 145.7 |
| 9. Warren Moon | Buf | 11/26/90 | 22 | 16 | 300 | 2 | 0 | 145.1 |
| 10. Chris Chandler | Den | 11/26/95 | 26 | 18 | 280 | 3 | 0 | 143.1 |



LEADING VETERAN QBS ON NEW TEAMS

In 2019, **Ryan Tannehill** set a new standard for veteran quarterbacks in their first year with a new team. Tannehill, who was acquired in a trade after seven years with the Miami Dolphins, had a passer rating of 117.5. No quarterback has ever finished with a passer rating that high in his first season with a new team after playing at least one year with another team.

Brett Favre held the distinction until 2019. In 2009, Favre's 107.2 passer rating with the Minnesota Vikings became the best figure in league annals by a veteran in his first campaign with a new club.

Highest passer rating in a veteran's first season with a new team (through 2019):

| Player | Season | New Team | Former Team | Rating |
|--------------------------|-------------|------------------|--------------|--------------|
| 1. Ryan Tannehill | 2019 | Tennessee | Miami | 117.5 |
| 2. Brett Favre | 2009 | Minnesota | N.Y. Jets | 107.2 |
| 3. Peyton Manning | 2012 | Denver | Indianapolis | 105.8 |
| 4. Vinny Testaverde | 1998 | N.Y. Jets | Baltimore | 101.6 |
| 5. Kirk Cousins | 2018 | Minnesota | Washington | 99.7 |
| 6. Tyrod Taylor | 2015 | Buffalo | Baltimore | 99.4 |
| 7. Sam Bradford | 2016 | Minnesota | Philadelphia | 99.3 |
| 8. Len Dawson | 1962 | Dallas Texans | Cleveland | 98.3 |
| Case Keenum | 2017 | Minnesota | L.A. Rams | 98.3 |
| 10. Brian Griese | 2004 | Tampa Bay | Miami | 97.5 |

SINGLE-SEASON NFL LEADERS

Ryan Tannehill established the fourth-highest single-season passer rating in NFL history in 2019. His 117.5 passer rating is surpassed in league annals by only **Aaron Rodgers'** 122.5 passer rating in 2011, **Peyton Manning's** 121.1 in 2004 and **Nick Foles'** 119.2 in 2013.

Meanwhile, his 9.6-yard passing average tied for eighth in NFL annals.

NFL all-time single-season passer rating leaders (through 2019):

| Player | Team | Season | Rating |
|--------------------------|-------------------------|-------------|--------------|
| 1. Aaron Rodgers | Green Bay Packers | 2011 | 122.5 |
| 2. Peyton Manning | Indianapolis Colts | 2004 | 121.1 |
| 3. Nick Foles | Philadelphia Eagles | 2013 | 119.2 |
| 4. Ryan Tannehill | Tennessee Titans | 2019 | 117.5 |
| 5. Tom Brady | New England Patriots | 2007 | 117.2 |
| 6. Matt Ryan | Atlanta Falcons | 2016 | 117.1 |
| 7. Drew Brees | New Orleans Saints | 2019 | 116.3 |
| 8. Drew Brees | New Orleans Saints | 2018 | 115.7 |
| 9. Peyton Manning | Denver Broncos | 2013 | 115.1 |
| 10. Patrick Mahomes | Kansas City Chiefs | 2018 | 113.8 |

NFL all-time single-season passing average leaders (through 2019):

| Player | Team | Season | Yds/Att |
|-----------------------|-------------------------|-------------|------------|
| 1. Sid Luckman | Chicago Bears | 1943 | 10.9 |
| 2. Otto Graham | Cleveland Browns | 1953 | 10.6 |
| 3. Otto Graham | Cleveland Browns | 1947 | 10.2 |
| 4. Norm Van Brocklin | Los Angeles Rams | 1954 | 10.1 |
| 5. Ed Brown | Chicago Bears | 1956 | 9.9 |
| Kurt Warner | St. Louis Rams | 2000 | 9.9 |
| 7. Otto Graham | Cleveland Browns | 1949 | 9.8 |
| 8. Chris Chandler | Atlanta Falcons | 1998 | 9.6 |
| Ryan Fitzpatrick | Tampa Bay Buccaneers | 2018 | 9.6 |
| Ryan Tannehill | Tennessee Titans | 2019 | 9.6 |

2019 NFL PASSING LEADERS

Ryan Tannehill led the NFL in 2019 with a 117.5 passer rating and a 9.6-yard passing average. He also placed third in completion percentage (70.3) and second in touchdown percentage (7.7).

Tannehill became the organization's only quarterback other than **Steve McNair** in 2003 to lead the NFL in passer rating. New Orleans' **Drew Brees** finished in second place behind Tannehill with a 116.3 passer rating.

Highest passer rating in 2019 (qualifiers only):

| Player | Team | Passer Rating |
|--------------------------|-------------------------|---------------|
| 1. Ryan Tannehill | Tennessee Titans | 117.5 |
| 2. Drew Brees | New Orleans Saints | 116.3 |
| 3. Lamar Jackson | Baltimore Ravens | 113.3 |
| 4. Kirk Cousins | Minnesota Vikings | 107.4 |
| 5. Russell Wilson | Seattle Seahawks | 106.3 |
| 6. Matthew Stafford | Detroit Lions | 106.0 |
| 7. Patrick Mahomes | Kansas City Chiefs | 105.3 |
| 8. Jimmy Garoppolo | San Francisco 49ers | 102.0 |
| 9. Derek Carr | Oakland Raiders | 100.8 |
| 10. Dak Prescott | Dallas Cowboys | 99.7 |

Highest completion percentage in 2019 (qualifiers only):

| Player | Team | Comp. Pct. |
|--------------------------|-------------------------|-------------|
| 1. Drew Brees | New Orleans Saints | 74.3 |
| 2. Derek Carr | Oakland Raiders | 70.4 |
| 3. Ryan Tannehill | Tennessee Titans | 70.3 |
| 4. Kirk Cousins | Minnesota Vikings | 69.1 |
| Jimmy Garoppolo | San Francisco 49ers | 69.1 |
| 6. Deshaun Watson | Houston Texans | 67.3 |
| 7. Matt Ryan | Atlanta Falcons | 66.2 |
| 8. Russell Wilson | Seattle Seahawks | 66.1 |
| Lamar Jackson | Baltimore Ravens | 66.1 |
| 10. Philip Rivers | Los Angeles Chargers | 66.0 |

Highest passing average in 2019 (yards per attempt; qualifiers only):

| Player | Team | Yards/Att. |
|--------------------------|-------------------------|------------|
| 1. Ryan Tannehill | Tennessee Titans | 9.6 |
| 2. Matthew Stafford | Detroit Lions | 8.6 |
| 3. Jimmy Garoppolo | San Francisco 49ers | 8.4 |
| 4. Patrick Mahomes | Kansas City Chiefs | 8.3 |
| 5. Dak Prescott | Dallas Cowboys | 8.2 |
| Jameis Winston | Tampa Bay Buccaneers | 8.2 |
| 7. Kirk Cousins | Minnesota Vikings | 8.1 |
| 8. Russell Wilson | Seattle Seahawks | 8.0 |
| 9. Derek Carr | Oakland Raiders | 7.9 |
| Drew Brees | New Orleans Saints | 7.9 |

Highest touchdown percentage in 2019 (qualifiers only):

| Player | Team | TD Pct. |
|--------------------------|-------------------------|------------|
| 1. Lamar Jackson | Baltimore Ravens | 9.0 |
| 2. Ryan Tannehill | Tennessee Titans | 7.7 |
| 3. Drew Brees | New Orleans Saints | 7.1 |
| 4. Matthew Stafford | Detroit Lions | 6.5 |
| 5. Russell Wilson | Seattle Seahawks | 6.0 |
| 6. Kirk Cousins | Minnesota Vikings | 5.9 |
| 7. Jimmy Garoppolo | San Francisco 49ers | 5.7 |
| 8. Patrick Mahomes | Kansas City Chiefs | 5.4 |
| 9. Jameis Winston | Tampa Bay Buccaneers | 5.3 |
| Deshaun Watson | Houston Texans | 5.3 |

GAMES WITH A 130 PASSER RATING

During the 2019 campaign, **Ryan Tannehill** produced a streak of four consecutive games with a passer rating greater than 130. The run included a 133.9 passer rating against the Kansas City Chiefs (Nov. 10), a 155.8 against the Jacksonville Jaguars (Nov. 24), a 131.2 at the Indianapolis Colts (Dec. 1) and a 140.4 at the Oakland Raiders (Dec. 8).

In franchise history, no quarterback prior to Tannehill had ever produced four consecutive starts with a passer rating of 130 or better (minimum 10 attempts per game). **Marcus Mariota** (2016) was the most recent of six Titans/Oilers signal callers to do so for three games before Tannehill.

Most consecutive games in a single season with a 130 passer rating, franchise history (minimum 10 attempts each game):

| Player | Dates | Games |
|--------------------------|-----------------------------|----------|
| 1. Ryan Tannehill | Nov. 10–Dec. 8, 2019 | 4 |
| 2. Marcus Mariota | Nov. 13–Nov. 27, 2016 | 3 |
| Ryan Fitzpatrick | Nov. 10–Nov. 24, 2013 | 3 |
| Steve McNair | Dec. 2–Dec. 16, 2001 | 3 |
| Warren Moon | Oct. 22–Nov. 5, 1989 | 3 |
| Dan Pastorini | Nov. 11–Nov. 22, 1979 | 3 |
| George Blanda | Dec. 3–Dec. 17, 1961 | 3 |

Tannehill joined **Russell Wilson** (2015) and **John Hadl** (1973) as the only players in NFL history to register four consecutive games with a minimum of 10 pass attempts and a passer rating of at least 130.

Most consecutive games in a single season with a 130 passer rating, NFL history (through 2019; minimum 10 attempts each game):

| Player | Team | Dates | Games |
|--------------------------|------------------|-----------------------------|----------|
| 1. Ryan Tannehill | Tennessee | Nov. 10–Dec. 8, 2019 | 4 |
| Russell Wilson | Seattle | Nov. 22–Dec. 13, 2015 | 4 |
| John Hadl | L.A. Rams | Sept. 16–Oct. 7, 1973 | 4 |
| 4. (several tied) | | | 3 |

Tannehill registered a total of six single-game passer ratings of 130 or greater in only 10 starts during the 2019 regular season. He tied Wilson with the most such performances in 2019 and also tied for the most by any NFL starting quarterback in any season since 1960. Green Bay's **Aaron Rodgers** (2011) and Dallas' **Tony Romo** (2014) are the only other quarterbacks to accomplish the feat.

In franchise history, former Oilers quarterback **Chris Chandler** previously had the most season games with a 130-plus passer rating, with four in 1995.

Most starts in a season by a quarterback with a passer rating of 130.0 or greater, 1960–2019:

| Player | Season | Team | Games |
|--------------------------|-------------|-------------------------|----------|
| 1. Ryan Tannehill | 2019 | Tennessee Titans | 6 |
| Russell Wilson | 2019 | Seattle Seahawks | 6 |
| Tony Romo | 2014 | Dallas Cowboys | 6 |
| Aaron Rodgers | 2011 | Green Bay Packers | 6 |
| 5. (seven tied) | | | 5 |

MOST TD PASSES IN A POSTSEASON

During the 2019 playoffs, **Ryan Tannehill** completed at least one touchdown pass in all three of the team's games and totaled five touchdown passes. Tannehill tied **Warren Moon's** 1991 franchise record for the most touchdown passes in a single postseason.

Most touchdown passes in a single postseason, franchise history:

| Player | Season | TD Passes |
|--------------------------|-------------|-----------|
| 1. Ryan Tannehill | 2019 | 5 |
| Warren Moon | 1991 | 5 |
| 3. Marcus Mariota | 2017 | 4 |
| Warren Moon | 1992 | 4 |
| Dan Pastorini | 1978 | 4 |
| 6. Steve McNair | 2002 | 3 |
| George Blanda | 1960 | 3 |

RYAN TANNEHILL'S GAME-WINNING DRIVES

In his NFL career, quarterback **Ryan Tannehill** has led 27 game-winning drives in the fourth quarter or overtime, including the regular season and postseason. That includes 14 total games with the Titans from 2019 to 2023.

Per the Elias Sports Bureau, a game-winning drive is defined as when a quarterback's team scores on an offensive possession to put the team ahead (whether tied or from behind) for good in the fourth quarter or overtime.

Ryan Tannehill's game-winning drives:

| Date/Opp. | Largest 4th Qtr Deficit/Tie | Score, Start of Drive | Drive Start | Tannehill's Drive Stats (Att-Cmp-Yds, TD, Rushing) | Drive Totals | Drive End | Game-Winning Scoring Play | Final Score |
|-------------------------|-----------------------------|-----------------------|--------------|----------------------------------------------------|--------------|-----------|-----------------------------------------------|-------------|
| Dolphins Career: | | | | | | | | |
| 11/25/12 at Sea | 14-21 | 21-21 | 1:32 | 4-3-51, 0 TD, 1 rush for 15 yds | 7-65-1:32 | 0:00 | D. Carpenter 43-yard FG | 24-21 |
| 9/22/13 vs. Atl | 20-23 | 20-23 | 4:46 | 12-9-69, 1 TD, 0 rushes | 13-75-4:08 | 0:38 | Tannehill 1-yard pass to D. Sims | 27-23 |
| 12/8/13 at Pit | 24-28 | 24-28 | 4:31 | 3-3-25, 1 TD, 0 rushes | 4-80-1:38 | 2:53 | Tannehill 12-yard pass to C. Clay | 34-28 |
| 12/15/13 vs. NE | 17-20 | 17-20 | 4:07 | 8-6-66, 1 TD, 0 rushes | 9-60-2:52 | 1:15 | Tannehill 14-yard pass to M. Thigpen | 24-20 |
| 12/1/14 at NYJ | 6-13 | 13-13 | 5:42 | 5-4-43, 0 TD, 0 rushes | 9-57-3:45 | 1:57 | C. Sturgis 26-yard FG | 16-13 |
| 11/15/15 at Phi | 13-16 | 13-16 | 3:09 (3rd Q) | 3-3-62, 1 TD, 0 rushes | 7-87-3:14 | 14:55 | Tannehill 4-yard pass to J. Landry | 20-19 |
| 1/3/16 vs. NE | 10-10 | 10-10 | 9:50 | 4-4-77, 1 TD, 0 rushes | 6-82-2:52 | 6:58 | Tannehill 2-yard pass to J. Cameron | 20-10 |
| 9/25/16 vs. Cle | 24-24 | 24-24 | 9:39 (OT) | 1-1-32, 0 TD, 0 rushes | 3-44-1:13 | 8:26 | J. Ajayi 11-yard run | 30-24 |
| 10/23/16 vs. Buf | 14-17 | 14-17 | 7:45 | 1-1-18, 0 TD, 0 rushes | 6-64-3:49 | 3:56 | D. Williams 12-yard run | 28-25 |
| 11/20/16 at LAR | 0-10 | 7-10 | 2:11 | 5-5-53, 1 TD, 0 rushes | 7-75-1:35 | 0:36 | Tannehill 9-yard pass to D. Parker | 14-10 |
| 9/23/18 vs. Oak | 14-17 | 14-17 | 8:06 | 0-0-0, 0 TD, 1 rush for 18 yds | 2-70-0:48 | 7:18 | A. Wilson end around 52-yard pass to J. Grant | 28-20 |
| 12/2/18 vs. Buf | 14-17 | 14-17 | 12:00 | 3-3-25, 1 TD, 0 rushes | 6-75-3:18 | 8:42 | Tannehill 13-yard pass to K. Stills | 21-17 |
| 12/9/18 vs. NE | 28-33 | 28-33 | 0:07 | 1-1-69, 1 TD, 0 rushes | 1-69-0:07 | 0:00 | K. Drake 69-yard pass play by R. Tannehill | 34-33 |
| Titans Career: | | | | | | | | |
| 10/20/19 vs. LAC | 10-10 | 10-10 | 5:20 (3rd Q) | 8-6-76, 1 TD, 1 rush for 2 yds | 14-85-7:09 | 13:11 | Tannehill 5-yard pass to T. Sharpe | 23-20 |
| 10/27/19 vs. TB | 20-23 | 20-23 | 13:49 | 11-9-85, 1 TD, 0 rushes | 12-90-6:54 | 6:55 | Tannehill 8-yard pass to A. Brown | 27-23 |
| 11/10/19 vs. KC | 20-29 | 27-32 | 1:21 | 3-2-43, 1 TD, 1 rush for 18 yds | 4-61-0:58 | 14:37 | Tannehill 23-yard pass to A. Humphries | 35-32 |
| 9/14/20 at Den | 13-14 | 13-14 | 3:05 | 7-5-40, 0 TD, 0 rushes | 12-83-2:48 | 0:17 | Gostkowski 25-yard FG | 16-14 |
| 9/20/20 vs. Jax | 30-30 | 30-30 | 3:29 | 4-2-10, 0 TD, 0 rushes | 8-29-1:53 | 1:36 | Gostkowski 49-yard FG | 33-30 |
| 9/27/20 at Min | 25-30 | 28-30 | 3:42 | 5-4-34, 0 TD, 0 rushes | 9-44-1:58 | 1:44 | Gostkowski 55-yard FG | 31-30 |
| 10/18/20 vs. Hou | 29-36 | 36-36 | 10:00 (OT) | 2-2-55, 0 TD, 0 rushes | 6-82-3:30 | 6:30 | Henry 5-yard run | 42-36 |
| 11/22/20 at Bal | 13-21 | 24-24 | 7:58 (OT) | 3-3-36, 0 TD, 0 rushes | 6-73-2:37 | 5:21 | Henry 29-yard run | 30-24 |
| 1/3/21 at Hou | 31-35 | 38-38 | 0:18 | 1-1-52, 0 TD, 0 rushes | 3-56-0:18 | 0:00 | Sloman 37-yard FG | 41-38 |
| 9/19/21 at Sea | 16-30 | 30-30 | 7:19 (OT) | 0-0-0, 0 TD, 0 rushes | 5-21-2:34 | 4:45 | Bullock 36-yard FG | 33-30 |
| 10/18/21 vs. Buf | 24-31 | 27-31 | 8:01 | 5-5-58, 0 TD, 0 rushes | 8-70-4:56 | 3:05 | Henry 13-yard run | 34-31 |
| 10/31/21 at Ind | 21-24 | 31-31 | 5:48 (OT) | 1-2-13, 0 TD, 0 rushes | 4-5-1:45 | 4:03 | Bullock 44-yard FG | 34-31 |
| 12/23/21 vs. SF | 17-17 | 17-17 | 2:16 | 2-2-10, 0 TD, 2 rushes for 22 yds | 8-49-2:16 | 0:04 | Bullock 44-yard FG | 20-17 |
| 9/17/23 vs. LAC | 27-24 | 24-24 | 9:32 (OT) | 2-2-20, 0 TD, 0 rushes | 8-38-4:30 | 5:02 | Folk 41-yard FG | 27-24 |

GAME-WINNING DRIVES FROM 2019-2023

Since the time **Ryan Tannehill** joined the Titans in 2019, he has directed 14 total game-winning drives. Only Saints quarterback **Derek Carr**, Vikings quarterback **Kirk Cousins**, Broncos quarterback **Russell Wilson** and Bills quarterback **Josh Allen** have more in that time period.

In 2023, Tannehill was credited with a game-winning drive against the Los Angeles Chargers on Sept. 17.

Per the Elias Sports Bureau, a game-winning drive is defined as when a quarterback's team scores on an offensive possession to put the team ahead (whether tied or from behind) for good in the fourth quarter or overtime.

Quarterbacks with the most game-winning drives from 2019 to 2023 (regular season):

| Player | GW Drives |
|--------------------------|-----------|
| 1. Derek Carr | 18 |
| 2. Kirk Cousins | 16 |
| Russell Wilson | 16 |
| Josh Allen | 16 |
| 5. Ryan Tannehill | 14 |
| Tom Brady | 14 |
| Justin Herbert | 14 |
| 8. Patrick Mahomes | 13 |
| 9. Aaron Rodgers | 11 |
| Ben Roethlisberger | 11 |
| Matthew Stafford | 11 |
| Jared Goff | 11 |

BAUGH, MONTANA & TANNEHILL

During the 2019 season, Titans quarterback **Ryan Tannehill** accomplished a statistical feat only reached previously by a pair of Pro Football Hall of Fame quarterbacks.

Tannehill's season statistics included a 70.3 completion percentage and an average of 9.6 yards per passing attempt.

In the history of the NFL, only two previous qualifying passers have enjoyed a season in which they completed at least 70.0 percent of their passes and averaged at least 9.0 yards per attempt: **Sammy Baugh** and **Joe Montana**.

Montana led the San Francisco 49ers to a Super Bowl XXIV title and won the NFL MVP award following a 1989 season in which he completed 70.2 percent of his passes (271 of 386) and averaged 9.1 yards per attempt (3,521 yards).

Baugh directed the Washington Redskins to the NFL Championship game in 1945, while completing 70.3 percent of his passes (128 of 182) and averaging 9.2 yards per attempt (1,669 yards).

Players in NFL history (through 2019) with a completion rate of at least 70.0 percent and a passing average of at least 9.0 yards per attempt (qualifiers only):

| Player | Team | Year | Comp % | Yards/Att |
|-----------------------|------------------|-------------|-------------|------------|
| Ryan Tannehill | Tennessee | 2019 | 70.3 | 9.6 |
| Joe Montana | San Francisco | 1989 | 70.2 | 9.1 |
| Sammy Baugh | Washington | 1945 | 70.3 | 9.2 |

#8 • QB WILL LEVIS**6-4, 229, Rookie, Kentucky**[Click for complete bio](#)

Quarterback **Will Levis** was selected by the Titans in the second round (33rd overall) of the 2023 NFL Draft. He was the fourth quarterback chosen in the draft after the Titans traded up in the second round to select him.

In his debut season, Levis recorded starts in all nine games in which he appeared, becoming the third rookie quarterback in franchise history to start at least nine games. Only **Vince Young** (13 starts in 2006) and **Marcus Mariota** (12 starts in 2015) preceded him in the accomplishment. Levis' rookie passing totals included 255 attempts, 149 completions, 1,808 yards, eight touchdowns and four interceptions. His 84.2 passer rating was the second best in franchise history by a rookie quarterback (91.5 by **Marcus Mariota** in 2015), and the number also ranked first in NFL history among second-round quarterbacks in their rookie season (minimum 200 attempts). Levis had an additional 57 yards and a touchdown rushing.

Prior to entering the NFL, Levis spent two seasons at the University of Kentucky after transferring from Penn State. In four combined college seasons, he appeared in 39 games with 26 starts. He completed 479 of his 738 passes (64.9 percent) for 5,876 yards with 46 touchdowns and 25 interceptions. He also rushed for 742 yards and 17 touchdowns.

At Kentucky, Levis went 17-7 as a starter, tying Terry Wilson for the second-most quarterback wins since 1993. The two-time team captain completed 418 of 636 passes for 5,233 yards with 43 passing touchdowns and 11 rushing scores for the Wildcats. His six 300-yard passing games were the fourth-most in school history.

As a senior in 2022, he started 11 games at quarterback and connected on 185 of 283 passes for 2,406 yards with 19 passing scores, while ranking fourth in the SEC in pass efficiency (151.9). He finished fifth in the SEC with 19 passing scores.

As a junior in 2021, he transferred from Penn State to Kentucky and started in all 13 games, helping to lead UK to 10 wins for the fourth time in school history. He totaled 3,203 yards total offense, becoming the seventh player in school history to reach 3,000 yards of total offense in a season. He was 233-of-353 passing for 2,826 yards and 24 touchdowns, and he also registered 107 rushes for 376 yards and a team-high tying nine rushing touchdowns.

He is a native of Madison, Conn.

2023 Game Notes:

➤ **Against Atlanta (10/29)**, recorded a start in the first game of his NFL career, becoming the 12th rookie starting quarterback in franchise history and the first since Malik Willis at Houston on Oct. 30, 2022. He completed 19 of 29 passes for 238 yards and four touchdowns without throwing an interception. His passer rating of 130.5 was the best in franchise history among qualifying players (minimum 20 attempts) in the first start of a rookie season. He became the fifth player in NFL history with a minimum 20 attempts and a passer rating of 130.0 or better in his first NFL game, joining San Francisco's Nick Mullens (151.9 vs. Oakland on Nov. 1, 2018), Minnesota's Fran Tarkenton (148.6 vs. Chicago on Sept. 17, 1961), Washington's Robert Griffin III (139.9 at New Orleans on Sept. 9, 2012) and St. Louis' Marc Bulger (134.1 vs. Oakland on Oct. 13, 2002). Levis also became the third player to record four touchdown passes in his NFL debut, joining Tarkenton and the Titans' Marcus Mariota. He registered his first NFL touchdown pass in the first quarter on a 47-yard bomb to DeAndre Hopkins. He added touchdown passes to Hopkins of 16 yards in the second quarter and 61 yards in the third quarter. He also tossed a 33-yard touchdown pass to Nick Westbrook-Ikhine in the fourth quarter to join San Francisco's Brock Purdy (Oct. 8 vs. Dallas) and Miami's Tua Tagovailoa (Sept. 24 vs. Denver) as the NFL's only quarterbacks to date in 2023 to complete a touchdown pass in all four quarters of a game. Levis became the first Titans quarterback to accomplish the feat since at least the beginning of the 2000 season. Levis was the first Titans quarterback with four touchdown passes in a game since Ryan Tannehill at Houston on Jan. 9, 2022. He also rushed for 11 yards on seven attempts, including quarterback sneaks for first downs on each of his first two career rushing attempts. He was named the NFL Rookie of the Week for Week 8.

➤ **At Pittsburgh (11/2)**, registered his second career start, becoming the 11th rookie in franchise history with two starts at quarterback. Within the franchise's "Titans era" (1999–present), he joined Vince Young (2006), Zach Mettenberger (2014), Marcus Mariota (2015) and Malik Willis (2022)

as the only two-game rookie starters at quarterback. On Thursday Night Football, he completed 22 of 39 passes for 262 yards with one interception and had seven completions of 20-plus yards. During a touchdown drive in the second quarter, he delivered a 23-yard pass to Nick Westbrook-Ikhine. In the final minute of the first half, he recorded completions of 24 and 21 yards to Kyle Philips on consecutive plays to help set up a field goal. In the fourth quarter, he completed a 21-yard pass to Treyton Burks from the team's own eight-yard line and added a 29-yard pass to Chris Moore. Levis directed at least one scoring drive in each of his first seven quarters after entering the starting lineup on Oct. 29 against Atlanta. The streak ended in the fourth quarter at Pittsburgh.

➤ **At Tampa Bay (11/12)**, became the eighth rookie quarterback in franchise history to start at least three games. He completed 19 of 39 passes for 199 yards with one interception. In the fourth quarter, he found Kyle Philips for gains of 23 and 29 yards. Among eight rookies in franchise history with at least three starts at quarterback, his 699 passing yards through his first three starts ranked third behind only Marcus Mariota's 833 yards (2015) and Zach Mettenberger's 741 yards (2014).

➤ **At Jacksonville (11/19)**, completed 13 of 17 passes for 158 yards with two touchdowns and no interceptions for a passer rating of 143.8. On the final play of the third quarter, he connected with DeAndre Hopkins on a 43-yard touchdown pass. In the fourth quarter, he tossed a two-yard touchdown pass to Jeffery Simmons. It gave him six touchdown passes through four games.

➤ **Against Carolina (11/26)**, completed 18 of 28 passes for 185 yards without throwing an interception (83.2 passer rating). In the first quarter, he delivered a 25-yard pass to Chig Okonkwo to set up a touchdown. In the fourth quarter, he found Chris Moore for a 22-yard connection. He also completed a pair of 19-yard strikes to DeAndre Hopkins.

➤ **Against Indianapolis (12/3)**, completed 16 of 33 passes for 224 yards with one touchdown and no interceptions (80.9 passer rating). He registered his third consecutive game without throwing an interception. In the fourth quarter, he tallied his seventh touchdown pass of the season on a three-yard strike to DeAndre Hopkins. During the first drive of the game, he found Chig Okonkwo for a 39-yard completion to help set up a touchdown. In the second quarter, he tossed a 27-yard pass to Hopkins, leading to a touchdown on the next snap. In the fourth quarter, Levis completed a 28-yard pass to Nick Westbrook-Ikhine during a touchdown drive. After losing a fumble to defensive end Samson Ebukam in the first quarter, he recovered a fumble by Ebukam to give the Titans possession and a first down.

➤ **At Miami (12/11)**, completed 23 of 38 passes for 327 yards and a touchdown with one interception (86.2 passer rating). He registered the fifth 300-yard passing game by a rookie in franchise history, joining Marcus Mariota (two in 2015), Zach Mettenberger (2014) and Jacky Lee (1960) as the team's only rookies to do so. He became the fourth rookie quarterback in franchise history to start at least seven games, joining Dan Pastorini (eight starts in 1971), Vince Young (13 starts in 2006) and Marcus Mariota (12 starts in 2015). He was the franchise's first rookie starting quarterback to win a primetime game since the 1970 AFL-NFL merger. Tallying seven completions of 20-plus yards, he registered the team's first 300-yard individual passing performance since Ryan Tannehill's 333 passing yards at Green Bay on Nov. 17, 2022. In the second quarter, he led a 14-play, 86-yard touchdown drive that included a 22-yard completion to Chris Moore. He also rushed twice for 16 yards on the drive. He tossed a 45-yard pass to



DeAndre Hopkins to set up a field goal as time expired in the first half. With less than three minutes remaining in the fourth quarter, he led the team back from a 14-point deficit (27-13), engineering a pair of touchdown drives. He completed a three-yard touchdown pass to DeAndre Hopkins with 2:40 on the clock, immediately followed by a completion to Nick Westbrook-Ikhine for a two-point conversion. On the offense's next drive, he led a 64-yard march for a touchdown that included back-to-back passes of 36 yards to Hopkins and 16 yards to Chig Okonkwo. A Derrick Henry touchdown run and subsequent extra point gave Levis the first game-winning drive of his career. Levis became the first NFL rookie quarterback to pass for 300 or more yards on Monday Night Football. Previously, the most passing yards in a Monday night game by a rookie were 291 by Chicago's Justin Fields at Pittsburgh on Nov. 8, 2021.

➤ **Against Houston (12/17)**, completed 17 of 26 passes for 199 yards with one interception and added 25 rushing yards and his first career touchdown on four attempts. On the team's first drive, he completed a 37-yard pass to Treyton Burks and a 33-yarder to Nick Westbrook-Ikhine to help set up his one-yard rushing touchdown. He became the fourth rookie quarterback in franchise history to start at least eight games, joining Dan Pastorini (eight starts in 1971), Vince Young (13 starts in 2006) and Marcus Mariota (12 starts in 2015).

➤ **Against Seattle (12/24)**, he was inactive with an ankle injury.

➤ **At Houston (12/31)**, returned to the lineup after missing the previous game with an injury. He became the third rookie quarterback in franchise history to start at least nine games, joining Vince Young (13 starts in 2006) and Marcus Mariota (12 starts in 2015). He completed two of six passes for 16 yards before leaving the game in the second quarter with a foot injury.

➤ **Against Jacksonville (1/7)**, he served as the inactive/third quarterback due to a foot injury.

Levis' 2023/Career Regular Season Passing Statistics:

| Year | G | GS | Att | Cmp | Pct | Yds | TD | Int | Lg | Sack | Rate |
|------|---|----|-----|-----|------|-------|----|-----|-----|------|------|
| 2023 | 9 | 9 | 255 | 149 | 58.4 | 1,808 | 8 | 4 | 61t | 28 | 84.2 |

Levis' Regular Season Single-Game Highs:

Attempts - 39 (Twice, last at Tampa Bay, 11/12/23)

Completions - 23 at Miami (12/11/23)

Passing Yards - 327 at Miami (12/11/23)

Touchdown Passes - 4 vs. Atlanta (10/29/23)

Long Completion - 61t vs. Atlanta (10/29/23)

Completion Percentage - 65.5 vs. Atlanta (10/29/23)

Levis' College Passing Statistics:

| Year | Team | G | GS | Att | Cmp | Pct | Yds | Yd/Att | TD | INT | Lg |
|-----------------------|----------|-----------|-----------|------------|------------|-------------|--------------|-------------|-----------|-----------|-----------|
| 2019 | Penn St | 7 | 1 | 47 | 28 | 59.6 | 223 | 4.74 | 2 | 2 | 44t |
| 2020 | Penn St | 8 | 1 | 55 | 33 | 60.0 | 421 | 7.65 | 1 | 0 | 74 |
| 2021 | Kentucky | 13 | 13 | 353 | 233 | 66.0 | 2,826 | 8.01 | 24 | 13 | 79 |
| 2022 | Kentucky | 11 | 11 | 283 | 185 | 65.4 | 2,406 | 8.50 | 19 | 10 | 70t |
| College Totals | | 39 | 26 | 738 | 479 | 64.9 | 5,876 | 7.96 | 46 | 25 | 79 |

ROOKIE QBs, FRANCHISE HISTORY

In 2023, **Will Levis** became the third rookie quarterback in franchise history to start at least nine games, joining **Marcus Mariota** (12 in 2015) and **Vince Young** (13 in 2006).

Levis finished his rookie campaign with an 84.2 passer rating, which ranked second in franchise history by a rookie signal caller. Only Mariota (91.5) fared better in his debut season.

Rookie starting quarterbacks, franchise history (by passer rating):

| Name | Season (Round) | G/S | W-L | Att | Cmp | Yards | TD | INT | Rtg |
|----------------------|-----------------|------------|------------|------------|------------|--------------|----------|----------|-------------|
| 1. Marcus Mariota | 2015 (1) | 12/12 | 3-9 | 370 | 230 | 2,818 | 19 | 10 | 91.5 |
| 2. Will Levis | 2023 (2) | 9/9 | 3-6 | 255 | 149 | 1,808 | 8 | 4 | 84.2 |
| 3. Zach Mettenberger | 2014 (6) | 7/6 | 0-6 | 179 | 107 | 1,412 | 8 | 7 | 83.4 |
| 4. Steve McNair | 1995 (1) | 4/2 | 2-0 | 80 | 41 | 569 | 3 | 1 | 81.7 |
| 5. Jacky Lee | 1960 (-) | 14/3 | 2-1 | 77 | 41 | 842 | 5 | 6 | 81.2 |
| 6. Vince Young | 2006 (1) | 15/13 | 8-5 | 357 | 184 | 2,199 | 12 | 13 | 66.7 |
| 7. Brent Pease | 1987 (11*) | 7/3 | 2-1 | 113 | 56 | 728 | 3 | 5 | 60.6 |
| 8. Dan Pastorini | 1971 (1) | 14/8 | 4-4 | 270 | 127 | 1,702 | 7 | 21 | 43.8 |
| 9. Malik Willis | 2022 (3) | 8/3 | 1-2 | 61 | 31 | 276 | 0 | 3 | 42.8 |
| 10. Rusty Smith | 2010 (6) | 2/1 | 0-1 | 40 | 20 | 200 | 0 | 4 | 25.0 |
| 11. Bob Davis | 1967 (2) | 2/2 | 1-0-1 | 19 | 9 | 71 | 0 | 2 | 17.5 |
| 12. Lynn Dickey | 1971 (3) | 7/2 | 0-1-1 | 57 | 19 | 315 | 0 | 9 | 13.3 |

* with Minnesota

SECOND-ROUND QUARTERBACKS

From the first common draft in 1967 to 2023, there were 63 quarterbacks selected in the second round of the NFL Draft. Among those with at least 200 passing attempts in their rookie season, Titans quarterback **Will Levis** delivered the highest passer rating. Levis was 149-of-255 passing for 1,808 yards with eight touchdowns and four interceptions, amounting to an 84.2 passer rating. The previous leader was **Charlie Batch**, who had an 83.5 passer rating as a rookie with the Detroit Lions in 1998.

Levis' 58.4 completion percentage also ranked as the best of any second-rounder in his rookie campaign. Former Cincinnati Bengals quarterback **Andy Dalton** previously held the top spot with a 58.1 completion percentage as a rookie in 2011.

Best passer rating by second-round rookies since 1967 (minimum 200 attempts):

| Player | Team | Year | Pick (Rnd 2) | Att | Cmp | Pct | Yards | TD | INT | Rtg |
|----------------------|------|------|--------------|-----|-----|------|-------|----|-----|------|
| 1. Will Levis | Ten | 2023 | 33 | 255 | 149 | 58.4 | 1,808 | 8 | 4 | 84.2 |
| 2. Charlie Batch | Det | 1998 | 60 | 303 | 173 | 57.1 | 2,178 | 11 | 6 | 83.5 |
| 3. Andy Dalton | Cin | 2011 | 35 | 516 | 300 | 58.1 | 3,398 | 20 | 13 | 80.4 |
| 4. Derek Carr | Oak | 2014 | 36 | 599 | 348 | 58.1 | 3,270 | 21 | 12 | 76.6 |
| 5. Jake Plummer | Ari | 1997 | 42 | 296 | 157 | 53.0 | 2,203 | 15 | 15 | 73.1 |
| 6. Tony Banks | StL | 1996 | 42 | 368 | 192 | 52.2 | 2,544 | 15 | 15 | 71.0 |
| 7. Geno Smith | NYJ | 2013 | 39 | 443 | 247 | 55.8 | 3,046 | 12 | 21 | 66.5 |
| 8. Dennis Shaw | Buf | 1970 | 30 | 321 | 178 | 55.5 | 2,507 | 10 | 20 | 65.3 |
| 9. DeShone Kizer | Cle | 2017 | 52 | 476 | 255 | 53.6 | 2,894 | 11 | 22 | 60.5 |
| 10. Neil Lomax | StL | 1981 | 33 | 236 | 119 | 50.4 | 1,575 | 4 | 10 | 59.9 |

EXPLOSIVE PASSING, WEEKS 8-18

After **Will Levis** stepped into the starting lineup on Oct. 29 against the Atlanta Falcons, he totaled 32 completions of at least 20 yards in the nine games he played. Among all NFL quarterbacks, his 32 such completions from Week 8 to Week 18 ranked seventh in the NFL and second among all rookies behind only Houston's **C.J. Stroud** (41).

Most completions of 20-plus yards in 2023, Weeks 8-18:

| Player | Team | 20+ Yard Completions |
|------------------------|-------------------------|----------------------|
| 1. Brock Purdy | San Francisco 49ers | 49 |
| 2. Dak Prescott | Dallas Cowboys | 44 |
| 3. Jordan Love | Green Bay Packers | 41 |
| Baker Mayfield | Tampa Bay Buccaneers | 41 |
| C.J. Stroud * | Houston Texans | 41 |
| 6. Jared Goff | Detroit Lions | 37 |
| 7. Will Levis * | Tennessee Titans | 32 |
| 8. Josh Allen | Buffalo Bills | 31 |
| Matthew Stafford | Los Angeles Rams | 31 |
| Tua Tagovailoa | Miami Dolphins | 31 |
| Trevor Lawrence | Jacksonville Jaguars | 31 |

* Rookie

YARDS PER COMPLETION

Will Levis averaged 12.13 yards per completed pass in 2023, accounting for 1,808 yards on 149 completions. His average per completion ranked fourth in the NFL for the 2023 season behind only San Francisco's **Brock Purdy** (13.90), Houston's **C.J. Stroud** (12.88) and the Los Angeles Rams' **Matthew Stafford** (12.16).

Most average yards per completion in 2023:

| Player | Team | Att | Cmp | Yards | Yards/Cmp |
|------------------------|------------------|------------|------------|--------------|--------------|
| 1. Brock Purdy | San Francisco | 444 | 308 | 4,280 | 13.90 |
| 2. C.J. Stroud * | Houston | 499 | 319 | 4,108 | 12.88 |
| 3. Matthew Stafford | LA Rams | 521 | 326 | 3,965 | 12.16 |
| 4. Will Levis * | Tennessee | 255 | 149 | 1,808 | 12.13 |
| 5. Lamar Jackson | Baltimore | 457 | 307 | 3,678 | 11.98 |
| 6. Tua Tagovailoa | Miami | 560 | 388 | 4,624 | 11.92 |
| 7. Desmond Ridder | Atlanta | 388 | 249 | 2,836 | 11.39 |
| 8. Jake Browning | Cincinnati | 243 | 171 | 1,936 | 11.32 |
| 9. Justin Fields | Chicago | 370 | 227 | 2,562 | 11.29 |
| 10. Jared Goff | Detroit | 605 | 407 | 4,575 | 11.24 |

* Rookie

#7 • QB MALIK WILLIS

6-1, 219, 2nd Year, Liberty

[Click for complete bio](#)

Malik Willis completed his second NFL season in 2023. He was selected by the Titans in the third round (86th overall) of the 2022 NFL Draft.

In 2023, he participated in three games, completing four of five passes for 74 yards. He added 21 rushing yards on five attempts.

Willis was the third quarterback drafted in 2022 after the Titans traded up four spots in the third round to select him. As a rookie, he appeared in eight games with three starts, completing 31 of 61 passes for 276 yards with three interceptions. He also rushed for 123 yards and a touchdown.

Willis spent three total years at Liberty, including a 2019 redshirt campaign, after transferring from Auburn. In four total seasons, he registered 38 games played with 23 starts, completing 388 of 618 passes for 5,186 yards and 48 touchdowns with 18 interceptions. He also rushed for 2,131 yards and 29 touchdowns on 366 career rushing attempts.

During his two seasons as Liberty's starting signal caller, he directed the Flames to a 17-6 record in 23 starts, including two bowl victories. During those two seasons he led the FBS with 74 total passing (47) and rushing (27) touchdowns.

In his final season at Liberty in 2021, Willis led the Flames to an 8-5 record and a bowl win. He completed 207 of 339 passes for 2,857 yards and 27 touchdowns to go along with 197 rushing attempts for 878 yards and 13 touchdowns.

Willis was named the 2021 Bobby Bowden Trophy winner. The award is presented annually to "a college football player who epitomizes a student-athlete of faith and conducts himself as an exemplary model in the classroom, on the field, on the campus and in the community."

As a junior in 2020, he started all 10 games in which he played in his first season as Liberty's quarterback after sitting out 2019 due to transfer rules. He won each of his first seven career starts and completed 170 of 265 passes for 2,260 yards, 20 touchdowns and six interceptions during the season. He added 141 rushing attempts for 944 yards and 14 touchdowns, leading all FBS quarterbacks in rushing yards and touchdowns.

He is a native of Atlanta, Ga.

2023 Game Notes:

- **Against Baltimore (10/15)**, entered the game with 12:49 on the clock in the fourth quarter and completed four of his five passes for 74 yards, including a 48-yard completion to Tyjae Spears. He added 17 rushing yards on three attempts.
- **Against Atlanta (10/29)**, rushed for four yards on two attempts.

Willis' Career Regular Season Passing Statistics:

| Year | G | GS | Att | Cmp | Pct | Yds | TD | Int | Lg | Sack | Rate |
|---------------|-----------|----------|-----------|-----------|-------------|------------|----------|----------|-----------|-----------|-------------|
| 2022 | 8 | 3 | 61 | 31 | 50.8 | 276 | 0 | 3 | 48 | 10 | 42.8 |
| 2023 | 3 | 0 | 5 | 4 | 80.0 | 74 | 0 | 0 | 48 | 4 | 118.8 |
| Totals | 11 | 3 | 66 | 35 | 53.0 | 350 | 0 | 3 | 48 | 14 | 49.4 |

Willis' Regular Season Single-Game Highs:


Attempts - 23 vs. Houston (12/24/22)
Completions - 14 vs. Houston (12/24/22)
Passing Yards - 99 vs. Houston (12/24/22)
Touchdown Passes - (none)
Rushes - 8 at Kansas City (11/6/22)
Rushing Yards - 43 vs. Houston (12/24/22)
Rushing Touchdowns - 1 vs. Houston (12/24/22)

TITANS
RUNNING BACKS

| No. | Name | Ht | Wt | Exp | College |
|-----|-----------------------|------|-----|-----|------------------|
| 36 | Chestnut, Julius (IR) | 5-11 | 228 | 2 | Sacred Heart |
| 25 | Haskins, Hassan (IR) | 6-2 | 228 | 2 | Michigan |
| 22 | Henry, Derrick | 6-3 | 247 | 8 | Alabama |
| 32 | Spears, Tyjae | 5-11 | 195 | R | Tulane |
| 20 | Ward, Jonathan | 6-0 | 202 | 4 | Central Michigan |

#22 • RB DERRICK HENRY

6-3, 247, 8th Year, Alabama

[Click for complete bio](#)

Running back **Derrick Henry** completed his eighth NFL season in 2023. He was selected by the Titans with the 45th overall pick in the second round of the 2016 NFL Draft.

From the time he entered the NFL in 2016 through 2023, Henry rushed for 9,502 yards and 90 touchdowns on 2,030 attempts. No NFL player rushed for more yards or touchdowns than Henry did during that timespan. He concluded the 2023 campaign ranked 35th in NFL history in rushing yards and tied for 13th in rushing touchdowns.

Henry's 90 career rushing touchdowns and 93 total touchdowns (three receiving) at the conclusion of the 2023 campaign were the most in franchise history. He also finished the season second in career rushing yards behind only **Eddie George** (10,009).

In the history of the NFL, only three players prior to Henry reached the both the 9,000-yard and 90-touchdown rushing plateaus within their first eight seasons. He joined **Emmitt Smith**, **Shaun Alexander** and **LaDainian Tomlinson** as the fourth member of the group.

Henry authored 41 total 100-yard rushing games from 2016 to 2023, including the regular season (38) and playoffs (three). In doing so, he eclipsed **Earl Campbell** (40) for the most such games in franchise history. His 38 such performances in the regular season alone trail only Campbell (39).

Henry's six career 200-yard rushing games are tied with **O.J. Simpson** and **Adrian Peterson** for the most in NFL history, and his six career games with at least 200 rushing yards and at least two rushing touchdowns are the most.

In 2023, Henry finished second in the NFL in rushing, accounting for 1,167 yards and 12 touchdowns on 280 carries. He started 17 games for the first time in his career and was selected to his fourth career Pro Bowl. He joined Tomlinson (six), Smith (six) and Alexander (five) as the only players in NFL history to record at least five career seasons in which he rushed for at least 1,000 rushing yards and 12 touchdowns.

The 2023 season was the sixth consecutive year in which Henry finished in the NFL's top 10 in rushing (2018–2023), and it was his fourth top-two finish. He led the league in rushing in 2019 and 2020, and he came in second in 2022 and 2023. His 2018 and 2021 campaigns resulted in him placing seventh and ninth, respectively.

Henry also concluded the 2023 season without recording a single fumble, logging the first season of his career in which he accomplished the feat. He was the fifth NFL player since 1995 to record at least 280 rushing attempts in a season and not fumble, joining Tomlinson (2007), **Ray Rice** (2010), **Le'Veon Bell** (2014) and **Najee Harris** (2021).

Henry was named to his third Pro Bowl in 2022 after finishing the season with 1,538 yards and 13 touchdowns on 349 rushing attempts (4.4 avg.). He finished second in the NFL in rushing yards behind Las Vegas Raiders tailback **Josh Jacobs** (1,653). His yardage total was the third-best of his career and ranked sixth in franchise history. With a career-high 398 receiving yards, his 1,936 scrimmage yards ranked fifth in franchise history and made up the second-best number of his career (2,141 in 2020). His nine 100-yard rushing games ranked fifth in franchise history.



PRO BOWL

Henry was honored in 2022 with his second consecutive nomination for the NFL's Walter Payton Man of the Year Award.

In 2021, Henry's season was affected by a foot injury that caused him to be placed on injured reserve for the final nine games of the regular season. Prior to the injury, he was leading the NFL with 937 rushing yards and 10 rushing touchdowns, numbers that still ranked ninth and tied for sixth, respectively, at the conclusion of the regular season. He returned to start in the team's divisional playoff contest and rushed for 62 yards and one score.

In 2020, Henry was named the Associated Press NFL Offensive Player of the Year after an historic campaign in which he totaled 378 rushing attempts for 2,027 yards and 17 touchdowns. His rushing yardage total established a new franchise record and led the NFL. As the eighth player in NFL annals to hit the 2,000-yard mark, his 2,027 yards finished fifth on the all-time single-season rushing charts. He was recognized with his second consecutive Pro Bowl, named first-team Associated Press All-Pro, and won the FedEx Ground Player of the Year Award for the second consecutive year.

Henry was a first-time team captain in 2020. He started all 16 regular season games for the first time and became the first player since Tomlinson (2006-07) to lead the NFL in rushing yards in consecutive years. He was the first player in more than 50 years to lead the league in rushing yards, attempts and rushing touchdowns in consecutive seasons and the fifth player ever to do so. The most recent prior to him was Cleveland's **Leroy Kelly** from 1967 to 1968.

Henry's 17 rushing touchdowns in 2020 set a career high and finished as the second-best total in franchise history behind Campbell's 19 rushing touchdowns in 1979.

On Jan. 3, 2021, the day Henry eclipsed the 2,000-yard rushing mark for the season, he broke his own franchise single-game rushing record by totaling 250 yards and two touchdowns on 34 carries. He led the team to a victory at Houston, and in doing so, helped the Titans clinch their first of two consecutive AFC South titles.

In 2019, Henry was named to his first Pro Bowl and added second-team Associated Press All-Pro honors after leading the NFL in rushing. In 15 games, he totaled 1,540 yards on 303 carries (5.1 avg.), joining **Billy Cannon** (AFL, 1961), Campbell (1978-80) and **Chris Johnson** (2009) as the only running backs in franchise history to lead their respective leagues in rushing. At the time, Henry's single-season total ranked fourth in franchise annals behind Johnson's 2009 total (2,006) and Campbell's 1979 (1,697) and 1980 (1,934) performances.

With 16 rushing touchdowns in 2019, Henry tied Green Bay's **Aaron Jones** for the NFL lead. Adding his two receiving touchdowns, his 18 total touchdowns were third in the NFL and tied for second in franchise annals (19 by Campbell in 1979; 18 by **Bill Groman** in 1961).

Henry's performance late in the 2019 season was instrumental in the team's run to the AFC championship game. Over the final six games of the regular season plus three playoff appearances, Henry registered seven 100-yard games. During a three-game stretch (Dec. 29 at Houston, Jan. 4 at New England and Jan. 11 at Baltimore), he became the first player in NFL history to rush for at least 180 yards in three consecutive regular season and/or postseason games.

Henry authored his first career 1,000-yard season in 2018, totaling 1,059 yards and 12 touchdowns on 215 carries—all then-career highs. His rushing yardage ranked second in the AFC to **Joe Mixon's** 1,168 yards, and he finished seventh in the NFL. Henry's 12 rushing touchdowns tied **James Connor** for third place in the NFL behind **Todd Gurley** (17) and **Alvin Kamara** (14).

Henry was named AFC Offensive Player of the Month for December 2018. His 625 rushing yards in the month were the most by any NFL player in any month during the season.

Against the Jacksonville Jaguars on Dec. 6, 2018, Henry recorded one of the greatest single games in franchise history in front of a national primetime television audience. He broke Johnson's single-game franchise record (228) with 238 rushing yards, including a 99-yard touchdown run—one of his four touchdowns in the contest. He joined **Tony Dorsett** as the only two players in NFL history to rush for a 99-yard score.

In 2017, Henry shared time in the Titans backfield with **DeMarco Murray**. Henry led the team with 744 rushing yards on 176 carries, and he added 11 receptions for 136 yards and a touchdown. His five rushing touchdowns tied for second on the club.

As a rookie in 2016, Henry played in 15 games with one start, splitting reps in the backfield with Murray. He carried the ball 110 times for 490 yards and five touchdowns and added 137 yards on 13 receptions. Henry became the third rookie for the franchise in the "Titans era" to score at least five touchdowns in a season, joining **Vince Young** (seven rushing touchdowns

in 2006) and Johnson (nine rushing and one receiving in 2008).

The Heisman Trophy winner played three seasons (2013–2015) at the University of Alabama, where he set numerous school and SEC records while helping his team win a national title in 2015. In 39 games, he totaled 602 carries for 3,591 yards and 42 rushing touchdowns and added 285 yards on 17 career receptions with three receiving scores. During Alabama's victory over Clemson in the 2016 College Football Playoff National Championship, he broke Alexander's record for most career rushing yards in Alabama history.

In his final collegiate season, Henry rushed for an Alabama and Southeastern Conference record 2,219 yards, which led the nation and ranked fifth in FBS history. He recorded 100-yard rushing games 10 times and had four 200-yard games during the season. His 28 rushing touchdowns were a national best and an SEC record, snapping **Tim Tebow** and **Tre Mason's** old mark of 23. In addition to the Heisman, he also won the Doak Walker Award, Walter Camp Award and Maxwell Award, among a multitude of other honors.

Henry is a native of Yulee, Fla.

2023 Game Notes:

➤ **At New Orleans (9/10)**, led the team with 119 scrimmage yards, including 63 rushing yards on 15 carries and 56 receiving yards on a pair of catches. He registered his 43rd career game with at least 100 scrimmage yards. His 18-yard run in the first quarter helped set up a Titans field goal. In the second quarter, he took a screen pass 46 yards to record the fifth-longest reception of his career.

➤ **Against the Los Angeles Chargers (9/17)**, led the team with 95 scrimmage yards, including a team-high 80 rushing yards on 25 attempts and three receptions for 15 yards. It was the 36th regular-season game of his career with a minimum of 80 rushing yards and a rushing touchdown. He scored his first touchdown of the season and the 79th rushing touchdown of his career on a one-yard plunge in the second quarter.

➤ **At Cleveland (9/24)**, rushed for 20 yards on 11 attempts.

➤ **Against Cincinnati (10/1)**, totaled 122 rushing yards and one touchdown on 22 carries (5.5 avg.) and added one reception for 11 yards. He also completed a two-yard touchdown pass. Early in the third quarter, he moved past Earl Campbell (8,574 rushing yards with the franchise) for second place on the franchise's all-time rushing list behind only Eddie George (10,009). In the second quarter, he rushed for a 29-yard touchdown to give him a franchise-best 80 career rushing touchdowns. He became the seventh NFL player in the Super Bowl era (1966–present) to reach 8,000 rushing yards and 80 rushing touchdowns within his first eight seasons, joining Eric Dickerson, Barry Sanders, Emmitt Smith, Shaun Alexander, LaDainian Tomlinson and Adrian Peterson. Henry took a shotgun snap and completed a two-yard touchdown pass to tight end Josh Whyle with 10 seconds remaining in the first half. It was Henry's third career touchdown pass in the regular season in addition to one in the postseason. He became the sixth



running back in NFL history to rush for at least one touchdown and pass for at least one touchdown in multiple games during his career (at Green Bay on Nov. 17, 2022), joining Tomlinson (five games), Chuck Muncie (three), Walter Payton (three), Jerome Bettis (two) and Clinton Portis (two). His 38th career 100-yard rushing game, including regular season (35) and playoffs (three), tied Eddie George (38 total) for the second-most such games in franchise history, trailing only Earl Campbell (40). His 35th 100-yard rushing performance in the regular season tied Chris Johnson's mark for the third-most in franchise history, behind only Campbell (39) and George (36).

➤ **At Indianapolis (10/8)**, led the offense with 43 rushing yards on 13 carries and added three receptions for 19 yards. In the first half, he moved into second place in franchise history in career scrimmage yards, surpassing Chris Johnson's career total (9,968). Henry finished the game with 10,008 career scrimmage yards, second only to Eddie George (12,153) in franchise annals.

➤ **Against Baltimore (10/15)**, led the team with 97 yards on 12 rushing attempts, including a touchdown. He added 16 yards on a pair of receptions to account for 113 scrimmage yards. In the third quarter, he took a shotgun snap and raced 64 yards to set up a field goal. It was his ninth career rushing attempt of 60-plus yards, the highest total in the NFL since 2016. He also scored on a 15-yard run in the third quarter. His 81st career rushing touchdown matched Otis Anderson and Frank Gore for the 19th-highest total in NFL history.

➤ **Against Atlanta (10/29)**, led the team with 101 rushing yards on 22 carries (4.6 avg.) and added four receptions for 21 yards. He registered his 39th total 100-yard rushing game, including regular season (36) and playoffs (three). He surpassed Eddie George (38 total) for the second-most such games in franchise history, trailing only Earl Campbell (40). His 36th such regular-season game eclipsed Chris Johnson's mark (35) and tied George (36) for the second-most in franchise history, behind only Campbell (39). He logged his fourth game of 2023 (46th career game) with at least 100 scrimmage yards.

➤ **At Pittsburgh (11/2)**, led the team with 75 rushing yards and one touchdown on 17 carries. He added three receptions for 27 yards to give him 102 total scrimmage yards. In the second quarter, he scored on a two-yard run for his 82nd career rushing touchdown, tying Corey Dillon for the 18th highest total in NFL history. He tallied his third consecutive game with 100 or more scrimmage yards and his 47th career game (regular season) with 100-plus scrimmage yards. In doing so, he surpassed Chris Johnson (46) for the second-most 100-yard scrimmage games in franchise history behind only Eddie George (54). He caught a screen pass for a 23-yard gain in the third quarter.

➤ **At Tampa Bay (11/12)**, led the team with 24 rushing yards on 11 attempts.

➤ **At Jacksonville (11/19)**, tied for the team lead with 38 rushing yards on 10 attempts. He added one reception for six yards. In the fourth quarter, he helped set up a Titans touchdown with a 16-yard rushing attempt.

➤ **Against Carolina (11/26)**, led the team with 76 yards and two touchdowns on 18 attempts. He reached the end zone on a one-yard rushing attempt in the first quarter and scored his second touchdown of the game and his sixth rushing touchdown of the season on a 10-yard run in the second quarter. With his 83rd and 84th career rushing touchdowns, he surpassed Corey Dillon (82) and Jim Taylor (83) for the 17th highest total in NFL history. In the first quarter, he moved past the 9,000-yard career rushing mark to become the 38th player in NFL history to reach the plateau. He also became the eighth player in NFL history to reach 9,000 rushing yards and 80 rushing touchdowns before celebrating his 30th birthday, joining Adrian Peterson, Barry Sanders, Emmitt Smith, Jim Brown, LaDainian Tomlinson, Eric Dickerson and Marshall Faulk. It was his 21st career game with at least two rushing touchdowns, equaling Barry Sanders and Marshall Faulk for the 11th-highest total by a player since the 1970 NFL-AFL merger. He joined Marshall Faulk, LaDainian Tomlinson, Eddie George and Ricky Watters as the only NFL players in the Super Bowl era (since 1966) with at least five rushing touchdowns in each of their first eight career seasons.

➤ **Against Indianapolis (12/3)**, led the team with 102 rushing yards and two touchdowns on 21 attempts (4.9 avg.). He added one reception for 18 yards to give him 120 scrimmage yards in the contest. He exited the game in the fourth quarter with an injury. It was his 40th total 100-yard rushing game, including regular season (37) and playoffs (three), which tied Earl Campbell (40) for the most such games in franchise history. His 37th 100-yard rushing performance in the regular season surpassed Eddie George (36) for the second-most in franchise history, behind only Campbell (39). Henry went over the 1,000-yard scrimmage mark for the sixth consecutive season, logging his sixth game of 2023 with 100 or more scrimmage yards and his 48th career game (regular season) with 100-plus scrimmage yards. In franchise history, only Eddie George (54) has more. He scored on a 22-

yard carry in the first quarter and a five-yard carry in the second quarter, marking the fifth time in his career he rushed for multiple touchdowns in the first half of a game. It was the second consecutive week in which he rushed for two touchdowns. With his 85th and 86th career rushing touchdowns, he moved past Marshawn Lynch (85) and tied Priest Holmes (86) for 15th place on the NFL's all-time list for career rushing touchdowns. His 86 career rushing touchdowns put him in a tie with Eric Dickerson (86) and Adrian Peterson (86) for the fifth-most by a player in his first eight career seasons in NFL history, behind only LaDainian Tomlinson (126), Emmitt Smith (112), Jim Brown (89) and Shaun Alexander (100). Henry also became the sixth player in NFL annals with at least eight rushing touchdowns in six consecutive seasons, joining LaDainian Tomlinson (nine seasons), Jim Brown (seven), Emmitt Smith (seven), Adrian Peterson (seven) and Melvin Gordon (six).

➤ **At Miami (12/11)**, rushed for 34 yards and two touchdowns on 17 carries and added one reception for 17 yards. In the second quarter, he crossed the goal line on a one-yard run, and later he helped the Titans win the game with a three-yard rushing touchdown with 1:49 remaining in the fourth quarter. The touchdown tied the game, and the extra point provided the winning margin in the 28-27 finish. With his 87th and 88th career rushing touchdowns, he surpassed Priest Holmes (86) for 15th place in NFL history. Eric Dickerson (90) and Curtis Martin (90) are the next two players directly in front of Henry on the all-time list, tied for 13th place. With two rushing touchdowns in three consecutive games, he matched the best streak of his career (Sept. 27–Oct. 18, 2020). Henry, Earl Campbell (1980) and Chris Johnson (2009) are the franchise's only players to do so, and Henry is the only one from the group to accomplish the feat twice. With his ninth and 10th rushing touchdowns of the season, he became the third player in NFL history to record 10 or more rushing touchdowns in six consecutive seasons, joining LaDainian Tomlinson (nine seasons) and Adrian Peterson (seven). He also joined Tomlinson (eight seasons from 2001-08) and Peterson (seven seasons from 2007-13) as the only players in NFL annals with 1,000 scrimmage yards and 10 rushing touchdowns in six consecutive seasons.

➤ **Against Houston (12/17)**, rushed for nine yards on 16 attempts and also totaled one yard on a team-high four receptions. With 16 rushing attempts, he finished the game with 1,980 career attempts to pass Earl Campbell (1,979) for the second-highest total in franchise history behind Eddie George (2,733).

➤ **Against Seattle (12/24)**, led the team with 88 rushing yards on 19 attempts with one touchdown. He also threw a touchdown pass and caught one pass for 11 yards. In the second quarter, he completed a 12-yard touchdown pass to tight end Chig Okonkwo to record his second touchdown pass of the season and his longest career pass. He improved his career passing totals to seven completions, 37 yards and four touchdowns on nine attempts, to go along with one additional postseason touchdown pass. In the fourth quarter, he scored his 11th rushing touchdown of the season on a two-yard plunge. He registered his third career game with a passing touchdown and a rushing touchdown, becoming the fourth running back in the Super Bowl era (since 1966) to rush for at least one touchdown and pass for at least one touchdown three or more times during his career. He joined LaDainian Tomlinson (five games), Chuck Muncie (three) and Walter Payton (three) as the NFL's only running backs in the Super Bowl era to do so. He joined Walter Payton, LaDainian Tomlinson and Marcus Allen as the only players in NFL history to score at least 90 touchdowns and pass for at least four touchdowns. Also against the Seahawks, Henry surpassed 10,000 combined career rushing yards (10,039) in the regular season (9,307) and postseason (732).

➤ **At Houston (12/31)**, led the team with 42 rushing yards on 12 attempts. On a 16-yard run in the third quarter, he reached the 1,000-yard rushing mark for the fifth time in his career. He joined Eddie George (seven), Chris Johnson (six) and Earl Campbell (five) as the only players in franchise history with five or more 1,000-yard rushing seasons. He also became the 10th player in NFL history to record at least five seasons with 1,000 rushing yards and 10 rushing touchdowns. On his first carry of the contest, he became the second player in Titans/Oilers history (Eddie George) and the 42nd player in NFL history to reach 2,000 career rushing attempts.

➤ **Against Jacksonville (1/7)**, rushed for 153 yards and one touchdown on 19 attempts. His 8.1-yard rushing average ranked fifth in his career for a game in which he totaled at least 19 carries. With his 41st total 100-yard rushing game, including regular season (38) and playoffs (three), he surpassed Earl Campbell (40) for the most such games in franchise history. He also notched his 13th career game with at least 150 rushing yards—ninth among all players in the Super Bowl era (1966 to present) behind Barry Sanders (25), Walter Payton (20), Adrian Peterson (19), Eric Dickerson (18), Emmitt Smith (18), O.J. Simpson (16), LaDainian Tomlinson (16) and Campbell (14). His 13th career game with at least 150

rushing yards and a rushing touchdown put him in a tie with Dickerson (13 games), Smith (13) and Peterson (13) for the fourth-most ever by a player in his first eight seasons—only Jim Brown (18 games), Tomlinson (16) and Simpson (15) had more. His seventh game of 2023 with 100 or more scrimmage yards gave him 49 for his career in the regular season, and in franchise history, only Eddie George (54) had more. In the second quarter against the Jaguars, Henry scored on an 18-yard run. It was his 12th rushing touchdown of the season and the 90th rushing touchdown of his career. He tied Dickerson (90) and Curtis Martin (90) for the 13th-highest rushing touchdown total in NFL history. Henry became the fourth player in NFL history with at least 90 rushing touchdowns in his first eight career seasons, joining Tomlinson (126), Smith (112) and Shaun Alexander (100). His 69-yard gain in the third quarter was his longest rushing attempt since a 76-yard touchdown run against the Buffalo Bills on Oct. 18, 2021. It was his 10th career rushing attempt of at least 60 yards. He was voted the FedEx Ground NFL Player of the Week for Week 18.

Henry's Career Regular Season Statistics:

| Year | GP | GS | Att | Yds | Avg | Lg | TD | Rec | Yds | Avg | Lg | TD |
|---------------|------------|-----------|--------------|--------------|------------|------------|-----------|------------|--------------|------------|------------|----------|
| 2016 | 15 | 2 | 110 | 490 | 4.5 | 22 | 5 | 13 | 137 | 10.5 | 29 | 0 |
| 2017 | 16 | 2 | 176 | 744 | 4.2 | 75t | 5 | 11 | 136 | 12.4 | 66t | 1 |
| 2018 | 16 | 12 | 215 | 1,059 | 4.9 | 99t | 12 | 15 | 99 | 6.6 | 21 | 0 |
| 2019 | 15 | 15 | 303 | 1,540 | 5.1 | 74t | 16 | 18 | 206 | 11.4 | 75t | 2 |
| 2020 | 16 | 16 | 378 | 2,027 | 5.4 | 94t | 17 | 19 | 114 | 6.0 | 53 | 0 |
| 2021 | 8 | 8 | 219 | 937 | 4.3 | 76t | 10 | 18 | 154 | 8.6 | 16 | 0 |
| 2022 | 16 | 16 | 349 | 1,538 | 4.4 | 56 | 13 | 33 | 398 | 12.1 | 69 | 0 |
| 2023 | 17 | 17 | 280 | 1,167 | 4.2 | 69 | 12 | 28 | 214 | 7.6 | 46 | 0 |
| Totals | 119 | 88 | 2,030 | 9,502 | 4.7 | 99t | 90 | 155 | 1,458 | 9.4 | 75t | 3 |

Henry's Career Postseason Statistics:

| Year | GP | GS | Att | Yds | Avg | Lg | TD | Rec | Yds | Avg | Lg | TD |
|---------------|----------|----------|------------|------------|------------|-----------|----------|-----------|-----------|------------|-----------|----------|
| 2017 | 2 | 2 | 35 | 184 | 5.3 | 35t | 1 | 5 | 56 | 11.2 | 29 | 0 |
| 2019 | 3 | 3 | 83 | 446 | 5.4 | 66 | 2 | 5 | 21 | 4.2 | 22 | 0 |
| 2020 | 1 | 1 | 18 | 40 | 2.2 | 8 | 0 | 3 | 11 | 3.7 | 7 | 0 |
| 2021 | 1 | 1 | 20 | 62 | 3.1 | 9 | 1 | 0 | 0 | - | - | 0 |
| Totals | 7 | 7 | 156 | 732 | 4.7 | 66 | 4 | 13 | 88 | 6.8 | 29 | 0 |

Henry's Regular Season Single-Game Highs:

- Rushing Attempts** - 35 at Seattle (9/19/21)
- Rushing Yards** - 250 at Houston (1/3/21)
- Long Rush** - 99t vs. Jacksonville (12/6/18)
- Rushing Touchdowns** - 4 vs. Jacksonville (12/6/18)
- Receptions** - 6 at Seattle (9/19/21)
- Receiving Yards** - 79 vs. Cincinnati (11/27/22)
- Long Reception** - 75t at Cleveland (9/8/19)
- Receiving Touchdowns** - 1 (Three times, last at Carolina, 11/3/19)

Henry's Playoff Single-Game Highs:

- Rushing Attempts** - 34 at New England (1/4/20)
- Rushing Yards** - 195 at Baltimore (1/11/20)
- Long Rush** - 66 at Baltimore (1/11/20)
- Rushing Touchdowns** - 1 (Four times, last vs. Cincinnati, 1/22/22)
- Receptions** - 3 (Twice, last vs. Baltimore, 1/10/21)
- Receiving Yards** - 35 at Kansas City (1/6/18)
- Long Reception** - 29 at Kansas City (1/6/18)
- Receiving Touchdowns** - (none)

FRANCHISE ALL-TIME LEADERS

On Oct. 1, 2023, **Derrick Henry** passed **Earl Campbell** (8,574) for second place on the franchise's all-time rushing list. He trails only **Eddie George** (10,009) in franchise annals.

Franchise all-time rushing leaders:

| Player | Seasons | Rushing Yards |
|-------------------------|------------------|---------------|
| 1. Eddie George | 1996–2003 | 10,009 |
| 2. Derrick Henry | 2016–2023 | 9,502 |
| 3. Earl Campbell | 1978–1984 | 8,574 |
| 4. Chris Johnson | 2008–2013 | 7,965 |
| 5. Lorenzo White | 1988–1994 | 4,079 |
| 6. Hoyle Granger | 1966–1970, 1972 | 3,514 |
| 7. Steve McNair (QB) | 1995–2005 | 3,439 |
| 8. Mike Rozier | 1985–1990 | 3,426 |
| 9. Charles Tolar | 1960–1966 | 3,277 |
| 10. Ronnie Coleman | 1974–1981 | 2,769 |

On Nov. 6, 2022, Henry moved into first place in franchise history for career rushing touchdowns. With his 74th rushing touchdown, he passed Campbell (73 career rushing touchdowns) for the franchise lead.

Most career rushing touchdowns in franchise history:

| Player | Seasons | Rushing TDs |
|-------------------------|------------------|-------------|
| 1. Derrick Henry | 2016–2023 | 90 |
| 2. Earl Campbell | 1978–1984 | 73 |
| 3. Eddie George | 1996–2003 | 64 |
| 4. Chris Johnson | 2008–2013 | 50 |
| 5. Steve McNair | 1995–2005 | 36 |
| 6. Lorenzo White | 1988–1994 | 29 |
| 7. Mike Rozier | 1985–1990 | 27 |
| 8. LenDale White | 2006–2009 | 24 |
| 9. (three tied) | | 21 |

On Oct. 30, 2022, Henry scored two touchdowns at Houston to establish the franchise's all-time career touchdown record. His 75th career touchdown broke George's mark of 74 (64 rushing, 10 receiving), followed Campbell (73 rushing) with 73.

Most total touchdowns in franchise history:

| Player | Seasons | Rush TDs | Rec TDs | Ret TDs | Total TDs |
|-------------------------|------------------|-----------|----------|----------|-----------|
| 1. Derrick Henry | 2016–2023 | 90 | 3 | 0 | 93 |
| 2. Eddie George | 1996–2003 | 64 | 10 | 0 | 74 |
| 3. Earl Campbell | 1978–1984 | 73 | 0 | 0 | 73 |
| 4. Chris Johnson | 2008–2013 | 50 | 8 | 0 | 58 |
| 5. Charlie Hennigan | 1960–1966 | 0 | 51 | 0 | 51 |
| 6. Ken Burrough | 1971–1981 | 1 | 47 | 0 | 48 |
| Ernest Givins | 1986–1994 | 1 | 46 | 1 | 48 |
| 8. Drew Hill | 1985–1991 | 0 | 47 | 0 | 47 |
| Haywood Jeffires | 1987–1995 | 0 | 47 | 0 | 47 |
| 10. Derrick Mason | 1997–2004 | 0 | 37 | 3 | 40 |

On Oct. 8, 2023, Henry surpassed Johnson (9,968 scrimmage yards) for second place on the franchise's all-time scrimmage yards list. Only George (12,153) has more than Henry.

Most career scrimmage yards in franchise history:

| Player | Seasons | Rushing Yards | Receiving Yards | Scrimmage Yards |
|-------------------------|------------------|---------------|-----------------|-----------------|
| 1. Eddie George | 1996–2003 | 10,009 | 2,144 | 12,153 |
| 2. Derrick Henry | 2016–2023 | 9,502 | 1,458 | 10,960 |
| 3. Chris Johnson | 2008–2013 | 7,965 | 2,003 | 9,968 |
| 4. Earl Campbell | 1978–1984 | 8,574 | 718 | 9,292 |
| 5. Ernest Givins | 1986–1994 | 345 | 7,935 | 8,280 |
| 6. Drew Hill | 1985–1991 | 1 | 7,477 | 7,478 |
| 7. Ken Burrough | 1971–1981 | 59 | 6,906 | 6,965 |
| 8. Charlie Hennigan | 1960–1966 | 0 | 6,823 | 6,823 |
| 9. Haywood Jeffires | 1987–1995 | 0 | 6,119 | 6,119 |
| 10. Derrick Mason | 1997–2004 | 2 | 6,114 | 6,116 |

9,000 YARDS & 90 TDs IN EIGHT SEASONS

Titans running back **Derrick Henry** accumulated 9,502 rushing yards and a franchise-record 90 rushing touchdowns in his first eight NFL seasons. He is the fourth NFL player in NFL history to reach 9,000 rushing yards and 90 rushing touchdowns within his first eight seasons. The other players on the list are **Emmitt Smith**, **Shaun Alexander** and **LaDainian Tomlinson**.

Players with 9,000 rushing yards and 90 rushing touchdowns in their first eight NFL seasons:

| Player | Team | First 8 Seasons | Rushing TDs | Rushing Yards |
|----------------------|------------------|------------------|-------------|---------------|
| Emmitt Smith | Dallas | 1990–1997 | 112 | 11,234 |
| Shaun Alexander | Seattle | 2000–2007 | 100 | 9,429 |
| LaDainian Tomlinson | San Diego | 2001–2008 | 126 | 11,760 |
| Derrick Henry | Tennessee | 2016–2023 | 90 | 9,502 |

NFL LEADERS SINCE HENRY'S ROOKIE YEAR

Since he entered the NFL as a second-round draft pick in 2016, **Derrick Henry** leads the NFL in rushing yards. Henry has accomplished the feat despite not being the Titans' regular starter until 2018.

NFL rushing yards leaders since 2016:

| Player | Rushing Yards |
|-------------------------|---------------|
| 1. Derrick Henry | 9,502 |
| 2. Ezekiel Elliott | 8,904 |
| 3. Nick Chubb | 6,511 |
| 4. Joe Mixon | 6,412 |
| 5. Dalvin Cook | 6,207 |
| 6. Christian McCaffrey | 6,185 |
| 7. Aaron Jones | 5,940 |
| 8. Melvin Gordon | 5,902 |
| 9. Alvin Kamara | 5,829 |
| 10. Josh Jacobs | 5,545 |

Henry leads the NFL in rushing touchdowns since entering the league. From 2016 to 2023, his 90 rushing touchdowns were 19 more than the next-closest rusher on the list, **Ezekiel Elliott** (71).

NFL rushing touchdown leaders since 2016:

| Player | Rushing TDs |
|-------------------------|-------------|
| 1. Derrick Henry | 90 |
| 2. Ezekiel Elliott | 71 |
| 3. Todd Gurley | 57 |
| 4. Melvin Gordon | 56 |
| 5. Alvin Kamara | 54 |
| 6. Josh Allen | 53 |
| 7. Christian McCaffrey | 52 |
| 8. Latavius Murray | 51 |
| James Conner | 51 |
| 10. Joe Mixon | 49 |

RUSHING TDs IN FIRST 8 SEASONS

Derrick Henry's 12 rushing touchdowns in 2023 gave him 90 total rushing touchdowns in the first eight seasons of his career. In NFL history, only three players reached the end zone more times in their first eight seasons than Henry: **LaDainian Tomlinson** (126), **Emmitt Smith** (112) and **Shaun Alexander** (100).

Most rushing touchdowns in a player's first eight NFL seasons:

| Player | Team(s) | Rushing Touchdowns |
|-------------------------|-------------------------------------|--------------------|
| 1. LaDainian Tomlinson | San Diego Chargers | 126 |
| 2. Emmitt Smith | Dallas Cowboys | 112 |
| 3. Shaun Alexander | Seattle Seahawks | 100 |
| 4. Derrick Henry | Tennessee Titans | 90 |
| 5. Jim Brown | Cleveland Browns | 89 |
| 6. Eric Dickerson | Indianapolis Colts/Los Angeles Rams | 86 |
| Adrian Peterson | Minnesota Vikings | 86 |
| 8. Barry Sanders | Detroit Lions | 84 |
| 9. Priest Holmes | Baltimore Ravens/Kansas City Chiefs | 80 |
| 10. Marshall Faulk | Indianapolis Colts/St. Louis Rams | 79 |

1,000 RUSH YARDS/12 TOUCHDOWNS

From 2018 to 2023, **Derrick Henry** reached the 1,000-yard and 12-touchdown rushing marks in five out of six seasons, including rushing for 1,167 yards and 12 scores in 2023.

He became the fourth player in NFL history to tally five or more seasons in which he rushed for at least 1,000 rushing yards and 12 touchdowns, joining a group that includes **Emmitt Smith** (six), **LaDainian Tomlinson** (six) and **Shaun Alexander** (five).

Most seasons in NFL history with 1,000 rushing yards and 12 rushing touchdowns:

| Player | Seasons |
|-------------------------|----------|
| 1. LaDainian Tomlinson | 6 |
| Emmitt Smith | 6 |
| 3. Derrick Henry | 5 |
| Shaun Alexander | 5 |
| 5. Adrian Peterson | 4 |
| Eric Dickerson | 4 |
| Earl Campbell | 4 |
| Jim Brown | 4 |

From 2018 to 2020, Henry accomplished the feat in three consecutive seasons. He became the first NFL player since Tomlinson (2002-07) and the ninth player in NFL history to record at least three consecutive seasons in which he rushed for at least 1,000 yards and 12 touchdowns. His streak was broken in 2021 with 937 yards and 10 rushing touchdowns when he was placed on injured reserve after eight games.

Players in NFL history with 1,000 rushing yards and 12 rushing touchdowns in three consecutive seasons:

| Player | Team | Seasons | Total |
|----------------------|------------------|------------------|----------|
| Derrick Henry | Tennessee | 2018–2020 | 3 |
| LaDainian Tomlinson | San Diego | 2002–2007 | 6 |
| Rudi Johnson | Cincinnati | 2004–2006 | 3 |
| Shaun Alexander | Seattle | 2001–2005 | 5 |
| Terrell Davis | Denver | 1996–1998 | 3 |
| Emmitt Smith | Dallas | 1994–1996 | 3 |
| Barry Sanders | Detroit | 1989–1991 | 3 |
| Eric Dickerson | L.A. Rams | 1983–1985 | 3 |
| Earl Campbell | Houston | 1978–1980 | 3 |

1,000 SCRIMMAGE YARDS/10 RUSHING TDs

In 2023, Titans running back **Derrick Henry** became the organization's third player to reach the 1,000-yard scrimmage mark in six consecutive seasons, joining **Eddie George** (eight consecutive seasons) and **Chris Johnson** (six).

Henry also secured his sixth consecutive campaign with at least 10 rushing touchdowns. In NFL history, only Henry, **LaDainian Tomlinson** (nine consecutive seasons) and **Adrian Peterson** (seven) have done so.

Furthermore, Henry joined Tomlinson (eight) and Peterson (seven) as the NFL's only players to reach both the 1,000-yard scrimmage mark and 10 rushing touchdowns in six consecutive seasons. The only additional player to reach five such consecutive seasons is **Shaun Alexander**.

Players who have accumulated at least 1,000 scrimmage yards and 10 rushing touchdowns for five consecutive seasons:

| Player | Team | Seasons | Total |
|-------------------------|-------------------------|------------------|----------|
| 1. LaDainian Tomlinson | San Diego Chargers | 2001–2008 | 8 |
| 2. Adrian Peterson | Minnesota Vikings | 2007–2013 | 7 |
| 3. Derrick Henry | Tennessee Titans | 2018–2023 | 6 |
| 4. Shaun Alexander | Seattle Seahawks | 2001–2005 | 5 |

HENRY'S CAREER 100-YARD RUSHING GAMES

| Date | Opponent | W/L | No. | Yds. | Avg. | Lg | TD |
|----------|------------------|-----|-----|------|------|-----|----|
| 1/3/21 | at Houston | W | 34 | 250 | 7.4 | 52t | 2 |
| 12/6/18 | Jacksonville | W | 17 | 238 | 14.0 | 99t | 4 |
| 10/30/22 | at Houston | W | 32 | 219 | 6.8 | 41 | 2 |
| 12/13/20 | at Jacksonville | W | 26 | 215 | 8.3 | 47 | 2 |
| 10/18/20 | Houston | W | 22 | 212 | 9.6 | 94t | 2 |
| 12/29/19 | at Houston | W | 32 | 211 | 6.6 | 53t | 3 |
| 1/11/20 | at Baltimore* | W | 30 | 195 | 6.5 | 66 | 0 |
| 11/10/19 | Kansas City | W | 23 | 188 | 8.2 | 68t | 2 |
| 9/19/21 | at Seattle | W | 35 | 182 | 5.2 | 60t | 3 |
| 1/4/20 | at New England* | W | 34 | 182 | 5.4 | 29 | 1 |
| 11/29/20 | at Indianapolis | W | 27 | 178 | 6.6 | 31 | 3 |
| 12/16/18 | at N.Y. Giants | W | 33 | 170 | 5.2 | 22 | 2 |
| 11/24/19 | Jacksonville | W | 19 | 159 | 8.4 | 74t | 2 |
| 10/3/21 | at N.Y. Jets | L | 33 | 157 | 4.8 | 22 | 1 |
| 1/6/18 | at Kansas City* | W | 23 | 156 | 6.8 | 35t | 1 |
| 1/7/24 | Jacksonville | W | 19 | 153 | 8.1 | 69 | 1 |
| 12/1/19 | at Indianapolis | W | 26 | 149 | 5.7 | 34 | 1 |
| 12/20/20 | Detroit | W | 24 | 147 | 6.1 | 33 | 1 |
| 10/18/21 | Buffalo | W | 20 | 143 | 7.2 | 76t | 3 |
| 11/22/20 | at Baltimore | W | 28 | 133 | 4.8 | 29t | 1 |
| 10/16/17 | Indianapolis | W | 19 | 131 | 6.9 | 72t | 1 |
| 10/10/21 | at Jacksonville | W | 29 | 130 | 4.5 | 15 | 3 |
| 10/23/22 | Indianapolis | W | 30 | 128 | 4.3 | 23 | 0 |
| 12/24/22 | Houston | L | 23 | 126 | 5.5 | 48t | 1 |
| 10/1/23 | Cincinnati | W | 22 | 122 | 5.5 | 29t | 1 |
| 12/11/22 | Jacksonville | L | 17 | 121 | 7.1 | 50 | 1 |
| 9/27/20 | at Minnesota | W | 26 | 119 | 4.6 | 16 | 2 |
| 9/14/20 | at Denver | W | 31 | 116 | 3.7 | 13 | 0 |
| 11/6/22 | at Kansas City | L | 17 | 115 | 6.8 | 56 | 2 |
| 10/2/22 | at Indianapolis | W | 22 | 114 | 5.2 | 19t | 1 |
| 9/26/21 | Indianapolis | W | 28 | 113 | 4.0 | 19 | 0 |
| 11/1/20 | at Cincinnati | L | 18 | 112 | 6.2 | 21 | 1 |
| 1/7/23 | at Jacksonville | L | 30 | 109 | 3.6 | 14 | 0 |
| 12/3/17 | Houston | W | 11 | 109 | 9.9 | 75t | 1 |
| 12/18/22 | at L.A. Chargers | L | 21 | 104 | 5.0 | 13 | 1 |
| 11/12/20 | Indianapolis | L | 19 | 103 | 5.4 | 20 | 0 |
| 12/8/19 | at Oakland | W | 18 | 103 | 5.7 | 24 | 2 |
| 12/3/23 | Indianapolis | L | 21 | 102 | 4.9 | 22t | 2 |
| 10/9/22 | at Washington | W | 28 | 102 | 3.6 | 15 | 2 |
| 10/29/23 | Atlanta | W | 22 | 101 | 4.6 | 14 | 0 |
| 9/29/19 | at Atlanta | W | 27 | 100 | 3.7 | 16 | 0 |

* Playoffs



2023 RUSHING LEADERS

Titans running back **Derrick Henry** finished second in the NFL in 2023 with 1,167 rushing yards, once again ranking among the league's top rushers. He owns six consecutive top-10 finishes on the rushing yardage list (2018–2023), including four top-two finishes: first in 2019 and 2020, and second in 2022 and 2023.

NFL rushing yardage leaders in 2023:

| Player | Team | Rushing Yards |
|-------------------------|-------------------------|---------------|
| 1. Christian McCaffrey | San Francisco 49ers | 1,459 |
| 2. Derrick Henry | Tennessee Titans | 1,167 |
| 3. Kyren Williams | Los Angeles Rams | 1,144 |
| 4. James Cook | Buffalo Bills | 1,122 |
| 5. D'Andre Swift | Philadelphia Eagles | 1,049 |
| 6. James Conner | Arizona Cardinals | 1,040 |
| 7. Najee Harris | Pittsburgh Steelers | 1,035 |
| 8. Joe Mixon | Cincinnati Bengals | 1,034 |
| 9. David Montgomery | Detroit Lions | 1,015 |
| 10. Raheem Mostert | Miami Dolphins | 1,012 |

RUSHING YARDS SINCE WEEK 14 OF 2018

Since Dec. 6, 2018, when **Derrick Henry** set a then-franchise record with 238 rushing yards in a game against Jacksonville, he has been the NFL's rushing leader. He is nearly 2,000 yards ahead of any other player since that time.

NFL rushing yards leaders since Week 14 of 2018:

| Player | Rushing Yards |
|-------------------------|---------------|
| 1. Derrick Henry | 7,794 |
| 2. Nick Chubb | 5,817 |
| 3. Josh Jacobs | 5,545 |
| 4. Dalvin Cook | 5,541 |
| 5. Ezekiel Elliott | 5,141 |
| 6. Joe Mixon | 5,031 |
| 7. Christian McCaffrey | 4,887 |
| 8. Lamar Jackson | 4,854 |
| 9. Aaron Jones | 4,850 |
| 10. David Montgomery | 4,624 |

RUSHING TDS OF 50+ YARDS

Since he entered the NFL as a second-round draft pick in 2016, **Derrick Henry** has had a league-high 11 touchdown runs of at least 50 yards.

Chris Johnson (11) and **DeMarco Murray** (two) are the only other Tennessee players in the "Titans era" (1999–present) with more than one total rushing touchdown of at least 50 yards.

Most rushing touchdowns of 50 yards or more from 2016–2023:

| Player | Rushing TDs |
|-------------------------|-------------|
| 1. Derrick Henry | 11 |
| 2. Saquon Barkley | 6 |
| 3. Nick Chubb | 5 |
| 4. Kenyan Drake | 4 |
| Christian McCaffrey | 4 |
| Jonathan Taylor | 4 |
| Dalvin Cook | 4 |
| 8. (six tied) | 3 |



65+ YARD SCRIMMAGE TOUCHDOWNS

Since the beginning of the 2017 campaign, **Derrick Henry** has scored nine total touchdowns—seven rushing and two receiving—that went for 65 yards or more.

Most scrimmage touchdowns of 65-plus yards, 2017-23:

| Player | 65+ Yard Scrimmage Touchdowns |
|--------------------------|-------------------------------|
| 1. Derrick Henry | 9 |
| Tyreek Hill | 9 |
| 3. Robbie Chosen | 6 |
| 4. A.J. Brown | 5 |
| Ja'Marr Chase | 5 |
| 6. Jonathan Taylor | 4 |
| Marquez Valdes-Scantling | 4 |
| JuJu Smith-Schuster | 4 |
| Kenyan Drake | 4 |
| Saquon Barkley | 4 |
| Cooper Kupp | 4 |
| Amari Cooper | 4 |

Derrick Henry's career scrimmage touchdowns of 65-plus yards:

| Date | Opponent | Rush/Rec | Yards |
|---------------|--------------|-----------|-------|
| Dec. 6, 2018 | Jacksonville | Rushing | 99 |
| Oct. 18, 2020 | Houston | Rushing | 94 |
| Oct. 18, 2021 | Buffalo | Rushing | 76 |
| Sept. 9, 2019 | at Cleveland | Receiving | 75 |
| Dec. 3, 2017 | Houston | Rushing | 75 |
| Nov. 24, 2019 | Jacksonville | Rushing | 74 |
| Oct. 16, 2017 | Indianapolis | Rushing | 72 |
| Nov. 10, 2019 | Kansas City | Rushing | 68 |
| Dec. 31, 2017 | Jacksonville | Receiving | 66 |

RUSHING IN THE FOURTH QUARTER

Since 2017, running back **Derrick Henry** has accumulated more rushing yards in the fourth quarter than any other NFL running back, including a league-high 523 fourth-quarter rushing yards in 2020.

Most fourth-quarter rushing yards from 2017–2023:

| Player | Att | Yards | Avg | TD |
|-------------------------|-----|-------|-----|----|
| 1. Derrick Henry | 485 | 2,320 | 4.8 | 18 |
| 2. Nick Chubb | 303 | 1,847 | 6.1 | 17 |
| 3. Ezekiel Elliott | 378 | 1,550 | 4.1 | 15 |
| 4. Kareem Hunt | 341 | 1,484 | 4.4 | 16 |
| 5. Joe Mixon | 362 | 1,383 | 3.8 | 15 |
| 6. Alvin Kamara | 325 | 1,295 | 4.0 | 13 |
| 7. Dalvin Cook | 286 | 1,242 | 4.3 | 11 |
| 8. Melvin Gordon | 275 | 1,207 | 4.4 | 10 |
| 9. Aaron Jones | 241 | 1,172 | 4.9 | 7 |
| 10. Kenyan Drake | 243 | 1,159 | 4.8 | 11 |

100-YARD, TWO-TD GAMES

During **Derrick Henry's** career, he has had 18 games in which he rushed for at least 100 yards and a pair of touchdowns. In 2023, he tied **Walter Payton** for the fifth-highest number of such games in NFL history. The only players in front of Henry and Payton are **Jim Brown** (25), **LaDainian Tomlinson** (25), **Emmitt Smith** (21) and **Shaun Alexander** (19).

Among active players, the next closest to Henry is Cleveland's **Nick Chubb**, who has eight such career performances.

Most games with 100 rushing yards and two rushing touchdowns, NFL history:

| Player | Career Seasons | Games |
|-------------------------|------------------|-----------|
| 1. Jim Brown | 1957–1965 | 25 |
| LaDainian Tomlinson | 2001–2011 | 25 |
| 3. Emmitt Smith | 1990–2004 | 21 |
| 4. Shaun Alexander | 2000–2008 | 19 |
| 5. Derrick Henry | 2016–2023 | 18 |
| Walter Payton | 1975–1987 | 18 |
| 7. Eric Dickerson | 1983–1993 | 17 |
| Barry Sanders | 1989–1998 | 17 |
| Adrian Peterson | 2007–2021 | 17 |
| 10. Priest Holmes | 1997–2007 | 16 |

FRANCHISE SINGLE-SEASON RUSHING

Derrick Henry recorded the top rushing season in franchise history with 2,027 rushing yards in 2020. He owns three of the top six rushing seasons in franchise annals.

In 2019, Henry led the NFL with 1,540 yards, which is the fifth-best total for a single Titans/Oilers season. His 2022 total of 1,538 yards ranks sixth.

Most rushing yards in a season, franchise history:

| Player | Season | Att | Yds | Avg | Long | TD |
|-------------------------|-------------|------------|--------------|------------|------------|-----------|
| 1. Derrick Henry | 2020 | 378 | 2,027 | 5.4 | 94t | 17 |
| 2. Chris Johnson | 2009 | 358 | 2,006 | 5.6 | 91 | 14 |
| 3. Earl Campbell | 1980 | 373 | 1,934 | 5.2 | 55 | 13 |
| 4. Earl Campbell | 1979 | 368 | 1,697 | 4.6 | 61 | 19 |
| 5. Derrick Henry | 2019 | 303 | 1,540 | 5.1 | 74 | 16 |
| 6. Derrick Henry | 2022 | 349 | 1,538 | 4.4 | 56 | 13 |
| 7. Eddie George | 2000 | 403 | 1,509 | 3.7 | 35 | 14 |
| 8. Earl Campbell | 1978 | 302 | 1,450 | 4.8 | 81 | 13 |
| 9. Eddie George | 1997 | 357 | 1,399 | 3.9 | 30 | 6 |
| 10. Earl Campbell | 1981 | 361 | 1,376 | 3.8 | 43 | 10 |

FRANCHISE SINGLE-SEASON RUSHING TDs

Derrick Henry's 17 rushing touchdowns in 2020 gave him the second-highest single-season total in team history. Only **Earl Campbell**—with 19 rushing touchdowns in 1979—had more.

Most rushing touchdowns in a season, franchise history:

| Player | Season | Rushing TDs |
|--------------------------|-------------|-------------|
| 1. Earl Campbell | 1979 | 19 |
| 2. Derrick Henry | 2020 | 17 |
| 3. Derrick Henry | 2019 | 16 |
| 4. LenDale White | 2008 | 15 |
| 5. Eddie George | 2000 | 14 |
| Chris Johnson | 2009 | 14 |
| 7. Derrick Henry | 2022 | 13 |
| Earl Campbell | 1978 | 13 |
| Earl Campbell | 1980 | 13 |
| 10. Derrick Henry | 2023 | 12 |
| Derrick Henry | 2018 | 12 |
| Earl Campbell | 1983 | 12 |
| Eddie George | 2002 | 12 |

SINGLE-SEASON SCRIMMAGE YARDS

Derrick Henry owns three of the top 10 seasons in franchise history in scrimmage yards production. His 2020 campaign in which he totaled 2,141 scrimmage yards ranks second for the franchise behind only **Chris Johnson's** NFL record-setting 2,509 yards in 2009. Henry's 1,936 scrimmage yards in 2022, including 1,538 rushing and 398 receiving yards, ranks fifth for the organization.

Most scrimmage yards in a season, franchise history:

| Player | Season | Rushing Yards | Receiving Yards | Scrimmage Yards |
|-------------------------|-------------|---------------|-----------------|-----------------|
| 1. Chris Johnson | 2009 | 2,006 | 503 | 2,509 |
| 2. Derrick Henry | 2020 | 2,027 | 114 | 2,141 |
| 3. Earl Campbell | 1980 | 1,934 | 47 | 1,981 |
| 4. Eddie George | 2000 | 1,509 | 453 | 1,962 |
| 5. Derrick Henry | 2022 | 1,538 | 398 | 1,936 |
| 6. Lorenzo White | 1992 | 1,226 | 641 | 1,867 |
| 7. Earl Campbell | 1979 | 1,697 | 94 | 1,791 |
| 8. Eddie George | 1999 | 1,304 | 458 | 1,762 |
| 9. Derrick Henry | 2019 | 1,540 | 206 | 1,746 |
| Charley Hennigan | 1961 | 0 | 1,746 | 1,746 |

SINGLE-GAME FRANCHISE RUSHING

On Jan. 3, 2021, **Derrick Henry** rushed for 250 yards to break his own franchise single-game record. He now owns six of the top nine single-game rushing totals in team annals.

Most rushing yards in a game, franchise history:

| Player | Date | Opponent | Rushing Yards |
|-------------------------|-----------------|------------------------|---------------|
| 1. Derrick Henry | 1/3/21 | at Houston | 250 |
| 2. Derrick Henry | 12/6/18 | Jacksonville | 238 |
| 3. Chris Johnson | 11/1/09 | Jacksonville | 228 |
| 4. Derrick Henry | 10/30/22 | at Houston | 219 |
| 5. Eddie George | 8/31/97 | Oakland | 216 |
| Billy Cannon | 12/10/61 | at New York | 216 |
| 7. Derrick Henry | 12/13/20 | at Jacksonville | 215 |
| 8. Derrick Henry | 10/18/20 | Houston | 212 |
| 9. Derrick Henry | 12/29/19 | at Houston | 211 |
| 10. Earl Campbell | 11/16/80 | at Chicago | 203 |
| Earl Campbell | 10/19/80 | Tampa Bay | 203 |



2022 RUSHING LEADERS

Titans running back **Derrick Henry** ranked second in the NFL in rushing in 2022 with 1,538 yards. He trailed only Raiders running back **Josh Jacobs** (1,653).

NFL rushing yardage leaders in 2022:

| Player | Team | Rushing Yards |
|-------------------------|-------------------------|---------------|
| 1. Josh Jacobs | Las Vegas Raiders | 1,653 |
| 2. Derrick Henry | Tennessee Titans | 1,538 |
| 3. Nick Chubb | Cleveland Browns | 1,525 |
| 4. Saquon Barkley | New York Giants | 1,312 |
| 5. Miles Sanders | Philadelphia Eagles | 1,269 |
| 6. Dalvin Cook | Minnesota Vikings | 1,173 |
| 7. Justin Fields | Chicago Bears | 1,143 |
| 8. Christian McCaffrey | San Francisco 49ers | 1,139 |
| 9. Travis Etienne | Jacksonville Jaguars | 1,125 |
| 10. Aaron Jones | Green Bay Packers | 1,121 |

2021 NFL RUSHING LEADERS

In 2021, despite not playing from Week 9 to Week 18 due to injury, Titans running back **Derrick Henry** ranked ninth in the NFL in rushing after taking the league's rushing crown for the 2019 and 2020 seasons.

Henry also tied for sixth place in the NFL in 2021 with 10 rushing touchdowns.

NFL rushing leaders in 2021:

| Player | Team | Games | Rushing Yards |
|-------------------------|--------------------------|----------|---------------|
| 1. Jonathan Taylor | Indianapolis Colts | 17 | 1,811 |
| 2. Nick Chubb | Cleveland Browns | 14 | 1,259 |
| 3. Joe Mixon | Cincinnati Bengals | 16 | 1,205 |
| 4. Najee Harris | Pittsburgh Steelers | 17 | 1,200 |
| 5. Dalvin Cook | Minnesota Vikings | 13 | 1,159 |
| 6. Antonio Gibson | Washington Football Team | 16 | 1,037 |
| 7. Ezekiel Elliott | Dallas Cowboys | 17 | 1,002 |
| 8. Elijah Mitchell | San Francisco 49ers | 11 | 963 |
| 9. Derrick Henry | Tennessee Titans | 8 | 937 |
| 10. Damien Harris | New England Patriots | 15 | 929 |

2020 NFL RUSHING LEADERS

Titans running back **Derrick Henry** won the NFL's 2020 rushing title with 2,027 yards in 2020, outdistancing the next-closest competitor by 470 yards (1,557 by **Dalvin Cook**).

Henry became the first player to lead the NFL in rushing in consecutive seasons since **LaDainian Tomlinson** in 2006 and 2007. Since the 1970 AFL-NFL merger, Henry is the eighth different player to lead the league in rushing in back-to-back seasons. The list includes Tomlinson, **O.J. Simpson** (1972-73, 1975-76), **Earl Campbell** (1978-80), **Eric Dickerson** (1983-84), **Emmitt Smith** (1991-93), **Barry Sanders** (1996-97) and **Edgerrin James** (1999-2000).

NFL rushing yardage leaders in 2020:

| Player | Team | Rushing Yards |
|-------------------------|-------------------------|---------------|
| 1. Derrick Henry | Tennessee Titans | 2,027 |
| 2. Dalvin Cook | Minnesota Vikings | 1,557 |
| 3. Jonathan Taylor | Indianapolis Colts | 1,169 |
| 4. Aaron Jones | Green Bay Packers | 1,104 |
| 5. James Robinson | Jacksonville Jaguars | 1,070 |
| David Montgomery | Chicago Bears | 1,070 |
| 7. Nick Chubb | Cleveland Browns | 1,067 |
| 8. Josh Jacobs | Las Vegas Raiders | 1,065 |
| 9. Lamar Jackson | Baltimore Ravens | 1,005 |
| 10. Melvin Gordon | Denver Broncos | 986 |

Henry also led the NFL with 17 rushing touchdowns in 2020. The total was tied for the second most in the NFL in a 10-year span (2011-20). In that time, only **LeGarrette Blount** (18 in 2016) had more than Henry, **Todd Gurley** (17 in 2018) and **LeSean McCoy** (17 in 2011).

NFL rushing **touchdown** leaders in 2020:

| Player | Team | Rushing TDs |
|-------------------------|--------------------------|-------------|
| 1. Derrick Henry | Tennessee Titans | 17 |
| 2. Alvin Kamara | New Orleans Saints | 16 |
| Dalvin Cook | Minnesota Vikings | 16 |
| 4. Josh Jacobs | Las Vegas Raiders | 12 |
| Cam Newton | New England Patriots | 12 |
| Nick Chubb | Cleveland Browns | 12 |
| 7. Jonathan Taylor | Indianapolis Colts | 11 |
| Antonio Gibson | Washington Football Team | 11 |
| Kyler Murray | Arizona Cardinals | 11 |
| 10. Kenyan Drake | Arizona Cardinals | 10 |

THE 2,000-YARD CLUB

Derrick Henry was the eighth player in NFL history to reach the 2,000-yard rushing mark in a season. His 2,027 yards rank fifth all-time.

All-time NFL single-season rushing leaders:

| Player | Team | Season | Rushing Yards |
|-------------------------|-------------------------|-------------|---------------|
| 1. Eric Dickerson | Los Angeles Rams | 1984 | 2,105 |
| 2. Adrian Peterson | Minnesota Vikings | 2012 | 2,097 |
| 3. Jamal Lewis | Baltimore Ravens | 2003 | 2,066 |
| 4. Barry Sanders | Detroit Lions | 1997 | 2,053 |
| 5. Derrick Henry | Tennessee Titans | 2020 | 2,027 |
| 6. Terrell Davis | Denver Broncos | 1998 | 2,008 |
| 7. Chris Johnson | Tennessee Titans | 2009 | 2,006 |
| 8. O.J. Simpson | Buffalo Bills | 1973 | 2,003 |

DERRICK HENRY IN 2020

- Led the NFL and set a franchise record with 2,027 rushing yards in 2020, becoming the eighth player in league annals to rush for at least 2,000 yards in a season. His 2,027 rushing yards gave him the fifth-highest total in NFL history behind **Eric Dickerson's** 2,105 (1984), **Adrian Peterson's** 2,097 (2012), **Jamal Lewis' 2,066** (2003) and **Barry Sanders' 2,053** (1997). Henry broke **Chris Johnson's** franchise mark of 2,006 rushing yards in 2009.
- Named the Associated Press NFL Offensive Player of the Year and was named to his second consecutive Pro Bowl. He won his second consecutive FedEx Ground Player of the Year Award and added first-team AP All-Pro honors. Additionally, he earned first-team All-Pro honors from Pro Football Focus, Pro Football Writers of America and Sporting News and was the 101 Awards AFC Offensive Player of the Year.
- Became the first player since **LaDainian Tomlinson** (2006-07) to lead the NFL in rushing yards in consecutive seasons. Henry previously led the league in 2019 with 1,540 rushing yards.
- Became the fifth all-time NFL player to lead the NFL in rushing yards, attempts and rushing touchdowns in consecutive seasons. It is a feat that had not been attained since Cleveland's **Leroy Kelly** did it from 1967 to 1968. The only other players to achieve it are **Jim Brown** (1958-59), **Steve Van Buren** (1947-49) and **Bill Paschal** (1943-44).
- Established a single-game franchise record with 250 rushing yards on Jan. 3 at Houston. He broke his own club record of 238 rushing yards, established against the Jacksonville Jaguars on Dec. 6, 2018. Henry's 250 rushing yards tied for the 13th-best single-game total in the NFL since 1948.
- Became the first player in NFL history with five career games with at least 200 rushing yards and two rushing touchdowns.
- Became the fourth player in NFL history with at least five career 200-yard rushing games, joining **O.J. Simpson** (six), **Adrian Peterson** (six) and **Tiki Barber** (five).
- Set a career high with 17 rushing touchdowns in 2020, finishing with the second-best total in franchise history behind **Earl Campbell's** 19 rushing touchdowns in 1979.
- Finished the 2020 season with 1,221 rushing yards in road games, the most by any NFL running back since 1948. The previous high was

held by **Eric Dickerson**, who had 1,087 rushing yards in road games for the Los Angeles Rams in 1984.

- Dating back to 2019, he had a streak of nine consecutive road games with at least 100 rushing yards, passing **Chris Johnson** (eight games from 2009-10) for the second-longest such streak in NFL history behind only Barry Sanders' 10-game road streak from 1996-97.
- Became the fifth player in NFL history with three 200-yard rushing games in a season, joining **Earl Campbell** (four in 1980), **O.J. Simpson** (1973), **Tiki Barber** (2005) and **Jay Ajayi** (2016).
- Became the first NFL player since **LaDainian Tomlinson** (2002-07) and the ninth player in NFL history to record at least three consecutive seasons in which he rushed for at least 1,000 yards and 12 touchdowns.
- Finished the season with 2,141 scrimmage yards (2,027 rushing and 114 receiving), which ranks second in franchise history behind **Chris Johnson's** 2,509 scrimmage yards in 2009.
- Registered 10 games in 2020 with at least 100 rushing yards to tie **Earl Campbell** (1980) for the third-most in franchise history. Only Campbell in 1979 (11) and **Chris Johnson** in 2009 (12) had more 100-yard rushing games in a Titans/Oilers season than Henry. Henry's 10 100-yard games in 2020 were the most in the NFL since Dallas running back **DeMarco Murray** had 12 in 2014.
- Became the NFL's first player to rush for at least 175 and two touchdowns four times in a season.
- Joined **Terrell Davis** (1997-98), **Shaun Alexander** (2004-05) and **Larry Johnson** (2005-06) as the only players in NFL history to rush for 1,500 yards and 15 touchdowns in two consecutive seasons.
- Established a streak of 20 consecutive games in the regular season and playoffs with at least 18 rushing attempts, the second-longest streak of its kind in the NFL since 1948. The only player with more consecutive 18-carry games in the regular season and postseason was **Emmitt Smith**, whose streak was 23 games with the Dallas Cowboys from 1995 to 1996.
- Became the first player in NFL history to produce more than one overtime touchdown run in a season. He joined **LaDainian Tomlinson** as the NFL's only players with multiple career touchdown runs in overtime. Tomlinson had three during his career.
- Joined **Bo Jackson, Ahman Green, Chris Johnson** and **Lamar Miller** as the only NFL players to record two career rushing touchdowns of at least 90 yards. Henry joined Miller (two 97-yard touchdown runs) as the only players to ever record multiple touchdown runs of at least 94 yards.

300 CARRIES/15 TOUCHDOWNS/5.0 AVG

Derrick Henry won the NFL's rushing title with 303 carries for 1,540 yards and 16 touchdowns in 2019. He followed in 2020 with 378 carries for 2,027 yards and 17 touchdowns.

He became the first player in NFL history to produce multiple seasons with a minimum of 300 rushing attempts, a rushing average of at least 5.0 yards per carry and a minimum of 15 rushing touchdowns

Individual seasons in NFL history with a minimum of 300 rushing attempts, 15 rushing touchdowns and a 5.0 rushing average in a single season:

| Player | Team | Season | Att | Yards | Avg | TD |
|----------------------|------------------|-------------|------------|--------------|------------|-----------|
| Jonathan Taylor | Indianapolis | 2021 | 332 | 1,811 | 5.5 | 18 |
| Derrick Henry | Tennessee | 2020 | 378 | 2,027 | 5.4 | 17 |
| Dalvin Cook | Minnesota | 2020 | 312 | 1,557 | 5.0 | 16 |
| Derrick Henry | Tennessee | 2019 | 303 | 1,540 | 5.1 | 16 |
| Ezekiel Elliott | Dallas | 2016 | 322 | 1,631 | 5.1 | 15 |
| LaDainian Tomlinson | San Diego | 2006 | 348 | 1,815 | 5.2 | 28 |
| Shaun Alexander | Seattle | 2005 | 370 | 1,880 | 5.1 | 27 |
| Larry Johnson | Kansas City | 2005 | 336 | 1,750 | 5.2 | 20 |
| Ahman Green | Green Bay | 2003 | 355 | 1,883 | 5.3 | 15 |
| Priest Holmes | Kansas City | 2002 | 313 | 1,615 | 5.2 | 21 |
| Terrell Davis | Denver | 1998 | 392 | 2,008 | 5.1 | 21 |
| O.J. Simpson | Buffalo | 1975 | 329 | 1,817 | 5.5 | 16 |

CONSECUTIVE 100-YARD ROAD GAMES

Titans running back **Derrick Henry** recorded 149 rushing yards at Indianapolis on Dec. 1, 2019. Over the course of the next year, he registered at least 100 rushing yards in eight more consecutive regular season road games, increasing his streak to nine games before it ended with a 98-yard effort at Green Bay on Dec. 27, 2020.

In NFL history, Henry's streak is the second-longest continuous stretch of its kind. Detroit's **Barry Sanders** had 10 road games in a row with 100-plus yards from 1996 to 1997.

Most consecutive road games with at least 100 rushing yards in NFL history:

| Player | Team | Dates | Games |
|-------------------------|------------------|-----------------------------|----------|
| 1. Barry Sanders | Detroit | 11/24/1996–12/14/1997 | 10 |
| 2. Derrick Henry | Tennessee | 12/1/2019–12/13/2020 | 9 |
| 3. Chris Johnson | Tennessee | 10/18/2009–10/18/2010 | 8 |
| 4. Marcus Allen | L.A. Raiders | 11/3/1985–9/14/1986 | 7 |
| 5. Arian Foster | Houston | 12/22/2011–11/22/2012 | 6 |
| Gerald Riggs | Atlanta | 10/13/1985–12/22/1985 | 6 |
| DeMarco Murray | Dallas | 9/14/2014–12/4/2014 | 6 |

FIVE CONSEC. TEAM GAMES WITH RUSHING TD

Derrick Henry recorded a streak in 2020 of at least one rushing touchdown in five consecutive team games. It was his second such streak in as many seasons and tied for the longest such streak in franchise history. **DeMarco Murray** (2016) and **Earl Campbell** (twice—1979 and 1983) are the only other franchise players with five consecutive team games with a rushing touchdown.

Most consecutive team games with a rushing touchdown, franchise history:

| Player | Season | Consec. Team Games with a Rushing TD |
|-------------------------|-------------|--------------------------------------|
| 1. Derrick Henry | 2020 | 5 |
| Derrick Henry | 2019 | 5 |
| DeMarco Murray | 2016 | 5 |
| Earl Campbell | 1983 | 5 |
| Earl Campbell | 1979 | 5 |
| 6. (eight tied) | | 4 |

2019 NFL RUSHING LEADERS

Titans running back **Derrick Henry** claimed the NFL's 2019 rushing title with 1,540 yards on 303 carries (5.1 avg.). The next-closest finisher was Cleveland's **Nick Chubb**, who had 1,494 rushing yards.

Henry joined **Billy Cannon** (AFL, 1961), **Earl Campbell** (1978-80) and **Chris Johnson** (2009) as the only running backs in franchise history to lead their respective leagues in rushing.

NFL rushing leaders in 2019:

| Player | Team | Rushing Yards |
|-------------------------|-------------------------|---------------|
| 1. Derrick Henry | Tennessee Titans | 1,540 |
| 2. Nick Chubb | Cleveland Browns | 1,494 |
| 3. Christian McCaffrey | Carolina Panthers | 1,387 |
| 4. Ezekiel Elliott | Dallas Cowboys | 1,357 |
| 5. Chris Carson | Seattle Seahawks | 1,230 |
| 6. Lamar Jackson | Baltimore Ravens | 1,206 |
| 7. Leonard Fournette | Jacksonville Jaguars | 1,152 |
| 8. Josh Jacobs | Oakland Raiders | 1,150 |
| 9. Joe Mixon | Cincinnati Bengals | 1,137 |
| 10. Dalvin Cook | Minnesota Vikings | 1,135 |

2019 TOUCHDOWN LEADERS

Titans running back **Derrick Henry** tied Green Bay's **Aaron Jones** for the NFL lead with 16 rushing touchdowns in 2019.

Additionally, Henry ranked third in the NFL with 18 total touchdowns behind Carolina's **Christian McCaffrey** and Jones, who each scored 19 total touchdowns.

NFL leaders in rushing touchdowns in 2019:

| Player | Team | Rushing TDs |
|-------------------------|-------------------------|-------------|
| 1. Derrick Henry | Tennessee Titans | 16 |
| Aaron Jones | Green Bay Packers | 16 |
| 3. Christian McCaffrey | Carolina Panthers | 15 |
| 4. Dalvin Cook | Minnesota Vikings | 13 |
| 5. Todd Gurley | Los Angeles Rams | 12 |
| Ezekiel Elliott | Dallas Cowboys | 12 |

NFL leaders in total touchdowns in 2019:

| Player | Team | Total TDs |
|-------------------------|-------------------------|-----------|
| 1. Christian McCaffrey | Carolina Panthers | 19 |
| Aaron Jones | Green Bay Packers | 19 |
| 3. Derrick Henry | Tennessee Titans | 18 |
| 4. Mark Ingram | Baltimore Ravens | 15 |
| 5. Ezekiel Elliott | Dallas Cowboys | 14 |
| Todd Gurley | Los Angeles Rams | 14 |

3 CONSEC. GAMES W/ 200 SCRIMMAGE YDS

From the final week of the 2019 regular season (Dec. 29 at Houston) through the Titans' first two playoff games (Jan. 4 at New England and Jan. 11 at Baltimore), **Derrick Henry** became the **first player in NFL history to rush for at least 180 yards in three consecutive regular season or postseason games.**

He also became only the third player since the 1970 NFL-AFL merger to have 200 scrimmage yards in three consecutive games. The other two players to accomplish the feat were Chicago Bears running back **Walter Payton** (1977) and Pittsburgh Steelers running back **Le'Veon Bell** (2014).

During the 2019 regular season and playoffs, Henry and Carolina Panthers running back **Christian McCaffrey** (two) were the only two players with multiple 200-yard scrimmage games. Together they accounted for five of the 14 such individual performances.

Most consecutive games with at least 200 scrimmage yards in the regular season and/or postseason, 1970–2023:

| Player | Team | Dates | Games |
|-------------------------|------------------|------------------------------------|----------|
| 1. Derrick Henry | Tennessee | Dec. 29, 2019–Jan. 11, 2020 | 3 |
| Le'Veon Bell | Pittsburgh | Nov. 17–Dec. 7, 2014 | 3 |
| Walter Payton | Chicago | Nov. 13–Nov. 24, 1977 | 3 |
| 4. (several tied) | | | 2 |

2018 NFL RUSHING LEADERS

Derrick Henry recorded 215 carries in 2018 for 1,059 yards. He ranked second in the AFC in rushing yardage behind Cincinnati's **Joe Mixon** (1,168) and ranked seventh overall in the NFL.

NFL rushing leaders in 2018 (rushing yards):

| Player | Team | Rushing Yards |
|-------------------------|-------------------------|---------------|
| 1. Ezekiel Elliott | Dallas Cowboys | 1,434 |
| 2. Saquon Barkley | New York Giants | 1,307 |
| 3. Todd Gurley | Los Angeles Rams | 1,251 |
| 4. Joe Mixon | Cincinnati Bengals | 1,168 |
| 5. Chris Carson | Seattle Seahawks | 1,151 |
| 6. Christian McCaffrey | Carolina Panthers | 1,098 |
| 7. Derrick Henry | Tennessee Titans | 1,059 |
| 8. Adrian Peterson | Washington Redskins | 1,042 |
| 9. Phillip Lindsay | Denver Broncos | 1,037 |
| 10. Nick Chubb | Cleveland Browns | 996 |

2018 RUSHING TOUCHDOWN LEADERS

Derrick Henry's scored a then-career-high 12 rushing touchdowns in 2018. He tied for the third-highest rushing touchdown total in the NFL.

Henry became the first Titans player with 12 rushing touchdowns in a season since **Chris Johnson** had 14 rushing touchdowns in 2009.

Most rushing touchdowns in 2018:

| Player | Team | Rushing TDs |
|-------------------------|-------------------------|-------------|
| 1. Todd Gurley | Los Angeles Rams | 17 |
| 2. Alvin Kamara | New Orleans Saints | 14 |
| 3. Derrick Henry | Tennessee Titans | 12 |
| James Conner | Pittsburgh Steelers | 12 |
| 5. Saquon Barkley | New York Giants | 11 |
| 6. Melvin Gordon | Los Angeles Chargers | 10 |
| 7. Phillip Lindsay | Denver Broncos | 9 |
| Chris Carson | Seattle Seahawks | 9 |
| Marlon Mack | Indianapolis Colts | 9 |
| Jordan Howard | Chicago Bears | 9 |

DECEMBER TO REMEMBER

In five games in the month of December 2018, **Derrick Henry's** rushing totals included 97 carries for 625 yards and eight touchdowns. His 625 yards were the most by any NFL player in any calendar month in 2018.

Additionally, Henry authored one of only four calendar months for the franchise since 1970 in which a player rushed for at least 600 yards. **Chris Johnson** (800 rushing yards in November 2009) and **Earl Campbell** (633 in October 1980; 662 in November 1980) were the organization's only other players to accomplish the feat in that timespan.

Henry's December rushing totals included 40 yards against the New York Jets (Dec. 2), a franchise-record 238 yards against the Jacksonville Jaguars (Dec. 6), 170 yards at the New York Giants (Dec. 16), 84 yards against the Washington Redskins (Dec. 22) and 93 yards against the Indianapolis Colts (Dec. 30).

For his efforts, Henry was named AFC Offensive Player of the Month.

Titans/Oilers with 500 rushing yards in any calendar month from 1970 to 2023 (includes playoffs):

| Player | Season | Month | Rushing Yards |
|--------------------------|-------------|-----------------|---------------|
| 1. Chris Johnson | 2009 | November | 800 |
| 2. Earl Campbell | 1980 | November | 662 |
| 3. Earl Campbell | 1980 | October | 633 |
| 4. Derrick Henry | 2018 | December | 625 |
| 5. Derrick Henry | 2020 | November | 594 |
| 6. Derrick Henry | 2021 | October | 584 |
| 7. Earl Campbell | 1979 | September | 569 |
| 8. Derrick Henry | 2022 | October | 563 |
| 9. Derrick Henry | 2019 | December | 549 |
| 10. Eddie George | 2000 | October | 548 |
| 11. Earl Campbell | 1979 | November | 534 |
| 12. Derrick Henry | 2020 | December | 520 |
| 13. DeMarco Murray | 2016 | October | 511 |
| 14. Earl Campbell | 1981 | October | 510 |

RUSHING YARDS IN A TWO-GAME SPAN

Following a franchise-record 238 rushing yards against the Jacksonville Jaguars on Dec. 6, 2018, **Derrick Henry** then totaled 170 rushing yards at the New York Giants on Dec. 16 to give him a franchise record of 408 rushing yards in a two-game span.

The previous record of 405 rushing yards in two games was set by **Earl Campbell** in 1980, when Campbell posted 203 yards against Tampa Bay (Oct. 19) and 202 yards against Cincinnati (Oct. 26).

Most total rushing yards in two consecutive games, franchise history:

| Player | Game 1 | Yds | Game 2 | Yds | Total |
|----------------------|------------------------|------------|------------------------|------------|------------|
| Derrick Henry | 12/6/18 vs. Jax | 238 | 12/16/18 at NYG | 170 | 408 |
| Earl Campbell | 10/19/80 vs. TB | 203 | 10/26/80 vs. Cin | 202 | 405 |

RECORD-SETTING NIGHT

On Dec. 6, 2018, **Derrick Henry** had one of the most memorable rushing performances in NFL history on Thursday Night Football. He rushed for a then-team-record 238 yards and four touchdowns (tied franchise record), including a 99-yard touchdown run.

[WATCH: Highlights from Derrick Henry's performance on 12/6/18](#)

Henry's 238 rushing yards set a new franchise record, breaking **Chris Johnson's** mark of 228 yards against the Jaguars on Nov. 1, 2009. It was the highest single-game rushing total in the NFL in 2018 and the league's highest total since **Doug Martin's** 251 rushing yards for the Tampa Bay Buccaneers against the Oakland Raiders on Nov. 4, 2012.

Henry later broke his own record with 250 rushing yard at Houston on Jan. 3, 2021 to take possession of five of the top eight single-game rushing totals in team annals.

Most rushing yards in a game, franchise history:

| Player | Date | Opponent | Rushing Yards |
|-------------------------|-----------------|------------------------|---------------|
| 1. Derrick Henry | 1/3/21 | at Houston | 250 |
| 2. Derrick Henry | 12/6/18 | Jacksonville | 238 |
| 3. Chris Johnson | 11/1/09 | Jacksonville | 228 |
| 4. Eddie George | 8/31/97 | Oakland | 216 |
| Billy Cannon | 12/10/61 | at New York | 216 |
| 6. Derrick Henry | 12/13/20 | at Jacksonville | 215 |
| 7. Derrick Henry | 10/18/20 | Houston | 212 |
| 8. Derrick Henry | 12/29/19 | at Houston | 211 |
| 9. Earl Campbell | 11/16/80 | at Chicago | 203 |
| Earl Campbell | 10/19/80 | Tampa Bay | 203 |

In the second quarter, Henry took a handoff from **Marcus Mariota** inside his own one-yard line and raced 99 yards for a touchdown. It was the second 99-yard run in NFL history, tying **Tony Dorsett's** record-setting touchdown run for the Dallas Cowboys against the Minnesota Vikings on Jan. 3, 1983. It was also the team record, topping Johnson's 94-yard touchdown run against the New York Jets on Dec. 17, 2012. The only other runs in franchise history of at least 90 yards were Johnson's 91-yard rush against the Houston Texans on Sept. 20, 2009 and a 91-yarder by **Sid Blanks** against the Jets on Dec. 13, 1964.

Henry's 99-yard touchdown run tied for the longest scrimmage play in NFL history. It was the 15th such play, including his and Dorsett's runs and 13 passing plays. The last 99-yard scrimmage play before Henry's was New York Giants wide receiver **Victor Cruz's** 99-yard reception from **Eli Manning** against the New York Jets on Dec. 24, 2011.



Longest runs from scrimmage in NFL history:

| Player | Team | Date | Opponent | Rushing Yards |
|-------------------------|------------|----------|----------------|---------------|
| 1. Derrick Henry | Tennessee | 12/6/18 | Jacksonville | 99t |
| Tony Dorsett | Dallas | 1/3/83 | Minnesota | 99t |
| 3. Ronald Jones | Tampa Bay | 11/15/20 | Carolina | 98t |
| Ahman Green | Green Bay | 12/28/03 | Denver | 98t |
| 5. Lamar Miller | Houston | 11/26/18 | Tennessee | 97t |
| Lamar Miller | Miami | 12/28/14 | N.Y. Jets | 97t |
| Andy Uram | Green Bay | 10/8/39 | Chi. Cardinals | 97t |
| Bob Gage | Pittsburgh | 12/4/49 | Chi. Bears | 97t |

Henry scored on a three-yard run in the first quarter, a 99-yard run in the second quarter, a 16-yard run in the third quarter, and finally a 54-yard run in the third quarter. He tied the franchise record and became the third player in franchise history to rush for four touchdowns in a game, joining **Earl Campbell** (against Miami on Nov. 20, 1978) and **Lorenzo White** (against Cleveland on Dec. 9, 1990).

The only franchise player with more overall touchdowns in a game than Henry was Oilers running back **Billy Cannon**, who had five total touchdowns (three rushing, two receiving) at the New York Titans on Dec. 10, 1961. Henry became the first NFL player with four rushing touchdowns in a game since New England Patriots running back **Jonas Gray** at Indianapolis on Nov. 16, 2014.

Most rushing touchdowns in a game, franchise history:

| Player | Date | Opponent | Rushing Touchdowns |
|-------------------------|----------|--------------|--------------------|
| 1. Derrick Henry | 12/6/18 | Jacksonville | 4 |
| Lorenzo White | 12/9/90 | Cleveland | 4 |
| Earl Campbell | 11/20/78 | Miami | 4 |
| 4. (several tied) | | | 3 |

Additionally, Henry's rushing performance against the Jaguars accomplished the following (stats current through the 2018 season):

- He became the ninth NFL player since 1975 with at least one 90-yard run and at least one 60-yard reception in his career. The others were **Tony Dorsett**, **Garrison Hearst**, **Tiki Barber**, **Chris Johnson**, **Jamaal Charles**, **Herschel Walker**, **Warrick Dunn** and **Adrian Peterson**.
- Henry became the seventh NFL player since the 1970 AFL-NFL merger with at least four rushing touchdowns and at least 200 rushing yards in a game, joining **Clinton Portis**, **Barry Sanders**, **Doug Martin**, **Jonas Gray**, **Mike Anderson** and **Corey Dillon**. Henry became the first to accomplish the feat in fewer than 20 carries (17).
- He matched former Titans running back **Chris Johnson** as the only players in NFL history with a rushing touchdown of at least 90 yards and a rushing touchdown of at least 50 yards in the same game. Johnson accomplished the feat against the Houston Texans on Sept. 20, 2009.
- His 24 points tied for the fourth-highest single-game total in franchise history, trailing only **Billy Cannon** (30 on Dec. 10, 1961), **Rob Bironas** (26 on Oct. 21, 2007) and **George Blanda** (26 on Sept. 18, 1960). **Earl Campbell** (Nov. 20, 1978) and **Lorenzo White** (Dec. 9, 1990) also had 24 points on four touchdowns in a single game.
- His 238 rushing yards and four rushing touchdowns were each the most in any Thursday Night Football game in history.

RUSHING YARDS IN A SINGLE POSTSEASON

Derrick Henry accumulated 446 rushing yards during the 2019 playoffs. He had 182 yards on 34 carries in the wild card round at New England, followed by 195 yards on 30 attempts in the divisional round at Baltimore. In the AFC championship game, he had 69 yards on 19 rushing attempts.

Henry's average of 148.7 rushing yards per game ranked fourth in NFL history for players with at least two games played. Only a trio of Pro Football Hall of Fame members—Denver Broncos running back **Terrell Davis** (156.0 in 1998), Los Angeles Raiders running back **Marcus Allen** (155.3 in 1983) and Washington Redskins running back **John Riggins** (152.5 in 1982) have averaged more rushing yards in a single postseason than Henry.

In Titans/Oilers history, **Eddie George** established the previous record for average rushing yards in a single postseason during the 1999 playoffs. In four games, George carried the ball 108 times for 449 yards, or an average of 112.3 yards per contest.



Most rushing yards per game in a single NFL postseason (minimum two games; through 2022):

| Player | Team | Season | Games | Rush Yards | Per Game |
|-------------------------|--------------|--------|-------|------------|----------|
| 1. Terrell Davis | Denver | 1998 | 3 | 468 | 156.0 |
| 2. Marcus Allen | L.A. Raiders | 1983 | 3 | 466 | 155.3 |
| 3. John Riggins | Washington | 1982 | 4 | 610 | 152.5 |
| 4. Derrick Henry | Tennessee | 2019 | 3 | 446 | 148.7 |
| 5. Eric Dickerson | L.A. Rams | 1985 | 2 | 294 | 147.0 |
| 6. Terrell Davis | Denver | 1997 | 4 | 581 | 145.3 |
| 7. Arian Foster | Houston | 2011 | 2 | 285 | 142.5 |
| 8. Thurman Thomas | Buffalo | 1990 | 3 | 390 | 130.0 |
| 9. Brian Westbrook | Philadelphia | 2006 | 2 | 257 | 128.5 |
| 10. Fred Taylor | Jacksonville | 1998 | 2 | 248 | 124.0 |

George's 449 yards during the team's run to Super Bowl XXXIV also established the franchise benchmark for most total rushing yards in a single postseason. Henry came within three yards of the mark in one fewer game.

Most rushing yards in a single postseason, franchise history:

| Player | Season | Games | Rush Yards |
|-------------------------|--------|-------|------------|
| 1. Eddie George | 1999 | 4 | 449 |
| 2. Derrick Henry | 2019 | 3 | 446 |
| 3. Earl Campbell | 1978 | 3 | 264 |
| 4. Steve McNair | 1999 | 4 | 209 |
| 5. Derrick Henry | 2017 | 2 | 184 |

Henry's 2019 playoff rushing yardage total ranked sixth in NFL history. It was the most by any NFL player since George's 1999 postseason.

Most total rushing yards in a single NFL postseason:

| Player | Team | Season | Games | Rush Yards |
|-------------------------|--------------|--------|-------|------------|
| 1. John Riggins | Washington | 1982 | 4 | 610 |
| 2. Terrell Davis | Denver | 1997 | 4 | 581 |
| 3. Terrell Davis | Denver | 1998 | 3 | 468 |
| 4. Marcus Allen | L.A. Raiders | 1983 | 3 | 466 |
| 5. Eddie George | Tennessee | 1999 | 4 | 449 |
| 6. Derrick Henry | Tennessee | 2019 | 3 | 446 |
| 7. Thurman Thomas | Buffalo | 1990 | 3 | 390 |
| 8. Natrone Means | Jacksonville | 1996 | 3 | 358 |
| 9. Le'Veon Bell | Pittsburgh | 2016 | 3 | 357 |
| 10. Freeman McNeil | N.Y. Jets | 1982 | 3 | 349 |

FRANCHISE PLAYOFF RUSHING LEADERS

In the 2021 postseason, **Derrick Henry** increased his career playoff totals to 732 rushing yards on 156 attempts. He is second on the franchise's all-time postseason rushing list behind only **Eddie George** (776).

Henry is tied with **Earl Campbell** for third place on the franchise's all-time postseason leaderboard with four rushing touchdowns, trailing **Steve McNair** (six) and **George** (five).

Franchise career postseason rushing leaders:

| Player | Games | Att | Yards | Avg | TD |
|-------------------------|-------|------------|------------|------------|----------|
| 1. Eddie George | 9 | 206 | 776 | 3.8 | 5 |
| 2. Derrick Henry | 7 | 156 | 732 | 4.7 | 4 |
| 3. Earl Campbell | 6 | 135 | 420 | 3.1 | 4 |
| 4. Steve McNair | 9 | 54 | 349 | 6.5 | 6 |
| 5. Lorenzo White | 7 | 76 | 264 | 3.5 | 1 |

RUSHING YARDS IN A TITANS PLAYOFF GAME

On Jan. 4, 2020, **Derrick Henry** rushed for 182 yards and one touchdown on 34 attempts in a wild card playoff victory at New England. In doing so, he set a new franchise single-game postseason record for rushing yards in a game, surpassing **Eddie George's** 162 yards at Indianapolis on Jan. 16, 2000.

One week later, on Jan. 11, 2020, Henry broke his own record, going for 195 rushing yards on 30 carries at Baltimore.

Henry now owns two of the top three rushing games in franchise postseason history.

Most single-game rushing yards in franchise postseason history:

| Player | Date | Opp | Att | Yds | Avg | TD |
|-------------------------|----------|----------|-----|------------|------------|----------|
| 1. Derrick Henry | 1/11/20 | at Bal | 30 | 195 | 6.5 | 0 |
| 2. Derrick Henry | 1/4/20 | at NE | 34 | 182 | 5.4 | 1 |
| 3. Eddie George | 1/16/00 | at Ind | 26 | 162 | 6.2 | 1 |
| 4. Derrick Henry | 1/6/18 | at KC | 23 | 156 | 6.8 | 1 |
| 5. Earl Campbell | 12/31/78 | at NE | 27 | 118 | 4.4 | 1 |
| 6. Eddie George | 1/8/00 | Buf | 29 | 106 | 3.7 | 0 |
| 7. Eddie George | 1/30/00 | StL (SB) | 28 | 95 | 3.4 | 2 |

SCRIMMAGE YARDS IN A TITANS PLAYOFF GAME

Derrick Henry's 182 rushing yards and 22 receiving yards in the team's wild card playoff victory at New England on Jan. 4, 2020 gave him a franchise-record 204 scrimmage yards.

Henry broke his own record of 191 scrimmage yards in a wild card playoff contest at Kansas City on Jan. 6, 2018 (156 rushing, 35 receiving).

On Jan. 11, 2020, one week after establishing the current record, Henry had 202 scrimmage yards (195 rushing, seven receiving) at Baltimore, giving him the three biggest scrimmage yards totals in franchise postseason history.

Prior to Henry, the organization record stood for 57 years. It was set on Jan. 1, 1961, when **Billy Cannon** had 178 scrimmage yards against the Los Angeles Chargers.

Most single-game scrimmage yards in franchise postseason history:

| Player | Date | Opp | Rush Yards | Rec Yards | Scrim Yards |
|-------------------------|----------|--------|------------|-----------|-------------|
| 1. Derrick Henry | 1/4/20 | at NE | 182 | 22 | 204 |
| 2. Derrick Henry | 1/11/20 | at Bal | 195 | 7 | 202 |
| 3. Derrick Henry | 1/6/18 | at KC | 156 | 35 | 191 |
| 4. Billy Cannon | 1/1/61 | LAC | 50 | 128 | 178 |
| 5. Eddie George | 1/16/00 | at Ind | 162 | 14 | 176 |
| 6. Eddie George | 1/7/01 | Bal | 91 | 52 | 143 |
| 7. Ernest Givins | 12/31/89 | at Pit | 0 | 136 | 136 |



HEISMAN NFL LEADERS

Derrick Henry's climb up the NFL's all-time rushing charts also puts him in rare company among Heisman winners. Of all Heisman recipients, Henry ranks third in NFL rushing touchdowns (90) and seventh in NFL rushing yards (9,502).

Most NFL rushing yards among Heisman Trophy winners:

| Player | Heisman Year | NFL Career Rushing Yards |
|-------------------------|--------------|--------------------------|
| 1. Barry Sanders | 1988 | 15,269 |
| 2. Tony Dorsett | 1976 | 12,739 |
| 3. Marcus Allen | 1981 | 12,243 |
| 4. O.J. Simpson | 1968 | 11,236 |
| 5. Eddie George | 1995 | 10,441 |
| 6. Ricky Williams | 1998 | 10,009 |
| 7. Derrick Henry | 2015 | 9,502 |
| 8. Earl Campbell | 1977 | 9,407 |
| 9. Mark Ingram II | 2009 | 8,111 |
| 10. George Rogers | 1980 | 8,176 |

Most NFL rushing touchdowns among Heisman Trophy winners:

| Player | Heisman Year | NFL Career Rushing TDs |
|-------------------------|--------------|------------------------|
| 1. Marcus Allen | 1981 | 123 |
| 2. Barry Sanders | 1988 | 99 |
| 3. Derrick Henry | 2015 | 90 |
| 4. Tony Dorsett | 1976 | 77 |
| 5. Cam Newton | 2010 | 75 |
| 6. Earl Campbell | 1977 | 74 |
| 7. Eddie George | 1995 | 68 |
| 8. Ricky Williams | 1998 | 66 |
| 9. Mark Ingram II | 2009 | 65 |
| 10. O.J. Simpson | 1968 | 61 |

RUSHING LEADERS, ALABAMA ALUMNI

In 2023, **Derrick Henry** became the NFL's all-time leading rusher among players from the University of Alabama. He took the top spot from **Shaun Alexander**, who played for the Crimson Tide from 1996 to 1999 and then embarked on a nine-year NFL career with the Seahawks (2000–2007) and Washington Commanders (2008).

Most NFL rushing yards by a player from the University of Alabama:

| Player | NFL Seasons | Attempts | Yards | Avg | TD |
|-------------------------|------------------|--------------|--------------|------------|-----------|
| 1. Derrick Henry | 2016–2023 | 2,030 | 9,502 | 4.7 | 90 |
| 2. Shaun Alexander | 2000–2008 | 2,187 | 9,453 | 4.3 | 100 |
| 3. Mark Ingram II | 2011–2022 | 1,817 | 8,111 | 4.5 | 65 |
| 4. Josh Jacobs | 2019–2023 | 1,305 | 5,545 | 4.2 | 46 |
| 5. Kenyan Drake | 2016–2023 | 869 | 3,866 | 4.4 | 33 |
| 6. Wilbur Jackson | 1974–1982 | 971 | 3,852 | 4.0 | 13 |
| 7. Eddie Lacy | 2013–2017 | 857 | 3,614 | 4.2 | 23 |
| 8. Tony Nathan | 1979–1987 | 732 | 3,543 | 4.8 | 16 |
| 9. Najee Harris | 2021–2023 | 834 | 3,269 | 3.9 | 22 |
| 10. Bobby Humphrey | 1989–1992 | 695 | 2,857 | 4.1 | 15 |

#32 • RB TYJAE SPEARS

5-11, 195, Rookie, Tulane

[Click for complete bio](#)



Running back **Tyjae Spears** was selected by the Titans in the third round (81st overall) of the 2023 NFL Draft.

As a rookie, Spears did not miss a game and registered one start. He carried the ball 100 times for 453 yards and two touchdowns, and he added 52 receptions for 385 yards and one score. His 838 scrimmage yards ranked seventh in franchise history among rookie running backs, and the total also placed fourth among rookie running backs in 2023 behind Atlanta's **Bijan Robinson**, Detroit's **Jahmyr Gibbs** and Miami's **De'Von Achane**. Spears became the franchise's first rookie running back with at least 50 receptions since **Sid Blanks** in 1964 (56).

Spears spent four years at Tulane (2019-22) prior to entering the NFL. He appeared in 33 games with 20 starts at running back for the Green Wave, totaling 2,910 yards and 31 touchdowns on 427 carries with an additional 48 receptions for 564 yards and three scores. He ended his career as the school's all-time leader in yards per carry (6.8), tied for second in 100-yard rushing games (15), tied for third in rushing touchdowns (31), fourth in rushing yards per game (85.6) and sixth in rushing yards (2,910) and total touchdowns (34). His 6.8 yards per carry from 2019 to 2022 ranked second in the FBS behind only Alabama-Birmingham running back **DeWayne McBride's** 7.3-yard average (minimum 400 attempts).

As a junior in 2022, he started all 14 games for the Green Wave, totaling 1,581 yards and 19 touchdowns on 229 rushing attempts and adding 22 receptions for 256 yards and two touchdowns. He tied for the national lead with 21 total touchdowns and tied for third in the country with 19 rushing touchdowns, a total that ranked second in Tulane single-season history. His 1,581 rushing yards led the conference and made up the Green Wave's all-time second-highest single-season total. His nine 100-yard rushing games included eight consecutive such efforts to finish the season. He was named the American Athletic Conference Offensive Player of the Year and also earned first-team All-AAC honors. His efforts helped Tulane earn a 12-2 record and win an American Athletic Conference title.

He is a native of Ponchatoula, La.

2023 Game Notes:

- **At New Orleans (9/10)**, rushed for 27 yards on three carries and added a one-yard reception in his NFL debut.
- **Against the Los Angeles Chargers (9/17)**, totaled 49 rushing yards on eight attempts and added six yards on a pair of receptions. His 14-yard run in overtime helped lead to the game-winning field goal.
- **At Cleveland (9/24)**, recorded a team-high four receptions for three yards and added four rushing attempts for six yards. He also registered his first career kickoff return for 21 yards.
- **Against Cincinnati (10/1)**, rushed for 40 yards on five attempts (8.0 avg.) and added 18 yards on three receptions. He also had a 16-yard kickoff return. In the second quarter, he rushed for a 22-yard gain, which led to a Titans touchdown two plays later.
- **At Indianapolis (10/8)**, totaled 34 yards and a touchdown on seven rushing attempts and added four receptions for 35 yards to give him a total of 69 scrimmage yards. In the third quarter, he scored his first NFL touchdown, rushing for a 19-yard score. In the second quarter, he converted a third-and-eight with a 14-yard reception. He added a 12-yard kickoff return.
- **Against Baltimore (10/15)**, took a short pass from Malik Willis in the fourth quarter and raced 48 yards to help set up a field goal. He added four rushing attempts for 15 yards.
- **Against Atlanta (10/29)**, rushed for 27 yards on three carries and added three receptions for nine yards. He rushed for a 23-yard gain on an attempt in the fourth quarter. It was his longest rushing attempt through seven career games.
- **At Pittsburgh (11/2)**, totaled 18 yards on five rushing attempts, four receptions for four yards, and two kickoff returns for 46 yards. In the fourth quarter, he recorded a 29-yard kickoff return.
- **At Tampa Bay (11/12)**, totaled 60 scrimmage yards, which ranked second on the team. He rushed for 18 yards on five attempts and added a team-high four receptions for 42 yards. In the third quarter, he converted a third-and-four with a 15-yard reception and converted a third-and-two with a 13-yard catch.
- **At Jacksonville (11/19)**, totaled 14 rushing yards on four attempts, two receptions for 12 yards, and four kickoff returns for 81 yards (20.3 avg.).

- **Against Carolina (11/26)**, returned two kickoffs for 54 yards, including a 33-yarder. He added six yards on two rushing attempts as well as one yard on a reception.
- **Against Indianapolis (12/3)**, rushed for 75 yards on 16 attempts and added four receptions for 13 yards. His attempts and yardage totals were the most through the first 12 games of his rookie season. On the first play of overtime, he rushed for a 19-yard gain to help set up a field goal. He added 40 total yards on a pair of kickoff returns.
- **At Miami (12/11)**, caught six passes for 89 yards and added seven rushing attempts for 29 yards. He finished with 118 scrimmage yards—the first game of his career with at least 100 scrimmage yards. His 89 receiving yards ranked second in franchise history by a rookie running back and were the most since Sid Blanks' 131 at San Diego on Sept. 12, 1964. His 89 receiving yards were the most by an NFL rookie running back in 2023 through 14 weeks. In the third quarter, he caught a 30-yard pass from Will Levis to record his second-longest reception through 13 career games. During a touchdown drive in the fourth quarter, he accounted for three receptions for 41 yards, including a 21-yard catch.
- **Against Houston (12/17)**, recorded a team-high 30 rushing yards on nine carries and added a reception for seven yards.
- **Against Seattle (12/24)**, rushed for 40 yards on nine attempts. He also finished second on the team with five receptions and 27 receiving yards.
- **At Houston (12/31)**, registered his first career start in a two-running-back package. He totaled 29 yards on four receptions.
- **Against Jacksonville (1/7)**, totaled 66 scrimmage yards. He rushed for 25 yards and a touchdown on three attempts and added 41 yards and a score on three receptions. He logged his first career game with two total touchdowns and his first career game with both a rushing touchdown and a receiving touchdown. He was the team's first player with a rushing touchdown and receiving touchdown in the same game since Derrick Henry at the Carolina Panthers on Nov. 3, 2019. In the first quarter, he took a pass from Ryan Tannehill and raced 28 yards to the end zone for the first touchdown reception of his rookie season. In the second quarter, he converted a third-and-two with a 22-yard run and added a three-yard touchdown run.

Spears' 2023/Career Regular Season Statistics:

| Year | GP | GS | Att | Yds | Avg | Lg | TD | Rec | Yds | Avg | Lg | TD |
|------|----|----|-----|-----|-----|----|----|-----|-----|-----|----|----|
| 2023 | 17 | 1 | 100 | 453 | 4.5 | 23 | 2 | 52 | 385 | 7.4 | 48 | 1 |

Spears' Regular Season Single-Game Highs:

- Rushing Attempts** - 16 vs. Indianapolis (12/3/23)
- Rushing Yards** - 75 vs. Indianapolis (12/3/23)
- Long Rush** - 23 vs. Atlanta (10/29/23)
- Rushing Touchdowns** - 1 (Twice, last vs. Jacksonville, 1/7/24)
- Receptions** - 6 at Miami (12/11/23)
- Receiving Yards** - 89 at Miami (12/11/23)
- Long Reception** - 48 vs. Baltimore (10/15/23)
- Receiving Touchdowns** - 1 vs. Jacksonville (1/7/24)

Spears' College Statistics (Tulane):

| Year | GP | GS | Att | Yds | Avg | Lg | TD | Rec | Yds | Avg | Lg | TD |
|---------------|-----------|-----------|------------|--------------|------------|------------|-----------|-----------|------------|-------------|------------|----------|
| 2019 | 4 | 0 | 32 | 192 | 6.0 | 52t | 1 | 5 | 133 | 26.6 | 88t | 1 |
| 2020 | 3 | 3 | 37 | 274 | 7.4 | 42 | 2 | 2 | 30 | 15.0 | 16 | 0 |
| 2021 | 12 | 3 | 129 | 863 | 6.7 | 69t | 9 | 19 | 145 | 7.6 | 44 | 0 |
| 2022 | 14 | 14 | 229 | 1,581 | 6.9 | 75t | 19 | 22 | 256 | 11.6 | 30 | 2 |
| Totals | 33 | 20 | 427 | 2,910 | 6.8 | 75t | 31 | 48 | 564 | 11.8 | 88t | 3 |





SCRIMMAGE YARDS, 2023 ROOKIE RBs

Titans running back **Tyjae Spears** was the fifth of 19 running backs selected in the 2023 NFL Draft. As a rookie, Spears totaled 838 scrimmage yards, including 453 rushing yards and 385 receiving yards. His scrimmage yardage total ranked fourth in the league among rookie running backs behind **Bijan Robinson** (1,463), **Jahmyr Gibbs** (1,261) and **De'Von Achane** (997).

Most scrimmage yards by rookie running backs in 2023:

| Player | Team | Round (Overall) | Rush Yards | Rec Yards | Scrim Yards |
|------------------------|------------------|-----------------|------------|------------|-------------|
| 1. Bijan Robinson | Atlanta | 1 (8) | 976 | 487 | 1,463 |
| 2. Jahmyr Gibbs | Detroit | 1 (12) | 945 | 316 | 1,261 |
| 3. De'Von Achane | Miami | 3 (84) | 800 | 197 | 997 |
| 4. Tyjae Spears | Tennessee | 3 (81) | 453 | 385 | 838 |
| 5. Zach Charbonnet | Seattle | 2 (52) | 462 | 209 | 671 |
| 6. Jaleel McLaughlin | Denver | - | 410 | 160 | 570 |
| 7. Roschon Johnson | Chicago | 4 (115) | 352 | 209 | 561 |
| 8. Keaton Mitchell | Baltimore | - | 396 | 93 | 489 |
| 9. Emari Demercado | Arizona | - | 284 | 119 | 403 |
| 10. Chase Brown | Cincinnati | 5 (163) | 179 | 156 | 335 |

FIRST DOWNS BY ROOKIES IN 2023

Tyjae Spears ranked seventh among all rookies and third among all rookie running backs in total first downs (rushing and receiving) in 2023. He moved the chains 17 times as a receiver and 24 times as a rusher to give him 41 total first downs. The only rookie running backs that fared better were Atlanta's **Bijan Robinson** (74) and Detroit's **Jahmyr Gibbs** (62).

Most total first downs earned by rookies in 2023:

| Player | Pos | Team | First Downs ... | | | |
|------------------------|-----------|------------------|-----------------|-----------|-----------|-----------|
| | | | Round Overall | Rec | Rush | Total |
| 1. Bijan Robinson | RB | Atlanta | 1 (8) | 24 | 50 | 74 |
| 2. Puka Nacua | WR | LA Rams | 5 (177) | 68 | 5 | 73 |
| 3. Jahmyr Gibbs | RB | Detroit | 1 (12) | 20 | 42 | 62 |
| 4. Sam LaPorta | TE | Detroit | 2 (34) | 48 | 0 | 48 |
| 5. Rashee Rice | WR | Kansas City | 2 (55) | 44 | 0 | 44 |
| 6. Zay Flowers | WR | Baltimore | 1 (22) | 41 | 1 | 42 |
| 7. Tyjae Spears | RB | Tennessee | 3 (81) | 17 | 24 | 41 |
| 8. De'Von Achane | RB | Miami | 3 (84) | 10 | 30 | 40 |
| 9. Zach Charbonnet | RB | Seattle | 2 (52) | 7 | 32 | 39 |
| 10. Jordan Addison | WR | Minnesota | 1 (23) | 38 | 0 | 38 |
| Jayden Reed | WR | Green Bay | 2 (50) | 32 | 6 | 38 |

3RD-DOWN CONVERSIONS AMONG ALL RBs

On third down in 2023, **Tyjae Spears** not only led all NFL rookie running backs in conversions, but he also led all other running backs in the category as well. His 20 third-down conversions, which included 11 receptions and nine rushing attempts, ranked first among players at his position.

Most third-down conversions by all running backs in 2023:

| Player | Team | Third-Down Conversions ... | | |
|------------------------|------------------|----------------------------|----------|-----------|
| | | Receiving | Rushing | Total |
| 1. Tyjae Spears | Tennessee | 11 | 9 | 20 |
| 2. Rachaad White | Tampa Bay | 9 | 10 | 19 |
| 3. Latavius Murray | Buffalo | 6 | 12 | 18 |
| Bijan Robinson | Atlanta | 11 | 7 | 18 |
| 5. David Montgomery | Detroit | 2 | 15 | 17 |
| Tony Pollard | Dallas | 4 | 13 | 17 |
| Christian McCaffrey | San Francisco | 5 | 12 | 17 |
| Kyren Williams | LA Rams | 1 | 16 | 17 |
| 9. Saquon Barkley | NY Giants | 8 | 8 | 16 |
| Chuba Hubbard | Carolina | 2 | 14 | 16 |

MORE TITANS RUNNING BACKS

36 - RB JULIUS CHESTNUT

5-11, 228, 2nd Year, Sacred Heart



➤ Julius Chestnut was signed by the Titans as an undrafted free agent on May 13, 2022. He spent the first three games of his rookie season on the 53-man roster before being added to the practice squad on Oct. 4, 2022.

➤ In 2022, he appeared in six games as a rookie. He rushed for 12 yards on nine attempts and added 41 yards on three catches. He also ranked second on the team with 10 kickoff returns for 215 yards (21.5 avg.).

➤ In four seasons at Sacred Heart (2018-21), he saw action in 32 games and logged 593 carries for 3,467 yards (5.8 avg.) and 29 touchdowns. He added 28 receptions for 412 yards (14.7 avg.) and five scores, plus 10 kickoff returns for 108 yards and two punt returns for 10 yards.

➤ As a senior in 2021, played in five games and posted 91 rushes for 542 yards (6.0 avg.) and three touchdowns.

➤ As a junior in 2020, appeared in four games and rushed 93 times for 717 yards (7.7 avg.) and eight scores.

➤ He is a native of Bowie, Md.

2023 Game Notes:

➤ In 2023, Chestnut was limited to three games after suffering a season-ending injury. He registered a pair of special teams tackles.

➤ **Against the Los Angeles Chargers (9/17)**, led the team with two special teams tackles.

➤ **At Cleveland (9/24)**, left the game with an injury during the first quarter.

➤ Placed on injured reserve on Sept. 26, 2023.

20 - RB JONATHAN WARD

6-0, 202, 4th NFL Season, Central Michigan



➤ Rejoined the Titans as a free agent on Oct. 24, 2023 after being waived-injured at the end of 2023 training camp.

➤ Played in three games for the Titans in 2022, totaling five rushes for 25 yards along with two receptions for seven yards.

➤ Originally signed by the Cardinals as an undrafted free agent in 2020.

➤ Played in 41 games at Central Michigan (2016-2019) and rushed for 2,539 yards and 28 touchdowns on 472 carries.

➤ Native of Kankakee, Ill.

2023 Game Notes:

➤ In 2023, Ward appeared in eight games and registered three carries for 11 yards. He added a special teams tackle.



TITANS TIGHT ENDS

| No. | Name | Ht | Wt | Exp | College |
|-----|------------------|-----|-----|-----|------------------|
| 85 | Okonkwo, Chig | 6-3 | 238 | 2 | Maryland |
| 86 | Rader, Kevin | 6-4 | 250 | 3 | Youngstown State |
| 88 | Wesco, Trevon | 6-3 | 267 | 5 | West Virginia |
| 81 | Whyte, Josh (IR) | 6-7 | 248 | R | Cincinnati |

#85 • TE CHIG OKONKWO

6-3, 238, 2nd Year, Maryland
[Click for complete bio](#)

Tight end **Chig Okonkwo** (pronounced "CHIGG oh-KAHN-kwoh") completed his second NFL season in 2023. He was selected by the Titans in the fourth round (143rd overall) of the 2022 NFL Draft.

In his first two campaigns, Okonkwo did not miss a game and totaled 19 starts. His two-year statistics included 86 receptions for 978 yards and four touchdowns. His 11.4-yard receiving average tied for sixth among all NFL tight ends from 2022 to 2023.

Okonkwo started 11 games in 2023 and finished the season with 54 receptions for 528 yards and one touchdown. He ranked second on the team in receptions and receiving yards.

During his rookie season, Okonkwo appeared in all 17 games with eight starts and totaled 32 receptions for 450 yards (14.1 avg.) and three touchdowns. His yardage total ranked second on the team. He also tied for fifth on the team with seven special teams tackles. He was named to the Pro Football Writers of America All-Rookie team.

Okonkwo's 450 receiving yards in 2022 established a new record for franchise rookie tight ends, surpassing **Ben Troupe's** 329 yards in 2004. Okonkwo tied **Chris Dressel** (32 receptions in 1983) for the third-best reception total among all Titans/Oilers rookie tight ends, trailing only **Bo Scaife** (37 in 2005) and Troupe (33 in 2004), and he became the second rookie tight end in franchise history with at least three touchdown catches, joining Dressel (four in 1983).

The Powder Springs, Ga., native appeared in 37 games with 20 starts over four seasons (2018-21) at Maryland and caught 77 passes for 717 yards and eight touchdowns. He added three carries for 72 yards and three touchdowns, including a career-long rush of 54 yards.

As a senior in 2021, he started all 13 games and posted career-high marks with 52 catches for 447 yards and a team-leading five touchdowns. His 52 receptions ranked second in Terrapins history for a single season by a tight end, behind only former Titans tight end **Frank Wycheck** (58 in 1990). Okonkwo's 447 receiving yards were the most by a Terps tight end in a season since **Vernon Davis** (871 in 2005).

He sat out the 2020 season with myocarditis due to COVID-19. Prior to then, he saw action in 12 games (four starts) as a freshman and 12 games (three starts) as a sophomore.

2023 Game Notes:

- **Against the Los Angeles Chargers (9/17)**, tied for the team lead with four receptions for a total of 35 yards. He gained 20 yards on a reception during a third-quarter touchdown drive.
- **At Cleveland (9/24)**, totaled seven yards on three receptions.
- **Against Cincinnati (10/1)**, caught three passes for 29 yards.
- **At Indianapolis (10/8)**, caught five passes for 33 yards. His five receptions gave him the second-highest total of his career.
- **Against Baltimore (10/15)**, totaled 18 yards on a pair of receptions.
- **Against Atlanta (10/29)**, tied for the team lead with four receptions and totaled 23 receiving yards. He took a handoff and rushed for four yards and a first down on third-and-one in the second quarter.
- **At Pittsburgh (11/2)**, totaled 28 yards on three receptions.
- **At Tampa Bay (11/12)**, totaled three receptions for 27 yards.
- **Against Carolina (11/26)**, tied for the team lead with four receptions and ranked second on the team with 45 receiving yards. In the first quarter, he caught a 25-yard pass from Will Levis to move the ball to the one-yard line, and the Titans scored a touchdown two plays later.
- **Against Indianapolis (12/3)**, finished second on the team with 62

receiving yards and ranked third on the squad with three receptions. His yardage total was the second-best number of his career. He helped set up a touchdown on the game's opening drive with a 39-yard reception. It was the fourth-longest reception of his career.

➤ **At Miami (12/11)**, tallied five receptions for 46 yards. In the fourth quarter, he helped set up the game-winning score with a 16-yard reception on the last play before the two-minute warning.

➤ **Against Houston (12/17)**, totaled 36 yards on three receptions, including a 22-yard catch in the third quarter.

➤ **Against Seattle (12/24)**, led the team and tied his career high with six receptions. He also led the squad with 63 receiving yards, giving him his second-best single-game career total. In the second quarter, he caught a 12-yard touchdown pass from Derrick Henry to register his first touchdown catch of the season and the fourth of his career. Okonkwo logged his fifth consecutive game with at least three receptions to tie Austin Hooper (five in 2022) for the longest such streak by a Titans tight end since the beginning of the 2018 campaign.

➤ **At Houston (12/31)**, caught three passes for 34 yards, including a 21-yarder in the fourth quarter. He logged his sixth consecutive game with at least three receptions, becoming the team's only tight end other than Delanie Walker to do so since the beginning of the 2013 season.

➤ **Against Jacksonville (1/7)**, caught two passes for 36 yards, including a 21-yard gain on a screen pass in the first quarter.

Okonkwo's Career Regular Season Statistics:

| Year | Team | GP | GS | Rec | Yds | Avg | Lg | TD |
|---------------|------|-----------|-----------|-----------|------------|-------------|-----------|----------|
| 2022 | Ten | 17 | 8 | 32 | 450 | 14.1 | 48 | 3 |
| 2023 | Ten | 17 | 11 | 54 | 528 | 9.8 | 39 | 1 |
| Totals | | 34 | 19 | 86 | 978 | 11.4 | 48 | 4 |

Okonkwo's Regular Season Single-Game Highs:

Receptions - 6 (Twice, last vs. Seattle, 12/24/23)

Receiving Yards - 68 at Philadelphia (12/4/22)

Long Reception - 48 at Kansas City (11/6/22)

Receiving Touchdowns - 1 (Four times, last vs. Seattle, 12/24/23)

TE RECEIVING AVERAGE SINCE 2022

Chig Okonkwo averaged 11.4 yards per reception in his initial two NFL seasons, collecting 978 yards on 86 catches. That not only led all qualifying tight ends in his draft class but also tied with Travis Kelce and Dallas Goedert for the sixth-best average in the NFL among all NFL tight ends.

Best receiving average among all NFL tight ends from 2022 to 2023:

| Player | Team | Receptions | Yards | Average |
|---------------------|-------------------------|------------|------------|-------------|
| 1. George Kittle | San Francisco 49ers | 125 | 1,785 | 14.3 |
| 2. Kyle Pitts | Atlanta Falcons | 81 | 1,023 | 12.6 |
| 3. Mark Andrews | Baltimore Ravens | 118 | 1,391 | 11.8 |
| Darren Waller | New York Giants | 80 | 940 | 11.8 |
| 5. Travis Kelce | Kansas City Chiefs | 203 | 2,322 | 11.4 |
| Chig Okonkwo | Tennessee Titans | 86 | 978 | 11.4 |
| Dallas Goedert | Philadelphia Eagles | 114 | 1,294 | 11.4 |
| 8. Hunter Henry | New England Patriots | 83 | 928 | 11.2 |
| 9. Juwan Johnson | New Orleans Saints | 79 | 876 | 11.1 |
| 10. Noah Fant | Seattle Seahawks | 82 | 900 | 11.0 |





THE 2022 TIGHT END DRAFT CLASS

Chig Okonkwo was selected by the Titans in the fourth round of the 2022 NFL Draft with the 143rd overall pick. He was the 10th tight end selected in the draft. Among the 19 tight ends in his class, the former Maryland Terrapin ranked second from 2022 to 2023 with 978 career receiving yards, trailing only Arizona's **Trey McBride** (1,090). Okonkwo's 86 receptions ranked fourth in the group, and his 47 receptions for first downs were third.

Most receiving yards by a member of the 2022 tight end draft class:

| Player | Team | Round (Overall) | Rec | Yards | Avg | TD | 1st Downs |
|------------------------|------------------|-----------------|-----|-------|------|----|-----------|
| 1. Trey McBride | Arizona | 2 (55) | 110 | 1,090 | 9.9 | 4 | 54 |
| 2. Chig Okonkwo | Tennessee | 4 (143) | 86 | 978 | 11.4 | 4 | 47 |
| 3. Jake Ferguson | Dallas | 4 (129) | 90 | 935 | 10.4 | 7 | 48 |
| 4. Cade Otton | Tampa Bay | 4 (106) | 89 | 846 | 9.5 | 6 | 41 |
| 5. Isaiah Likely | Baltimore | 4 (139) | 66 | 784 | 11.9 | 8 | 33 |
| 6. Daniel Bellinger | NY Giants | 4 (112) | 55 | 523 | 9.5 | 2 | 20 |
| 7. Greg Dulcich | Denver | 3 (80) | 36 | 436 | 12.1 | 2 | 20 |
| 8. Connor Heyward | Pittsburgh | 6 (208) | 35 | 318 | 9.1 | 1 | 14 |
| 9. Jelani Woods | Indianapolis | 3 (73) | 25 | 312 | 12.5 | 3 | 16 |
| 10. Jeremy Ruckert | NY Jets | 3 (101) | 17 | 159 | 9.4 | 0 | 6 |

ROOKIE TIGHT ENDS IN 2022

Chig Okonkwo led all tight ends in his rookie class with 450 receiving yards. His 32 receptions ranked fourth within the group, while his three touchdown catches tied for the lead (**Isaiah Likely** and **Jelani Woods**).

Among rookies at all positions, Okonkwo's 450 receiving yards ranked eighth.

Most receiving yards by rookie tight ends in 2022:

| Player | Team | Draft Round (Overall) | Rec | Yards | Avg | TD |
|------------------------|------------|-----------------------|-----|-------|------|----|
| 1. Chig Okonkwo | Ten | 4 (143) | 32 | 450 | 14.1 | 3 |
| 2. Greg Dulcich | Den | 3 (80) | 33 | 411 | 12.5 | 2 |
| 3. Cade Otton | TB | 4 (106) | 42 | 391 | 9.3 | 2 |
| 4. Isaiah Likely | Bal | 4 (139) | 36 | 373 | 10.4 | 3 |
| 5. Jelani Woods | Ind | 3 (73) | 25 | 312 | 12.5 | 3 |
| 6. Daniel Bellinger | NYG | 4 (112) | 30 | 268 | 8.9 | 2 |
| 7. Trey McBride | Ari | 2 (55) | 29 | 265 | 9.1 | 1 |
| 8. Jake Ferguson | Dal | 4 (129) | 19 | 174 | 9.2 | 2 |
| 9. Connor Heyward | Pit | 6 (208) | 12 | 151 | 12.6 | 1 |
| 10. Teagan Quitoriano | Hou | 5 (170) | 7 | 113 | 16.1 | 2 |
| James Mitchell | Det | 5 (177) | 11 | 113 | 10.3 | 1 |

FRANCHISE ROOKIE TIGHT ENDS

In 2022, **Chig Okonkwo** had one of the most productive seasons in franchise history by a rookie tight end. His 450 receiving yards established a new record for Titans/Oilers rookies at his position, while his 32 receptions tied for the third-best total among the organization's rookies at his position. The fourth-round pick from the University of Maryland also became the second Titans/Oilers rookie tight end with three or more touchdown receptions, joining **Chris Dressel**, who had four touchdown catches after entering the NFL in 1983.

Most receiving yards by a rookie tight end in franchise history:

| Player | Rookie Year | Receiving Yards |
|------------------------|-------------|-----------------|
| 1. Chig Okonkwo | 2022 | 450 |
| 2. Ben Troupe | 2004 | 329 |
| 3. Chris Dressel | 1983 | 316 |
| 4. Bo Scaife | 2005 | 273 |
| 5. Willie Frazier | 1964 | 227 |

Most receptions by a rookie tight end in franchise history:

| Player | Rookie Year | Receptions |
|------------------------|-------------|------------|
| 1. Bo Scaife | 2005 | 37 |
| 2. Ben Troupe | 2004 | 33 |
| 3. Chig Okonkwo | 2022 | 32 |
| Chris Dressel | 1983 | 32 |
| 5. Erron Kinney | 2000 | 19 |


Most touchdown receptions by a rookie tight end in franchise history:

| Player | Rookie Year | TD Receptions |
|------------------------|-------------|---------------|
| 1. Chris Dressel | 1983 | 4 |
| 2. Chig Okonkwo | 2022 | 3 |
| 3. Jonnu Smith | 2017 | 2 |
| Bo Scaife | 2005 | 2 |
| Willie Frazier | 1964 | 2 |

MORE TITANS TIGHT ENDS

86 - TE KEVIN RADER

6-4, 250, 2nd Year, Youngstown State



- Kevin Rader was signed from the practice squad to the 53-man roster on Oct. 4, 2022.
- Rader initially joined the Titans in 2022, signing to the practice squad on Sept. 1 and then to the 53-man roster on Sept. 22. During the 2022 season, he appeared in 14 games with two starts and ranked fourth on the team with nine special teams tackles.
- Prior to joining the Titans, Rader appeared in seven career NFL games, all with the Pittsburgh Steelers. His totals included two receptions for eight yards and three special teams tackles.
- In 2021, Rader registered six games played, one start and two receptions for eight yards with the Steelers.
- After originally entering the NFL as an undrafted free agent with the Green Bay Packers in 2018, Rader spent the majority of 2019 and 2020 on the Steelers practice squad.
- A native of Pittsburgh, Pa., Rader played 42 games for Youngstown State University, totaling 44 receptions for 601 yards and four touchdowns during his college career.

2023 Game Notes:

- In 2023, Rader was a key contributor on special teams and was used primarily as a blocker on offense. He appeared in 14 games and caught one pass for six yards. He added four special teams tackles.

88 - TE TREVON WESCO

6-3, 267, 5th Year/1st with Titans, West Virginia

➤ Trevon Wesco (name pronounced "tray-VON WESK-oh") was signed by the Titans as an unrestricted free agent on March 31, 2023.

➤ Joined the Titans after one season with the Chicago Bears.

➤ After he was selected by the New York Jets in the fourth round (121st overall) of the 2019 NFL Draft, he spent three seasons with the Jets before moving on to the Bears. In 54 total games (13 starts) with the Jets and Bears, he accumulated 113 yards on eight receptions and added six special teams tackles.

➤ Prior to the 2022 season, Wesco was acquired by the Bears off waivers from the Jets. He saw action in 14 games with one start for Chicago, catching two passes for 26 yards and adding a special teams stop. He also caught a pass for a two-point conversion.

➤ Wesco played three seasons at West Virginia University (2016-18) after transferring from Lackawanna College (2014-15). At West Virginia, he appeared in 35 games, totaling 28 receptions for 373 yards and two touchdowns. He was a first-team All-Big 12 selection as a senior after registering 26 catches for 366 yards and a score.

➤ He is a native of Martinsburg, W.Va.



2023 Game Notes:

➤ In 2023, Wesco was used primarily as a blocker on offense. He appeared in 15 games and registered a career-high 10 starts. He caught one pass for 21 yards.

➤ **At New Orleans (9/10)**, started in his Titans debut.

➤ **At Indianapolis (10/8)**, kept a drive alive with a 21-yard reception to convert a third-and-one during the team's opening possession, leading to a field goal. The catch, which was his first of the season, was his longest reception since a 23-yarder as a member of the Chicago Bears at the New York Giants on Oct. 2, 2022.

81 - TE JOSH WHYLE

6-7, 248, Rookie, Cincinnati

➤ Josh Whyle (last name pronounced "WHY-lee") was selected by the Titans in the fifth round (147th overall) of the 2023 NFL Draft.

➤ In five seasons at Cincinnati (2018-22), Whyle appeared in 52 games with 20 starts and tallied 88 receptions for 1,062 yards with 15 touchdowns with all but two catches coming in his final three seasons.

He set the Cincinnati school record for career touchdown receptions by a tight end (15), breaking Brent Celek's mark.

➤ As a senior in 2022, he appeared in 12 games with 10 starts and collected All-AAC first-team honors. As a team captain, he hauled in 32 passes for 326 yards with three touchdowns.

➤ As a junior in 2021, he played in 14 games with eight starts and earned All-AAC honorable mention accolades. He finished second on the squad with six touchdowns to go along with his 332 receiving yards on 26 catches. He scored five touchdowns in four weeks from Oct. 23 to Nov. 12.

➤ He is a native of Cincinnati, Ohio.



2023 Game Notes:

➤ In 2023, Whyle appeared in 11 games with three starts as a rookie. He totaled nine receptions for 94 yards and a touchdown and added a special teams tackle.

➤ **At New Orleans (9/10)**, made his NFL debut.

➤ **Against Cincinnati (10/1)**, totaled two receptions for 26 yards and a touchdown. In the second quarter, he gained 24 yards on his first career reception on a pass from Ryan Tannehill to set up a Titans touchdown on the ensuing snap. With 10 seconds remaining in the first half, he scored his first career touchdown on a two-yard toss from running back Derrick Henry.

➤ **At Indianapolis (10/8)**, logged his first career start and caught one pass for seven yards. He added a special teams tackle.

➤ **Against Atlanta (10/29)**, he was inactive with a concussion.

➤ **Against Indianapolis (12/3)**, he contributed to a touchdown drive in the third quarter with a 16-yard reception.

➤ Placed on injured reserve on Dec. 30, 2023.



**TITANS
WIDE RECEIVERS**

| No. | Name | Ht | Wt | Exp | College |
|-----|-----------------------------|------|-----|-----|------------------|
| 16 | Burks, Treyton | 6-2 | 225 | 2 | Arkansas |
| 14 | Dowell, Colton (IR) | 6-3 | 212 | R | Tennessee-Martin |
| 10 | Hopkins, DeAndre | 6-1 | 212 | 11 | Clemson |
| 5 | Jackson, Kearis (IR) | 5-11 | 196 | R | Georgia |
| 12 | Kinsey, Mason | 5-11 | 200 | 1 | Berry College |
| 11 | Moore, Chris | 6-1 | 200 | 8 | Cincinnati |
| 18 | Phillips, Kyle | 5-11 | 189 | 2 | UCLA |
| 15 | Westbrook-Ikhine, Nick (IR) | 6-2 | 211 | 4 | Indiana |

#16 • WR TREYLON BURKS

6-2, 225, 2nd Year, Arkansas

[Click for complete bio](#)



Wide receiver **Treyton Burks** completed his second NFL season in 2023. He was selected by the Titans in the first round (18th overall) of the 2022 NFL Draft.

Through his first two seasons, Burks totaled 49 receptions for 665 yards and one touchdown in 22 games (15 starts). That included 16 catches for 221 yards in 2023.

As a rookie, Burks appeared in 11 games with six starts, totaling 33 receptions for 444 yards and one touchdown. His reception total tied for third place on the team, while his yardage total tied for third on the squad. Among NFL rookies in 2022, Burks' 444 receiving yards ranked ninth.

In three seasons (2019-21) at the University of Arkansas, Burks appeared in 32 career games with 30 starts. He totaled 146 receptions for 2,399 yards and 18 touchdowns to go along with 32 rushing attempts for 222 yards and one score. He returned 13 punts for 134 yards (10.3-yard average) and returned 11 kickoff returns for 226 yards (20.5 avg.).

At the conclusion of his collegiate career, he ranked sixth in Razorbacks history in career receptions and receiving yards, and his touchdown reception total tied for fifth all-time. He set an Arkansas record with 10 career 100-yard receiving games, including a school-record six 100-yard receiving performances in his final year.

Burks earned All-SEC honors in each of his three seasons: in 2019, second-team All-SEC as a returner and All-Freshman as a receiver; second-team All-SEC in 2020; and first-team All-SEC in 2021.

The Warren, Ark., native was drafted with the highest pick of any Arkansas player since **Darren McFadden** was taken fourth overall in 2008, and Burks was the first Arkansas wide receiver to be selected in the first round since **Matt Jones** was taken 21st overall by Jacksonville in 2006.






#10 • WR DeANDRE HOPKINS

6-1, 212, 11th Year/1st with Titans, Clemson

[Click for complete bio](#)



Wide receiver **DeAndre Hopkins** completed his 11th NFL season and his first campaign with the Titans in 2023. He was signed by the team prior to training camp.

Hopkins entered the league as the 27th overall pick in the 2013 NFL Draft out of Clemson and spent his first seven seasons with the Houston Texans before being traded to the Arizona Cardinals in 2020.

Over NFL 11 seasons, Hopkins established himself as one of the premier receivers in NFL history. Among all players during that 11-year period, he ranked first in receptions (928), first in first-down receptions (642), first in receiving yards (12,355), third in receiving touchdowns (78), and first in receptions of 25-plus yards (113). He has been named to five Pro Bowls (2015, 2017-20) and received AP All-Pro honors four times—first-team All-Pro from 2017 to 2019 and second-team All-Pro in 2020.

From 2013 through 2023, Hopkins surpassed 100 receptions four times, had seven seasons reaching 1,000 receiving yards, recorded three seasons with at least 10 touchdowns, and posted 100 or more receiving yards in a game 42 times. Hopkins was the only NFL player to have 100-plus receptions every season between from 2018 to 2020.

Hopkins became one of 17 players in NFL history to reach 900 receptions, 12,000 receiving yards and 75 touchdown catches during a career. Only five players—Hopkins, **Marvin Harrison**, **Jerry Rice**, **Brandon Marshall** and **Larry Fitzgerald**—reached all three milestones within their first 11 NFL seasons.

He concluded the 2023 season tied with **Antonio Brown** for 21st place in NFL history with 928 career receptions. His 12,355 career receiving yards ranked 23rd all-time, and his 78 touchdown receptions were 35th in history.

Through 2023, he had at least one reception in all 162 career games he played during the regular season. That represents the longest active streak in the NFL at the conclusion of 2023 and the third-longest streak in NFL history to begin a career behind only **Marvin Harrison** (190 consecutive games) and **Keyshawn Johnson** (167).

During the 2022 campaign with the Cardinals, Hopkins finished with a team-high 64 receptions for 717 yards (second on the team) and three touchdowns despite being limited to nine contests. His average of 7.1 receptions per game ranked fourth in the NFL among all players. His three games with 10-plus receptions matched the second most in franchise annals behind **Larry Fitzgerald's** four such performances in 2017.

At the conclusion of his tenure with the Texans (2013-19), Hopkins owned several franchise records, including franchise marks for career receiving average (13.6), receptions in a season (115 in 2018; tied Andre Johnson, 2008), receiving touchdowns in a season (13 in 2017) and receiving first downs in a season (83 in 2015). When he left Houston, he ranked second on the franchise's all-time career charts in receptions (632), receiving yards (8,602) and touchdown catches (54), trailing only **Andre Johnson** in each category.

The Central, S.C., native appeared in 39 games with 32 starts over three seasons (2010-12) at Clemson and totaled 206 receptions for 3,020 yards and 27 touchdowns. He left Clemson ranked first in school history in receiving yards, first in receiving touchdowns, first in 100-yard receiving games (12) and second in receptions. As a junior (2012), he led the team with 82 receptions for 1,405 yards and 18 touchdowns.

2023 Game Notes:

➤ **At New Orleans (9/10)**, made his Titans debut and led the team with seven receptions for 65 yards, including a 16-yard catch to convert a third-and-10 in the fourth quarter. He was the first Titans player with seven receptions in a contest since Treylon Burks (seven) at Green Bay on Nov. 17, 2022.

➤ **Against the Los Angeles Chargers (9/17)**, tied for the team lead with four receptions and ranked third on the squad with 40 receiving yards. In the fourth quarter, he helped set up a go-ahead touchdown with a 14-yard catch to convert a third down. In overtime, he helped set up the game-winning field goal with another 14-yard grab.

➤ **At Cleveland (9/24)**, totaled a team-best 48 receiving yards on three receptions. All three of his receptions resulted in first downs, including a 26-yarder in the second quarter.

➤ **Against Cincinnati (10/1)**, registered a team-high 63 receiving yards on four receptions. In the second quarter, he caught a 38-yard pass from

As a junior in 2021, Burks was named first-team All-SEC after totaling 66 receptions (seventh in the SEC) for 1,104 yards (fourth) and 11 touchdowns (fourth). His 92.0 receiving yards per game ranked third in the SEC behind only **Jameson Williams** (104.8) and **Wan'Dale Robinson** (102.6).

As a sophomore in 2020, he was named second-team All-SEC after contributing 51 receptions for 820 yards and seven touchdowns. His 91.1 receiving yards per game ranked third in the SEC behind only **Elijah Moore** (149.1) and **DeVonta Smith** (142.8).

2023 Game Notes:

- **At New Orleans (9/10)**, caught two passes for 18 yards and rushed once for nine yards.
- **Against the Los Angeles Chargers (9/17)**, led the offense with 76 receiving yards on three catches. He registered a career-long 70-yard catch in the second quarter, leading to a touchdown two plays later. It was the team's longest reception since a 75-yard touchdown catch by Corey Davis against Detroit on Dec. 20, 2020.
- **At Cleveland (9/24)**, caught one pass for five yards and forced a 26-yard pass interference penalty in the second quarter.
- **Against Cincinnati (10/1)**, **at Indianapolis (10/8)** and **against Baltimore (10/15)**, he was inactive with a knee injury.
- **Against Atlanta (10/29)**, returned to the lineup but did not record a catch.
- **At Pittsburgh (11/2)**, posted two receptions for 23 yards before leaving the game late in the fourth quarter with an injury. In the fourth quarter, he caught a 21-yard pass from Will Levis from the Titans' eight-yard line.
- **At Tampa Bay (11/12)**, **at Jacksonville (11/19)** and **against Carolina (11/26)**, he was inactive with a concussion.
- **Against Indianapolis (12/3)**, he returned after missing three games.
- **At Miami (12/11)**, started and recorded a one-yard reception and a five-yard rushing attempt.
- **Against Houston (12/17)**, led the team with 62 receiving yards on three receptions. He hauled in a 37-yard pass in the first quarter during a touchdown drive and added a 20-yard catch later in the first quarter.
- **Against Seattle (12/24)**, totaled two receptions for 25 yards.
- **At Houston (12/31)**, caught a pair of passes for 11 total yards.

Burks' Career Regular Season Statistics:

| Year | Team | GP | GS | Rec | Yds | Avg | Lg | TD |
|---------------|------|-----------|-----------|-----------|------------|-------------|-----------|----------|
| 2022 | Ten | 11 | 6 | 33 | 444 | 13.5 | 51 | 1 |
| 2023 | Ten | 11 | 9 | 16 | 221 | 13.8 | 70 | 0 |
| Totals | | 22 | 15 | 49 | 665 | 13.6 | 70 | 1 |

Burks' Regular Season Single-Game Highs:

Receptions - 7 at Green Bay (11/17/22)

Receiving Yards - 111 at Green Bay (11/17/22)

Long Reception - 70 vs. Los Angeles Chargers (9/17/23)

Receiving Touchdowns - 1 at Philadelphia (12/4/22)

Ryan Tannehill to convert a third down, leading to a Titans touchdown two plays later.

➤ **At Indianapolis (10/8)**, appeared in his 150th career game (regular season) and led the Titans with eight receptions and 140 receiving yards, averaging 17.5 yards per catch. In the third quarter, he recorded catches of 16 yards and 36 yards on consecutive plays, leading to a Titans touchdown on the following play. He hauled in a 20-yard pass later in the third quarter during a drive that ended in a field goal, and he caught a 25-yard pass in the fourth quarter. He registered his 40th career 100-yard receiving game, his first as a member of the Titans, and his first since Oct. 30, 2022 at Minnesota as a member of the Arizona Cardinals. It was the Titans' first individual 100-yard receiving effort since Treylon Burks had 111 yards at Green Bay on Nov. 17, 2022, and Hopkins' 140 yards were the most by any Titans player in a game since A.J. Brown's 145 yards against the San Francisco 49ers on Dec. 23, 2021. Hopkins' eight receptions were his most in a game since a nine-catch effort against the San Francisco 49ers on Nov. 21, 2022 as a member of the Arizona Cardinals. It was the Titans' highest single-game total since A.J. Brown's 11 receptions against the 49ers on Dec. 23, 2021. Concluding the game with career totals of 879 receptions for 11,654 yards and 71 touchdowns, Hopkins recorded the fifth-highest total of receptions in a player's first 150 career games in NFL history. The only players to catch more passes in their first 150 games were Antonio Brown (928 receptions in 146 games), Marvin Harrison (907), Andre Johnson (900) and Julio Jones (890). He became the fourth player in NFL history with at least one catch in each of his first 150 games, joining Marvin Harrison (190 consecutive games), Keyshawn Johnson (167) and Marshall Faulk (158).

➤ **Against Baltimore (10/15)**, caught one pass for 20 yards.

➤ **Against Atlanta (10/29)**, led the team with 128 receiving yards and three touchdowns on four catches (32.0 avg.). It was his first career game with at least 100 receiving yards and three touchdown receptions. He logged his 13th career game with at least two touchdown receptions and his second career game with three touchdown receptions (Oct. 8, 2017 vs. Kansas City). It was his 41st career 100-yard receiving game and his second as a member of the Titans. In the first quarter, he caught his first touchdown as a member of the Titans on a 47-yard pass from Will Levis. It was Levis' first career touchdown pass, and Hopkins became the third player in NFL history to catch the first career touchdown pass of four different players, joining Marvin Harrison and Joey Galloway. He added a 16-yard touchdown reception in the second quarter and a 61-yard touchdown catch in the third quarter. The latter tied for the fourth-longest reception of his career.

➤ **At Pittsburgh (11/2)**, tied for the team lead with four receptions for 60 yards. He added a five-yard rushing attempt. In the first quarter, he converted a first-and-23 with a 29-yard reception. His 546 receiving yards ranked third for the franchise in its "Titans era" (1999 to present) for a player in the team's first eight games of a season, trailing only Derrick Mason's 599 yards in 2004 and Mason's 592 yards in 2003.

➤ **At Tampa Bay (11/12)**, totaled three receptions for 27 yards, including a 15-yard reception on the first offensive play of the game.

➤ **At Jacksonville (11/19)**, led the team with four receptions and 59 receiving yards, including a touchdown. On the final play of the third quarter, he caught a 43-yard touchdown pass from Will Levis. He became the 40th player in NFL history with 75 or more touchdown catches.

➤ **Against Carolina (11/26)**, led the team with 49 receiving yards and tied for third on the team with three receptions, including a pair of 19-yard grabs. He had a 19-yard reception on the first offensive play of the game.

➤ **Against Indianapolis (12/3)**, led the team with five receptions and 75 yards, including a touchdown. In the second quarter, he gained 27 yards on

his 900th career reception, setting up a touchdown on the ensuing play. He became the 25th player in NFL history to reach 900 career receptions. Later in the second quarter, he caught an 18-yard pass from Will Levis to become the 29th player in NFL history to reach the 12,000-yard career receiving mark. In the fourth quarter, he scored on a three-yard reception to secure his eighth career season with at least five touchdown catches. He became the fifth NFL player to record 900 receptions (903), 12,000 receiving yards (12,072) and 75 receiving touchdowns (76) within his first 11 seasons, joining Marvin Harrison, Jerry Rice, Brandon Marshall and Larry Fitzgerald. He became the 17th all-time player and the only active player to hit all three numbers within a career, regardless of number of seasons accumulated. At 31 years and 180 days old, he became the fourth-youngest player in NFL history to reach 12,000 career receiving yards, trailing only Randy Moss (30 years and 306 days), Julio Jones (30 years and 317 days) and Fitzgerald (31 years and 77 days). In his 157th career game, he tied Marshall (157) as the fifth-fastest player in NFL history to reach 900 career receptions. Only Antonio Brown (143), Harrison (149), Andre Johnson (150) and Jones (153) reached the mark in fewer games.

➤ **At Miami (12/11)**, led the team with seven receptions and 124 receiving yards, including a touchdown. He produced his 42nd career 100-yard receiving game and his third 100-yard game as a member of the Titans. It was his 20th career performance with at least seven receptions, 100 receiving yards and one touchdown reception. Late in the second quarter, he caught a 45-yard pass from Will Levis, leading to a field goal as time expired in the half. In the final two minutes of the game, he helped set up the game-winning score with a 36-yard reception. With six touchdown catches over a seven-game span, he tied Tampa Bay's Mike Evans for the second-best total in the NFL behind only Dallas' CeeDee Lamb (seven).

➤ **Against Houston (12/17)**, tallied a pair of receptions for 21 total yards, including a 17-yard catch that helped lead to a field goal in the fourth quarter. He extended his active streak to 159 consecutive games with a reception—every game he has played since he entered the NFL. He surpassed Marshall Faulk (158) for the third-longest such streak to begin a career in NFL history behind only Marvin Harrison (190 consecutive games) and Keyshawn Johnson (167).

➤ **Against Seattle (12/24)**, totaled two receptions for 20 yards. In the fourth quarter, he drew a pass interference penalty on Seattle's defense to help set up a Titans touchdown.

➤ **At Houston (12/31)**, led the team with seven receptions and 72 receiving yards. He registered his fourth game of 2023 with at least seven receptions, tying A.J. Brown (2021) for the most such games by a Titans player in a season since 2016. On a 14-yard catch in the third quarter, he reached the 1,000-yard receiving mark for the seventh time in his career. He joined 29 previous NFL players who have recorded at least seven 1,000-yard receiving seasons.

➤ **Against Jacksonville (1/7)**, led the team with seven receptions for 46 yards and one touchdown. He scored on a six-yard pass from Ryan Tannehill in the third quarter, giving him his seventh touchdown catch of 2023. He registered his 62nd career game with at least seven receptions—the ninth most since the 1970 AFL-NFL merger and second among active players behind Davante Adams (63). He extended his active streak to 162 consecutive games with a reception—every game he has played since he entered the NFL. At the conclusion of the 2023 season that was the third-longest such streak to begin a career in NFL history behind only Marvin Harrison (190 consecutive games) and Keyshawn Johnson (167).

Hopkins' Career Regular Season Statistics:

| Year | Team | GP | GS | Rec | Yds | Avg | Lg | TD |
|---------------|------|------------|------------|------------|---------------|-------------|------------|-----------|
| 2013 | Hou | 16 | 16 | 52 | 802 | 15.4 | 66 | 2 |
| 2014 | Hou | 16 | 16 | 76 | 1,210 | 15.9 | 76t | 6 |
| 2015 | Hou | 16 | 16 | 111 | 1,521 | 13.7 | 61t | 11 |
| 2016 | Hou | 16 | 16 | 78 | 954 | 12.2 | 51 | 4 |
| 2017 | Hou | 15 | 15 | 96 | 1,378 | 14.4 | 72t | 13 |
| 2018 | Hou | 16 | 16 | 115 | 1,572 | 13.7 | 49t | 11 |
| 2019 | Hou | 15 | 15 | 104 | 1,165 | 11.2 | 43t | 7 |
| 2020 | Ari | 16 | 16 | 115 | 1,407 | 12.2 | 60 | 6 |
| 2021 | Ari | 10 | 10 | 42 | 572 | 13.6 | 55 | 8 |
| 2022 | Ari | 9 | 9 | 64 | 717 | 11.2 | 33t | 3 |
| 2023 | Ten | 17 | 16 | 75 | 1,057 | 14.1 | 61t | 7 |
| Totals | | 162 | 161 | 928 | 12,355 | 13.3 | 76t | 78 |



Hopkins' Career Postseason Statistics:

| Year | Team | GP | GS | Rec | Yds | Avg | Lg | TD |
|-----------------------|------|----------|----------|-----------|------------|-------------|-----------|----------|
| 2015 | Hou | 1 | 1 | 6 | 69 | 11.5 | 17 | 0 |
| 2016 | Hou | 2 | 2 | 11 | 132 | 12.0 | 38 | 1 |
| 2018 | Hou | 1 | 1 | 5 | 37 | 7.4 | 13 | 0 |
| 2019 | Hou | 2 | 2 | 15 | 208 | 13.9 | 41 | 0 |
| Playoff Totals | | 6 | 6 | 37 | 446 | 12.1 | 41 | 1 |

Hopkins' Regular Season Single-Game Highs:

Receptions - 14 at San Francisco (9/13/20)
Receiving Yards - 238 vs. Tennessee (11/30/14)
Long Reception - 76t vs. Washington (9/7/14)
Touchdowns - 3 (Twice, last vs. Atlanta, 10/29/23)

Hopkins' Playoff Single-Game Highs:

Receptions - 9 at Kansas City (1/12/20)
Receiving Yards - 118 at Kansas City (1/12/20)
Long Reception - 41 vs. Buffalo (1/4/20)
Touchdowns - 1 vs. Oakland (1/7/17)

NFL LEADERS SINCE 2013

Since entering the NFL as a first-round pick in 2013, Titans wide receiver **DeAndre Hopkins** ranks among the league leaders in several receiving categories.

Most receptions since 2013:

| Player | Current/Last Team | Receptions |
|---------------------------|-------------------------|------------|
| 1. DeAndre Hopkins | Tennessee Titans | 928 |
| 2. Travis Kelce | Kansas City Chiefs | 907 |
| 3. Keenan Allen | Los Angeles Chargers | 904 |
| 4. Davante Adams | Las Vegas Raiders | 872 |
| 5. Stefon Diggs | Buffalo Bills | 810 |
| 6. Julio Jones | Philadelphia Eagles | 781 |
| 7. Antonio Brown | Tampa Bay Buccaneers | 777 |
| 8. Mike Evans | Tampa Bay Buccaneers | 762 |
| 9. Tyreek Hill | Miami Dolphins | 717 |
| 10. Jarvis Landry | New Orleans Saints | 713 |

Most receiving yards since 2013:

| Player | Current/Last Team | Receiving Yards |
|---------------------------|-------------------------|-----------------|
| 1. DeAndre Hopkins | Tennessee Titans | 12,355 |
| 2. Mike Evans | Tampa Bay Buccaneers | 11,680 |
| 3. Julio Jones | Philadelphia Eagles | 11,546 |
| 4. Travis Kelce | Kansas City Chiefs | 11,328 |
| 5. Davante Adams | Las Vegas Raiders | 10,781 |
| 6. Keenan Allen | Los Angeles Chargers | 10,530 |
| 7. Antonio Brown | Tampa Bay Buccaneers | 10,229 |
| 8. Tyreek Hill | Miami Dolphins | 10,139 |
| 9. Stefon Diggs | Buffalo Bills | 9,995 |
| 10. Amari Cooper | Cleveland Browns | 9,486 |

Most receiving touchdowns since 2013:

| Player | Current/Last Team | Receiving TDs |
|---------------------------|-------------------------|---------------|
| 1. Davante Adams | Las Vegas Raiders | 95 |
| 2. Mike Evans | Tampa Bay Buccaneers | 94 |
| 3. DeAndre Hopkins | Tennessee Titans | 78 |
| 4. Antonio Brown | Tampa Bay Buccaneers | 76 |
| Tyreek Hill | Miami Dolphins | 76 |
| 6. Travis Kelce | Kansas City Chiefs | 74 |
| 7. Stefon Diggs | Buffalo Bills | 67 |
| 8. Jimmy Graham | New Orleans Saints | 64 |
| 9. Amari Cooper | Cleveland Browns | 60 |
| 10. Odell Beckham Jr. | Baltimore Ravens | 59 |
| Tyler Lockett | Seattle Seahawks | 59 |
| Keenan Allen | Los Angeles Chargers | 59 |
| Adam Thielen | Carolina Panthers | 59 |

Most receiving first downs since 2013:

| Player | Current/Last Team | Rec 1st Downs |
|---------------------------|-------------------------|---------------|
| 1. DeAndre Hopkins | Tennessee Titans | 642 |
| 2. Travis Kelce | Kansas City Chiefs | 600 |
| 3. Mike Evans | Tampa Bay Buccaneers | 586 |
| 4. Keenan Allen | Los Angeles Chargers | 556 |
| 5. Julio Jones | Philadelphia Eagles | 554 |
| 6. Davante Adams | Las Vegas Raiders | 532 |
| 7. Antonio Brown | Tampa Bay Buccaneers | 495 |
| 8. Stefon Diggs | Buffalo Bills | 479 |
| 9. Tyreek Hill | Miami Dolphins | 463 |
| 10. Amari Cooper | Cleveland Browns | 437 |

Most receptions of 25+ yards since 2013:

| Player | Current/Last Team | 25+ Yard Rec |
|---------------------------|-------------------------|--------------|
| 1. DeAndre Hopkins | Tennessee Titans | 113 |
| 2. Mike Evans | Tampa Bay Buccaneers | 111 |
| 3. Tyreek Hill | Miami Dolphins | 110 |
| 4. T.Y. Hilton | Dallas Cowboys | 99 |
| 5. Julio Jones | Philadelphia Eagles | 98 |
| 6. Antonio Brown | Tampa Bay Buccaneers | 96 |
| 7. Brandin Cooks | Dallas Cowboys | 94 |
| 8. Amari Cooper | Cleveland Browns | 93 |
| 9. Davante Adams | Las Vegas Raiders | 92 |
| 10. Travis Kelce | Kansas City Chiefs | 87 |

Most 100-yard receiving games since 2013:

| Player | Current/Last Team | 100-Yard Rec Games |
|---------------------------|-------------------------|--------------------|
| 1. Julio Jones | Philadelphia Eagles | 50 |
| 2. Antonio Brown | Tampa Bay Buccaneers | 43 |
| 3. DeAndre Hopkins | Tennessee Titans | 42 |
| Davante Adams | Las Vegas Raiders | 42 |
| 5. Keenan Allen | Los Angeles Chargers | 38 |
| 6. Travis Kelce | Kansas City Chiefs | 37 |
| 7. Stefon Diggs | Buffalo Bills | 36 |
| Mike Evans | Tampa Bay Buccaneers | 36 |
| 9. Amari Cooper | Cleveland Browns | 35 |
| 10. Tyreek Hill | Miami Dolphins | 33 |

PLAYERS WITH 900/12,000/75

Wide receiver **DeAndre Hopkins** is one of 17 players in NFL history to reach 900 receptions, 12,000 receiving yards and 75 touchdown catches during a career.

Players in NFL history with 900 receptions, 12,000 receiving yards and 75 touchdown catches:

| Player | Games | Receptions | Yards | Rec TDs |
|--------------------------------|------------|------------|---------------|-----------|
| Jerry Rice ^{HOF} | 303 | 1,549 | 22,895 | 197 |
| Larry Fitzgerald | 263 | 1,432 | 17,492 | 121 |
| Tony Gonzalez ^{HOF} | 270 | 1,325 | 15,127 | 111 |
| Marvin Harrison ^{HOF} | 190 | 1,102 | 14,580 | 128 |
| Cris Carter ^{HOF} | 234 | 1,101 | 13,899 | 130 |
| Tim Brown ^{HOF} | 255 | 1,094 | 14,934 | 100 |
| Terrell Owens ^{HOF} | 219 | 1,078 | 15,934 | 153 |
| Anquan Boldin | 202 | 1,076 | 13,779 | 82 |
| Reggie Wayne | 211 | 1,070 | 14,345 | 82 |
| Steve Smith Sr. | 219 | 1,031 | 14,731 | 81 |
| Isaac Bruce ^{HOF} | 223 | 1,024 | 15,208 | 91 |
| Hines Ward | 217 | 1,000 | 12,083 | 85 |
| Randy Moss ^{HOF} | 218 | 982 | 15,292 | 156 |
| Brandon Marshall | 179 | 970 | 12,351 | 83 |
| Andre Reed ^{HOF} | 234 | 951 | 13,198 | 87 |
| DeAndre Hopkins | 161 | 928 | 12,355 | 78 |
| Antonio Brown | 146 | 928 | 12,291 | 83 |

HOF - Member of the Pro Football Hall of Fame

Among the players to accomplish the feat, Hopkins joined **Marvin Harrison, Jerry Rice, Brandon Marshall** and **Larry Fitzgerald** as the NFL's only players to reach each of the milestones—900 receptions, 12,000 receiving yards and 75 receiving touchdowns—within his first 11 seasons.

Players in NFL history with 900 receptions, 12,000 receiving yards and 75 receiving touchdowns in their first 11 seasons:

| Player | First 11 Seasons | Receptions | Yards | Rec TDs |
|------------------------|------------------|------------|---------------|-----------|
| Marvin Harrison | 1996–2006 | 1,022 | 13,697 | 122 |
| Jerry Rice | 1985–1995 | 942 | 15,123 | 146 |
| Brandon Marshall | 2006–2016 | 941 | 12,061 | 82 |
| DeAndre Hopkins | 2013–2023 | 928 | 12,355 | 78 |
| Larry Fitzgerald | 2004–2014 | 909 | 12,151 | 89 |

QUICKEST TO 900

On Dec. 3, 2023 against the Indianapolis Colts, **DeAndre Hopkins** recorded his 900th career reception in his 157th career game. He tied **Brandon Marshall** for the fifth-fewest games needed to reach the mark in NFL history.

Fewest games needed to reach 900 career receptions, NFL history:

| Player | Games to Reach 900 Receptions |
|---------------------------|-------------------------------|
| 1. Antonio Brown | 143 |
| 2. Marvin Harrison | 149 |
| 3. Andre Johnson | 150 |
| 4. Julio Jones | 153 |
| 5. DeAndre Hopkins | 157 |
| Brandon Marshall | 157 |

CONSECUTIVE GAMES WITH RECEPTION

DeAndre Hopkins has at least one reception in every game he has played during his career. He owns the longest active streak in the NFL, and he is tied for the third-longest streak to begin a career in the Super Bowl era (since 1966).

Most consecutive games with at least one reception, active streak:

| Player | Current Team | Games |
|---------------------------|-------------------------|------------|
| 1. DeAndre Hopkins | Tennessee Titans | 162 |
| 2. Travis Kelce | Kansas City Chiefs | 158 |
| 3. Stefon Diggs | Buffalo Bills | 136 |
| 4. Davante Adams | Las Vegas Raiders | 131 |
| 5. Zach Ertz | Arizona Cardinals | 123 |
| 6. George Kittle | San Francisco 49ers | 98 |
| 7. Evan Engram | Jacksonville Jaguars | 94 |
| 8. Mike Evans | Tampa Bay Buccaneers | 72 |
| 9. Keenan Allen | Los Angeles Chargers | 71 |
| 10. Tyreek Hill | Miami Dolphins | 70 |

Consecutive games with a reception to begin a career, Super Bowl era (1966–present):

| Player | Position | Games |
|---------------------------|-----------|---------------------|
| 1. Marvin Harrison | WR | 190 |
| 2. Keyshawn Johnson | WR | 167 |
| 3. DeAndre Hopkins | WR | 162 (active) |
| 4. Marshall Faulk | RB | 158 |
| 5. <i>Stefon Diggs</i> | <i>WR</i> | <i>136 (active)</i> |
| Jeremy Shockey | TE | 136 |
| 7. Calvin Johnson | WR | 135 |
| 8. Michael Crabtree | WR | 120 |
| 9. Allen Robinson | WR | 116 |
| 10. Randy Moss | WR | 101 |

HOPKINS' CAREER 100-YARD RECEIVING GAMES

| Date | Opp | W/L | Rec. | Yds. | Avg. | Lg | TD |
|-----------|------------------|-----|------|------|------|-----|----|
| 11/30/14 | Tennessee | W | 9 | 238 | 26.4 | 58t | 2 |
| 10/29/17 | at Seattle | L | 8 | 224 | 28.0 | 72t | 1 |
| 12/15/18 | at NY Jets | W | 10 | 170 | 17.0 | 45t | 2 |
| 10/8/15 | Indianapolis | L | 11 | 169 | 15.4 | 34 | 0 |
| 9/30/18 | at Indianapolis | W | 10 | 169 | 16.9 | 30 | 1 |
| 12/20/20 | Philadelphia | W | 9 | 169 | 18.8 | 45 | 1 |
| 10/30/22 | at Minnesota | L | 12 | 159 | 13.3 | 33 | 1 |
| 10/4/15 | at Atlanta | L | 9 | 157 | 17.4 | 28 | 0 |
| 10/7/18 | Dallas | W | 9 | 151 | 16.8 | 49 | 0 |
| 9/13/20 | at San Francisco | W | 14 | 151 | 10.8 | 33 | 0 |
| 12/10/17 | San Francisco | L | 11 | 149 | 13.5 | 29t | 2 |
| 10/18/15 | at Jacksonville | W | 10 | 148 | 14.8 | 29 | 2 |
| 12/30/18 | Jacksonville | W | 12 | 147 | 12.3 | 43 | 0 |
| 10/8/23 | at Indianapolis | L | 8 | 140 | 17.5 | 36 | 0 |
| 9/27/20 | Detroit | L | 10 | 137 | 13.7 | 30 | 0 |
| 12/13/20 | at NY Giants | W | 9 | 136 | 15.1 | 41 | 0 |
| 10/11/20 | at NY Jets | W | 6 | 131 | 21.8 | 45 | 1 |
| 10/29/23 | Atlanta | W | 4 | 128 | 32.0 | 61t | 3 |
| 11/15/20 | Buffalo | W | 7 | 127 | 18.1 | 43t | 1 |
| 11/27/17 | at Baltimore | L | 7 | 125 | 17.9 | 39 | 0 |
| 12/11/23 | at Miami | W | 7 | 124 | 17.7 | 45 | 1 |
| 1/1/17 | at Tennessee | L | 7 | 123 | 17.6 | 51 | 0 |
| 12/8/19 | Denver | L | 7 | 120 | 17.1 | 43t | 1 |
| 12/15/19 | at Tennessee | W | 6 | 119 | 19.8 | 35 | 0 |
| 11/22/15 | NY Jets | W | 5 | 118 | 23.6 | 61t | 2 |
| 1/12/20 * | at Kansas City | L | 9 | 118 | 13.1 | 38 | 0 |
| 9/15/13 | Tennessee | W | 7 | 117 | 16.7 | 28 | 1 |
| 12/27/15 | at Tennessee | W | 7 | 117 | 16.7 | 44 | 1 |
| 9/21/14 | at NY Giants | L | 6 | 116 | 19.3 | 49 | 0 |
| 11/2/14 | Philadelphia | L | 6 | 115 | 19.2 | 45 | 1 |
| 9/18/16 | Kansas City | W | 7 | 113 | 16.1 | 35 | 1 |
| 11/12/17 | at LA Rams | L | 7 | 111 | 15.9 | 36 | 0 |
| 9/9/19 | at New Orleans | L | 8 | 111 | 13.9 | 38 | 2 |
| 9/16/18 | at Tennessee | L | 6 | 110 | 18.3 | 31 | 1 |
| 10/27/19 | Oakland | W | 11 | 109 | 9.9 | 21 | 0 |
| 10/20/14 | at Pittsburgh | L | 6 | 108 | 18.0 | 32 | 0 |
| 10/1/17 | Tennessee | W | 10 | 107 | 10.7 | 21 | 1 |
| 10/20/19 | at Indianapolis | L | 9 | 106 | 11.8 | 21 | 1 |
| 11/4/18 | at Denver | W | 10 | 105 | 10.5 | 16t | 1 |
| 12/23/18 | at Philadelphia | L | 9 | 104 | 11.6 | 18 | 0 |
| 10/25/20 | Seattle | W | 10 | 103 | 10.3 | 35t | 1 |
| 10/20/22 | New Orleans | W | 10 | 103 | 10.3 | 18 | 0 |
| 9/27/15 | Tampa Bay | W | 8 | 101 | 12.6 | 29 | 1 |

* Playoffs

YOUNGEST TO 12,000

On Dec. 3, 2023, **DeAndre Hopkins** had 75 yards against the Indianapolis Colts to surpass 12,000 receiving yards for his career. At 31 years, 180 days old, he became the fourth-youngest player in NFL history to reach the milestone.

Youngest players in NFL history to reach 12,000 career receiving yards:

| Player | Age Reaching 12,000 Yards |
|---------------------------|---------------------------|
| 1. Randy Moss | 30 years, 306 days |
| 2. Julio Jones | 30 years, 317 days |
| 3. Larry Fitzgerald | 31 years, 77 days |
| 4. DeAndre Hopkins | 31 years, 180 days |

RECEPTIONS PER GAME IN 2022

DeAndre Hopkins totaled 64 receptions for 717 yards and three touchdowns in 2022 despite being limited to nine games. His average of 7.1 receptions per game ranked fourth in the NFL among all players.


Most receptions per game in 2022:

| Player | Team | Games | Receptions | |
|---------------------------|----------------|----------|------------|------------|
| | | | Receptions | Per Game |
| 1. Cooper Kupp | LA Rams | 9 | 75 | 8.3 |
| 2. Justin Jefferson | Minnesota | 17 | 128 | 7.5 |
| 3. Ja'Marr Chase | Cincinnati | 12 | 87 | 7.3 |
| 4. DeAndre Hopkins | Arizona | 9 | 64 | 7.1 |
| 5. Tyreek Hill | Miami | 17 | 119 | 7.0 |
| 6. Chris Godwin | Tampa Bay | 15 | 104 | 6.9 |
| 7. Stefon Diggs | Buffalo | 16 | 108 | 6.8 |
| 8. Amon-Ra St. Brown | Detroit | 16 | 106 | 6.6 |
| Keenan Allen | LA Chargers | 10 | 66 | 6.6 |
| 10. Travis Kelce (TE) | Kansas City | 17 | 110 | 6.5 |



#11 • WR CHRIS MOORE

6-1, 200, 8th Year/1st with Titans, Cincinnati
[Click for complete bio](#)



Wide receiver **Chris Moore** completed his eighth NFL season and his first campaign with the Titans in 2023. He was signed by the team as an unrestricted free agent on April 19, 2023.

Prior to joining the Titans, Moore spent five seasons with the Baltimore Ravens (2016-20) and two years with the Houston Texans (2021-22).

Through 2023, Moore's career totals included 138 receptions for 1,710 yards and eight touchdowns in 106 games (18 starts). He also returned 50 kickoffs for a 23.4-yard average (1,169 yards).

During his first season with the Titans, Moore ranked third on the team with 424 receiving yards on 22 receptions. His reception and yardage totals both ranked second for his career. Among all NFL players with at least 20 receptions in 2023, his 19.3-yard receiving average was the best in the league, and Moore produced the 11th-best average in Titans/Oilers history among players with a minimum of 20 receptions.

In 2022, he appeared in 16 games with seven starts for the Texans and tallied career highs in receptions (48) and receiving yards (548) to go along with two receiving scores.

After being selected by the Ravens in the fourth round (107th overall) of the 2016 NFL Draft, Moore recorded 47 receptions for 511 yards with four touchdowns in five seasons with the team. He also excelled on special teams with the Ravens in returning kicks, as well as in punt coverage where he scored two touchdowns, one on a block return in 2016 and one recovering a loose ball in 2017.

Moore played four seasons at the University of Cincinnati (2012-15), where he amassed 119 receptions for 2,301 yards and 26 touchdowns in 50 games played (34 starts). He left the school as the Bearcats' all-time leader in touchdown receptions and ranked sixth in receiving yards in program history.

He is a native of Tampa, Fla.

2023 Game Notes:

- **At New Orleans (9/10)**, made his Titans debut.
- **Against the Los Angeles Chargers (9/17)**, caught a 49-yard pass from Ryan Tannehill in the fourth quarter to help set up a touchdown six plays later. It was the third-longest reception of his career.
- **At Cleveland (9/24)**, totaled 41 yards on a pair of receptions, including a 33-yard catch on a pass from Ryan Tannehill late in the second quarter to convert a fourth down.
- **Against Cincinnati (10/1)**, caught a 44-yard pass from Ryan Tannehill in the second quarter. It was his third consecutive games with a reception of at least 33 yards.
- **At Pittsburgh (11/2)**, caught a 29-yard pass from Will Levis in the fourth quarter.
- **At Jacksonville (11/19)**, led the Titans with 87 scrimmage yards, including 38 rushing yards and 49 receiving yards. His scrimmage yardage total was the third-best figure of his career. In the first quarter, he rushed for a 38-yard gain on a reverse, logging the longest rushing attempt of his career. In the fourth quarter, his 49-yard reception helped set up a Titans touchdown. It tied for his longest reception of the season and tied for the third-longest catch of his career. It was also his third reception of the season of 40-plus yards.
- **Against Carolina (11/26)**, appeared in his 100th NFL game (regular season) and totaled three receptions for 41 yards. He added a 21-yard kickoff return—his first kickoff return as a member of the Titans and his first since 2019 as a member of the Baltimore Ravens. In the fourth quarter, he caught a 22-yard pass from Will Levis in the fourth quarter.
- **At Miami (12/11)**, caught a 22-yard pass from Will Levis in the second quarter. He added a 23-yard kickoff return.
- **Against Houston (12/17)**, totaled 39 yards on three receptions, including a 23-yard catch to convert a third-and-10 in overtime. He added a 19-yard kickoff return.
- **At Houston (12/31)**, recorded a 32-yard reception in the second quarter. It was his fifth reception of the season covering at least 30 yards.
- **Against Jacksonville (1/7)**, caught three passes for 30 yards.

Moore's Career Regular Season Statistics:

| Year | Team | GP | GS | Rec | Yds | Avg | Lg | TD |
|---------------|------|------------|-----------|------------|--------------|-------------|------------|----------|
| 2016 | Bal | 15 | 0 | 7 | 46 | 6.6 | 13 | 0 |
| 2017 | Bal | 13 | 4 | 18 | 248 | 13.8 | 30t | 3 |
| 2018 | Bal | 16 | 0 | 19 | 196 | 10.3 | 30 | 1 |
| 2019 | Bal | 14 | 1 | 3 | 21 | 7.0 | 13 | 0 |
| 2020 | Bal | 3 | 0 | 0 | 0 | 0 | 0 | 0 |
| 2021 | Hou | 12 | 1 | 21 | 227 | 10.8 | 67t | 2 |
| 2022 | Hou | 16 | 7 | 48 | 548 | 11.4 | 52 | 2 |
| 2023 | Ten | 17 | 5 | 22 | 424 | 19.3 | 49 | 0 |
| 2021 | Ten | 16 | 7 | 38 | 476 | 12.5 | 46 | 4 |
| 2022 | Ten | 17 | 13 | 25 | 397 | 15.9 | 63t | 3 |
| 2023 | Ten | 14 | 9 | 28 | 370 | 13.2 | 33t | 3 |
| Totals | | 106 | 18 | 138 | 1,710 | 12.4 | 67t | 8 |

Moore's Career Postseason Statistics:

| Year | Team | GP | GS | Rec | Yds | Avg | Lg | TD |
|---------------|------|----------|----------|----------|----------|----------|----------|----------|
| 2018 | Bal | 1 | 0 | 0 | 0 | - | - | 0 |
| 2019 | Bal | 1 | 0 | 0 | 0 | - | - | 0 |
| 2020 | Bal | 1 | 0 | 0 | 0 | - | - | 0 |
| Totals | | 3 | 0 | 0 | 0 | - | - | 0 |

Moore's Regular Season Single-Game Highs:

- Receptions** - 10 at Dallas (12/11/22)
- Receiving Yards** - 124 at Dallas (12/11/22)
- Long Reception** - 67t vs. New England (10/10/21)
- Receiving Touchdowns** - 1 (eight times, last vs. Phi., 11/3/22)
- Kickoff Returns** - 5 at Pittsburgh (12/10/17)
- Kickoff Return Yards** - 124 vs. Cincinnati (12/31/17)
- Long Kickoff Return** - 87 vs. Cincinnati (12/31/17)

2023 AVERAGE, MIN. 20 RECEPTIONS

In 2023, wide receiver **Chris Moore** averaged 19.3 yards on 22 receptions (424 yards) during his first season with the Titans. His 19.3-yard receiving average led the NFL among all players with at least 20 receptions. The number was the 11th-best average in Titans/Oilers history among players with a minimum of 20 receptions.

Highest receiving average with a minimum of 20 receptions in 2023:

| Player | Team | Receptions | Yards | Avg |
|-----------------------|---------------------|------------|------------|-------------|
| 1. Chris Moore | Tennessee Titans | 22 | 424 | 19.3 |
| 2. George Pickens | Pittsburgh Steelers | 63 | 1,140 | 18.1 |
| 3. Brandon Aiyuk | San Francisco 49ers | 75 | 1,342 | 17.9 |
| 4. Amari Cooper | Cleveland Browns | 72 | 1,250 | 17.4 |
| 5. Noah Brown | Houston Texans | 33 | 567 | 17.2 |
| 6. Marvin Mims Jr. | Denver Broncos | 22 | 377 | 17.1 |
| 7. Justin Watson | Kansas City Chiefs | 27 | 460 | 17.0 |
| 8. DK Metcalf | Seattle Seahawks | 66 | 1,114 | 16.9 |
| 9. Gabe Davis | Buffalo Bills | 45 | 746 | 16.6 |
| 10. Jalin Hyatt | New York Giants | 23 | 373 | 16.2 |
| Nico Collins | Houston Texans | 80 | 1,297 | 16.2 |



#15 • WR NICK WESTBROOK-IKHINE

6-2, 211, 4th Year, Indiana
[Click for complete bio](#)



Wide receiver **Nick Westbrook-Ikhine** completed his fourth NFL season in 2023. He was originally signed by the Titans as a rookie free agent on May 7, 2020.

During his first four seasons in the NFL, no player appeared in more games in a Titans uniform than Westbrook-Ikhine, who logged 61 games in that stretch with 30 starts. He totaled 94 receptions for 1,276 yards and 10 touchdowns.

From the beginning of his second year in the NFL (2021) through 2023, Westbrook-Ikhine led the Titans in receptions (91), receiving yards (1,243), touchdown catches (10) and receptions for first downs (59).

The 2023 campaign was the third consecutive season for Westbrook-Ikhine with at least 25 receptions, 370 receiving yards and three touchdowns. He registered 28 catches for 370 yards and three scores in 14 games (nine starts) before finishing the season on injured reserve.

In 2022, Westbrook-Ikhine appeared in all 17 games with a career-high 13 starts. He posted 25 catches for 397 yards and three touchdowns.

In 2021, he played in 16 games with seven starts. He ranked second on the team and set career highs with 38 receptions, 476 receiving yards and four touchdown catches, and he added three tackles on special teams. Westbrook-Ikhine was named the team's 2021 recipient of the Ed Block Courage Award.

As a rookie in 2020, he appeared in 14 games with one start and totaled three receptions for 33 yards, two special teams tackles and one reception for a two-point conversion. In one playoff game, he registered two catches for 17 yards and a special teams tackle.

A native of Lake Mary, Fla., he appeared in 52 games with 36 starts at Indiana University, where he totaled 144 receptions for 2,226 yards with 16 touchdowns over four seasons. He ranked sixth in school history in catches, seventh in yardage and touchdowns, and tied for seventh in 100-yard receiving games (six). He became the seventh Hoosier to reach 125 receptions and 2,000 yards. As a senior in 2019, he caught 42 passes for 572 yards and five touchdowns.

2023 Game Notes:

- **At New Orleans (9/10)**, ranked second on the team with four receptions and 58 receiving yards. He recorded catches of 21 and 24 yards in a span of three plays in the fourth quarter to help set up a field goal.
- **Against the Los Angeles Chargers (9/17)**, caught three passes for 25 yards, including a four-yard touchdown with 2 minutes and 22 seconds remaining in the fourth quarter. It was his first touchdown reception of the season and his eighth career touchdown reception.
- **Against Cincinnati (10/1)**, led the team with five receptions and finished second on the squad with 51 receiving yards. In the second quarter, he caught a 13-yard touchdown pass from Ryan Tannehill for his ninth career touchdown catch. Later in the second quarter, he added a 22-yard reception that preceded a Titans touchdown on the following play. During the contest he reached the 1,000-yard career receiving plateau.
- **Against Baltimore (10/15)**, led the offense with three receptions for 25 yards.
- **Against Atlanta (10/29)**, hauled in a 33-yard touchdown pass from Will Levis in the fourth quarter. The play ultimately provided the winning margin in the 28-23 victory. It was his third touchdown reception of 2023 and his 10th career touchdown catch.
- **At Pittsburgh (11/2)**, hauled in a 23-yard pass from Will Levis in the second quarter during a touchdown drive.
- **Against Carolina (11/26)**, tied for the team lead with four receptions and tied for third on the team with 41 receiving yards. He helped set up a field goal at the end of the first half with an 18-yard reception.
- **Against Indianapolis (12/3)**, turned a pass from Will Levis into a 28-yard gain in the fourth quarter during a touchdown drive.
- **At Miami (12/11)**, totaled 28 yards on a pair of receptions. He helped set up the first of the team's final two touchdowns in the comeback win with a 23-yard grab. He capped the drive by scoring his second career two-point conversion on a pass from Will Levis.
- **Against Houston (12/17)**, caught a 33-yard pass in the first quarter to help set up a touchdown two plays later.
- Placed on injured reserve on Dec. 20, 2023.



Westbrook-Ikhine's Career Regular Season Statistics:

| Year | Team | GP | GS | Rec | Yds | Avg | Lg | TD |
|---------------|------|-----------|-----------|-----------|-------------|-------------|------------|-----------|
| 2020 | Ten | 14 | 1 | 3 | 33 | 11.0 | 19 | 0 |
| 2021 | Ten | 16 | 7 | 38 | 476 | 12.5 | 46 | 4 |
| 2022 | Ten | 17 | 13 | 25 | 397 | 15.9 | 63t | 3 |
| 2023 | Ten | 14 | 9 | 28 | 370 | 13.2 | 33t | 3 |
| Totals | | 61 | 30 | 94 | 1276 | 13.6 | 63t | 10 |

Westbrook-Ikhine's Career Postseason Statistics:

| Year | Team | GP | GS | Rec | Yds | Avg | Lg | TD |
|---------------|------|----------|----------|----------|-----------|------------|-----------|----------|
| 2020 | Ten | 1 | 0 | 2 | 17 | 8.5 | 12 | 0 |
| 2021 | Ten | 1 | 0 | 0 | 0 | - | 0 | 0 |
| Totals | | 2 | 0 | 2 | 17 | 8.5 | 12 | 0 |

Westbrook-Ikhine's Regular Season Single-Game Highs:

- Receptions** - 7 vs. Houston (11/21/21)
- Receiving Yards** - 119 vs. Denver (11/13/22)
- Long Reception** - 63t vs. Denver (11/13/22)
- Receiving Touchdowns** - 2 vs. Denver (11/13/22)

Westbrook-Ikhine's Playoff Single-Game Highs:

- Receptions** - 2 vs. Baltimore (1/10/21)
- Receiving Yards** - 17 vs. Baltimore (1/10/21)
- Long Reception** - 12 vs. Baltimore (1/10/21)

TITANS RECEIVING, 2021-2023

Titans wide receiver **Nick Westbrook-Ikhine** totaled 91 receptions for 1,243 yards and 10 touchdowns from the beginning of his second NFL season in 2021 through the 2023 campaign. All three statistics led the team during that three-year span.

Most receptions by a Titans player from 2021 to 2023:

| Player | Pos | Games | Rec | Yards | TD |
|----------------------------------|-----------|-----------|-----------|--------------|-----------|
| 1. Nick Westbrook-Ikhine* | WR | 47 | 91 | 1,243 | 10 |
| 2. Chig Okonkwo | TE | 34 | 86 | 978 | 4 |
| 3. Derrick Henry | RB | 41 | 79 | 766 | 0 |
| 4. DeAndre Hopkins | WR | 17 | 75 | 1,057 | 7 |
| 5. A.J. Brown | WR | 13 | 63 | 869 | 5 |
| 6. Robert Woods | WR | 17 | 53 | 527 | 2 |
| 7. Tyjae Spears | RB | 17 | 52 | 385 | 1 |
| 8. Treyton Burks | WR | 22 | 49 | 665 | 1 |
| 9. Geoff Swaim | TE | 33 | 43 | 268 | 4 |
| 10. Austin Hooper | TE | 17 | 41 | 444 | 2 |

* Also led the team in receiving yards and touchdown catches.

MORE TITANS WIDE RECEIVERS

14 - WR COLTON DOWELL

6-3, 312, Rookie, Tennessee-Martin



- The Titans selected Colton Dowell with the 228th overall pick in the seventh round of the 2023 NFL Draft.
- During six seasons at Tennessee-Martin, Dowell appeared in 47 games with 34 starts and recorded 177 receptions for 2,796 yards and 19 touchdowns. He established a new UT-Martin record for career receiving yardage and also registered 11 career 100-yard receiving performances.
- He earned first-team All-OVC honors in 2020 and 2022 and second-team All-OVC honors in 2019 and 2021.
- As a graduate in 2022, he started all 11 games for the Skyhawks at wide receiver and tallied 67 receptions for 1,036 yards and six touchdowns to lead the team to an OVC Championship. He became the fourth player in program history to eclipse 1,000 receiving yards in a season, averaging 15.5 yards per reception and 94.7 all-purpose yards per game. Within the conference, he finished in the top five in receptions (second), receiving yards (second), receiving yards per game (second) and touchdowns (fourth). Among all FCS players, he ranked ninth in receiving yards per game, 13th in receiving yards and 19th in receptions per game.
- As a senior in 2021, he started six games for the Skyhawks before suffering a season-ending injury. His totals included 22 receptions for 398 yards and two touchdowns.
- He is a native of Lebanon, Tenn.

2023 Game Notes:

- As a rookie in 2023, Dowell appeared in 10 games with one start. He primarily saw action on special teams and totaled three special teams tackles. He added one reception for three yards.
- **Against Cincinnati (10/1)**, made his NFL debut.
- **Against Carolina (11/26)**, led the team with two special teams tackles.
- **Against Seattle (12/24)**, tallied his first NFL reception for a three-yard gain on a pass from Ryan Tannehill.
- **At Houston (12/31)**, registered his first career start. He exited the game late in the second quarter with a knee injury.
- Placed on injured reserve on Jan. 6, 2024.

5 - WR KEARIS JACKSON

5-11, 196, Rookie, Georgia



- Kearis Jackson (first name pronounced "key-AIR-iss") was signed by the Titans as a rookie free agent following the 2023 NFL Draft.
- Jackson appeared in 55 games with 14 starts over five seasons at Georgia (2018-22). His career totals included 78 receptions for 1,107 yards and four touchdowns, and he also returned 35 kickoffs for 805 yards and 42 punts for 338 yards.
- As a graduate in 2022, he played in all 15 games with three starts and finished with 21 receptions for 320 yards. He also returned 18 kickoffs for 391 yards. His efforts helped the Bulldogs to a perfect 15-0 record, an SEC championship and a second consecutive national championship.
- As a senior in 2021, he played in 15 games with two starts, totaling 16 receptions for 194 yards and one touchdown to go along with 22 punt returns for 189 yards (8.6-yard average) and six kickoff returns for 116 yards. He helped the Bulldogs to an FBS championship.
- He is a native of Fort Valley, Ga.

2023 Game Notes:

- As a rookie in 2023, Jackson appeared in two games before finishing the season on injured reserve. He returned six punts for 48 yards (8.0 avg.).
- **At New Orleans (9/10)**, returned four punts for 37 yards (9.3 avg.), including a 14-yard return, in his NFL debut.
- Placed on injured reserve on Sept. 22, 2023.

12 - WR MASON KINSEY

5-10, 198, 1st Year, Berry College

- Mason Kinsey rejoined the Titans during the 2021 offseason after previously signing with the team as a rookie free agent following the 2020 NFL Draft.
- In 2022, he spent the entire season with the Titans on the practice squad. He appeared in two games, totaling one reception for three yards and two punt returns for no yards.
- In 2021, he spent the entire season on the Titans practice squad. He saw action in one contest (Oct. 24 against Kansas City).
- He also spent time in 2020 on the New England Patriots' practice squad.
- A native of Demorest, Ga., he appeared in 43 games (35 starts) over four seasons at Berry College (2016-19). Totaled 203 receptions for 3,343 yards and 50 touchdowns, all of which ranked first in program history. His career receiving yardage and touchdowns set Southern Athletic Association records.
- As a senior (2019), he started all 11 games and caught 65 passes for 1,221 yards and 16 touchdowns. Returned 13 kicks for 375 yards and one touchdown and returned 17 punts for 181 yards. Earned All-SAA first team recognition.




2023 Game Notes:

- In 2023, Kinsey appeared in a career-high six games and totaled one reception for six yards. He finished second on the team in punt returns, totaling 100 yards with a team-best 9.1-yard average on 11 attempts.
- **Against Cincinnati (10/1)**, averaged 12.3 yards on three punt returns, including a career-long 21-yard punt return in the second quarter. It was the team's longest punt return since Robert Woods returned a punt 21 yards against Las Vegas on Sept. 25, 2022.
- **Against Houston (12/17)**, totaled 17 yards on a career-high four punt returns.
- **Against Seattle (12/24)**, recorded a career-long six-yard reception in the first quarter, and he added an 11-yard punt return.

18 - WR KYLE PHILIPS

5-11, 189, 2nd Year, UCLA

- The Titans selected Kyle Philips with the 163rd overall pick in the fifth round of the 2022 NFL Draft.
- As a rookie in 2022, Philips appeared in four games before ending the campaign on injured reserve. He totaled eight receptions for 78 yards and five punt returns for 62 yards (12.4 avg.).
- Started 23 of his 34 games during a four-year career at UCLA, where he totaled 163 receptions for 1,821 yards and 17 touchdowns. He added 25 punt returns for 496 yards (19.8 avg.) with two touchdowns.
- He registered at least one reception in 32 of his 34 college games, including a streak of 29 straight games to end his career.
- At the end of his UCLA career, he ranked fourth on the school's all-time career receptions list. He was the first Bruin to lead the team in receptions in three straight seasons since Craig Bragg from 2001 to 2004.
- As a junior in 2021, he led the Bruins in receptions (59), receiving yards (739) and receiving touchdowns (10). He also led the team in punt returns (nine) and punt return average (22.6).
- As a redshirt freshman in 2019, he posted a career-high 60 receptions for 681 yards and five touchdowns.
- He is a native of San Marcos, Calif.



2023 Game Notes:

- In 2023, Philips caught 15 passes for 181 yards (12.1 avg.) in nine games. He also returned four punts for 23 yards (5.8 avg.) as well as one kickoff for 13 yards.
- Placed on injured reserve on Aug. 31, 2023, and activated on Oct. 7, 2023.
- **At Indianapolis (10/8)**, saw his first action of the season after spending the first four games on injured reserve. He gained 12 yards in the first quarter on his only punt return.
- **Against Atlanta (10/29)**, caught three passes for 24 yards.
- **At Pittsburgh (11/2)**, tied for the team lead with four receptions and led the team with 68 receiving yards. His yardage total established a new career high. In the final minute of the first half, he recorded catches of 24 and 21 yards on consecutive plays to help set up a field goal.
- **At Tampa Bay (11/12)**, led the team in receiving yards for the second consecutive week, catching three passes for 61 yards. He hauled in passes from Will Levis of 29 and 23 yards in the fourth quarter.



TITANS OFFENSIVE LINEMEN

CENTERS

| No. | Name | Ht | Wt | Exp | College |
|-----|---------------|-----|-----|-----|-------------|
| 55 | Brewer, Aaron | 6-1 | 295 | 4 | Texas State |
| 62 | Levin, Corey | 6-4 | 307 | 5 | Chattanooga |

GUARDS

| No. | Name | Ht | Wt | Exp | College |
|-----|----------------------|-----|-----|-----|-----------------|
| 60 | Brunskill, Daniel | 6-5 | 300 | 5 | San Diego State |
| 76 | Rupcich, Andrew | 6-6 | 318 | 1 | Culver-Stockton |
| 77 | Skoronski, Peter | 6-4 | 313 | R | Northwestern |
| 72 | Throckmorton, Calvin | 6-5 | 311 | 3 | Oregon |

TACKLES

| No. | Name | Ht | Wt | Exp | College |
|-----|----------------------------|-----|-----|-----|--------------------|
| 71 | Dillard, Andre | 6-5 | 315 | 5 | Washington State |
| 79 | Duncan, Jaelyn | 6-6 | 306 | R | Maryland |
| 66 | Hubbard, Chris (IR) | 6-4 | 295 | 10 | Alabama-Birmingham |
| 61 | Ojukwu, John | 6-5 | 309 | R | Boise State |
| 78 | Petit-Frere, Nicholas (IR) | 6-5 | 316 | 2 | Ohio State |
| 75 | Radunz, Dillon | 6-6 | 301 | 3 | North Dakota State |

#55 • OL AARON BREWER

6-1, 295, 4th Year, Texas State

[Click for complete bio](#)



Aaron Brewer completed his fourth NFL season in 2023. He was signed by the Titans as an undrafted free agent on May 7, 2020.

During his first four seasons, Brewer participated in 58 games. No Titans offensive lineman logged more games in that period than Brewer. His 40 starts during that period included games at center (19), left guard (18) and right guard (three).

In 2023, Brewer moved to center on a full-time basis and was voted a team captain for the first time in his career. He registered 17 starts for the second consecutive season and helped running back **Derrick Henry** finish as the NFL's runner-up in rushing with 1,167 rushing yards.

In 2022, Brewer played in every game and started every game for the first time in his career. He started 15 contests at left guard and two games at center, and he helped Henry finish second in the NFL with 1,538 rushing yards.

In 2021, he appeared in 12 games with a career-high five starts, including three starts at right guard and two starts at left guard.

As a rookie in 2020, he appeared in 12 games with one start at left guard (Nov. 22 at Baltimore) before landing on reserve/COVID-19 for the postseason.

The Dallas, Texas, native appeared in 48 games with 47 consecutive starts in four seasons at Texas State. During his college career, he started at least five games at every position on the offensive line. He totaled eight starts at left tackle, seven starts at left guard, 15 starts at center, five starts at right guard and 12 starts at right tackle.

As a senior, he started all 12 contests at right tackle and earned All-Sun Belt second-team recognition. He was the highest-graded offensive lineman in the Sun Belt Conference (82.8) by Pro Football Focus, surrendering just three combined sacks and hits in 496 snaps in pass protection.

Brewer's Career Regular Season Games Played/Games Started:


| Year | Team | GP | GS | Starts by Position |
|-------------------|------|-----------|-----------|--------------------------|
| 2020 | Ten | 12 | 1 | LG-1 |
| 2021 | Ten | 12 | 5 | LG-2, RG-3 |
| 2022 | Ten | 17 | 17 | LG-15, C-2 |
| 2023 | Ten | 17 | 17 | C-17 |
| NFL Totals | | 58 | 40 | LG-18, RG-3, C-19 |

Brewer's Career Postseason Games Played/Games Started:

| Year | Team | GP | GS | Starts by Position |
|-----------------------|------|----------|----------|--------------------|
| 2020 | Ten | 0 | 0 | |
| 2021 | Ten | 1 | 0 | |
| Playoff Totals | | 1 | 0 | |

#60 • OL DANIEL BRUNSKILL

6-5, 300, 5th Year/1st with Titans, San Diego State
[Click for complete bio](#)



Daniel Brunskill completed his fifth NFL season and his first campaign with the Titans in 2023. He was signed as an unrestricted free agent on March 20, 2023.

In his first season in Tennessee, Brunskill started 14 games at right guard. He helped running back **Derrick Henry** finish second in the NFL with 1,167 rushing yards.

Brunskill joined the Titans after spending four seasons (2019-22) with the San Francisco 49ers. In San Francisco, he appeared in 61 games and totaled 42 starts, including starts at every offensive line position: one at left tackle, one at left guard, eight at center, 28 at right guard and four at right tackle. During his four years with San Francisco, the 49ers ranked fifth in the NFL in rushing yards (8,772) and third in rushing touchdowns (84).

Brunskill also arrived in Tennessee with nine games of postseason experience, including a Super Bowl appearance during the 2019 season.

In 2022, Brunskill played in 14 contests with one start at left guard and one start at right guard. He contributed to an offense that ranked fifth in the league in total yards and sixth in scoring.

In 2021, he recorded a career-high 17 starts, all at right guard.

In 2017, Brunskill entered the NFL as an undrafted college free agent with the Atlanta Falcons. He spent two years on Atlanta's practice squad before signing with San Francisco in 2019.

The Valley Center, Calif., native played four seasons at San Diego State University (2013-16), where he appeared in 54 games with 32 starts. He switched from tight end to offensive line prior to his senior season and finished his college career with 15 receptions for 143 yards and three touchdowns.

Brunskill's Career Regular Season Games Played/Games Started:

| Year | Team | GP | GS | Starts by Position |
|-------------------|------|-----------|-----------|-------------------------------------|
| 2019 | SF | 14 | 7 | RT-4, RG-2, LT-1 |
| 2020 | SF | 16 | 16 | RG-8, C-8 |
| 2021 | SF | 17 | 17 | RG-17 |
| 2022 | SF | 14 | 2 | RG-1, LG-1 |
| 2023 | Ten | 14 | 14 | RG-14 |
| NFL Totals | | 75 | 56 | RG-42, C-8, RT-4, LG-1, LT-1 |

Brunskill's Career Postseason Games Played/Games Started:

| Year | Team | GP | GS | Starts by Position |
|-----------------------|------|----------|----------|--------------------|
| 2019 | SF | 3 | 0 | |
| 2021 | SF | 3 | 3 | RG-3 |
| 2022 | SF | 3 | 0 | |
| Playoff Totals | | 9 | 3 | RG-3 |

#71 • OL ANDRE DILLARD

6-5, 315, 5th Year/1st with Titans, Washington State
[Click for complete bio](#)



Andre Dillard completed his fifth NFL season and his first campaign with the Titans in 2023. He was signed as an unrestricted free agent on March 20, 2023.

In his first season in Tennessee, Dillard participated in 16 games and logged a career-high 10 starts at left tackle. He helped running back

Derrick Henry finish second in the NFL with 1,167 rushing yards.

Dillard joined the Titans after spending four seasons (2019-22) with the Philadelphia Eagles. In Philadelphia, he played in 43 games with nine starts, including eight starts at left tackle and one start at right tackle.

In 2022, he appeared in 12 games and added three games played during the postseason. He was part of a team that won the NFC and advanced to Super Bowl LVII.

In 2021, the Eagles led the NFL in rushing offense (159.7 yards/game). Dillard recorded 15 games played and five starts.

As a rookie in 2019, Dillard played in every game and notched four starts—three at left tackle and one at right tackle.

The Eagles selected Dillard in the first round (22nd overall) of the 2019 NFL Draft following his career at Washington State, where he earned All-America honors as a senior after allowing one sack in 722 pass-blocking snaps. He played 42 games during his college career, including 39 starts at left tackle to end his college career for the Cougars.

He is a native of Woodinville, Wash.

Dillard's Career Regular Season Games Played/Games Started:

| Year | Team | GP | GS | Starts by Position |
|-------------------|------|-----------|-----------|--------------------|
| 2019 | Phi | 16 | 4 | LT-3, RT-1 |
| 2020 | Phi | 0 | 0 | |
| 2021 | Phi | 15 | 5 | LT-5 |
| 2022 | Phi | 12 | 0 | |
| 2023 | Ten | 16 | 10 | LT-10 |
| NFL Totals | | 59 | 19 | LT-18, RT-1 |

Dillard's Career Postseason Games Played/Games Started:

| Year | Team | GP | GS | Starts by Position |
|-----------------------|------|----------|----------|--------------------|
| 2019 | Phi | 1 | 0 | |
| 2021 | Phi | 1 | 0 | |
| 2022 | Phi | 3 | 0 | |
| Playoff Totals | | 5 | 0 | |

#78 • OL NICHOLAS PETIT-FRERE

6-5, 316, 2nd Year, Ohio State
[Click for complete bio](#)



Nicholas Petit-Frere (pronounced "puh-TEET FRAIR") completed his second NFL season in 2023. He was selected by the Titans with the 69th overall pick in the third round of the 2022 NFL Draft.

In 2023, Petit-Frere was limited to three games and two starts. He started one game at right tackle and one contest at left tackle before he was placed on injured reserve on Nov. 11.

As a rookie, Petit-Frere started 16 games at right tackle. He joined **Michael Roos** (2005), **Chance Warmack** (2013) and **Jack Conklin** (2016) as the only offensive linemen in the franchise's "Titans era" (1999–present) to start at least 16 games as a rookie. Petit-Frere helped running back **Derrick Henry** rush for 1,538 yards, which ranked second in the NFL.

In four seasons at Ohio State, Petit-Frere saw action in 35 career games with 20 starts. He was a member of three consecutive Big Ten Conference championship teams (2018-20) and was a part of two Ohio State teams that qualified for the College Football Playoffs (2019-2020).

As a junior in 2021, he was named first team All-Big Ten by both the coaches and media after starting all 12 games at left tackle, helping Ohio State lead the nation in total offense and scoring offense. He added first-team All-American honors by the Football Writers Association of America and CBS Sports.

As a sophomore in 2020, he received second-team All-Big Ten honors after starting seven games at right tackle for the eighth-ranked rushing attack in the country. He was an Academic All-Big Ten selection.

Petit-Frere is a native of Tampa, Fla.

Petit-Frere's Career Regular Season Games Played/Games Started:

| Year | Team | GP | GS | Starts by Position |
|-------------------|------|-----------|-----------|--------------------|
| 2022 | Ten | 16 | 16 | RT-16 |
| 2023 | Ten | 3 | 2 | RT-1, LT-1 |
| NFL Totals | | 19 | 18 | RT-17, LT-1 |

His grandfather, **Bob Skoronski Sr.**, was a left tackle for the Green Bay Packers, playing nine total seasons with the franchise. He was a permanent offensive captain for the Packers under **Vince Lombardi** and played on five NFL championship teams. In 1976, he was inducted into the Packers Hall of Fame. **Bob Skoronski Jr.**, Peter's father, was an All-Ivy League football player at Yale.

Peter Skoronski attended Maine South High School in Park Ridge, Ill.

Skoronski's 2023/Career Regular Season Games Played/Games Started:

| Year | Team | GP | GS | Starts by Position |
|------|------|----|----|--------------------|
| 2023 | Ten | 14 | 14 | LG-14 |

Skoronski's College Games Played/Games Started:

| Year | Team | GP | GS | Starts by Position |
|-----------------------|--------------|-----------|-----------|--------------------|
| 2020 | Northwestern | 9 | 9 | LT-9 |
| 2021 | Northwestern | 12 | 12 | LT-12 |
| 2022 | Northwestern | 12 | 12 | LT-12 |
| Playoff Totals | | 33 | 33 | LT-33 |

#77 • OL PETER SKORONSKI

6-4, 313, Rookie, Northwestern
[Click for complete bio](#)



Peter Skoronski was selected by the Titans with the 11th overall pick in the first round of the 2023 NFL Draft.

As a rookie in 2023, Skoronski started 14 games at left guard and helped running back **Derrick Henry** finish second in the NFL with 1,167 rushing yards. He was one of nine NFL rookie offensive linemen

in 2023 to register 14 or more starts, and he joined **Nicholas Petit-Frere** (2022), **Jack Conklin** (2016), **Chance Warmack** (2013), **Michael Roos** (2005) and **Jacob Bell** (2004) as the only rookie offensive linemen to record at least 14 starts for the franchise during its "Titans era" (1999–present).

During a three-year career at Northwestern University, Skoronski started all 33 games at left tackle without missing a game. He earned second-team All-Big Ten honors as a freshman and first-team recognition in each of the next two seasons. He became the first offensive lineman in program history to earn two All-Big Ten first-team awards.

While he was a three-year starter at left tackle, he possesses the versatility to move inside to guard.

As a junior in 2022, he was named the Rimington-Pace Big Ten Offensive Lineman of the Year—the first ever by a Northwestern lineman—after starting all 12 games at left tackle. He was the first player in school history to become a unanimous first-team All-American and was named first-team All-Big Ten by coaches and media. He finished as a finalist for the 2022 Outland Trophy, recognizing nation's best college interior lineman on both offense and defense.

When the Titans drafted Skoronski, he became Northwestern's highest draft selection since guard **Chris Hinton** went to Denver with the fourth pick in 1983, and he was the 11th player in program history to be picked in the first round.



MORE TITANS OFFENSIVE LINEMEN

79 - OL JAELYN DUNCAN

6-6, 306, Rookie, Maryland



➤ Jaelyn Duncan was selected by the Tennessee Titans in the sixth round (186th overall) of the 2023 NFL Draft.

➤ As a rookie in 2023, Duncan saw action in 10 games and registered five starts at left tackle.

➤ In five seasons at Maryland (2018-22), Duncan appeared in 42 games with 39 starts. A four-year starter on the offensive line, he won the starting left tackle position one game into his redshirt freshman campaign and went on to earn All-Big Ten honorable mention three times during his career (2020-22).


➤ As a senior in 2022, he played and started in 12 games at left tackle. He blocked for a Maryland passing offense that ranked third in the Big Ten in 2022 by averaging 259.8 yards per game through the air. Following the season, he was named honorable mention All-Big Ten and selected to participate in the Reese's Senior Bowl.

➤ As a junior in 2021, Duncan appeared in all 13 games with 11 starts at left tackle. He was part of an offense that set a program record for most passing yards in a season with 3,960, protecting quarterback Taulia Tagovailoa, who broke program records in passing yards (3,860), passing touchdowns (26), completions (328), completion percentage (69.2%) and 300-yard passing games (seven). Duncan was named honorable mention All-Big Ten.

➤ Duncan is a native of New Carrollton, Md.

66 - OL CHRIS HUBBARD

6-4, 295, 10th Year/1st with Titans, Alabama-Birmingham



➤ Chris Hubbard was signed by the Titans as a free agent on July 28, 2023.

➤ During his first season in Tennessee, Hubbard started nine contests at right tackle before being placed on injured reserve on Nov. 25. It marked the fourth season of his career in which he started at least nine games and his first such season since 2019 as a member of the Cleveland Browns.

➤ During Hubbard's first nine NFL seasons, he played in 85 total games with 49 starts during his time with the Steelers (2013-17) and Cleveland Browns (2018-22). He recorded 41 starts at right tackle, four starts at right guard and four starts as an extra tight end.

➤ In 2022, he played in four games with one start for the Browns.

➤ In 2019, Hubbard started 13 games at right tackle with the Browns.

➤ In 2018, he started a career-high 16 games in his first year in Cleveland. ➤ Hubbard entered the NFL as an undrafted rookie free agent with the Steelers in 2013.

➤ During his college career at Alabama-Birmingham, he appeared in 40 games and notched 29 starts.

➤ A native of Columbus, Ga., Hubbard's uncle is former NFL player Brentson Buckner, currently the defensive line coach for the Jacksonville Jaguars.

➤ He is a native of Columbus, Ga.

2023 RECAP

DRAFT

TEAM NOTES

PLAYER NOTES

STATISTICS

ROSTERS

62 - C/G COREY LEVIN**6-4, 307, 5th year, Chattanooga**

- Corey Levin was claimed by the Titans off waivers from the New York Jets on Sept. 1, 2021, rejoining the team that selected him in the sixth round (217th overall) of the 2017 NFL Draft.
- In 2023, he participated in 16 games as a reserve.
- In 2022, he appeared in all 17 games, including starts at center in the final three games of the season.
- In 2021, he appeared in 12 games as a reserve. After spending the first four games of the season on the practice squad, he was signed to the 53-man roster on Oct. 8.
- He played in 16 games during his previous stint with the Titans (2017-18) before spending time with Denver and Chicago in 2019 and New England in 2020. He signed with the Jets during the 2021 offseason and was there through the 2021 preseason.
- In 2018, he appeared in all 16 games for the Titans with one start (Oct. 21 vs. the Chargers in London).
- As a rookie in 2017, Levin spent the entire season on the 53-man roster but did not see game action. He was inactive 14 times and did not play in two other contests.
- A native of Dacula, Ga., he appeared in 52 career games with 51 starts at Chattanooga, 45 of which were consecutive. He developed versatility over his four-year collegiate career, making starts at left guard, and both tackle spots.



- As a junior in 2019, he started all 16 games at left tackle. In 12 regular season games, he played 682 snaps with 63 knockdowns and zero sacks allowed. NDSU rushed for a school-record 4,601 yards.
- He is a native of Becker, Minn.

76 - OL ANDREW RUPCICH**6-6, 318, 1st Year, Culver-Stockton**

- Andrew Rupcich (last name pronounced "RUPP-sitch") was signed by the Titans as a rookie free agent on May 13, 2022.
- In 2023, he spent the majority of the campaign on the practice squad before finishing the season on the 53-man roster. He appeared in five games and notched two starts at right guard.
- In 2022, he spent all 17 games on the Titans practice squad. He spent most of the 2023 campaign on the practice squad prior to being promoted to the 53-man roster in Week 16.
- During his college career, Rupcich appeared in 48 games, registering 48 consecutive starts at left tackle. He became the first three-time All-American at the same position in the NAIA.
- As a fifth-year senior in 2021, he started all 11 games at left tackle and earned first-team All-American honors from the Associated Press, NAIA, and the American Football Coaches Association.
- He is a native of Wonder Lake, Ill.

**61 - OL JOHN OJUKWU****6-5, 309, Rookie, Boise State**

- John Ojukwu (last name pronounced "oh-JOO-koo") was signed by the Titans as a rookie free agent on May 12, 2023.
- As a rookie in 2023, he spent the beginning of the campaign on the practice squad before being promoted to the 53-man roster in Week 16. He appeared in three games, logging three starts as a jumbo tight end.
- In six seasons at Boise State (2017-22), he played in 56 games with 51 starts. He made 18 starts as a right tackle during his first two seasons and then transitioned to left tackle and started in all 33 games he played in his final three seasons. He ended his career with 43 consecutive starts.
- As a graduate in 2022, he was the only Bronco to start all 14 games on offense. He did not allow a sack and did not commit a false start or a holding penalty. He was a team captain and was named to the All-Mountain West first team.
- As a senior in 2021, he started all 12 games at left tackle and was named to the All-Mountain West first team.
- He is a native of Boise, Idaho.

**72 - OL CALVIN THROCKMORTON****6-5, 311, 3rd Year, Oregon**

- Claimed off waivers from the Carolina Panthers on Nov. 15, 2023.
- During his first season in Tennessee, he appeared in six games as a reserve.
- Prior to joining the Titans, played in 40 total games for the New Orleans Saints (2021-22) and Carolina Panthers (2023).
- Started seven games for the Panthers in 2023: four at right guard and three at left guard.
- Originally signed by Saints as a free agent rookie in 2020. He spent his entire rookie season on New Orleans' practice squad before playing in 31 games with 20 starts from 2021-22.
- Played collegiately at Oregon, where he made 52 consecutive starts for the Ducks at every offensive line position except left guard.
- Native of Bellevue, Wash.

**75 - OL DILLON RADUNZ****6-6, 301, 3rd Year, North Dakota State**

- The Titans selected Dillon Radunz with the 53rd overall pick in the second round of the 2021 NFL Draft.
- In 2023, he returned from a season-ending knee injury during the previous season to record career highs with 16 games played and 11 starts. He logged starts at four different offensive line positions: seven starts at right tackle, two starts at left guard, one start at left tackle and one start at right guard.
- Voted by his teammates as the Ed Block Courage Award winner for the Titans in 2023.
- In 2022, he appeared in 11 games, including four starts. He started two games at left guard and two games at right guard. His season came to an end on Dec. 21 when he was placed on injured reserve.
- As a rookie in 2021, he appeared in 12 games with one start at left tackle.
- A native of Becker, Minn., Radunz declared for the NFL Draft after North Dakota State's lone fall game his senior season, choosing to forego the Bisons' spring football schedule.
- He started 32 collegiate games at NDSU and was a member of four Missouri Valley Football Conference championship teams and three NCAA Division I football national championships.
- In 2020, he made his 32nd consecutive and final start at left tackle for the Bison in the Oct. 3 season opener against Central Arkansas and helped the Bison rush for 276 yards in the 39-28 victory.





TITANS DEFENSIVE LINEMEN

| No. | Name | Ht | Wt | Exp | College |
|-----|-----------------------|-----|-----|-----|-------------------|
| 96 | Autry, Denico | 6-5 | 285 | 10 | Mississippi State |
| 90 | Blacklock, Ross | 6-5 | 307 | 4 | Texas Christian |
| 97 | Bohanna, Quinton | 6-4 | 360 | 3 | Kentucky |
| 91 | Brown, Shakel (IR) | 6-3 | 295 | R | Troy |
| 91 | Coburn, Keondre | 6-2 | 332 | R | Texas |
| 92 | Davidson, Marlon | 6-3 | 303 | 4 | Auburn |
| 94 | Johnson, Jaleel | 6-3 | 316 | 7 | Iowa |
| 69 | McLendon Jr., TK | 6-4 | 275 | R | Eastern Kentucky |
| 95 | Peko, Kyle (IR) | 6-1 | 305 | 5 | Oregon State |
| 98 | Simmons, Jeffery (IR) | 6-4 | 305 | 5 | Mississippi State |

#96 • DL DENICO AUTRY

6-5, 285, 10th Year, Mississippi State

[Click for complete bio](#)



Defensive lineman **Denico Autry** completed his 10th NFL season and his third season with the Titans in 2023. He was signed by the Titans as an unrestricted free agent on March 19, 2021.

During his first three seasons in Tennessee, Autry appeared in 46 games (33 starts) and led the Titans with 28.5 total sacks. His sack total during that time ranked 15th in the NFL and represented the highest total of Autry's career in any three-year period.

In 2023, Autry participated in 17 games for the second time in his career. He led the team in sacks for the second consecutive season, this time with a career-high 11.5 sacks, which tied for 12th in the NFL. The total tied for the 10th-best number for the franchise since individual sacks became an official statistic in 1982 and matched the sixth-best total for the franchise in its "Titans era" (since 1999). Autry also led the defense in 2023 with 58 quarterback pressures and ranked second on the squad with 12 tackles for the loss. He tied for the team lead with two forced fumbles and added 50 tackles and four passes defended.

Autry has been one of the NFL's best in blocking opponent kicks and punts. From 2014 to 2023, he recorded a league-high total of 12 blocks, including four field goals, seven extra points and one punt. He blocked an extra point and a field goal in 2023.

Although injuries limited him to 12 games in 2022 (eight starts), he led the defense with eight sacks and a career-high 45 quarterback pressures. He also tallied 27 tackles, eight tackles for loss, four passes defended, two forced fumbles and a blocked extra point.

In 2021, Autry appeared in all 17 games with 11 starts and finished second on the team with nine sacks. His sack total tied his career high, matching the nine sacks he had in 2018 as a member of the Indianapolis Colts. He added 32 tackles, 44 quarterback pressures, 10 tackles for loss and six passes defended.

After entering the NFL as a rookie free agent with the Oakland Raiders in 2014, Autry played four seasons with the Raiders (2014-17) and then three seasons with the Indianapolis Colts (2018-20). During that time he appeared in 96 games with 56 starts and amassed 200 tackles, 30.5 sacks, 53 quarterback hits, 17 passes defended, three forced fumbles and three fumble recoveries.

In 2020, Autry collected 33 tackles, 7.5 sacks, 10 quarterback pressures and nine tackles for loss in 14 games with the Colts. His 13 starts were the second-highest total of his career (14 in 2019).

In 2018, Autry led the Colts with a career-best nine sacks in his first season in Indianapolis. He also posted career highs with 13 tackles for loss and two forced fumbles.

The Albemarle, N.C., native played in 26 games (23 starts) in two seasons at Mississippi State University, totaling 73 tackles, 16 tackles for loss, six sacks and three forced fumbles. He spent his first two collegiate seasons at East Mississippi Community College where he was an NJCAA All-American and national champion.

2023 Game Notes:

- **At New Orleans (9/10)**, totaled 1.5 sacks, five total tackles and six quarterback pressures. He registered his 14th career game with at least 1.5 sacks and his third career game with at least 1.5 sacks and five tackles. He split a seven-yard sack of Derek Carr with Arden Key in the second quarter and added a seven-yard solo sack later in the second quarter.
- **Against the Los Angeles Chargers (9/17)**, notched five tackles, including a sack, and added two quarterback pressures. He ended the Chargers' first drive with a sack on third down, dropping Justin Herbert for a seven-yard loss. It was the 50th sack of Autry's 10-year NFL career, and it gave him 2.5 sacks in 2023. He became the 33rd NFL player to reach 50 sacks since he entered the NFL in 2014 and the 25th active player to do so.
- **At Cleveland (9/24)**, totaled two tackles, one sack, three quarterback pressures and a forced fumble. In the second quarter, he was credited with a forced fumble and a 16-yard sack of Deshaun Watson. He notched his sixth career forced fumble (second in 2023). It was his third consecutive game with at least one sack, which tied for the second-longest such streak of his career.
- **Against Cincinnati (10/1)**, contributed four tackles, a half sack and two quarterback pressures.
- **At Indianapolis (10/8)**, tied for the team lead with three quarterback pressures and added two tackles.
- **Against Baltimore (10/15)**, blocked an extra point attempt by Justin Tucker in the second quarter to notch his NFL-leading 11th total blocked kick since entering the NFL in 2014, including seven blocks on extra points, three on field goals and one on a punt. His blocked extra point was the team's first blocked kick since Autry blocked an extra point attempt at Green Bay on Nov. 17, 2022. He added four tackles, including a tackle for loss, and two quarterback pressures.
- **Against Atlanta (10/29)**, totaled four tackles, one sack, three quarterback pressures and a team-high two passes defended. In the second quarter, he sacked Desmond Ridder for a 10-yard loss to secure his sixth career season and his fourth consecutive season with at least five sacks.
- **At Pittsburgh (11/2)**, tallied three tackles, one quarterback pressure and one pass defended.
- **At Tampa Bay (11/12)**, registered three tackles, including a sack, and led the team with five quarterback pressures. In the second quarter, he dropped Baker Mayfield for a one-yard loss. He secured his sixth career season and his fifth consecutive season with at least six sacks.
- **At Jacksonville (11/19)**, registered a tackle for loss and tied for the team lead with three quarterback pressures.
- **Against Carolina (11/26)**, led the team with two sacks and seven quarterback pressures and tied for the team lead with three tackles for loss. He registered his 11th career game with at least two sacks, including four such performances since joining the Titans in 2021. He helped stop Carolina's first drive with an eight-yard tackle for loss on third down against running back Miles Sanders. In the third quarter, he helped end a Carolina



drive with a nine-yard sack of Bryce Young on third down. In the fourth quarter, he added an eight-yard sack for his eighth sack of 2023. In doing so, he became the franchise's first player since Jevon Kears (1999 to 2001) to record eight or more sacks in three consecutive seasons.

➤ **Against Indianapolis (12/3)**, totaled four tackles, one sack, five quarterback pressures, one pass defended and one forced fumble. He recorded his fifth career strip-sack (second of 2023) in the second quarter. With the Colts at Tennessee's five-yard line, he knocked the ball out of the hands of Gardner Minshew II, and Elijah Molden recovered for the Titans. He was credited with his seventh career forced fumble and his second forced fumble in 2023. With his ninth sack of 2023, he tied his career high, first set in 2018 and later matched in 2021.

➤ **At Miami (12/11)**, totaled two tackles, four quarterback pressures and a blocked field goal. In the second quarter, he blocked a field goal attempt by Jason Sanders to register his fourth career blocked field goal and his 12th career block on field goals, punts (one) and extra points (seven). His 12 blocks were the most in the NFL since he entered the league in 2014, and the next-closest total was five blocks by Rasheem Green, Henry Anderson, Margus Hunt and Ra'shede Hageman (tied). He became one of two players in 2023 to have two blocked kicks, along with Chicago's Rasheem Green (extra point and field goal).

➤ **Against Houston (12/17)**, registered four tackles, including a team-high two sacks, and tied for the team lead with four quarterback pressures. He produced his 12th career game with two or more sacks, including his fifth-such performance since joining the Titans in 2021. In the fourth quarter, he ended a Houston drive with a nine-yard sack of Case Keenum on third down. In overtime, he ended another drive with a 10-yard sack of Keenum on third down. He recorded his 10th and 11th sacks of the season to set a career high, eclipsing the nine sacks he recorded in 2018 and 2021. In doing so, he joined Jevon Kears (14.5 sacks in 1999; 11.5 in 2000), Kyle Vanden Bosch (12.5 in 2005; 12 in 2007), Jason Babin (12.5 in 2010) and Harold Landry III (12 in 2021) as the only members of the team in its "Titans era" (since 1999) to record at least 11 sacks in a season. Autry also registered the team's 11th double-digit sack season in its "Titans era" (1999–present) and the first since Harold Landry III in 2021 (12).

➤ **Against Seattle (12/24)**, totaled four tackles, a half sack and a team-high five quarterback pressures. He combined with Terrell Edmunds on a sack of Geno Smith for no gain in the first quarter. The sack was on third down to help force a punt. He improved his career-best total to 11.5 sacks in 2023, tied for the sixth-best single-season total by a player in the team's "Titans era," which began in 1999. It also gave him 5.5 sacks over a five-game span.

➤ **At Houston (12/31)**, posted one tackle and one quarterback pressure.

➤ **Against Jacksonville (1/7)**, tallied one tackle and two quarterback pressures.

Autry's Career Regular Season Statistics:

| Year | Team | GP | GS | Tackle | Sack | QBP | TFL | Int | PD | FF | FR |
|---------------|------|------------|-----------|------------|-------------|------------|-----------|----------|-----------|----------|----------|
| 2014 | Oak | 10 | 0 | 13 | 0.0 | 1 | 3 | 0 | 0 | 0 | 0 |
| 2015 | Oak | 14 | 8 | 29 | 3.0 | 7 | 6 | 0 | 4 | 0 | 0 |
| 2017 | Oak | 16 | 3 | 35 | 5.0 | 9 | 9 | 0 | 7 | 0 | 0 |
| 2018 | Ind | 12 | 11 | 37 | 9.0 | 11 | 13 | 0 | 1 | 2 | 1 |
| 2019 | Ind | 14 | 14 | 32 | 3.5 | 11 | 4 | 0 | 4 | 1 | 0 |
| 2020 | Ind | 14 | 13 | 33 | 7.5 | 10 | 9 | 0 | 0 | 0 | 0 |
| 2021 | Ten | 17 | 11 | 32 | 9.0 | 44 | 10 | 0 | 6 | 0 | 0 |
| 2022 | Ten | 12 | 8 | 27 | 8.0 | 45 | 8 | 0 | 4 | 2 | 0 |
| 2023 | Ten | 17 | 14 | 50 | 11.5 | 58 | 12 | 0 | 4 | 2 | 0 |
| Totals | | 142 | 89 | 325 | 59.0 | 200 | 80 | 0 | 33 | 7 | 3 |

Autry's Career Postseason Statistics:

| Year | Team | GP | GS | Tackle | Sack | QBP | TFL | Int | PD | FF | FR |
|---------------|------|----------|----------|----------|------------|----------|----------|----------|----------|----------|----------|
| 2016 | Oak | 1 | 0 | 3 | 0.0 | 0 | 2 | 0 | 1 | 0 | 0 |
| 2018 | Ind | 2 | 2 | 4 | 1.0 | 3 | 2 | 0 | 0 | 0 | 0 |
| 2020 | Ind | 1 | 1 | 4 | 1.5 | 2 | 1 | 0 | 0 | 1 | 0 |
| 2021 | Ten | 1 | 1 | 3 | 1.5 | 2 | 0 | 0 | 1 | 0 | 0 |
| Totals | | 1 | 1 | 3 | 1.5 | 2 | 0 | 0 | 1 | 0 | 0 |

Autry's Regular Season Single-Game Highs:

Tackles - 9 vs. Houston (9/30/18)

Sacks - 3 at Jacksonville (12/2/18)

Forced Fumbles - 2 at Jacksonville (12/2/18)

Fumble Recovery - 1 (Three times, last vs. Miami, 11/25/18)

Pass Defensed - 2 (Four times, last vs. Atlanta, 10/29/23)

Tackles for Loss - 4 vs. Houston (9/30/18)

Autry's Playoff Single-Game Highs:

Tackles - 4 (Three times, last at Buffalo, 1/9/21)

Sacks - 1.5 (Twice, last vs. Cincinnati, 1/22/22)

Forced Fumbles - 1 at Buffalo (1/9/21)

Passes Defensed - 1 (Twice, last vs. Cincinnati, 1/22/22)

Tackles for Loss - 2 (Twice, last at Kansas City, 1/12/19)

FRANCHISE SINGLE-SEASON SACKS

In 2023, **Denico Autry** recorded a career-high 11.5 sacks to tie for 15th place in franchise history for single-season sacks. In the franchise's "Titans era" (1999–present), his 2023 total ranks sixth behind only **Jevon Kears's** 1999 season (14.5), **Kyle Vanden Bosch's** 2005 season (12.5), **Jason Babin's** 2010 season (12.5), Vanden Bosch's 2007 season (12.0) and **Harold Landry III's** 2021 campaign (12.0).

Franchise single-season sack leaders*:

| Player | Season | Sacks |
|-------------------------|-------------|-------------|
| 1. Elvin Bethea | 1973 | 17.0 |
| 2. Jesse Baker | 1979 | 15.5 |
| 3. William Fuller | 1991 | 15.0 |
| 4. Elvin Bethea | 1976 | 14.5 |
| Jevon Kears | 1999 | 14.5 |
| 6. Elvin Bethea | 1971 | 13.0 |
| Ray Childress | 1992 | 13.0 |
| Sean Jones | 1993 | 13.0 |
| 9. Jason Babin | 2010 | 12.5 |
| Sean Jones | 1990 | 12.5 |
| Kyle Vanden Bosch | 2005 | 12.5 |
| 12. Harold Landry III | 2021 | 12.0 |
| Kyle Vanden Bosch | 2007 | 12.0 |
| Mike Tillemann | 1972 | 12.0 |
| 15. Denico Autry | 2023 | 11.5 |
| Jevon Kears | 2000 | 11.5 |
| Curley Culp | 1975 | 11.5 |

* Individual sacks did not become an official NFL statistic until 1982.

MOST SACKS BY VETERAN ACQUISITIONS

Titans defensive lineman **Denico Autry** joined the Titans in 2021 as an unrestricted free agent from the Indianapolis Colts. Since his arrival, his 28.5 sacks lead all Titans defenders.

Since individual sacks became an official NFL statistic in 1982, few players acquired by the organization through veteran free agency, trades or waivers have provided the team more pass-rushing production than Autry has. Among players acquired by the Titans/Oilers in that manner, his 28.5 sacks rank third behind only **Sean Jones** (57.5) and **Kyle Vanden Bosch** (38.5).

Most sacks by a player acquired by the Titans/Oilers as a veteran through free agency, trades or waivers, since 1982:

| Player | Seasons | Acquired via | Sacks |
|------------------------|------------------|--------------------|-------------|
| 1. Sean Jones | 1988-1993 | Trade | 57.5 |
| 2. Kyle Vanden Bosch | 2005-2009 | Free Agency | 38.5 |
| 3. Denico Autry | 2021-2023 | Free Agency | 28.5 |
| 4. Brian Orakpo | 2015-2018 | Free Agency | 26.0 |
| 5. Kevin Carter | 2001-2004 | Trade | 23.5 |
| 6. Wesley Woodyard | 2014-2019 | Free Agency | 20.0 |
| 7. Tony Brown | 2006-2010 | Free Agency | 18.0 |
| 8. Lee Williams | 1991-1993 | Trade | 17.0 |
| 9. Dave Ball | 2008-2012 | Free Agency | 15.5 |
| 10. Eddie Robinson * | 1998-2001 | Free Agency | 14.5 |

* Robinson was an Oilers draft pick in 1992. After leaving the team from 1996 to 1997, he re-signed in 1998 and had 14.5 sacks from 1998 to 2001.

MOST SACKS, AGE 30+

Since Autry celebrated his 30th birthday in July 2020, he has 36 sacks—13 more than the 23 sacks he accumulated through his 20s. He registered 7.5 sacks in 2020, his final season with the Colts, and then produced nine sacks in 2021 during his first season in Tennessee. He led the Titans with eight sacks in 2022 and a career-high 11.5 sacks in 2023.

Since the start of the 2020 campaign, no NFL player has more sacks in his 30s than Autry. **Khalil Mack** of the Los Angeles Chargers is second with 31 sacks.

Most sacks from 2020 to 2023 by players after their 30th birthday:

| Player | Current/Last Team | Age (as of 1/7/24) | Sacks |
|--------------------|----------------------|--------------------|-------|
| 1. Denico Autry | Tennessee Titans | 33 | 36.0 |
| 2. Khalil Mack | Los Angeles Chargers | 32 | 31.0 |
| 3. Cameron Jordan | New Orleans Saints | 34 | 30.5 |
| 4. Cameron Heyward | Pittsburgh Steelers | 34 | 26.5 |
| 5. Aaron Donald | Los Angeles Rams | 32 | 25.5 |
| 6. Justin Houston | Miami Dolphins | 34 | 22.5 |
| 7. Brandon Graham | Philadelphia Eagles | 35 | 22.0 |
| 8. Robert Quinn | Philadelphia Eagles | 33 | 21.5 |
| 9. Demario Davis | New Orleans Saints | 34 | 20.0 |
| 10. Matt Judon | New England Patriots | 31 | 19.5 |
| Leonard Floyd | Buffalo Bills | 31 | 19.5 |

AUTRY LEADS NFL, TEAM IN BLOCKED KICKS

Since entering the NFL in 2014, **Denico Autry** has recorded a total of 12 blocks, getting a hand on seven extra point attempts, four field goals and one punt. Autry leads the NFL in total blocks during that time, and his four blocked field goals rank second.

Most total blocked field goals, extra points and punts, 2014 to 2023:

| Player | FG | Blocked ... | | Total |
|---------------------|----|-------------|------|-------|
| | | PAT | Punt | |
| 1. Denico Autry | 4 | 7 | 1 | 12 |
| 2. Rasheem Green | 3 | 2 | 0 | 5 |
| Henry Anderson | 3 | 1 | 1 | 5 |
| Margus Hunt | 2 | 3 | 0 | 5 |
| Ra'Shede Hageman | 1 | 4 | 0 | 5 |
| Shelby Harris | 5 | 0 | 0 | 5 |
| 7. William Gholston | 2 | 2 | 0 | 4 |
| Vincent Taylor | 3 | 1 | 0 | 4 |
| Cory Littleton | 0 | 0 | 4 | 4 |
| Derek Barnett | 2 | 2 | 0 | 4 |
| Miles Killebrew | 0 | 0 | 4 | 4 |

Autry has blocked at least one kick in each of his first three seasons in Tennessee: a blocked field goal against Miami on Jan. 2, 2022; a blocked extra point at Green Bay on Nov. 17, 2022; a blocked extra point against Baltimore on Oct. 15, 2023; and a blocked field goal at Miami on Dec. 11, 2023.

In the franchise's "Titans era" (1999–present), Autry now has twice as many total blocked kicks for the team than any other player. Seven other players had two.


Most total blocked field goals, extra points and punts by franchise players in the "Titans era" (1999–present):

| Player | Blocked FGs | Blocked PATs | Blocked Punts | Total Blocked Kicks |
|----------------------|-------------|--------------|---------------|---------------------|
| 1. Denico Autry | 2 | 2 | 0 | 4 |
| 2. Dane Cruikshank | 1 | 1 | 0 | 2 |
| Michael Griffin | 1 | 1 | 0 | 2 |
| Donald Mitchell | 0 | 0 | 2 | 2 |
| Antwan Odom | 1 | 1 | 0 | 2 |
| Bernard Pollard | 1 | 1 | 0 | 2 |
| Tim Shaw | 0 | 0 | 2 | 2 |
| Tank Williams | 2 | 0 | 0 | 2 |
| 9. (22 players tied) | | | | 1 |

#98 • DT JEFFERY SIMMONS

6-4, 305, 5th Year, Mississippi State

[Click for complete bio](#)



Defensive lineman **Jeffery Simmons** completed his fifth NFL season in 2023. He was selected by the Titans in the first round (19th overall) of the 2019 NFL Draft.

During his first five seasons, Simmons appeared in 68 games with 66 starts and earned two Pro Bowl berths. The three-time team captain (2021–23) accumulated 240 tackles, 26.5 sacks, 20 passes defended, three forced fumbles and four fumble recoveries. He was third on the defense in sacks during that span behind only **Harold Landry III** (37) and **Denico Autry** (28.5).

In 2023, although he was limited to 12 games and finished the season on injured reserve, he managed to register 5.5 sacks, marking his third consecutive season to reach that number or higher. He added 44 tackles, 38 quarterback pressures, 11 tackles for loss, one forced fumble, one fumble recovery and one pass defended. For the first time in his career, he received the honor of the team's nomination for the Walter Payton NFL Man of the Year award.

In 2022, Simmons appeared in 15 games and anchored a unit that ranked first in the NFL in rushing defense (76.9 opponent rushing yards per game). En route to his second consecutive Pro Bowl appearance, he totaled 53 tackles, 7.5 sacks, 43 quarterback pressures, nine tackles for loss, one forced fumble and a career-high seven passes defended, which tied for the fourth-best mark among all NFL defensive linemen. Simmons and Arizona's **J.J. Watt** were the NFL's only players in 2022 with at least seven sacks and seven passes defended.

Before the start of the 2021 season, Simmons was named a team captain for the first time in his career, and he went on to become one of six players on the roster to start all 17 games. He was named to his first career Pro Bowl and added Associated Press second-team All-Pro honors after setting career highs in several categories, including sacks (8.5), tackles (54), quarterback pressures (58), tackles for loss (12) and passes defended (six). He led the squad in pressures and placed third in sacks. Among all defensive tackles in the NFL, his 8.5 sacks ranked sixth. In the divisional playoffs, he set a franchise postseason record with three sacks.

In 2020, Simmons appeared and started in 15 games. With three defensive fumble recoveries, he tied **Chase Young** for the most in the NFL in 2020 and was the first Titans defender with three fumble recoveries in a season since 2005, when linebacker **Brad Kassell** accomplished the feat. Simmons ranked second on the team with 19 quarterback pressures and added 49 tackles, three sacks, three tackles for loss, five passes defended and one forced fumble. In the franchise's "Titans era" (since 1999), he became the first player to post at least three fumble recoveries, three sacks and five passes defended in the same season. He also had three tackles and a tackle for loss in one playoff contest.

Simmons began his rookie season on the non-football injury list due to a knee injury he suffered during training in February 2019. He missed the first six games of the season before joining the 53-man roster in Week 7.

His rookie totals included 40 tackles, two sacks, two tackles for loss, 14 quarterback pressures and one pass defended in nine games (seven starts). He added four tackles, three quarterback pressures and a fumble recovery in three playoff contests.

During a three-year career as a defensive tackle at Mississippi State, Simmons appeared in 38 contests with 28 starts. He finished his career ranked sixth in school history with 32.5 tackles for loss. He also tied for sixth in MSU annals with five forced fumbles and tied for fourth with three blocked kicks. His totals also included 163 tackles, seven sacks, seven passes defended and two defensive touchdowns.

He was a first-team All-SEC selection as a sophomore and junior and was one of two players in the nation to be named a Bednarik Award Semifinalist in both 2017 and 2018.

As a junior in 2018, Simmons was named second-team All-American after totaling 63 tackles, 17 tackles for loss and two sacks. His 17 tackles for loss led the team, ranked fourth in the SEC and were the third-most in single-season school history.

During his sophomore season (2017), he set a career high with five sacks and added 12 tackles for loss. With three total blocked kicks and punts, he became the first SEC player since 2004 to lead the nation in the category.

Simmons is a native of Macon, Miss.

2023 Game Notes:

- **At New Orleans (9/10)**, totaled five tackles, one sack, two tackles for loss and three quarterback pressures. He recorded his first sack of the season in the second quarter, dropping Derek Carr for a three-yard loss. It was his third consecutive Week 1 game with at least one sack.
- **Against the Los Angeles Chargers (9/17)**, credited with five tackles, including a sack, and also tied for the team lead with four quarterback pressures. In the third quarter, he ended a Chargers drive with a nine-yard sack on third down. It marked the first time in his career he posted at least one sack in Week 1 and Week 2.
- **At Cleveland (9/24)**, led the team with four quarterback pressures and added a pair of tackles.
- **Against Cincinnati (10/1)**, totaled two tackles, including a half sack, and led the team with five quarterback pressures. In the second quarter, he helped end a Bengals drive by combining with Denico Autry for an eight-yard sack of Joe Burrow. He recorded at least a half sack in three of the team's first four games of the season.
- **At Indianapolis (10/8)**, tied for the team lead with three quarterback pressures and added three tackles.
- **Against Baltimore (10/15)**, tallied two tackles and two quarterback pressures.
- **Against Atlanta (10/29)**, tied for the team high with two sacks, led the team with six quarterback pressures, and added six total tackles and one forced fumble. In the first quarter, he dropped Desmond Ridder for a 10-yard sack. In the second quarter, he forced a turnover on his second career strip-sack. He stripped the ball from Ridder, and Azeem Al-Shaair recovered for the Titans, leading to a Titans touchdown on the ensuing drive. Simmons became the 11th Titans/Oilers player to reach 25 career sacks since individual sacks became an official NFL statistic in 1982.
- **At Pittsburgh (11/2)**, posted seven tackles, one quarterback pressure and one tackle for loss. He also entered the game on offense and served as a blocker on Derrick Henry's two-yard touchdown run in the second quarter.
- **At Tampa Bay (11/12)**, tallied four tackles, two quarterback pressures and one pass defended.
- **At Jacksonville (11/19)**, tallied two tackles, a tackle for loss and two quarterback pressures on defense. He also lined up on the offensive side of the ball and scored a touchdown on the first reception of his career—a two-yard touchdown reception on a pass from Will Levis in the fourth quarter. He became the Titans' first primarily-defensive player with a touchdown reception since safety Dane Cruikshank's touchdown catch on a fake punt against the Houston Texans on Sept. 16, 2018. Simmons also became the NFL's first defensive lineman with a touchdown reception since Miami's Christian Wilkins against the New York Jets on Dec. 19, 2021. He also served as a lead back on offense for Derrick Henry's fourth-and-one conversion on a five-yard run in the second quarter. Also in the second quarter, he helped stall a Jaguars drive with a one-yard tackle for loss on Travis Etienne on third-and-one.
- **Against Carolina (11/26)**, accumulated five tackles, one sack, three tackles for loss and one fumble recovery. It was the first game of his career in which he reached all of those numbers, and he became the first NFL player to do so in 2023. The most recent was the New York Giants' Kayvon Thibodeaux at Washington on Dec. 18, 2022. His three tackles for loss tied his career high, matching his output at the Los Angeles Rams on

- Nov. 7, 2021. In the second quarter, he recorded a takeaway, recovering a fumble by Bryce Young to set up a Titans touchdown on the ensuing drive. It was Simmons' fourth career fumble recovery and his first in 2023. In the third quarter, he sacked Bryce Young for a seven-yard loss to secure his third consecutive season with at least five sacks. He also notched five quarterback pressures in the contest.
- **Against Indianapolis (12/3)**, posted two tackles and one quarterback pressure before exiting in the third quarter with an injury.
- **At Miami (12/11)** and **against Houston (12/17)**, he was inactive with a knee injury.
- Placed on injured reserve on Dec. 23, 2023.

Simmons' Career Regular Season Statistics:

| Year | GP | GS | Tackle | Sack | QBP | TFL | Int | PD | FF | FR |
|---------------|-----------|-----------|------------|-------------|------------|-----------|----------|-----------|----------|----------|
| 2019 | 9 | 7 | 40 | 2.0 | 14 | 2 | 0 | 1 | 0 | 0 |
| 2020 | 15 | 15 | 49 | 3.0 | 20 | 3 | 0 | 5 | 1 | 3 |
| 2021 | 17 | 17 | 54 | 8.5 | 58 | 12 | 0 | 6 | 0 | 0 |
| 2022 | 15 | 15 | 53 | 7.5 | 43 | 9 | 0 | 7 | 1 | 0 |
| 2023 | 12 | 12 | 44 | 5.5 | 38 | 11 | 0 | 1 | 1 | 1 |
| Totals | 68 | 66 | 240 | 26.5 | 173 | 37 | 0 | 20 | 3 | 4 |

Simmons' Career Postseason Statistics:

| Year | GP | GS | Tackle | Sack | QBP | TFL | Int | PD | FF | FR |
|---------------|----------|----------|-----------|------------|----------|----------|----------|----------|----------|----------|
| 2019 | 3 | 0 | 4 | 0.0 | 3 | 0 | 0 | 0 | 0 | 1 |
| 2020 | 1 | 1 | 3 | 0.0 | 0 | 1 | 0 | 0 | 0 | 0 |
| 2021 | 1 | 1 | 8 | 3.0 | 3 | 3 | 0 | 0 | 0 | 0 |
| Totals | 5 | 2 | 15 | 3.0 | 6 | 4 | 0 | 0 | 0 | 1 |

Simmons' Regular Season Single-Game Highs:

- Tackles** - 7 vs. Cleveland (12/6/20)
- Sacks** - 3 at Los Angeles Rams (11/7/21)
- Forced Fumbles** - 1 (Twice, last vs. N.Y. Giants, 9/11/22)
- Fumble Recoveries** - 1 (Four times, last vs. Carolina, 11/26/23)

Simmons' Playoff Single-Game Highs:

- Tackles** - 8 vs. Cincinnati (1/22/22)
- Sacks** - 3 vs. Cincinnati (1/22/22)
- Forced Fumbles** - 1 (Twice, last vs. N.Y. Giants, 9/11/22)
- Fumble Recoveries** - 1 at Baltimore (1/11/20)

2019-23 TACKLES, SACKS & PASSES DEFENSED

From the time **Jeffery Simmons** entered the NFL as a first-round pick in 2019 through the end of the 2023 campaign, he was one of only four NFL players with at least 200 total tackles, 25 sacks and 20 passes defended. The rest of the group included **T.J. Watt**, **Cameron Heyward** and **Kyle Van Noy**. Simmons and Heyward were the only interior defensive linemen in the league to accomplish the feat.

NFL players with a minimum of 200 tackles, 25 sacks and 20 passes defended from 2019 to 2023:

| Player | Team | Total Tackles | Sacks | Passes Defended |
|------------------------|------------------|---------------|-------------|-----------------|
| T.J. Watt | Pittsburgh | 279 | 76.5 | 35 |
| Cameron Heyward | Pittsburgh | 333 | 35.5 | 23 |
| Kyle Van Noy | NE/Mia/LAC/Bal | 267 | 31.5 | 26 |
| Jeffery Simmons | Tennessee | 233 | 26.5 | 20 |

SACKS BY DEFENSIVE TACKLES SINCE 2020

Since the beginning of **Jeffery Simmons'** second NFL season in 2020, his totals include 24.5 sacks. In that time, he ranks seventh in the NFL in sacks among defensive tackles (or nose tackles).

Most sacks by defensive tackles (or nose tackles) from 2020 to 2023:

| Defensive Tackle | Sacks |
|---------------------------|-------------|
| 1. Chris Jones | 42.5 |
| 2. Aaron Donald | 39.0 |
| 3. DeForest Buckner | 32.5 |
| 4. Quinnen Williams | 30.5 |
| 5. Javon Hargrave | 30.0 |
| 6. Cameron Heyward | 26.5 |
| 7. Jeffery Simmons | 24.5 |
| 8. Jonathan Allen | 24.0 |
| 9. Daron Payne | 23.0 |
| 10. Fletcher Cox | 22.0 |



MORE TITANS DEFENSIVE LINEMEN

90 - DT ROSS BLACKLOCK

6-5, 307, 4th Year, Texas Christian

- Signed to practice squad on Nov. 15, 2023 and promoted to the 53-man roster on Dec. 30, 2023.
- Arrived in Tennessee with 41 games of experience, including three starts. He played games for the Houston Texans (2020-21), Minnesota Vikings (2022) and Jacksonville Jaguars (2023). His career totals prior to joining the Titans included 38 tackles, three sacks and one forced fumble.
- Appeared in one game for the Jaguars in 2023, after appearing in 11 games for the Vikings in 2022 and registering one sack.
- Initially drafted by the Texans in the second round (40th overall) of the 2020 NFL Draft. Played in 29 games for as a Texans with three starts, totaling 36 tackles, two sacks and three tackles for loss.
- Played collegiately at Texas Christian University, where he played in 26 total games and finished his college career with 67 total tackles, 15.5 tackles for loss and 5.5 sacks.
- Native of Missouri City, Texas.

2023 Game Notes:

- After playing one game with the Jacksonville Jaguars, Blacklock joined the Titans and appeared in three games with the team. He recorded two tackles.
- **Against Carolina (11/26)**, made his Titans debut and posted one tackle.



97 - DL QUINTON BOHANNA

6-4, 360, 3rd Year, Kentucky

- Signed to the Titans active roster from the Lions' practice squad on Dec. 13, 2023.
- Played in three games with two starts with the Lions in 2023, recording six tackles, including two tackles for loss.
- Spent his first two seasons with the Cowboys (2021-22), playing 27 games with one start (2021). Tallied 29 tackles and one tackle for loss with Dallas.
- Originally drafted by the Cowboys in the sixth round (192nd overall) of the 2021 NFL Draft.
- Played in 45 games with 31 starts at the University of Kentucky (2017-20), where he totaled 57 tackles, nine tackles for loss, two sacks, one forced fumble and one pass defended. Earned second team All-SEC honors as a senior.
- Native of Memphis, Tenn.



2023 Game Notes:

- After spending the majority of the season with the Detroit Lions, Bohanna appeared in three games for the Titans with one start, totaling four tackles.
- **Against Houston (12/17)**, started in his first game with the Titans and totaled two tackles.

91 - DL KEONDRE COBURN

6-2, 332, Rookie, Texas

- Signed to the Titans active roster from the Chiefs' practice squad on Dec. 13, 2023.
- Originally drafted by the Chiefs in the sixth round (193rd overall) of the 2023 NFL Draft.
- Saw action as a reserve in one game with the Chiefs and recorded a tackle for loss.
- Played in 51 career games with 45 starts at the University of Texas and was named second-team All-Big 12 by the league's coaches and the Associated Press in 2022.
- Native of Houston, Texas.




2023 Game Notes:

- In 2023, Coburn participated in four games for the Titans after appearing in one contest with the Kansas City Chiefs. He registered seven tackles for the Titans defense.
- **Against Houston (12/17)**, registered one tackle and one quarterback pressure in his Titans debut.
- **At Houston (12/31)**, tallied a career-high four tackles and one quarterback pressure.

92 - DT MARLON DAVIDSON

6-3, 303, 4th NFL Season, Auburn

- Signed as a free agent on October 25, 2023 and was on the practice squad before being elevated to the 53-man roster on Dec. 22, 2023.
- Prior to joining the Titans, Davidson played in 19 games with the Falcons and totaled 29 tackles, one sack, one tackle for loss, two passes defended and one fumble recovery.
- Also spent time with San Francisco in 2023 during the offseason and during the regular season as a member of the practice squad.
- Originally drafted by the Falcons in the second-round (47th overall) of the 2020 NFL Draft.
- Played collegiately at Auburn (2016-2019), where he started 51 games and earned second-team All-America honors in his final campaign. He tallied 175 tackles, 29.5 tackles for loss, 17 sacks, nine passes defended, four forced fumbles, four fumbles recovered and three blocked kicks as a Tiger.
- Native of Greenville, Ala.




2023 Game Notes:

- In his first season with the Titans, Davidson appeared in five games with three starts. He totaled 10 tackles, one sack, four quarterback pressures and two tackles for loss.
- **Against Seattle (12/24)**, registered his first start in a Titans uniform. He posted two tackles, including a tackle for loss, as well as three quarterback pressures.

94 - DT JALEEL JOHNSON

6-3, 316, 7th Year, Iowa

- Jaleel Johnson was re-signed to the practice squad on Sept. 20, 2023 after initially spending time with the Titans during the 2023 offseason and training camp. He was promoted to the 53-man roster on Oct. 28, 2023.
- Prior to 2023, he spent a total of six NFL seasons with the Minnesota Vikings (2017-20), Houston Texans (2021-22) and Atlanta Falcons (2022). In 74 career games during that time, he logged 21 starts, 125 tackles, 6.5 sacks, 11 tackles for loss, one forced fumble and two fumble recoveries.
- In 2022, he split the season between Atlanta (six games) and Houston (three games, one start). He totaled 15 tackles, one sack and one fumble recovery.
- In 2020, Johnson started all 16 games for the Vikings and totaled 44 tackles, 1.5 sacks and three tackles for loss.
- The Brooklyn, N.Y., native entered the NFL as a fourth-round selection by the Vikings in the 2017 NFL Draft from the University of Iowa, where he earned first-team All-Big 10 honors as a senior. During his Hawkeye career, he tallied 112 tackles and 13 sacks in 47 games.



2023 Game Notes:

- In his first season in Tennessee, Johnson participated in 12 games and registered four starts. His totals included 24 tackles, one sack, two quarterback pressures and one forced fumble.
- **At Miami (12/11)**, forced a turnover in the first quarter to help prevent a Dolphins score, stripping the ball from quarterback Tua Tagovailoa. The ball was recovered by teammate T.K. McLendon at Tennessee's seven-yard line. Johnson was credited with his second career forced fumble (first of 2023) and increased his career total to 7.5 sacks (first of 2023). He totaled two tackles in the contest.

69 - DE TK McLENDON JR.**6-4, 275, Rookie, Eastern Kentucky**

- TK McLendon Jr. was signed by the Titans as a rookie free agent on May 12, 2023.
- In two seasons at Eastern Kentucky (2021-22), he appeared in 21 games with 15 starts. He transferred to Eastern Kentucky from Louisiana State after the 2020 season and switched positions from tight end to defensive end.
- As a graduate in 2022, started all 12 games for Eastern Kentucky and led the team with 11.5 tackles for loss and six sacks. He added 58 tackles, two pass breakups, one forced fumble and one fumble recovery. He was an All-ASUN selection.
- He appeared in three games over two seasons at Louisiana State (2019-20).
- Prior to attending Louisiana State, he was a tight end at Copiah-Lincoln Community College (2017-18), where he appeared in 18 games over two years and recorded eight receptions for 106 yards and two touchdowns.
- He is a native of Soperton, Ga.

**2023 Game Notes:**

- As a rookie in 2023, McLendon began the campaign on the practice squad before being promoted to the 53-man roster. He appeared in seven game with two starts and totaled eight tackles, two quarterback pressures and one fumble recovery.
- **At Tampa Bay (11/12)**, registered two tackles in his NFL debut.
- **Against Carolina (11/26)**, registered his first career start and recorded one tackle.
- **At Miami (12/11)**, recorded his first career takeaway, recovering a fumble by Tua Tagovailoa at Tennessee's seven-yard line in the first quarter.

95 - DT KYLE PEKO**6-1, 305, 5th Year, Oregon State**


- Kyle Peko (last name pronounced "PECK-oh") rejoined the Titans as a free agent on August 14, 2023.
- Prior to rejoining the Titans in 2023, Peko appeared in 29 career NFL games with three starts, totaling two sacks, 34 tackles and one forced fumble.
- Most recently, he played in eight games for the Raiders in 2022 after spending time with the Denver Broncos (2016-18, 2019-20), Buffalo Bills (2018-19), Indianapolis Colts (2019) and Titans (2021).
- In 2022, he notched 11 tackles in eight games for the Raiders.
- In 2021, Peko appeared in eight games for the Titans, making three starts. He finished the year with 10 tackles and two sacks. He also recorded a half sack in the Titans' postseason game.
- He initially signed with Denver as an undrafted free agent in 2016.
- In one season at Oregon State, Peko started 12 games and was named Pac-12 All-Conference Honorable Mention. In that season, he was the top tackler among defensive linemen (45), recorded 4.5 tackles for loss, and blocked two kicks.
- A native of La Habra, Calif., he is the cousin of NFL players Domata Peko (Bengals, 2006-20) and Siitupe Peko (Colts, 2001-06).

**2023 Game Notes:**

- In 2023, Peko logged 13 games played with 10 starts. His totals included 22 tackles, five quarterback pressures, two tackles for loss and one pass defensed.
- **At Tampa Bay (11/12)**, tied a career high with four tackles.
- **At Miami (12/11)**, registered two tackles and two quarterback pressures prior to leaving the game in the third quarter with a calf injury.
- Placed on injured reserve on Dec. 13, 2023.

**TITANS
INSIDE LINEBACKERS**

| No. | Name | Ht | Wt | Exp | College |
|-----|-----------------------|-----|-----|-----|------------------|
| 2 | Al-Shaair, Azeez | 6-2 | 228 | 5 | Florida Atlantic |
| 45 | Campbell, Chance (IR) | 6-2 | 232 | 2 | Mississippi |
| 47 | Domann, JoJo | 6-1 | 230 | 2 | Nebraska |
| 50 | Gibbens, Jack (IR) | 6-3 | 242 | 1 | Minnesota |
| 57 | Gifford, Luke (IR) | 6-3 | 243 | 5 | Nebraska |
| 52 | Jones, Joe (IR) | 6-0 | 240 | 7 | Northwestern |
| 41 | Reese IV, Otis | 6-3 | 214 | R | Mississippi |
| 54 | Wallow, Garret | 6-2 | 230 | 3 | Texas Christian |

#2 • LB AZEEZ AL-SHAIR**6-2, 228, 5th Year/1st with Titans, Florida Atlantic**
[Click for complete bio](#)

Linebacker **Azeez Al-Shaair** (name pronounced "uh-ZEEZ al-SHY-er") completed his fifth NFL season and his first campaign with the Titans in 2023. He was signed as an unrestricted free agent on March 20, 2023.

During his first year in Tennessee, Al-Shaair was voted a team captain and finished the season with starts in all 17 games, setting a career high. He led the defense with a career-high 163 tackles, which ranked fifth in the NFL in 2023. Since 1991, Al-Shaair's 163 tackles were the most by any Titans/Oilers players using NFL GSIS/press box statistics, eclipsing **Stephen Tulloch's** 160 in 2010. He also contributed two sacks to match his career high and added 11 quarterback pressures, nine tackles for loss, four passes defensed and one fumble recovery.

Prior to joining the Titans, Al-Shaair played 56 games with 31 starts in four seasons (2019-22) with the San Francisco 49ers. He totaled 199 tackles, two sacks, 11 tackles for loss, two interceptions, seven passes defensed, two forced fumbles and three fumble recoveries.

In 2022, he appeared in 12 games with nine starts. San Francisco boasted the league's top-ranked defense, allowing only 300.6 yards and 16.2 points per game, both of which led the NFL.

In 2021, he set career marks with 13 starts, 103 tackles, two fumble recoveries and two sacks. He matched career highs with one interception and one forced fumble.

The Tampa, Fla., native entered the NFL in 2019 as undrafted college free agent from Florida Atlantic. During college, he was a four-year starter and recorded 397 tackles, 32.5 tackles for loss, 7.5 sacks, two forced fumbles and one interception. He earned all-conference honors following his junior season.

2023 Game Notes:

- **At New Orleans (9/10)**, started and was credited with six tackles in his Titans debut.
- **Against the Los Angeles Chargers (9/17)**, tied for second place on the defense with eight tackles.
- **At Cleveland (9/24)**, tied for third on the defense with nine total tackles, including a sack and two tackles for loss. In the first quarter, he recorded his first sack of the season, dropping Deshaun Watson for a two-yard loss. It was his third career sack.
- **Against Cincinnati (10/1)**, finished second on the defense with nine tackles, including a tackle for loss. He added a team-high two passes defensed and two quarterback pressures.
- **At Indianapolis (10/8)**, led the defense and tied his career high with 15 tackles. The only previous time he reached the 15-tackle mark was as a member of the San Francisco 49ers at Seattle on Dec. 5, 2021. He became the first Titans defender to record 15 tackles in a game (press box tally) since Jayon Brown registered 15 total stops against the Jacksonville Jaguars on Nov. 24, 2019.
- **Against Baltimore (10/15)**, led the defense and tied his career high with 15 tackles for the second consecutive week. He became the first Titans defender to record 15 tackles in back-to-back games (press box

tackle statistics) since at least the beginning of the 2000 season, and he became the NFL's first player in 2023 to accomplish the feat. He added a quarterback pressure against the Ravens.

- **Against Atlanta (10/29)**, led the defense with 11 tackles and added a fumble recovery and a quarterback pressure. He recorded a takeaway in the second quarter, pouncing on the ball after a Desmond Ridder fumble. It was his first fumble recovery of 2023 and his fourth career fumble recovery. The turnover led to a Titans touchdown on the ensuing drive.
- **At Pittsburgh (11/2)**, led the team in tackles for the fourth consecutive week. He totaled 10 tackles and added a pass defensed.
- **At Tampa Bay (11/12)**, ranked third on the defense with six tackles.
- **At Jacksonville (11/19)**, totaled five tackles.
- **Against Carolina (11/26)**, tied for second on the defense with eight tackles to reach the 100-tackle mark on the season (102) for the second time in his career (102 tackles in 2021).
- **Against Indianapolis (12/3)**, finished second on the team with 12 tackles and tied for the team lead with one sack. He increased his season total to 114 tackles to establish a new career high, eclipsing the 102 tackles he had as a member of the San Francisco 49ers in 2021. He was credited with a sack of Gardner Minshew II when he dropped the quarterback for no gain in the second quarter. He notched his second sack of the season to tie his career high and improve his career total to four sacks.
- **At Miami (12/11)**, led the team with 10 tackles and added a quarterback pressure. It was his fifth game of the season in which he led the team in tackles, and he logged his sixth double-digit tackle performance of the season.
- **Against Houston (12/17)**, led the team with 13 tackles, and his two tackles for loss tied for the team lead. He added a quarterback pressure. It was his sixth game of the season in which he led the team in tackles and his seventh double-digit tackle performance of the season.
- **Against Seattle (12/24)**, led the team with eight tackles and tied for the team lead with two tackles for loss. It was the seventh game of the season in which he led the team in tackles. He added a quarterback pressure.
- **At Houston (12/31)**, ranked third on the defense with eight tackles. He secured the team's first 150-tackle campaign since linebacker Wesley Woodyard was credited with 172 tackles in 2017.
- **Against Jacksonville (1/7)**, led the team with 10 tackles, including a tackle for loss. It was his eighth game of the season in which he led the team in tackles as well as his eighth performance in which he tallied at least 10 tackles.

Al-Shaair's Career Regular Season Statistics:

| Year | Team | GP | GS | Tackle | Sack | QBP | TFL | Int | PD | FF | FR |
|---------------|------|-----------|-----------|------------|------------|-----------|-----------|----------|-----------|----------|----------|
| 2019 | SF | 15 | 4 | 11 | 0.0 | 0 | 0 | 0 | 0 | 0 | 0 |
| 2020 | SF | 16 | 5 | 34 | 0.0 | 1 | 1 | 1 | 2 | 1 | 0 |
| 2021 | SF | 13 | 13 | 102 | 2.0 | 5 | 9 | 1 | 5 | 1 | 2 |
| 2022 | SF | 12 | 9 | 44 | 0.0 | 3 | 1 | 0 | 0 | 0 | 1 |
| 2023 | Ten | 17 | 17 | 163 | 2.0 | 11 | 9 | 0 | 4 | 0 | 1 |
| Totals | | 73 | 48 | 354 | 4.0 | 20 | 20 | 2 | 11 | 2 | 4 |

Al-Shaair's Career Postseason Statistics:

| Year | Team | GP | GS | Tackle | Sack | QBP | TFL | Int | PD | FF | FR |
|---------------|------|----------|----------|-----------|------------|----------|----------|----------|----------|----------|----------|
| 2021 | SF | 3 | 1 | 13 | 0.0 | 2 | 0 | 0 | 0 | 0 | 0 |
| 2022 | SF | 3 | 3 | 12 | 0.0 | 0 | 0 | 0 | 0 | 0 | 0 |
| Totals | | 6 | 4 | 25 | 0.0 | 2 | 0 | 0 | 0 | 0 | 0 |

Al-Shaair's Regular Season Single-Game Highs:

- Tackles** - 15 (Three times, last vs. Baltimore, 10/15/23)
- Sacks** - 1 (Four times, last vs. Indianapolis, 12/3/23)
- Tackle For Loss** - 3 at Cincinnati (12/12/21)
- Interceptions** - 1 (Twice, last vs. Minnesota, 11/28/21)
- Passes Defensed** - 2 (Twice, last vs. Cincinnati, 10/1/23)
- Forced Fumbles** - 1 (Twice, last at Seattle, 12/5/21)
- Fumble Recoveries** - 1 (Four times, last vs. Atlanta, 10/29/23)

Al-Shaair's Playoff Single-Game Highs:

- Tackles** - 7 vs. Dallas (1/22/23)

2023 NFL TACKLE LEADERS

Linebacker **Azeez Al-Shaair** established a career high with 163 total tackles during his first season with the Titans. His total ranked fifth in the NFL behind Seattle's **Bobby Wagner** (183), Indianapolis' **Zaire Franklin** (179), Denver's **Alex Singleton** (175) and Jacksonville's **Foye Oluokun** (173).

Most total tackles in 2023:

| Player | Team | Total | Solo | Asst |
|---------------------------|-------------------------|------------|-----------|-----------|
| 1. Bobby Wagner | Seattle Seahawks | 183 | 96 | 87 |
| 2. Zaire Franklin | Indianapolis Colts | 179 | 107 | 72 |
| 3. Alex Singleton | Denver Broncos | 175 | 105 | 70 |
| 4. Foye Oluokun | Jacksonville Jaguars | 173 | 111 | 62 |
| 5. Azeez Al-Shaair | Tennessee Titans | 163 | 84 | 79 |
| 6. Roquan Smith | Baltimore Ravens | 158 | 84 | 74 |
| 7. T.J. Edwards | Chicago Bears | 153 | 90 | 63 |
| 8. C.J. Mosley | New York Jets | 152 | 81 | 71 |
| 9. Bobby Okereke | New York Giants | 149 | 92 | 57 |
| 10. Robert Spillane | Las Vegas Raiders | 148 | 82 | 66 |

TEAM SINGLE-SEASON LEADERS, 1991-2023

Using press box and NFL GSIS tackle statistics dating back to 1991, **Azeez Al-Shaair's** 163 tackles in 2023 were the most by a Titans/Oilers defender in a season, surpassing **Stephen Tulloch's** 160 tackles in 2010.

Tackle statistics compiled by Titans coaches were published in the team's record books for many of those seasons and differed from press box/GSIS totals.

Most total tackles in a season for the Titans/Oilers, 1991-2023*:

| Player | Season | Pos | Games | Total | Solo | Asst |
|---------------------------|-------------|-----------|-----------|------------|-----------|-----------|
| 1. Azeez Al-Shaair | 2023 | LB | 17 | 163 | 84 | 79 |
| 2. Stephen Tulloch | 2010 | LB | 16 | 160 | 111 | 49 |
| 3. Keith Bulluck | 2004 | LB | 16 | 152 | 100 | 52 |
| 4. Al Smith | 1991 | LB | 16 | 146 | 101 | 45 |
| 5. Keith Bulluck | 2006 | LB | 16 | 144 | 100 | 44 |
| 6. Keith Bulluck | 2005 | LB | 16 | 138 | 102 | 36 |
| 7. Keith Bulluck | 2003 | LB | 16 | 137 | 106 | 31 |
| 8. Al Smith | 1994 | LB | 16 | 132 | 88 | 44 |
| 9. Keith Bulluck | 2002 | LB | 16 | 127 | 101 | 26 |
| 10. Al Smith | 1992 | LB | 16 | 122 | 70 | 52 |
| David Thornton | 2007 | LB | 16 | 122 | 93 | 29 |

* Tackle numbers are from NFL GSIS/press box statistics, which differ from coaches' totals published some seasons.



#50 • LB JACK GIBBENS**6-3, 242, 2nd Year, Minnesota**[Click for complete bio](#)

Linebacker **Jack Gibbens** completed his second NFL season in 2023. He was originally signed by the Titans as a rookie free agent on May 13, 2022.

As a second-year player, he won a starting job at inside linebacker during training camp. He appeared in 14 games with 13 starts before finishing the campaign on injured reserve. His totals included 92 tackles, which ranked second on the team, in addition to one sack, seven quarterback pressures, three tackles for loss and three passes defended. He also contributed three stops on special teams.

As a rookie in 2022, he rejoined the Titans on the practice squad after one game (Sept. 12) after being waived in the final roster cutdown. He then appeared in five games with two starts during the season and totaled 27 tackles, one interception and one special teams tackle.

Prior to reaching the NFL, he appeared in 13 games with 13 starts in one season at Minnesota (2021), totaling 92 tackles, 4.5 tackles for loss, three passes defended and one forced fumble.

The Bulverde, Texas, native transferred to Minnesota after playing four seasons at Abilene Christian (2017-20) where he saw action in 39 games and recorded 257 tackles, 22 tackles for loss, seven sacks, five interceptions, 11 passes defended, one forced fumble, three fumble recoveries and one blocked kick.

2023 Game Notes:

- **At New Orleans (9/10)**, started and ranked third on the defense with seven tackles, including a tackle for loss.
- **At Cleveland (9/24)**, started and posted seven tackles, two quarterback pressures and one special teams tackle.
- **Against Cincinnati (10/1)**, led the team and tied his career high with 10 tackles. He added a pass defended.
- **At Indianapolis (10/8)**, finished second on the team and matched his career high with 10 tackles.
- **Against Baltimore (10/15)**, registered nine tackles and a quarterback pressure.
- **Against Atlanta (10/29)**, totaled five tackles, including a sack. In the second quarter, he registered his first career sack, dropping Desmond Ridder for a nine-yard loss.
- **At Pittsburgh (11/2)**, posted six tackles.
- **Against Indianapolis (12/3)**, led the team with a career-high 13 tackles and added a pass defended and a quarterback pressure.
- **Against Houston (12/17)**, tied for second on the team with eight tackles, including a tackle for loss.
- Placed on injured reserve on Dec. 23, 2023.

**Gibbens' Career Regular Season Statistics:**

| Year | GP | GS | Tackle | Sack | QBP | TFL | Int | PD | FF | FR |
|---------------|-----------|-----------|------------|------------|----------|----------|----------|----------|----------|----------|
| 2022 | 5 | 2 | 27 | 0.0 | 0 | 0 | 1 | 1 | 0 | 0 |
| 2023 | 14 | 13 | 92 | 1.0 | 7 | 3 | 0 | 3 | 0 | 0 |
| Totals | 19 | 15 | 119 | 1.0 | 7 | 3 | 1 | 4 | 0 | 0 |

Gibbens' Regular Season Single-Game Highs:**Tackles** - 13 vs. Indianapolis (12/3/23)**Sacks** - 1 vs. Atlanta (10/29/23)**Interceptions** - 1 vs. Houston (12/24/22)**Passes Defensed** - 1 (Four times, last vs. Indianapolis 12/3/23)**MORE TITANS INSIDE LINEBACKERS****45 - LB CHANCE CAMPBELL****6-2, 232, 2nd Year, Mississippi**

➤ The Titans selected Chance Campbell in the sixth round (219th overall) of the 2022 NFL Draft.

➤ In 2022, he spent his entire rookie season on injured reserve.

➤ In one season at Mississippi (2021), Campbell started all 13 games and led the team with 109 tackles. He added six sacks, 11 quarterback pressures, 12.5 tackles for loss, two passes defended, three forced fumbles and led the SEC with three fumble recoveries while with the Rebels.

➤ A native of Ellicott City, Md., he transferred to Mississippi following three seasons (2018-20) at the University of Maryland, where he amassed 107 tackles, 1.5 sacks, 10 tackles for loss, one interception, four passes defended, one forced fumble and one fumble recovery in 25 games.

➤ As a junior in 2020, he saw action in five games and made four starts for the Terrapins, leading the squad with 43 tackles. He earned All-Big Ten honorable mention.

**2023 Game Notes:**

- In 2023, Campbell recorded two tackles on defense and one stop on special teams in four games. He finished the season on injured reserve.
- **At Cleveland (9/24)**, made his NFL debut. He totaled two tackles on defense and one tackle on special teams.
- Placed on injured reserve on Nov. 15, 2023.

47 - LB JOJO DOMANN**6-1, 230, 2nd Year/1st with Titans, Nebraska**

➤ Signed to the Titans practice squad on Dec. 6, 2023 and promoted to the 53-man roster on Dec. 23, 2023.


➤ Spent his rookie season in 2022 with the Colts, playing exclusively on special teams. Recorded seven tackles on kickoff coverage and one tackle on punt coverage.

➤ Scored a touchdown after returning a blocked punt against the Minnesota Vikings in Week 15.

➤ Originally signed with the Colts as a rookie free agent following the 2022 NFL Draft.

➤ Played in 51 games at Nebraska. He tallied 209 tackles, 25.5 tackles for loss, 5.5 sacks, two interceptions, 18 passes defended, nine forced fumbles and two fumble recoveries.

➤ A native of Colorado Springs, Colo., he was ranked the No. 1 overall prospect in Colorado by 247 Sports in 2015.

**2023 Game Notes:**

- In 2023, Domann joined the Titans 12 games into the campaign. He played in each of the final five contests and was credited with three special teams tackles.

57 - LB LUKE GIFFORD**6-3, 243, 5th Year/1st with Titans, Nebraska**

- Luke Gifford was signed by the Titans as an unrestricted free agent on March 20, 2023.
- Gifford joined the Titans after playing four years (2019-22) with the Dallas Cowboys as a standout special teams player. He totaled 40 tackles on defense and 30 special teams stops in 46 games.
- In 2022, he led the Cowboys with 12 special teams tackles and forced a fumble.
- In both 2021 and 2020, he was second on the team in special teams tackles with a combined 12 stops and a blocked punt.
- He played four seasons at Nebraska (2015-18), appearing in 29 games with 19 starts and totaling 109 tackles, seven sacks, 19 tackles for loss and three interceptions.
- As a senior captain, he tallied 62 tackles, 13 tackles for loss, 5.5 sacks, two interceptions and a forced fumble in 12 games, earning All-Big Ten honorable mention. His 5.5 sacks were the most by a Cornhusker linebacker since 2005.
- He is a native of Lincoln, Neb.

**2023 Game Notes:**

- In 2023, Gifford saw action in 11 games with one start before finishing the season on injured reserve. He contributed primarily on special teams and finished third on the squad with six special teams tackles.
- **At New Orleans (9/10)**, saw action on special teams in his Titans debut.
- **At Cleveland (9/24)**, recorded his first career start, opening the game at outside linebacker. He led the team with two special teams tackles.
- Placed on injured reserve on Dec. 23, 2023.

52 - LB JOE JONES**6-0, 240, 7th Year/3rd with Titans, Northwestern**

- Re-signed with the Titans as a free agent on Oct. 24, 2023.
- Prior to 2023, played in 73 career games and tallied 47 special teams tackles.
- Jones spent the 2021 and 2022 seasons with the Titans, where he played in 24 games and led the team in special teams tackles in 2022, good for second-highest in the league.
- Before joining the Titans, Jones spent four seasons (2017-20) with Denver.
- Jones originally signed with the Cowboys as a rookie free agent in 2017. He has also spent with the Chargers, Seahawks and Buccaneers.
- Appeared in 27 games at Northwestern (2013-16), where he totaled 70 tackles, three sacks, two passes defended and one fumble recovery as a Wildcat.
- A native of Plano, Ill., Jones' father, Joseph, was a hurdler at Penn State.

**2023 Game Notes:**

- In 2023, Jones appeared in four contests before finishing the season on injured reserve. He was credited with two special teams tackles.
- Placed on injured reserve on Dec. 11, 2023.

41 - LB OTIS REESE IV**6-3, 214, Rookie, Mississippi**


- Otis Reese IV was signed by the Titans as a rookie free agent on May 12, 2023.
- In three seasons at Mississippi (2020-22), he played in 29 games with 27 starts and recorded 198 tackles, 10 tackles for loss, 4.5 sacks, two interceptions, eight passes defended, one forced fumble and one fumble recovery.
- As a graduate in 2022, he started all 11 games and finished second on the team with 84 total tackles, including eight tackles for loss. He added three sacks, one interception, one fumble recovery and four passes defended.
- He transferred to Mississippi from Georgia following the 2019 season. At Georgia, he saw action in 25 games with one start over two seasons (2018-19) and recorded 16 tackles.
- He is a native of Leesburg, Ga.

**2023 Game Notes:**

- In 2023, Reese appeared in seven games as a rookie, including starts at inside linebacker in each of the season's final three contests. He contributed 16 tackles on defense, and his five special teams tackles tied for fourth on the squad.
- **At New Orleans (9/10)**, recorded a special teams tackle in his NFL debut.
- **Against Seattle (12/24)**, recorded his first career start and posted three tackles. He added one tackle on special teams.
- **At Houston (12/31)**, started and ranked second on the defense with nine tackles. He added a stop on special teams.
- **Against Jacksonville (1/7)**, started and registered four tackles. He also tied for the team lead with two special teams tackles.

54 - LB GARRET WALLOW**6-2, 230, 3rd Year/1st with Titans, Texas Christian**

- Garret Wallow was signed by the Titans from the Houston Texans practice squad on Dec. 20, 2023.
- Prior to joining the Titans, Wallow appeared in 32 games with five starts over three seasons with the Texans. He totaled 30 tackles, three tackles for loss, one sack and six special teams stops with Houston.
- He was originally drafted by the Texans in the fifth round (170th overall) of the 2021 NFL Draft.
- In four seasons at TCU (2017-20), Wallow appeared in 49 total games and totaled 295 tackles, 32.5 tackles for loss, 9.5 sacks, five passes defended, three forced fumbles and one interception. He was a first-team All-Big 12 selection following the 2019 and 2020 seasons.
- He is a native of New Orleans, La.

**2023 Game Notes:**

- In 2023, Wallow played in the final three games of the season for the Titans and registered six tackles after competing in two contests with the Texans earlier in the year.




TITANS OUTSIDE LINEBACKERS

| No. | Name | Ht | Wt | Exp | College |
|-----|--------------------|-----|-----|-----|-----------------|
| 51 | Gipson, Trevis | 6-4 | 263 | 4 | Tulsa |
| 49 | Key, Arden | 6-5 | 240 | 6 | Louisiana State |
| 58 | Landry III, Harold | 6-2 | 252 | 6 | Boston College |
| 42 | Murphy, Caleb | 6-3 | 254 | R | Ferris State |
| 99 | Weaver, Rashad | 6-4 | 259 | 3 | Pittsburgh |

#49 • OLB ARDEN KEY

6-5, 240, 6th Year/1st with Titans, Louisiana State

[Click for complete bio](#)



Outside linebacker **Arden Key** completed his sixth NFL season and his first campaign with the Titans in 2023. He was signed by the Titans as an unrestricted free agent on March 20, 2023.

In 2023, Key appeared in 17 games for the third consecutive season and registered nine starts—the most since starting 10 times in 2018 as a rookie with Oakland. He ranked second on the team with a career-high 57 quarterback pressures, and his six sacks provided the second-best total of his career. He added 30 tackles, four tackles for loss, two passes defended and two forced fumbles.

Key originally entered the NFL as a third-round pick (87th overall) of the Oakland Raiders in 2018 and spent his first three campaigns with the organization. He then spent the 2021 campaign with the San Francisco 49ers and the 2022 season with the Jacksonville Jaguars. His statistical totals during his first five NFL seasons included 98 tackles and 14 sacks in 71 games (13 starts).

In 2022, Key played 17 games with three starts for the Jaguars and totaled 27 tackles, 4.5 sacks, 38 quarterback pressures, five tackles for loss and a fumble recovery. His 38 pressures ranked second for the Jaguars, and over the last five weeks of the season, he posted 25 pressures, which ranked second in the league behind Nick Bosa over that time frame. He was a key figure in helping the Jaguars win the AFC South and advance to the divisional round of the playoffs.

In 2021, Key notched a career-best 6.5 sacks to go along with 22 tackles and 25 quarterback pressures in his lone season with the 49ers.

During a three-year career at Louisiana State University, Key totaled 21 sacks and 26.5 tackles for loss. As a sophomore, he earned all-conference honors, while setting the school record for sacks in a season (12.0).

He is a native of Atlanta, Ga.

2023 Game Notes:

- **At New Orleans (9/10)**, made his Titans debut and tied for the team lead with 1.5 sacks. He also led the team with a career-high 11 quarterback pressures, the most by any NFL player in Week 1 through Sunday, Sept. 10. He tied his career high in sacks, equaling his previous high of 1.5 sacks against Dallas as a member of the Jacksonville Jaguars on Dec. 18, 2022. In the second quarter, he tallied his first sack of the season, dropping Derek Carr for a six-yard loss. Later in the second quarter he shared a seven-yard sack with Denico Autry later in the second quarter. His totals also included four total tackles, which tied his career high, and one pass defended.
- **Against the Los Angeles Chargers (9/17)**, tied for the team lead with four quarterback pressures.
- **At Cleveland (9/24)**, tallied three tackles and three quarterback pressures.
- **Against Cincinnati (10/1)**, sacked Joe Burrow for a 10-yard loss in the fourth quarter. He also totaled two quarterback pressures.
- **At Indianapolis (10/8)**, posted two tackles and two quarterback pressures.
- **Against Baltimore (10/15)**, led the defense with four quarterback pressures.
- **Against Atlanta (10/29)**, registered two tackles and four quarterback pressures.
- **At Pittsburgh (11/2)**, registered two tackles and one quarterback pressure.

- **At Jacksonville (11/19)**, posted three tackles and tied for the team lead with three quarterback pressures.
- **Against Carolina (11/26)**, totaled two tackles, four quarterback pressures, one sack and one forced fumble. In the second quarter, he recorded a strip-sack of Bryce Young to force a turnover. It was his first career forced fumble and his first career strip-sack. The ball was recovered by defensive tackle Jeffery Simmons to set up a Titans touchdown on the ensuing drive.
- **Against Indianapolis (12/3)**, teamed with Harold Landry III for a nine-yard sack of Gardner Minshew II in the fourth quarter. The sack was on third down to force a Colts field goal. He also contributed five quarterback pressures.
- **At Miami (12/11)**, posted two tackles, including a sack, and tied for the team lead with six quarterback pressures. In the second quarter, he recorded a five-yard sack of Tua Tagovailoa. He secured his second career season with at least five sacks (6.5 in 2021).
- **Against Houston (12/17)**, tied for the team lead with four quarterback pressures.
- **Against Seattle (12/24)**, totaled four tackles, one sack, one forced fumble and two quarterback pressures. In the first quarter, he dropped Geno Smith for a six-yard sack, which was his sixth sack of the season and the 20th sack of his career. On the same play, he was credited with his second forced fumble of the season—also the second of his career—but the ball was recovered by Seattle.
- **Against Jacksonville (1/7)**, tallied four tackles, two quarterback pressures and one pass defended.

Key's Career Regular Season Statistics:

| Year | Team | GP | GS | Tackle | Sack | QBP | TFL | Int | PD | FF | FR |
|-------------------|------|-----------|-----------|------------|-------------|------------|-----------|----------|----------|----------|----------|
| 2018 | Oak | 16 | 10 | 30 | 1.0 | 13 | 4 | 0 | 0 | 0 | 0 |
| 2019 | Oak | 7 | 0 | 4 | 2.0 | 14 | 2 | 0 | 0 | 0 | 0 |
| 2020 | LV | 14 | 0 | 15 | 0.0 | 28 | 2 | 0 | 2 | 0 | 0 |
| 2021 | SF | 17 | 0 | 22 | 6.5 | 25 | 5 | 0 | 1 | 0 | 0 |
| 2022 | Jax | 17 | 3 | 27 | 4.5 | 38 | 5 | 0 | 2 | 0 | 1 |
| 2023 | Ten | 17 | 9 | 30 | 6.0 | 57 | 4 | 0 | 2 | 2 | 0 |
| NFL Totals | | 88 | 22 | 128 | 20.0 | 175 | 22 | 0 | 7 | 2 | 1 |

Key's Career Postseason Statistics:

| Year | Team | GP | GS | Tackle | Sack | QBP | TFL | Int | PD | FF | FR |
|-----------------------|------|----------|----------|----------|------------|----------|----------|----------|----------|----------|----------|
| 2021 | SF | 3 | 0 | 2 | 0.0 | 3 | 0 | 0 | 0 | 0 | 0 |
| 2022 | Jax | 2 | 0 | 2 | 0.0 | 2 | 0 | 0 | 1 | 0 | 0 |
| Playoff Totals | | 5 | 0 | 4 | 0.0 | 5 | 0 | 0 | 1 | 0 | 0 |

Key's Regular Season Single-Game Highs:

- Tackles** - 4 (Four times, last at New Orleans, 9/10/23)
- Sacks** - 1.5 (Two times, last at New Orleans, 9/10/23)
- Quarterback Pressures** - 11 at New Orleans (9/10/23)
- Forced Fumbles** - 1 vs. Carolina (11/26/23)
- Fumble Recovery** - 1 at Tennessee 12/11/22)
- Passes Defended** - 1 (Six times, last at New Orleans, 9/10/23)

Key's Playoff Single-Game Highs:

- Tackles** - 1 (Four times, last at Kansas City, 1/21/23)
- Passes Defended** - 1 vs. L.A. Chargers (1/14/23)



#58 • OLB HAROLD LANDRY III

6-2, 252, 6th Year, Boston College
[Click for complete bio](#)



Outside linebacker **Harold Landry III** completed his sixth NFL season in 2023. He was selected by the Titans in the second round (41st overall) of the 2018 NFL Draft after the Titans traded up 16 spots in the second round (57 to 41) in order to take the former Boston College standout.

During his first six NFL seasons, Landry totaled a team-leading 41.5 sacks. He finished the 2023 season ranked 11th for the franchise in career sacks, and in the organization's "Titans era" (1999–present), his total trailed only **Jevon Kearse** (52), **Jurrell Casey** (51) and **Derrick Morgan** (44.5).

In 2023, Landry played in all 17 games (10 starts) after missing the entire 2022 campaign due to injury. He ranked second on the team with 10.5 sacks, producing his second-best career total (12 sacks in 2021). In doing so, he became the NFL's third veteran player since 1982 to miss an entire NFL season and come back the next year to record at least 10 sacks. The only previous players to do so were a pair of New Orleans Saints: **Joe Johnson** in 2000 (12 sacks) and **Charlie Clemons** in 2001 (13.5 sacks). Landry's 14 tackles for loss led the defense and matched his career high, and his 48 quarterback pressures were third on the squad and were one off his career high in 2021 (49). His statistics also included 70 tackles.

Landry was placed on injured reserve on Sept. 2, 2022, ending his fifth NFL season before Week 1. Prior to the injury, he recorded 64 consecutive games played and 52 consecutive starts.

From the start of his rookie campaign through 2021, Landry's 31 total sacks led the Titans. Other than **Jevon Kearse** (37), Landry produced the highest sack total by a Titans/Oilers player in his first four NFL seasons since individual sacks became an official NFL statistic in 1982.

From 2018 to 2021, Landry joined Pittsburgh's **Cameron Heyward** as the NFL's only players to be credited with at least 250 tackles (press box statistics), 30 sacks and two interceptions.

In 2021, Landry was named to his first Pro Bowl after starting all 17 games. He registered his third consecutive season to start every contest, extending his streaks to 64 consecutive games played and 52 consecutive starts. At the conclusion of 2021, his starting streak was the sixth-longest active streak in the NFL among all defensive players.

Landry's 12 sacks in 2021 led the Titans, ranked 10th in the NFL and established a career high. He became the first Titans player to record double-digit sacks in a season since **Brian Orakpo** (10.5) in 2016 and the first Titans player with 12 sacks in a season since **Jason Babin** (12.5) in 2010. Landry tied for second on the squad with 75 tackles, ranked second with a career-high 49 quarterback pressures, led the team with 14 tackles for loss, and added a forced fumble. He joined **Micah Parsons**, **Aaron Donald** and Heyward as the only NFL players in 2021 to post at least 75 tackles and 10 sacks.

Then, in the team's 2021 divisional playoff contest, he recorded 1.5 sacks. He improved his postseason career total to 4.5 sacks, becoming the organization's first player with at least four career postseason sacks since individual sacks became an official statistic in 1982.

In 2020, Landry recorded 16 starts for the second consecutive season. He led the team with 5.5 sacks, a then-career-high 32 quarterback pressures and a then-career-high 10 tackles for loss. He totaled 69 tackles and added one interception and a career-high five passes defended. In one playoff contest, he led the team with 10 tackles and two sacks.

Landry started all 16 games in 2019 and led the Titans with nine sacks. His 28 quarterback pressures ranked second, and he added 81 tackles, four tackles for loss, one pass defended, one forced fumble and two fumble recoveries. He also started all three postseason games and registered a sack and a team-high eight quarterback pressures.

As a rookie in 2018, he played in 15 games with three starts. His 4.5 sacks tied for third place on the team, and he also tied for second on the defense with 18 quarterback pressures.

In 46 career games playing defensive end for Boston College, Landry totaled 160 tackles, 26 sacks, 47.5 tackles for loss, seven passes defended, 10 forced fumbles, one fumble recovery and one interception. His 26 career sacks were exceeded in school history by only **Mathias Kiwanuka** (37.5 from 2002-05).

As a senior in 2017, Landry played and started eight games before a season-ending ankle injury ended his year. He finished second on the team with five sacks and totaled 38 tackles, 8.5 tackles for loss and two passes

defended.

In 2016, Landry set the school's single-season record with 16.5 sacks, which led the nation. He added seven forced fumbles, which also led the country, while his 22 tackles for loss ranked fifth nationally and ranked second all-time for the Eagles. His numerous honors included Walter Camp second-team All-America, AP second-team All-America and second-team All-ACC by the Atlantic Coast Sports Media Association and the league's head coaches.

He is a native of Spring Lake, N.C.

2023 Game Notes:

- **At New Orleans (9/10)**, made his first appearance in the regular season since 2021 and recorded one tackle and four quarterback pressures. He missed the entire 2022 campaign due to injury.
- **Against the Los Angeles Chargers (9/17)**, posted three tackles, including a sack. In the final minute of the fourth quarter, he dropped Justin Herbert for an eight-yard sack on third down. It forced the Chargers to attempt a game-tying field goal to extend the game to overtime, when the Titans would win the game. Landry notched his 32nd career sack and his first sack since missing the 2022 campaign due to injury. He added three quarterback pressures against the Chargers.
- **At Cleveland (9/24)**, registered two tackles.
- **Against Cincinnati (10/1)**, posted two tackles and one quarterback pressure.
- **At Indianapolis (10/8)**, credited with four tackles.
- **Against Baltimore (10/15)**, tallied five tackles, including a sack and two tackles for loss. In the third quarter, he ended a Baltimore drive with a two-yard sack of Lamar Jackson on third down.
- **Against Atlanta (10/29)**, tied for the team lead with two sacks and added five tackles and five quarterback pressures. In the first quarter, he helped stall a Falcons drive with a three-yard sack of Desmond Ridder on third down. In the fourth quarter, he sacked Taylor Heinicke for an eight-yard loss. He matched his career high and registered his fourth career game with two sacks. The last time he accomplished the feat was against Buffalo on Oct. 18, 2021.
- **At Pittsburgh (11/2)**, led the defense with two quarterback pressures and added a tackle.
- **At Tampa Bay (11/12)**, led the defense and set a career high with nine tackles, including a sack, and totaled three quarterback pressures. He helped end a Tampa Bay drive in the fourth quarter with a seven-yard sack of Baker Mayfield on third down. The play gave him four sacks in a four-game span.
- **At Jacksonville (11/19)**, finished second on the team with seven total tackles and tied for the team lead with three quarterback pressures.
- **Against Carolina (11/26)**, tallied three tackles and one quarterback pressure.
- **Against Indianapolis (12/3)**, led the defense with eight quarterback pressures and ranked third on the squad with eight tackles. In the fourth quarter, he teamed with Arden Key for a nine-yard sack of Gardner Minshew II. The sack was on third down to force a Colts field goal.



➤ **At Miami (12/11)**, named AFC Defensive Player of the Week after leading the team and establishing a new career high with three sacks—all coming in the fourth quarter. His previous career high was two sacks, which he accomplished on four prior occasions. He notched the team's first three-sack performance in the regular season since Jeffery Simmons (three) at the Los Angeles Rams on Nov. 7, 2021. In the fourth quarter, he recorded a 10-yard sack of Tua Tagovailoa and added a nine-yard sack on Miami's next possession. Then in the final 30 seconds of the fourth quarter, he was credited with a sack to seal the one-point victory after taking down Tagovailoa for a three-yard loss on fourth-and-two. While increasing his career total to 39.5 sacks, he surpassed Kyle Vanden Bosch (38.5) for 11th place on the team's all-time sack list. He owns the team's seventh-best total since individual sacks became an official NFL statistic in 1982. His three sacks tied Simmons' total from Nov. 7, 2021 for the most sacks by a Titans player in a primetime game during the franchise's "Titans era" (1999 to present). Landry also was the NFL's first player to record three sacks in the fourth quarter of a game since Tampa Bay's Devin White at Atlanta on Dec. 20, 2020. No Titans/Oilers player had previously accomplished the feat since at least 1991. At Miami, he also tied for the team lead with six quarterback pressures.

➤ **Against Houston (12/17)**, tied for the team lead with four quarterback pressures and also totaled six tackles. He forced an intentional grounding penalty with his pass rush in the second quarter.

➤ **Against Seattle (12/24)**, tied for the team lead with one sack and two tackles for loss. He also totaled four tackles and two quarterback pressures. In the fourth quarter, he dropped Geno Smith for a six-yard sack to improve his season total to 9.5 sacks and increase his career total to 40.5 sacks. He became the 11th player in franchise history with at least 40 career sacks. It also gave him 8.5 sacks over a 10-game span.

➤ **At Houston (12/31)**, totaled five tackles and led the team with one sack, three quarterback pressures and three tackles for loss. His three tackles for loss tied his career high. In the fourth quarter, he sacked C.J. Stroud for a 12-yard loss. In increasing his season total to 10.5 sacks, he earned his second career double-digit sack campaign (12 in 2021) and became the team's first player since Kyle Vanden Bosch (2005 and 2007) with 10 or more sacks in multiple seasons. Landry produced 9.5 sacks over an 11-game span. His sack at Houston gave him 8.5 sacks in 2023 in the fourth quarter—more than any other Titans/Oilers player has had in a season from 1991 through 2023. The previous mark was 5.5 by Jevon Kearse in 2000.

➤ **Against Jacksonville (1/7)**, played in his 17th game of the season after missing the entire 2022 campaign due to injury. He tallied two quarterback pressures.

Landry's Career Regular Season Statistics:

| Year | GP | GS | Tackle | Sack | QBP | TFL | Int | PD | FF | FR | |
|---------------|-----------|-----------|-----------------|-------------|------------|-----------|----------|----------|----------|----------|--|
| 2018 | 15 | 3 | 46 | 4.5 | 18 | 2 | 0 | 2 | 1 | 0 | |
| 2019 | 16 | 16 | 81 | 9.0 | 28 | 4 | 1 | 1 | 1 | 2 | |
| 2020 | 16 | 16 | 69 | 5.5 | 29 | 10 | 1 | 5 | 0 | 0 | |
| 2021 | 17 | 17 | 75 | 12.0 | 49 | 14 | 0 | 0 | 1 | 0 | |
| 2022 | 0 | 0 | Injured Reserve | | | | | | | | |
| 2023 | 17 | 10 | 69 | 10.5 | 48 | 14 | 0 | 0 | 0 | 0 | |
| Totals | 81 | 62 | 340 | 41.5 | 175 | 44 | 2 | 8 | 3 | 2 | |

Landry's Career Postseason Statistics:

| Year | GP | GS | Tackle | Sack | QBP | TFL | Int | PD | FF | FR |
|---------------|----------|----------|-----------|------------|-----------|----------|----------|----------|----------|----------|
| 2019 | 3 | 3 | 8 | 1.0 | 8 | 1 | 0 | 1 | 0 | 0 |
| 2020 | 1 | 1 | 10 | 2.0 | 4 | 1 | 0 | 0 | 0 | 0 |
| 2021 | 1 | 1 | 6 | 1.5 | 5 | 1 | 0 | 0 | 0 | 0 |
| Totals | 5 | 5 | 24 | 4.5 | 17 | 3 | 0 | 1 | 0 | 0 |

Landry's Regular Season Single-Game Highs:

- Tackles** - 9 at Tampa Bay (11/12/23)
- Sacks** - 3 at Miami (12/11/23)
- Quarterback Pressures** - 9 at N.Y. Giants (12/16/18)
- Interceptions** - 1 (Twice, last vs. Jacksonville, 9/20/20)
- Forced Fumbles** - 1 (Three times, last at Indianapolis, 10/31/21)
- Fumble Recovery** - 1 (Twice, last vs. Tampa Bay, 10/27/19)

Landry's Playoff Single-Game Highs:

- Tackles** - 10 vs. Baltimore (1/10/21)
- Sacks** - 2 vs. Baltimore (1/10/21)
- Quarterback Pressures** - 5 vs. Cincinnati (1/22/22)

FRANCHISE SACK LEADERS

In his sixth NFL season, **Harold Landry III** ranks in the top 11 in franchise history in career sacks. In the franchise's "Titans era" (1999–present), his sack total ranks behind only **Jevon Kearse** (52), **Jurrell Casey** (51) and **Derrick Morgan** (44.5).

Franchise career sack leaders*:

| Player | Seasons | Sacks |
|------------------------------|----------------------|-------------|
| 1. Elvin Bethea | 1968–1983 | 105.0 |
| 2. Ray Childress | 1985–1995 | 75.5 |
| 3. Jesse Baker | 1979–1987 | 66.0 |
| 4. William Fuller | 1986–1993 | 59.0 |
| 5. Sean Jones | 1988–1993 | 57.5 |
| 6. Jevon Kearse | 1999–2003, 2008–2009 | 52.0 |
| 7. Jurrell Casey | 2011–2019 | 51.0 |
| 8. Robert Brazile | 1975–1984 | 48.0 |
| 9. Ted Washington | 1973–1982 | 45.0 |
| 10. Derrick Morgan | 2010–2018 | 44.5 |
| 11. Harold Landry III | 2018–2023 | 41.5 |
| 12. Kyle Vanden Bosch | 2005–2009 | 38.5 |
| 13. Curley Culp | 1974–1980 | 31.0 |

* Individual sacks did not become an official NFL statistic until 1982.

LANDRY'S TRIUMPHANT COMEBACK

In 2021, **Harold Landry III** was named to his first career Pro Bowl, finishing his fourth NFL season with a career-high 12 sacks. Then, poised to follow up on his career year, he suffered a knee injury before the start of the 2022 regular season. It forced him to spend all 17 games on injured reserve.

In 2023, Landry bounced back from the injury to participate in every game and record 10.5 sacks. In doing so, he became the NFL's third veteran player since 1982 to miss an entire NFL season and come back the next year to record at least 10 sacks. The only previous players to do so were a pair of New Orleans Saints: **Joe Johnson** in 2000 (12 sacks) and **Charlie Clemons** in 2001 (13.5 sacks).

NFL players with 10 or more sacks in a season after missing the entire previous season, 1982 to 2023:

| Player | Team | Season Missed | Season with 10+ Sacks | Sacks |
|--------------------------|-------------------------|---------------|-----------------------|-------------|
| Harold Landry III | Tennessee Titans | 2022 | 2023 | 10.5 |
| Charlie Clemons | New Orleans Saints | 2000 | 2001 | 13.5 |
| Joe Johnson | New Orleans Saints | 1999 | 2000 | 12.0 |

Note: Rookie seasons with 10-plus sacks excluded

TACKLES FOR LOSS, WEEKS 6-18

In 2023, from the time the Titans traveled to London for their Week 6 game against the Ravens through the end of the season, Harold Landry III was one of the NFL's most productive defenders. In that span, he not only tied for ninth place in the NFL with 9.5 sacks, but he also tied for sixth in the league with 13 total tackles for loss.

Most tackles for loss in 2023, Weeks 6-18:

| Player | Team | Tackles For Loss |
|-----------------------------|-------------------------|------------------|
| 1. Khalil Mack | Los Angeles Chargers | 16 |
| 2. Maxx Crosby | Las Vegas Raiders | 15 |
| Jeremiah Owusu-Koramoah | Cleveland Browns | 15 |
| 4. Lavonte David | Tampa Bay Buccaneers | 14 |
| Danielle Hunter | Minnesota Vikings | 14 |
| 6. Harold Landry III | Tennessee Titans | 13 |
| Anfernee Jennings | New England Patriots | 13 |
| 8. (seven tied) | | 12 |

FOURTH-QUARTER SACKS IN 2023

In 2023, Titans outside linebacker **Harold Landry III** recorded 10.5 total sacks, and 8.5 of his sacks came in the fourth quarter. His fourth-quarter total was more than any other NFL player.

Most sacks in the fourth quarter in 2023:

| Player | Team | 4th Quarter Sacks |
|-------------------------|-------------------------|-------------------|
| 1. Harold Landry | Tennessee Titans | 8.5 |
| 2. Trey Hendrickson | Cincinnati Bengals | 8.0 |
| 3. Josh Allen | Jacksonville Jaguars | 6.5 |
| 4. Danielle Hunter | Minnesota Vikings | 6.0 |
| 5. Justin Madubuike | Baltimore Ravens | 5.5 |
| Haason Reddick | Philadelphia Eagles | 5.5 |
| 7. Myles Garrett | Cleveland Browns | 5.0 |
| Jadeveon Clowney | Baltimore Ravens | 5.0 |
| Jonathan Greenard | Houston Texans | 5.0 |
| Kwity Paye | Indianapolis Colts | 5.0 |

Since 1991, Landry's 8.5 fourth-quarter sacks in 2023 were more than any other Titans/Oilers player had in a season. The previous mark was 5.5 by **Jevon Kearse** in 2000.

Most fourth-quarter sacks by a Titans/Oilers player in a single season, 1991–2023:

| Player | Season | 4th Quarter Sacks |
|-----------------------------|-------------|-------------------|
| 1. Harold Landry III | 2023 | 8.5 |
| 2. Jevon Kearse | 2000 | 5.5 |
| 3. Ray Childress | 1991 | 5.0 |
| William Fuller | 1991 | 5.0 |
| Sean Jones | 1993 | 5.0 |
| Kyle Vanden Bosch | 2007 | 5.0 |
| 7. Jevon Kearse | 2003 | 4.5 |
| 8. (six tied) | | 4.0 |



SACKS IN FIRST FOUR SEASONS

From the start of his rookie season in 2018 through 2021, **Harold Landry III's** 31 total sacks led the Titans. Other than **Jevon Kearse** (37.0 sacks from 1999 through 2001), Landry produced the highest sack total by a Titans/Oilers player in his first four NFL seasons since individual sacks became an official NFL statistic in 1982.

Most sacks for the Titans/Oilers in a player's first four NFL seasons, 1982–2021:

| Player | Seasons | Sacks |
|-----------------------------|------------------|-------------|
| 1. Jevon Kearse | 1999–2002 | 37.0 |
| 2. Harold Landry III | 2018–2021 | 31.0 |
| 3. Ray Childress | 1985–1988 | 23.0 |
| 4. Kenny Holmes | 1997–2000 | 22.5 |
| 5. Jurrell Casey | 2011–2014 | 21.0 |
| 6. Travis LaBoy | 2004–2007 | 19.5 |
| 7. Derrick Morgan | 2010–2013 | 16.5 |
| 8. Gary Walker | 1995–1998 | 16.0 |
| 9. (two tied) | | 15.5 |

2021 NFL SACK LEADERS

With a career-high 12 sacks in 2021, Titans outside linebacker **Harold Landry III** ranked fifth in the AFC and 10th in the NFL.

In the franchise's "Titans era" (1999–present), his 12 sacks tied for the fourth-highest single-season total and were the most since **Jason Babin** produced 12.5 sacks in 2010.

Most sacks in 2021:

| Player | Team | Sacks |
|------------------------------|-------------------------|-------------|
| 1. T.J. Watt | Pittsburgh Steelers | 22.5 |
| 2. Robert Quinn | Chicago Bears | 18.5 |
| 3. Myles Garrett | Cleveland Browns | 16.0 |
| 4. Nick Bosa | San Francisco 49ers | 15.5 |
| 5. Trey Hendrickson | Cincinnati Bengals | 14.0 |
| 6. Micah Parsons | Dallas Cowboys | 13.0 |
| 7. Cameron Jordan | New Orleans Saints | 12.5 |
| Matt Judon | New England Patriots | 12.5 |
| Aaron Donald | Los Angeles Rams | 12.5 |
| 10. Harold Landry III | Tennessee Titans | 12.0 |

CONSECUTIVE GAMES WITH A HALF SACK

When **Harold Landry III** registered a sack against the New Orleans Saints on Nov. 14, he joined **Jevon Kearse** as the only Titans/Oilers players since individual sacks became an official NFL statistic in 1982 to produce at least a half sack in eight consecutive games. Kearse had a half sack or more in each of the final 10 games of his 1999 NFL Defensive Rookie of the Year campaign and in the first two games of his second season.

In 2019, Landry recorded five consecutive games with at least a half sack.


Most consecutive games with at least a half sack for the Titans/Oilers (1982–present):

| Player | Dates | Consecutive Games |
|-----------------------------|-------------------------------------|-------------------|
| 1. Jevon Kearse | Oct. 31, 1999–Sept. 10, 2000 | 12 |
| 2. Harold Landry III | Sept. 26, 2021–Nov. 14, 2021 | 8 |
| 3. Sean Jones | Nov. 4, 1990–Dec. 23, 1990 | 7 |
| Kevin Carter | Dec. 16, 2002–Sept. 28, 2003 | 7 |
| 5. Jevon Kearse | Sept. 28, 2003–Nov. 9, 2003 | 6 |
| William Fuller | Sept. 8, 1991–Oct. 20, 1991 | 6 |
| 7. Harold Landry III | Oct. 27, 2019–Dec. 1, 2019 | 5 |
| Brian Orakpo | Sept. 18, 2016–Oct. 16, 2016 | 5 |
| Sean Jones | Nov. 1, 1992–Nov. 26, 1992 | 5 |
| Lee Williams | Sept. 13, 1992–Oct. 18, 1992 | 5 |

#99 • OLB RASHAD WEAVER

6-4, 259, 3rd Year, Pittsburgh

[Click for complete bio](#)



Outside linebacker **Rashad Weaver** completed his third NFL season in 2023. He was selected by the Titans in the fourth round (135th overall) of the 2021 NFL Draft.

Through his first three NFL seasons, Weaver participated in 33 games with four starts. His totals included 45 tackles, 5.5 sacks, 45 quarterback pressures, 11 tackles for loss, seven passes defended, two forced fumbles and one fumble recovery.

In 2023, Weaver appeared in 15 games and contributed 16 tackles, six quarterback pressures, four tackles for loss and one pass defended. He also added a career-high four special teams tackles.

In 2022, he appeared in 16 games with four starts. His 5.5 sacks ranked fourth on the team, while his 39 quarterback pressures ranked third. His totals also included 27 tackles, seven tackles for loss, six passes defended, two forced fumbles and one fumble recovery.

As a rookie in 2021, Weaver totaled two tackles in two games before being placed on injured reserve on Sept. 28.

In four seasons at the University of Pittsburgh (2017-20), Weaver appeared in 35 games with 28 starts. He tallied 110 tackles, 34.5 tackles for loss, 17.0 sacks, nine passes defended, 28 quarterback pressures, five forced fumbles and four fumble recoveries.

As a senior in 2020, he started nine games and totaled 35 tackles, 14.5 tackles for loss, 7.5 sacks, 12 quarterback pressures, two passes defended, three forced fumbles and one fumble recovery. Weaver was also Awarded first team All-ACC honors and was a semifinalist for the Bednarik Award.

He is a native of Fort Lauderdale, Fla.

2023 Game Notes:

- **Against Cincinnati (10/1)**, recorded a tackle for loss.
- **At Jacksonville (11/19)**, posted two tackles, a tackle for loss and two quarterback pressures.
- **Against Carolina (11/26)**, tied his career high with four tackles, including a tackle for loss, and added two quarterback pressures.
- **At Miami (12/11)**, he registered a quarterback pressure and added a special teams tackle.
- **Against Houston (12/17)**, posted three tackles and one tackle for loss on defense, and he also led the team with a career-high two special teams tackles.

Weaver's Career Regular Season Statistics:

| Year | GP | GS | Tackle | Sack | QBP | TFL | Int | PD | FF | FR |
|---------------|-----------|----------|-----------|------------|-----------|-----------|----------|----------|----------|----------|
| 2021 | 2 | 0 | 2 | 0.0 | 0 | 0 | 0 | 0 | 0 | 0 |
| 2022 | 16 | 4 | 27 | 5.5 | 39 | 7 | 0 | 6 | 2 | 1 |
| 2023 | 15 | 0 | 16 | 0.0 | 6 | 4 | 0 | 1 | 0 | 0 |
| Totals | 33 | 4 | 45 | 5.5 | 45 | 11 | 0 | 7 | 2 | 1 |

Weaver's Regular Season Single-Game Highs:

- Tackles** - 4 (Twice, last vs. Carolina, 11/26/23)
- Sacks** - 2 vs. N.Y. Giants (9/11/22)
- Tackles for Loss** - 2 vs. N.Y. Giants (9/11/22)
- Forced Fumbles** - 1 (Twice, last vs. Denver 11/13/22)
- Fumble Recoveries** - 1 at Jacksonville (1/7/23)
- Passes Defended** - 2 vs. Jacksonville (12/11/22)

MORE TITANS OUTSIDE LINEBACKERS

51 - OLB TREVIS GIPSON

6-4, 263, 4th Year/1st with Titans, Tulsa

➤ Trevis Gipson was signed by the Titans as a free agent on Aug. 31, 2023.

➤ Prior to joining the Titans, he played in 40 games with 19 starts in three seasons with the Chicago Bears (2020-22), totaling 72 tackles, 11 tackles for loss, five passes defended and 10 sacks.

➤ In 2022, he played in 17 games with 10 starts for the Bears. He totaled 31 tackles, four tackles for loss, 11 quarterback hits and three sacks.

➤ In 2021, he recorded a career-high seven sacks, along with 37 tackles, five forced fumbles, and one fumble recovery.

➤ Gipson was selected by Chicago in the fifth round (155th overall) of the 2020 NFL Draft after four collegiate seasons at Tulsa.

➤ At Tulsa, Gipson finished with 114 tackles, 25.5 tackles for loss, eight forced fumbles and 13 sacks in 49 games and 24 starts. He was a four-year letterwinner and two-year starter for the Golden Hurricane.

➤ He is a native of Cedar Hill, Texas.



2023 Game Notes:

➤ In 2023, Gipson participated in eight games and tallied six tackles, one sack, six quarterback pressures and one forced fumble.

➤ **At New Orleans (9/10)**, played in his first game as a member of the Titans.

➤ **Against Cincinnati (10/1)**, notched his fourth career strip-sack, forcing a turnover against Joe Burrow in the third quarter. Kevin Byard recovered the fumble for the Titans. It was Gipson's 11th career sack and his first in a Titans uniform.

➤ **At Pittsburgh (11/2)**, totaled four tackles and one quarterback pressure.

42 - OLB CALEB MURPHY

6-3, 254, Rookie, Ferris State

➤ Caleb Murphy was signed by the Titans as a rookie free agent on May 12, 2023.

➤ Murphy played in 29 games over three seasons at Ferris State (2020-22), where he totaled 156 tackles, 40 sacks, 60.5 tackles for loss and eight forced fumbles.

➤ As a senior in 2022, he started in 15 games at Ferris State and accumulated 93 tackles, 25.5 sacks, 39 tackles for loss and three forced fumbles. His 25.5 sacks set an NCAA single-season record. He also tied the NCAA record with 39 tackles for loss. His efforts helped Ferris State repeat as DII national champions.

➤ Murphy became the first DII player ever to win the Ted Hendricks Award, given to the nation's top defensive end. He also was named GLIAC Player of the Year; won the Gene Upshaw Award, given to the best DII lineman; and won the Cliff Harris award as the nation's small college defensive player of the year.

➤ As a junior in 2021, he recorded 63 tackles, 14.5 sacks, 21.5 tackles for loss, five forced fumbles and one interception en route to being named the GLIAC Defensive Lineman of the Year and helping his team to the DII title.

➤ In 2019, he transferred to Ferris State from Grand Valley State, where he played in eight games and recorded 13 tackles and one sack.

➤ He is a native of Dowagiac, Mich.



2023 Game Notes:

➤ In 2023, Murphy participated in three contests as a rookie and contributed two tackles on special teams.

➤ **Against Cincinnati (10/1)**, made his NFL debut.



TITANS CORNERBACKS

| No. | Name | Ht | Wt | Exp | College |
|-----|-----------------------|------|-----|-----|---------------------|
| 23 | Avery, Tre | 5-11 | 181 | 2 | Rutgers |
| 3 | Farley, Caleb * | 6-2 | 197 | 3 | Virginia Tech |
| 26 | Fulton, Kristian (IR) | 5-11 | 197 | 4 | Louisiana State |
| 33 | Garror, Eric | 5-8 | 174 | R | Louisiana-Lafayette |
| 40 | Kendall, Anthony | 5-10 | 177 | R | Baldwin Wallace |
| 21 | McCreary, Roger | 5-11 | 190 | 2 | Auburn |
| 0 | Murphy-Bunting, Sean | 6-0 | 195 | 5 | Central Michigan |

* Reserve/PUP

#26 • CB KRISTIAN FULTON

5-11, 197, 4th Year, Louisiana State

[Click for complete bio](#)

Cornerback **Kristian Fulton** completed his fourth NFL season in 2023. He was selected by the Titans in the second round (61st overall) of the 2020 NFL Draft.

During his first four seasons, Fulton's 25 passes defended ranked second on the team behind **Kevin Byard's** 26. During that time, Fulton also totaled four interceptions, 150 tackles, one sack, one quarterback pressure, six tackles for loss, one forced fumble and one fumble recovery.

In 2023, Fulton started 11 games before finishing the season on injured reserve. His statistics included 46 tackles, two tackles for loss and five passes defended.

In 2022, Fulton appeared and started in 11 games and established a career high with 48 tackles. He added one interception, five passes defended, three tackles for loss, one forced fumble and one fumble recovery.

In 2021, Fulton became a mainstay in the Titans lineup, starting all 13 games in which he played. He contributed two interceptions and tied for 11th in the NFL with a team-high 14 passes defended. Among all players in their first two NFL seasons, his 14 passes defended in 2021 tied for the league's fourth-highest total. He also contributed 40 tackles during the regular season and added six stops in the team's divisional playoff contest.

In 2020, Fulton appeared in six games with two starts as a rookie. He totaled 16 tackles, one interception, one pass defended, one sack, one quarterback pressure and one tackle for loss. He also played in one postseason contest.

Prior to entering the NFL, the New Orleans, La., native was a two-year starter at Louisiana State. He appeared in 28 games with 25 starts and finished his career with 65 tackles, 25 passes defended and two interceptions.

As a senior in 2019, he started all 15 games and posted 38 tackles, one tackle for loss, 15 passes defended and one interception. He was recognized with second-team All-SEC honors from the Associated Press. In his final collegiate game, Fulton helped LSU secure a National Championship victory over Clemson with a career-high six tackles and one pass defended.

2023 Game Notes:

- **At New Orleans (9/10)**, registered two tackles.
- **Against the Los Angeles Chargers (9/17)**, he was inactive due to injury.
- **At Cleveland (9/24)**, established a career high and tied for third on the defense with nine total tackles, including a tackle for loss.
- **Against Cincinnati (10/1)**, contributed two tackles and one pass defended.
- **At Indianapolis (10/8)**, tallied seven tackles and one pass defended.
- **Against Baltimore (10/15)**, posted four tackles and one pass defended.
- **Against Atlanta (10/29)**, finished second on the defense with eight tackles and added a pass defended.



- **At Pittsburgh (11/2)**, totaled five tackles, one tackle for loss and one pass defended. It was his second career game with at least five tackles, one tackle for loss and one pass defended (Sept. 25, 2022 vs. Las Vegas).
- **At Tampa Bay (11/12)**, posted one tackle.
- **At Jacksonville (11/19)**, tallied five tackles.
- **Against Carolina (11/26)**, recorded one tackle.
- **Against Indianapolis (12/3)**, recorded one tackle prior to exiting with an injury during overtime.
- **At Miami (12/11)**, he was inactive with a hamstring injury.
- Placed on injured reserve on Dec. 13, 2023.

Fulton's Career Regular Season Statistics:

| Year | GP | GS | Tackle | Sack | QBP | TFL | Int | PD | FF | FR |
|---------------|-----------|-----------|------------|------------|----------|----------|----------|-----------|----------|----------|
| 2020 | 6 | 2 | 16 | 1.0 | 1 | 1 | 1 | 1 | 0 | 0 |
| 2021 | 13 | 13 | 40 | 0.0 | 0 | 0 | 2 | 14 | 0 | 0 |
| 2022 | 11 | 11 | 48 | 0.0 | 0 | 3 | 1 | 5 | 1 | 1 |
| 2023 | 11 | 11 | 46 | 0.0 | 0 | 2 | 0 | 5 | 0 | 0 |
| Totals | 41 | 37 | 150 | 1.0 | 1 | 6 | 4 | 25 | 1 | 1 |

Fulton's Career Postseason Statistics:

| Year | GP | GS | Tackle | Sack | QBP | TFL | Int | PD | FF | FR |
|---------------|----------|----------|----------|------------|----------|----------|----------|----------|----------|----------|
| 2020 | 1 | 0 | 0 | 0.0 | 0 | 0 | 0 | 0 | 0 | 0 |
| 2021 | 1 | 1 | 6 | 0.0 | 0 | 0 | 0 | 0 | 0 | 0 |
| Totals | 2 | 1 | 6 | 0.0 | 0 | 0 | 0 | 0 | 0 | 0 |

Fulton's Regular Season Single-Game Highs:

Tackles - 9 at Cleveland (9/24/23)

Sacks - 1 at Minnesota (9/27/20)

Interceptions - 1 (Four times, last at Houston, 10/30/22)

Fumble Recoveries - 1 at Indianapolis (10/2/22)

Fulton's Playoff Single-Game Highs:

Tackles - 6 vs. Cincinnati (1/22/22)

#21 • CB ROGER MCCREARY

5-11, 190, 2nd Year, Auburn

[Click for complete bio](#)

Cornerback **Roger McCreary** completed his second NFL season in 2023. He was selected by the Titans in the second round (35th overall) of the 2022 NFL Draft.

In his first two seasons, McCreary's totals included two interceptions and 170 tackles in 32 games (28 starts). His 170 tackles from 2022 to 2023 made up the NFL's third-highest total among cornerbacks, trailing only Buffalo's **Taron Johnson** (187) and Kansas City's **L'Jarius Sneed** (186).

In 2023, McCreary ranked third on the team and led all Titans defensive backs with 86 tackles. Among all NFL cornerbacks, his 86 tackles tied Las Vegas' **Nate Hobbs** for the third-highest total behind Johnson (98) and Indianapolis' **Kenny Moore II** (93). McCreary added one interception, six passes defended, two sacks, four quarterback pressures, seven tackles for loss and one forced fumble.

As a rookie, McCreary was one of three players on the team to start all 17 games (**Kevin Byard**, **Aaron Brewer**), and he became the first Titans rookie cornerback since **Adoree' Jackson** in 2017 to start every game. Only two other rookie cornerbacks in the NFL—Seattle's **Tariq Woolen** and the New York Jets' **Sauce Gardner**—started all 17 games in 2022. McCreary finished third on the Titans defense with 85 tackles, ranked second on the defense with eight passes defended, and added one interception, two tackles for loss and one quarterback pressure.

During four seasons at Auburn (2018-21), McCreary appeared in 43 games with 23 starts and posted 135 tackles, five interceptions, 35 passes defended, 10 stops for loss, a forced fumble and two fumble recoveries.

As a senior in 2021, McCreary started 12 games at cornerback for the Tigers and collected a career-best 49 tackles, an interception, a sack, two stops for loss and a team-best 16 passes defended. He was a first-team All-America selection by The Athletic, Associated Press, ESPN and Reese's Senior Bowl.

As a junior in 2020, he established career highs with three interceptions and seven tackles for loss.

McCreary is a native of Mobile, Ala.



2023 Game Notes:

- **Against the Los Angeles Chargers (9/17)**, posted six tackles, including a tackle for loss.
- **At Cleveland (9/24)**, finished second on the defense with 10 tackles, including a sack. He notched his first career sack by dropping Deshaun Watson for an eight-yard loss in the third quarter. He also totaled two quarterback pressures.
- **Against Cincinnati (10/1)**, credited with six tackles, including a tackle for loss.
- **At Indianapolis (10/8)**, totaled eight tackles with a sack and a forced fumble. In the second quarter, he was credited with a 17-yard sack and his first career forced fumble against Anthony Richardson.
- **Against Baltimore (10/15)**, registered one tackle and one quarterback pressure.
- **Against Atlanta (10/29)** and **at Pittsburgh (11/2)**, he was inactive with a hamstring injury.
- **At Tampa Bay (11/12)**, intercepted a pass by Baker Mayfield and returned the ball 18 yards in the first quarter. It was his second career interception and his first in 2023. He added five tackles.
- **At Jacksonville (11/19)**, tallied four tackles.
- **Against Carolina (11/26)**, totaled four tackles, including a tackle for loss, and added one pass defended.
- **Against Indianapolis (12/3)**, totaled five tackles and added a pass defended.
- **At Miami (12/11)**, tied for second on the defense with seven tackles and added a pass defended. He helped limit the NFL's top-ranked passing offense to 208 net passing yards.
- **Against Houston (12/17)**, totaled seven tackles, one tackle for loss and one pass defended.
- **Against Seattle (12/24)**, ranked second on the defense with seven tackles.
- **At Houston (12/31)**, totaled seven tackles, including two tackles for loss.
- **Against Jacksonville (1/7)**, ranked second on the defense with nine tackles and added a pass defended.

McCreary's Career Regular Season Statistics:

| Year | GP | GS | Tackle | Sack | QBP | TFL | Int | PD | FF | FR |
|---------------|-----------|-----------|------------|------------|----------|----------|----------|-----------|----------|----------|
| 2022 | 17 | 17 | 85 | 0.0 | 1 | 2 | 1 | 8 | 0 | 0 |
| 2023 | 15 | 11 | 86 | 2.0 | 4 | 7 | 1 | 6 | 1 | 0 |
| Totals | 32 | 28 | 170 | 2.0 | 5 | 9 | 2 | 14 | 1 | 0 |

McCreary's Regular Season Single-Game Highs:

- Tackles** - 11 at Buffalo (9/19/22)
- Sacks** - 1 (Twice, last at Indianapolis, 10/8/23)
- Interceptions** - 1 (Twice, last at Tampa Bay, 11/12/23)
- Passes Defended** - 2 at L.A. Chargers (12/18/22)



#0 • CB SEAN MURPHY-BUNTING

6-0, 195, 5th Year/1st with Titans, Central Michigan
[Click for complete bio](#)



Cornerback **Sean Murphy-Bunting** completed his fifth NFL season and his first campaign with the Titans in 2023. He was signed by the Titans as an unrestricted free agent on March 21, 2023.

In 2023, Murphy-Bunting led the Titans defense with two interceptions. It marked his third career season with at least two interceptions (2019, 2022-23). His 57 tackles made up the second-highest total of his career (66 in 2020), and his eight passes defended matched his career high (2019). With a career-high two forced fumbles, he was one of only six NFL cornerbacks in 2023 to tally at least two interceptions and two forced fumbles (**Paulson Adebosin**, **Darrious Williams**, **Christian Benford**, **Tre Brown** and **Ja'Quan McMillian**). He added three quarterback pressures, three tackles for loss and one fumble recovery.

Murphy-Bunting joined the Titans after spending his first four NFL seasons (2019-22) with the Tampa Bay Buccaneers, who selected him in the second round (39th overall) of the 2019 NFL Draft. During his four years in Tampa Bay, he played 53 games, including 36 starts, and totaled 188 tackles, six interceptions, 21 passes defended, one sack and one fumble recovery.

In 2022, he accounted for 31 tackles, two interceptions and seven passes defended for a unit that ranked ninth in yards allowed, ninth in pass yards allowed and sixth in third-down defense.

He also appeared in six playoff games with the Buccaneers, including a win in Super Bowl LV. During the Buccaneers' championship run, he tallied three postseason interceptions—one in each of his first three playoff games.

The Macomb, Mich., native played three seasons at Central Michigan University. Over his collegiate career, he tallied 104 tackles, seven interceptions, 15 passes defended, four forced fumbles and a fumble recovery. During his junior season (2018), he earned all-conference honors and was named the Chippewas' Defensive Player of the Year.

2023 Game Notes:

- **At New Orleans (9/10)**, posted six tackles and a forced fumble in his Titans debut. He was credited with a forced fumble on a carry by Jamaal Williams in the fourth quarter, but Williams recovered the ball.
- **Against the Los Angeles Chargers (9/17)**, led the team and set a new career high with three passes defended. He added five tackles.
- **At Cleveland (9/24)**, totaled six tackles, one forced fumble and one fumble recovery. In the first quarter, he forced wide receiver Elijah Moore to fumble and then recovered the ball to give the Titans possession at Cleveland's 17-yard line. The takeaway resulted in a field goal. He tallied his sixth career forced fumble (second of 2023) and his second career fumble recovery (first of 2023).
- **Against Cincinnati (10/1)**, credited with five tackles.
- **At Indianapolis (10/8)**, posted four tackles and added a quarterback pressure.
- **Against Baltimore (10/15)**, intercepted a Lamar Jackson pass in the third quarter. It was his seventh career interception and his first as a member of the Titans. His interception and 10-yard return gave the Titans possession at Baltimore's 25-yard line, leading to a touchdown. He added three tackles.
- **Against Atlanta (10/29)**, registered two tackles.
- **At Pittsburgh (11/2)**, contributed one tackle before exiting the game in the first quarter with a thumb injury.
- **At Tampa Bay (11/12)** and **at Jacksonville (11/19)**, he was inactive with a thumb injury.
- **Against Carolina (11/26)**, returned to the lineup after a two-game absence due to injury. He collected three tackles and one pass defended.
- **Against Indianapolis (12/3)**, totaled five tackles and a quarterback pressure.
- **At Miami (12/11)**, tied for second on the team with seven tackles, including two tackles for loss. He added one pass defended while helping to limit the NFL's top-ranked passing offense to 208 net passing yards.
- **Against Houston (12/17)**, posted one tackle before leaving the game in the second half with a hip injury.
- **Against Seattle (12/24)**, he was inactive with a hip injury.
- **At Houston (12/31)**, posted one tackle and one pass defended.
- **Against Jacksonville (1/7)**, produced one interception, eight tackles and one tackle for loss. In the second quarter, he intercepted his second

2023 RECAP

DRAFT

TEAM NOTES

PLAYER NOTES

STATISTICS

ROSTERS



pass of the season, picking off Trevor Lawrence. The play gave him his second consecutive season with a pair of interceptions after accomplishing the feat in 2022 as a member of the Tampa Bay Buccaneers.

Murphy-Bunting's Career Regular Season Statistics:

| Year | Team | GP | GS | Tackle | Sack | QBP | TFL | Int | PD | FF | FR |
|-------------------|------|-----------|-----------|------------|------------|-----------|----------|----------|-----------|----------|----------|
| 2019 | TB | 16 | 10 | 43 | 1.0 | 1 | 1 | 3 | 8 | 1 | 0 |
| 2020 | TB | 16 | 13 | 66 | 0.0 | 5 | 3 | 1 | 3 | 1 | 1 |
| 2021 | TB | 9 | 8 | 42 | 0.0 | 0 | 1 | 0 | 3 | 1 | 0 |
| 2022 | TB | 12 | 5 | 27 | 0.0 | 1 | 1 | 2 | 7 | 1 | 0 |
| 2023 | Ten | 14 | 14 | 57 | 0.0 | 3 | 3 | 2 | 8 | 2 | 1 |
| NFL Totals | | 67 | 50 | 235 | 1.0 | 10 | 9 | 8 | 29 | 6 | 2 |

Murphy-Bunting's Career Postseason Statistics:

| Year | Team | GP | GS | Tackle | Sack | QBP | TFL | Int | PD | FF | FR |
|-----------------------|------|----------|----------|-----------|------------|----------|----------|----------|----------|----------|----------|
| 2020 | TB | 4 | 4 | 19 | 0.0 | 0 | 1 | 3 | 5 | 0 | 0 |
| 2021 | TB | 1 | 0 | 4 | 0.0 | 0 | 0 | 0 | 0 | 0 | 1 |
| 2022 | TB | 1 | 1 | 6 | 0.0 | 0 | 0 | 0 | 0 | 0 | 0 |
| Playoff Totals | | 6 | 5 | 29 | 0.0 | 0 | 1 | 3 | 5 | 0 | 1 |

Murphy-Bunting's Regular Season Single-Game Highs:

- Tackles** - 10 vs. L.A. Rams (11/23/20)
- Interceptions** - 1 (Eight times, last vs. Jacksonville, 1/7/24)
- Passes Defensed** - 3 vs. L.A. Chargers (9/17/23)
- Forced Fumble** - 1 (Five times, last at Cleveland, 9/24/23)
- Fumble Recovery** - 1 (Twice, last at Cleveland, 9/24/23)

Murphy-Bunting's Playoff Single-Game Highs:

- Tackles** - 6 (Three times, last vs. Dallas, 1/16/23)
- Interceptions** - 1 (Three times, last at Green Bay, 1/24/21)
- Passes Defensed** - 2 at New Orleans (1/17/21)

MORE TITANS CORNERBACKS

23 - CB TRE AVERY

5-11, 181, 2nd Year, Rutgers

- Tre Avery was signed by the Titans as a rookie free agent on May 13, 2022.
- In 2022, Avery appeared in 14 games with three starts as a rookie. He led the team with nine passes defensed, a total that ranked sixth in the NFL among all rookies. He also contributed 23 tackles, one tackle for loss, six special teams tackles and one fumble recovery on coverage units.
- In four seasons at Rutgers (2018-21), Avery appeared in 35 games with 22 starts. He totaled 92 career tackles, 4.5 tackles for loss, one sack, four interceptions, 17 passes defensed and one forced fumble. He added eight kick returns for 169 yards.
- As a senior in 2021, he appeared in 12 games with nine starts and tallied a career-high-tying 37 tackles to go along with 1.5 tackles for loss, one interception and six passes defensed.
- As a junior in 2020, he started all nine games and recorded career-bests with 37 tackles, two tackles for loss and a team-high-tying eight passes defensed. He also had an interception and was named third-team All-Big Ten by the league's coaches and media.



- Transferred to Rutgers in 2017 from Toledo, where he did not appear in a game.
- He is a native of Baltimore, Md.


2023 Game Notes:

- In 2023, he participated in 15 games with two starts. His totals included 31 tackles, two tackles for loss, two passes defensed and two special teams tackles.
- **Against the Los Angeles Chargers (9/17)**, tied for second place on the team with a career-high eight tackles, including a tackle for loss. He added a pass defensed.
- **At Miami (12/11)**, started and recorded five tackles on defense, helping to limit the NFL's top-ranked passing offense to 208 net yards. He also led the team with two special teams tackles.

3 - CB CALEB FARLEY

6-2, 197, 3rd Year, Virginia Tech

- Caleb Farley was selected by the Titans in the first round (22nd overall) of the 2021 NFL Draft.
- In 2022, Farley appeared in nine games with one start before landing on injured reserve to conclude the campaign. He totaled 10 tackles.
- Farley appeared in three games with one start during his rookie season. He finished with four tackles and one pass defensed before his season came to a premature end due to a knee injury. He spent the remainder of the season on injured reserve.
- Farley played two seasons at Virginia Tech, appearing in 24 games with 23 starts. His career totals included six interceptions, 25 passes defensed, 56 tackles, one sack, two quarterback hits and seven kickoff returns for 152 yards (21.7 avg.).
- In 2019, he started all 11 games in which he appeared for the Hokies and was named first team All-ACC after leading the conference with 16 passes defensed. His four interceptions tied for second place in the conference. He also totaled 20 tackles and a quarterback hit.
- Farley redshirted as a wide receiver in 2017 and then began playing cornerback for the first time in his redshirt freshman campaign in 2018. He continued playing for the Hokies in 2019 and then opted out of the 2020 campaign due to COVID-19 concerns.
- He is a native of Maiden, N.C.



2023 Game Notes:

- He was placed on reserve/physically unable to perform on Aug. 29, 2023. He returned to practice on Dec. 20 but was not activated to the 53-man roster.

33 - DB ERIC GARROR

5-8, 174, Rookie, Louisiana-Lafayette

- Eric Garror (last name pronounced "GAIR-er") was signed by the Titans as a rookie free agent on May 15, 2023 after a rookie camp tryout.
- In four seasons at Louisiana-Lafayette (2018-22), he appeared in 62 games and recorded 129 tackles, three tackles for loss, 35 passes defensed, one sack and nine interceptions. He also returned 93 punts for 778 yards and three touchdowns.
- As a graduate in 2022, he played in 13 games and recorded 26 tackles, two interceptions and eight passes defense. He returned 26 punts for 392 yards and two touchdowns, ranking third in the nation with an average of 15.1 yards per punt return. He also returned three kickoffs for 51 yards. He was a first-team All-Sun Belt Conference selection.
- As a senior in 2021, he appeared in 14 games and tallied 23 tackles, two interceptions and nine passes defensed. He also returned 24 punts for 139 yards and three kickoffs for 38 yards. He earned second-team All-Sun Belt Conference honors.
- He is a native of Mobile, Ala.



2023 Game Notes:

- In 2023, he began the season on the practice squad and was then signed to the 53-man roster on Oct. 28. He appeared in 12 games with four starts and led all Titans defensive rookies in defensive snaps (329), tackles (22) and passes defensed (two). He also led the team in punt returns, totaling 159 yards on 21 returns (7.6 avg.).
- **Against the Los Angeles Chargers (9/17)**, made his NFL debut.
- **Against Atlanta (10/29)**, registered his first career start in the nickel



defensive package and registered four tackles. He also served as the team's punt returner, totaling 32 yards on five returns for a 6.4-yard average. In the first quarter, he gained 15 yards on his first career punt return.

➤ **Against Atlanta (10/29)**, registered his first career start in the nickel defensive package and registered four tackles. He also served as the team's punt returner, totaling 32 yards on five returns for a 6.4-yard average. In the first quarter, he gained 15 yards on his first career punt return.

➤ **At Tampa Bay (11/12)**, posted five tackles, including a tackle for loss, and a quarterback pressure. He also totaled 23 yards on three punt returns, including a 15-yarder.

➤ **Against Indianapolis (12/3)**, returned four punts for 36 yards (9.0 avg.), including a long return of 15 yards.

40 - CB ANTHONY KENDALL

5-10, 177, Rookie, Baldwin Wallace

➤ Anthony Kendall was signed by the Titans as a rookie free agent on May 12, 2023.

➤ In five seasons at Baldwin Wallace University (2018-22), he appeared in 31 games and recorded 127 tackles, 20 pass breakups, six interceptions, one forced fumble and one sack.

➤ As a graduate in 2022, Kendall started in 10 games and led the Yellow Jackets and the OAC with a career-high 12 pass breakups. He also had a career-high three interceptions, recorded a career-high 56 tackles and added four tackles for loss, his first career forced fumble and first career sack. He was named the 2022 Lee J. Tressel Ohio Athletic Conference Defensive Back of the Year. He also was selected as an American Football Coaches Association, Associated Press and D3football.com second-team All-American and an All-OAC first-team selection.

➤ As a senior in 2021, he appeared in seven games and recorded 11 tackles, two tackles for loss and one pass breakup.

➤ He is a native of Port Richey, Fla.



2023 Game Notes:

➤ In 2023, he appeared in 16 games and tied for the team lead with nine special teams tackles. He was one of three NFL rookies in 2023 with nine or more special teams tackles, along with Tampa Bay's **Josh Hayes** (14) and Seattle's **Jerrick Reed II** (nine).

➤ **At New Orleans (9/10)**, led the team with three total special teams tackles in his NFL debut.



TITANS SAFETIES

| No. | Name | Ht | Wt | Exp | College |
|-----|--------------------|------|-----|-----|------------------|
| 44 | Brown, Mike | 6-1 | 215 | 1 | Miami (Ohio) |
| 38 | Edmunds, Terrell | 6-1 | 217 | 6 | Virginia Tech |
| 37 | Hooker, Amani (IR) | 5-11 | 210 | 5 | Iowa |
| 39 | Jackson, Matthew | 6-1 | 209 | R | Eastern Kentucky |
| 24 | Molden, Elijah | 5-10 | 192 | 3 | Washington |
| 35 | Wallace, K'Von | 5-11 | 205 | 4 | Clemson |

#37 • S AMANI HOOKER

5-11, 210, 5th Year, Iowa

[Click for complete bio](#)



Safety **Amani Hooker** completed his fifth NFL season in 2023. He was selected by the Titans in the fourth round (116th overall) of the 2019 NFL Draft.

During his first five seasons, Hooker's totals included seven interceptions, 22 passes defended, and 245 tackles in 66 games (37 starts). Only **Kevin Byard** had more interceptions for the team from 2019 through 2023.

In 2023, Hooker played in 13 games and recorded a career-high 13 starts. He also established a career high with 80 tackles, which ranked fourth on the defense, and added one interception, seven passes defended, two quarterback pressures and three tackles for loss. He finished the campaign on injured reserve.

In 2022, Hooker was limited to nine games due to injuries. He contributed 46 tackles, one interception, three passes defended, one forced fumble, one fumble recovery, four quarterback pressures and one tackle for loss.

Hooker appeared in 12 games in 2021 with a career-high 12 starts. He totaled a career-best 62 tackles, one tackle for loss, one interception, four passes defended and one forced fumble. He added seven tackles and an interception in the team's divisional playoff contest.

In 2020, Hooker played 16 games with three starts. He tied **Malcolm Butler** for the team lead with four interceptions and ranked fourth on the team with seven special teams tackles. Additionally, he totaled one tackle for loss and eight passes defended.

As a rookie in 2019, Hooker played as a reserve safety in all 16 games and collected 13 tackles while ranking third on the team with eight special teams tackles.

During a three-year career at Iowa, Hooker played in 36 games with 19 starts and totaled 125 tackles, six interceptions, a sack, 3.5 tackles for loss and nine passes defended. He declared for the NFL Draft following his junior campaign.

Hooker is a native of Minneapolis, Minn.

2023 Game Notes:

➤ **At New Orleans (9/10)**, recorded two takeaways: a fumble recovery on kickoff coverage and an interception. His game totals also included four tackles, one tackle for loss and a team-high two passes defended. He forced and recovered a fumble on the opening kickoff of the game, stripping the ball from Rashid Shaheed to set up a field goal on the ensuing possession. It was Hooker's first career special teams forced fumble and special teams fumble recovery. It was the team's first time having a special teams forced fumble and recovery by the same player since Daren Bates did so on kickoff coverage against the Jacksonville Jaguars on Nov. 24, 2019. Hooker notched his seventh career interception when he picked off a pass by Derek Carr to end a Saints drive late in the first half. He returned the ball 10 yards.

➤ **Against the Los Angeles Chargers (9/17)**, he was inactive due to injury.

➤ **At Cleveland (9/24)**, led the team with 11 total tackles.

➤ **Against Cincinnati (10/1)**, posted five tackles, one tackle for loss and one pass defended.



- **At Indianapolis (10/8)**, registered four tackles.
- **Against Baltimore (10/15)**, totaled seven tackles, one tackle for loss and one special teams tackle.
- **Against Atlanta (10/29)**, tied for third on the team with seven tackles and added a pass defended. He also converted a fake punt for a first down with a two-yard rushing attempt on fourth-and-one in the first quarter.
- **At Pittsburgh (11/2)**, tied for second on the team with seven tackles.
- **At Tampa Bay (11/12)**, recorded five tackles.
- **At Jacksonville (11/19)**, posted four tackles.
- **Against Carolina (11/26)**, led the defense with 10 tackles and added one tackle on special teams. He was credited with the game-sealing tackle late in the fourth quarter, dropping DJ Chark for no gain on fourth down.
- **Against Indianapolis (12/3)**, posted three tackles, a team-high two passes defended and added a special teams tackle. On a two-point attempt by the Colts in the third quarter, he picked off a pass from Gardner Minshew II and ran the ball to the opposite end zone for a defensive two-point conversion, scoring his first career points. It was the first defensive two-point conversion in franchise history and the NFL's first defensive two-point conversion since Nov. 29, 2021, when Seattle's Rasheem Green accomplished the feat against Washington.
- **At Miami (12/11)**, posted five tackles and one pass defended while helping to limit the NFL's top-ranked passing offense to 208 net passing yards.
- **Against Houston (12/17)**, tied for second on the defense with eight tackles.
- Placed on injured reserve on Dec. 22, 2023.

Hooker's Career Regular Season Statistics:

| Year | GP | GS | Tackle | Sack | QBP | TFL | Int | PD | FF | FR |
|---------------|-----------|-----------|------------|------------|----------|----------|----------|-----------|----------|----------|
| 2019 | 16 | 0 | 13 | 0.0 | 0 | 0 | 0 | 0 | 0 | 0 |
| 2020 | 16 | 3 | 44 | 0.0 | 0 | 1 | 4 | 8 | 0 | 0 |
| 2021 | 12 | 12 | 62 | 0.0 | 0 | 1 | 1 | 4 | 1 | 0 |
| 2022 | 9 | 9 | 46 | 0.0 | 4 | 1 | 1 | 3 | 1 | 1 |
| 2023 | 13 | 13 | 80 | 0.0 | 2 | 3 | 1 | 7 | 0 | 0 |
| Totals | 66 | 37 | 245 | 0.0 | 6 | 6 | 7 | 22 | 2 | 1 |

Hooker's Career Postseason Statistics:

| Year | GP | GS | Tackle | Sack | QBP | TFL | Int | PD | FF | FR |
|---------------|----------|----------|-----------|------------|----------|----------|----------|----------|----------|----------|
| 2019 | 3 | 0 | 3 | 0.0 | 0 | 0 | 0 | 0 | 0 | 0 |
| 2020 | 1 | 0 | 0 | 0.0 | 0 | 0 | 0 | 0 | 0 | 0 |
| 2021 | 1 | 1 | 7 | 0.0 | 0 | 0 | 1 | 2 | 0 | 0 |
| Totals | 5 | 1 | 10 | 0.0 | 0 | 0 | 1 | 2 | 0 | 0 |

Hooker's Regular Season Single-Game Highs:

- Tackles** - 12 at L.A. Rams (11/7/21)
- Interceptions** - 1 (Seven times, last at New Orleans, 9/10/23)
- Passes Defended** - 2 (Three times, last vs. Indianapolis, 12/3/23)

Hooker's Playoff Single-Game Highs:

- Tackles** - 7 vs. Cincinnati (1/22/22)
- Interceptions** - 1 vs. Cincinnati (1/22/22)
- Passes Defended** - 2 vs. Cincinnati (1/22/22)

#24 • DB ELIJAH MOLDEN

5-10, 192, 3rd Year, Washington
[Click for complete bio](#)



Defensive back **Elijah Molden** completed his third NFL season in 2023. He was selected by the Titans in the third round (100th overall) of the 2021 NFL Draft.

From 2021 to 2023, Molden participated in 33 games with 16 starts. His totals included 137 tackles, two interceptions, eight passes defended, two forced fumbles and two fumble recoveries. He returned each of his first two career interceptions for a touchdown.

In 2023, Molden gained experience at safety after spending the majority of his previous time as a slot defender. He appeared in 15 games and registered a career-high eight starts. His 72 tackles also established a career high, and he added an interception for a touchdown, four quarterback pressures, one tackle for loss, four passes defended, one forced fumble and one fumble recovery.

In 2022, Molden was limited by injuries to two games and one start. He totaled five tackles, one quarterback pressure and one tackle for loss before his second stint on injured reserve ended his season.

As a rookie in 2021, Molden appeared in 16 games with seven starts. He ranked fifth on the team and first among Titans rookies with 60 tackles and registered one interception for a touchdown. He was one of six rookie defensive backs with at least 60 tackles and one interception. Additionally, he contributed six quarterback pressures, three tackles for loss, four passes defended, one forced fumble, one fumble recovery and two stops on special teams. In the team's divisional playoff contest, he started and registered two tackles.

Prior to arriving in Tennessee, Molden totaled 153 tackles, five interceptions, 25 passes defended, four forced fumbles and two fumble recoveries in 44 games at the University of Washington. He earned first team All-Pac-12 honors on defense as a junior and senior and was named second team All-Pac-12 as an all-purpose/special teams player as a sophomore.

In 2020, Washington's football season was limited to four games due to the COVID-19 pandemic. Molden started all four contests and finished third on the squad with 26 tackles to go with one interception and two passes defended.

In 2019, Molden set career highs with a team-high 79 tackles, four interceptions and three forced fumbles with the Huskies.

He is a native of West Linn, Oregon.

2023 Game Notes:

- **At New Orleans (9/10)**, tied for the team lead with eight tackles and added a pass defended in his first regular-season action since Nov. 27, 2022. His eight tackles tied his career high.
- **Against the Los Angeles Chargers (9/17)**, posted four tackles and added a stop on special teams.
- **At Cleveland (9/24)**, tallied four tackles, including a tackle for loss.



- **Against Cincinnati (10/1)**, he was inactive with a hamstring injury.
- **At Indianapolis (10/8)**, notched three tackles and added a quarterback pressure.
- **Against Baltimore (10/15)**, he was inactive with a hamstring injury.
- **Against Atlanta (10/29)**, started at safety and tied for third on the defense with seven tackles.
- **At Pittsburgh (11/2)**, registered five tackles.
- **At Tampa Bay (11/12)**, ranked second on the team and tied his career high with eight tackles.
- **At Jacksonville (11/19)**, posted five tackles and a quarterback pressure.
- **Against Carolina (11/26)**, tallied four tackles.
- **Against Indianapolis (12/3)**, posted two tackles and a fumble recovery. In the second quarter, he recovered a fumble by quarterback Gardner Minshew II to notch his second career fumble recovery and his first fumble recovery in 2023.
- **Against Houston (12/17)**, recorded an interception for a touchdown and tied for the team lead with two passes defended. He added three tackles. In the second quarter, he intercepted a Case Keenum pass and returned the ball 44 yards for a touchdown. It was his second career interception—both of which went for touchdowns. His first was a two-yard return for a score at Indianapolis on Oct. 31, 2021. Against Houston, he recorded the team's first interception return for a touchdown since Andrew Adams' 76-yarder against Indianapolis on Oct. 23, 2022.
- **Against Seattle (12/24)**, started at safety and totaled six tackles.
- **At Houston (12/31)**, credited with seven tackles and one forced fumble. In the third quarter, he registered his second career forced fumble on a reception by Nico Collins, but the ball went out of bounds.
- **Against Jacksonville (1/7)**, tallied six tackles and added a pass defended. In the third quarter, he dropped Zay Jones for a four-yard gain on fourth-and-seven to end a Jacksonville drive.

Molden's Career Regular Season Statistics:

| Year | GP | GS | Tackle | Sack | QBP | TFL | Int | PD | FF | FR |
|---------------|-----------|-----------|------------|------------|-----------|----------|----------|----------|----------|----------|
| 2021 | 16 | 7 | 60 | 0.0 | 6 | 3 | 1 | 4 | 1 | 1 |
| 2022 | 2 | 1 | 5 | 0.0 | 1 | 1 | 0 | 0 | 0 | 0 |
| 2023 | 15 | 8 | 72 | 0.0 | 4 | 1 | 1 | 4 | 1 | 1 |
| Totals | 33 | 16 | 137 | 0.0 | 11 | 5 | 2 | 8 | 2 | 2 |

Molden's Career Postseason Statistics:

| Year | GP | GS | Tackle | Sack | QBP | TFL | Int | PD | FF | FR |
|---------------|----------|----------|----------|------------|----------|----------|----------|----------|----------|----------|
| 2021 | 1 | 1 | 2 | 0.0 | 0 | 0 | 0 | 0 | 0 | 0 |
| Totals | 1 | 1 | 2 | 0.0 | 0 | 0 | 0 | 0 | 0 | 0 |

Molden's Regular Season Single-Game Highs:

- Tackles** - 8 (Five times, last at Tampa Bay, 11/12/23)
- Interceptions** - 1 (Twice, last vs. Houston, 12/17/23)
- Passes Defended** - 2 (Twice, last vs. Houston, 12/17/23)
- Forced Fumbles** - 1 (Twice, last at Houston, 12/31/23)
- Fumble Recoveries** - 1 vs. Miami (1/2/22)

Molden's Playoff Single-Game Highs:

- Tackles** - 2 vs. Cincinnati (1/22/22)

MORE TITANS SAFETIES

44 - S MIKE BROWN
6-1, 215, 1st Year, Miami (Ohio)

- Mike Brown was signed by the Titans off the practice squad of the Cleveland Browns on Jan. 2, 2023.
- With the Titans in 2022, he was inactive for the only game he was on the 53-man roster.
- Brown originally signed with the Minnesota Vikings as a rookie free agent on May 1, 2022. He spent training camp with the Vikings before being released. After a stint on Green Bay's practice squad, he rejoined the Vikings practice squad on Oct. 5, was released on Oct. 18, and then joined the Browns on Oct. 25. He appeared in three games with the Browns and registered one special teams tackle.
- During his career at the Miami University (Ohio), he played in 54 games, tallying 196 total tackles, 15.5 tackles for loss and four interceptions.
- As a senior in 2021, he appeared in 13 games and posted a career high in tackles (64), tackles for loss (9.5) and sacks (1.5).
- He is a native of Grand Rapids, Mich.



2023 Game Notes:

- In 2023, Brown appeared in nine contests with one start. He produced seven tackles and one pass defended.
- Placed on injured reserve on Sept. 26, 2023.
- Activated from injured reserve on Nov. 18, 2023.
- **At Jacksonville (11/19)**, set a career high with two total tackles on defense.
- **Against Seattle (12/24)**, registered his first NFL start at safety and totaled a career-high four tackles.

38 - S TERRELL EDMUNDS
6-1, 217, 6th Year, Virginia Tech



- The Titans acquired Terrell Edmunds in a trade with the Philadelphia Eagles on Oct. 23, 2023.
- Prior to joining the Titans, Edmunds joined the Eagles as an unrestricted free agent during the 2023 offseason. He appeared in seven games for the Eagles before being dealt to the Titans.
- Edmunds spent the first five seasons of his NFL career with the Pittsburgh Steelers, amassing 405 tackles, five sacks, five interceptions, 15 tackles for loss, 26 passes defended and a fumble recovery.
- In 2022, he started 15 games at safety for the Steelers and totaled 70 tackles, two sacks, five passes defended and three tackles for loss.
- He was originally selected by the Steelers in the first round (28th overall) of the 2018 NFL Draft.
- In three collegiate seasons at Virginia Tech (2015-17), he appeared in 37 games with 31 starts. He totaled 196 tackles, 14 passes defended, 6.5 tackles for loss and six interceptions with the Hokies.
- A native of Danville, Va., he is one of three brothers to play in the NFL along with running back Trey Edmunds and linebacker Tremaine Edmunds.

2023 Game Notes:

- In 2023, Edmunds appeared in nine games with one start for the Titans after totaling three starts in seven games with the Eagles. As a member of the Titans, he tallied 15 tackles, 2.5 sacks, five quarterback pressures, two tackles for loss, one interception and two passes defended. He also tied for fourth place on the Titans with five special teams tackles.
- **Against Atlanta (10/29)**, recorded one tackle at safety and one stop on special teams in his Titans debut.
- **At Pittsburgh (11/2)**, notched his first start as a member of the Titans and totaled four tackles.
- **At Jacksonville (11/19)**, tallied four tackles, including a sack, and added a stop on special teams. In the second quarter, he was credited with a one-yard sack of Trevor Lawrence after he forced the quarterback out of bounds. It was his first sack of the season and the sixth sack of his career.
- **Against Houston (12/17)**, produced a 10-yard sack of Davis Mills on the final play of regulation to help force overtime. It was his seventh career sack and his second sack with the Titans in 2023.
- **Against Seattle (12/24)**, teamed with Denico Autry on a sack of Geno Smith for no gain in the first quarter. The sack, which was on third down to help force a punt, improved his 2023 total to a career-best 2.5 sacks. He totaled two quarterback pressures and added a pass defended.
- **Against Jacksonville (1/7)**, registered four tackles, one interception and one special teams tackle. In the second quarter, he recorded his first interception of the season and the sixth interception of his career, picking off a Trevor Lawrence pass. The takeaway led to a Titans touchdown on the ensuing possession. It was his first interception since 2021 as a member of the Pittsburgh Steelers.

39 - S MATTHEW JACKSON**6-1, 209, Rookie, Eastern Kentucky**

➤ Matthew Jackson was signed by the Titans as an undrafted free agent on May 12, 2023.

➤ Jackson appeared in 50 games with 27 starts over five seasons at Eastern Kentucky (2018-22). His totals there included 294 tackles, 27.5 tackles for loss, eight sacks, two interceptions, 14 passes defended, three forced fumbles and five fumble recoveries.



➤ As a graduate in 2022, he started in 10 games and led the team with 87 tackles. He added 7.5 tackles for loss, two sacks, four passes defended, one forced fumble and two fumble recoveries. He was named a third-team Stats Perform All-American, fourth-team Phil Steele/DraftScout All-American, Phil Steele first-team All-ASUN and an ASUN All-Conference selection.

➤ As a senior in 2021, started all 11 games and tied for the team high with 102 tackles, while also leading the squad with 11 tackles for loss and tallying a pair of interceptions. He was an ASUN All-Conference selection.

➤ A Nashville native, Jackson attended Hillsboro High School, where he was a team captain and the school's leading tackler as a senior in 2016. He was also a member of the track team, winning the city championship in the long jump.

2023 Game Notes:

➤ In 2023, Jackson spent time on the practice squad and on the 53-man roster for the Titans as a rookie. In 10 games, he recorded one tackle on defense and tied for fourth place on the team with five special teams tackles.

➤ **At New Orleans (9/10)**, made his NFL debut on special teams.

35 - S K'VON WALLACE**5-11, 205, 4th Year, Clemson**

➤ Claimed by the Titans off waivers from the Arizona Cardinals on Oct. 25, 2023.

➤ Entered the NFL as a fourth-round selection (127th overall) by the Philadelphia Eagles in the 2020 NFL Draft.

➤ Prior to joining the Titans, he appeared in 52 games with 12 starts during time with the Eagles (2020-22) and Cardinals (2023). During that span, he totaled 95 tackles, one interception, six passes defended and one fumble recovery.

➤ Following training camp in 2023, he was waived by the Eagles and claimed by Arizona, where he played seven games with five starts. His totals with the Cardinals included 43 tackles, one interception and four passes defended.

➤ In three seasons with the Eagles (2020-22), he appeared in 45 games with seven starts.

➤ Wallace was a captain and two-time national champion during his career at Clemson. From 2016 to 2019, he totaled 178 tackles, two sacks, five interceptions, 21 passes defended and two fumble recoveries for the Tigers.

**2023 Game Notes:**

➤ In 2023, Wallace appeared in 10 games with seven starts for the Titans after recording five starts in seven games with the Falcons. His 12 total starts in 2023 established a career high. As a member of the Titans, he posted 42 tackles, one quarterback pressure, two passes defended and four special teams tackles.

➤ **Against Atlanta (10/29)**, recorded one tackle on special teams in his Titans debut.

➤ **At Jacksonville (11/19)**, logged his first start in a Titans uniform, opening the contest at safety. He finished third on the team with six tackles.

➤ **Against Carolina (11/26)**, started and tied for second on the defense with eight tackles. He added a stop on special teams.

➤ **At Miami (12/11)**, tied for second on the defense with seven tackles while helping to limit the NFL's top-ranked passing offense to 208 net passing yards.

➤ **Against Houston (12/17)**, totaled four tackles and tied for the team lead with two passes defended.

➤ **At Houston (12/31)**, recorded a start at safety. He led the defense and set a career high with 11 total tackles.

➤ **Against Jacksonville (1/7)**, totaled four tackles at safety and also tied for the team lead with two special teams tackles.

**TITANS SPECIALISTS****PUNTERS**

| No. | Name | Ht | Wt | Exp | College |
|-----|-----------------------|------|-----|-----|----------------|
| 4 | Stonehouse, Ryan (IR) | 5-10 | 193 | 2 | Colorado State |
| 13 | Zentner, Ty | 6-2 | 199 | R | Kansas State |

KICKERS

| No. | Name | Ht | Wt | Exp | College |
|-----|------------|-----|-----|-----|---------|
| 6 | Folk, Nick | 6-1 | 225 | 16 | Arizona |

LONG SNAPPERS

| No. | Name | Ht | Wt | Exp | College |
|-----|-------------|-----|-----|-----|-----------|
| 46 | Cox, Morgan | 6-4 | 233 | 14 | Tennessee |

#46 • LS MORGAN COX**6-4, 233, 14th Year/3rd with Titans, Tennessee**[Click for complete bio](#)

Long snapper **Morgan Cox** completed his 14th NFL season and his third campaign with the Titans in 2023. He was signed by the Titans as an unrestricted free agent on March 19, 2021.

In 2023, Cox handled all of the team's long snapping duties for the third consecutive season. With 51 consecutive games played in his first three seasons with the Titans, he finished the 2023 campaign with the longest active streak of games played for the team. His efforts helped kicker **Nick Folk** lead the NFL in field goal accuracy (96.7 percent) and helped punter **Ryan Stonehouse** lead the NFL for a second consecutive season in gross punting average (53.1). He was also a finalist in 2023 for the NFL's Bart Starr Award.

In 2022, Cox was named to his fifth career Pro Bowl. He has more Pro Bowl appearances than any other player at his position since the league began naming long snappers to the Pro Bowl in 2004.

His steady play in 2022 helped Stonehouse, a rookie, lead the league and set a new NFL record with a 53.1-yard gross punting average. Stonehouse also finished fourth in the NFL and set a rookie record with a 44.0-yard net average. Meanwhile, kicker **Randy Bullock** made 17 of 20 field goals (85.0 percent) and made all 28 extra point attempts.

In 2021, Cox handled all of the team's long snapping duties in 17 regular season games and one postseason game. He helped Bullock finish ninth in franchise history with 120 points in a single season, including three game-winning field goals (Sept. 19 at Seattle, Oct. 31 at Indianapolis and Dec. 23 against San Francisco). He also snapped for punter **Brett Kern**, who had the league's third-best ratio of punts inside the 20 to touchbacks (18:1).

In his first 11 seasons, Cox appeared in 165 regular season games for the Baltimore Ravens, serving as the team's primary long snapper after entering the NFL as an undrafted free agent in 2010. He was selected to four Pro Bowls and was a part of five playoff teams in Baltimore, totaling 10 postseason games played.

In 2020, he earned his fourth career Pro Bowl selection. He helped kicker **Justin Tucker** record his fifth consecutive season with at least 130 points, tying the NFL record of consecutive seasons with 130-plus points. Tucker connected on 26 of 29 field goals (89.7 percent) and was 52 of 53 on extra points (98.1 percent). Cox also snapped on all 51 of **Sam Koch's** 51 punts, as Koch was the NFL's only punter to place at least 20 punts (22) inside in the 20-yard line and have no more than one touchback.

A native of Collierville, Tenn., Cox played 38 games in three seasons (2007-09) as the primary long snapper at the University of Tennessee.

2023 Game Notes:

➤ **At New Orleans (9/10)**, appeared in his 200th career regular-season game. He became the 11th active NFL player to do so and the third active long snapper to do so, joining Carolina's J.J. Jansen and Houston's Jon Weeks. He snapped for five field goals on five attempts by Nick Folk in the contest.

Cox's Career Regular Season Statistics:

| Year | Team | GP | GS | SpT Tackles |
|-------------------|------|------------|----------|-------------|
| 2010 | Bal | 15 | 0 | 1 |
| 2011 | Bal | 16 | 0 | 0 |
| 2012 | Bal | 16 | 0 | 2 |
| 2013 | Bal | 16 | 0 | 2 |
| 2014 | Bal | 7 | 0 | 0 |
| 2015 | Bal | 16 | 0 | 0 |
| 2016 | Bal | 16 | 0 | 2 |
| 2017 | Bal | 16 | 0 | 1 |
| 2018 | Bal | 16 | 0 | 1 |
| 2019 | Bal | 16 | 0 | 0 |
| 2020 | Bal | 15 | 0 | 2 |
| 2021 | Ten | 17 | 0 | 1 |
| 2022 | Ten | 17 | 0 | 1 |
| 2023 | Ten | 17 | 0 | 1 |
| NFL Totals | | 216 | 0 | 14 |

Cox's Career Postseason Statistics:

| Year | Team | GP | GS | SpT Tackles |
|-----------------------|------|-----------|----------|-------------|
| 2011 | Bal | 2 | 0 | 0 |
| 2012 | Bal | 4 | 0 | 0 |
| 2018 | Bal | 1 | 0 | 0 |
| 2019 | Bal | 1 | 0 | 0 |
| 2020 | Bal | 2 | 0 | 0 |
| 2021 | Ten | 1 | 0 | 0 |
| Playoff Totals | | 11 | 0 | 0 |

#6 • K NICK FOLK

6-1, 225, 16th Year/1st with Titans, Arizona

[Click for complete bio](#)

Kicker **Nick Folk** completed his 16th NFL season and his first campaign with the Titans in 2023. He was acquired by the Titans in a trade with the New England Patriots on Aug. 29, 2023.

At the conclusion of the 2023 campaign, Folk's 382 career field goals ranked fourth among all active kickers behind only **Matt Prater** (401), **Mason Crosby** (400) and **Justin Tucker** (395), and Folk's number also ranked 19th in NFL history. His 1,632 total points scored ranked 23rd in league annals. Among all active NFL players at the conclusion of 2023, Folk's 228 career games ranked 10th.

Through 2023, Folk carried an all-time NFL-record streak of 78 consecutive field goals from under 40 yards—a streak going back to 2017. Tucker previously owned the record with 70 straight under-40-yarders from 2016 to 2020.

In his first season in Tennessee, Folk appeared in all 17 games and made 29 field goals on 30 attempts. His career-best 96.7 percent accuracy on field goals led the NFL and tied for the 14th-best single-season mark in NFL history. It also established a new franchise record for a single season, breaking the record of 92.3 percent by **Al Del Greco** (1998) and **Rob Bironas** (2010). Folk's initial season with the Titans also included 28 extra points on 30 attempts. His 115 total points tied for the 13th-best single-season total in franchise history.

In his first 15 NFL seasons prior to joining the Titans, Folk spent time with the Dallas Cowboys (2007-09), New York Jets (2010-2016), Tampa Bay Buccaneers (2017) and Patriots (2019-22). During that time, he connected on 82.9 percent (353 of 426) of his field goal attempts and 96.8 percent of his extra point attempts (458 of 473). He had 10 seasons with at least 100 points, including a league-leading 150 points in 2021 with the Patriots. He registered 11 game-winning field goals in the regular season and one in postseason play.

Over his four years with New England, Folk made 108 of his 121 field goal attempts (89.3 percent) in 57 games. He departed the Patriots in fifth place on the New England all-time field goal list and tied for seventh place on the franchise's all-time scoring list with 440 total points.

In 2022, he played in all 17 games for New England and totaled 128 points on 32-of-37 field goal attempts. He was also 32-of-35 on extra points. Folk became one of six all-time NFL players to have at least five seasons with 30 field goals, joining Tucker (eight), **Stephen Gostkowski** (five), **Robbie Gould** (five), **John Carney** (five) and **David Akers** (five).

Folk established the NFL record for consecutive field goals made under 50 yards with a streak of 64 such kicks from Oct. 5, 2017 to Oct. 16,



2022. He broke the record (56 consecutive) set by **Ryan Succop** of the Titans from 2014 to 2017.

While with the Patriots, he also set the franchise mark for consecutive field goals made (36) during a streak that spanned from 2020 to 2021 and posted the third-highest field goal percentage for a season by a Patriot in 2020 (92.9).

Folk entered the NFL as a sixth-round selection by the Dallas in the 2007 NFL Draft. As a rookie for the Cowboys, he earned a Pro Bowl selection and all-rookie honors.

A native of Sherman Oaks, Calif., Folk attended the University of Arizona, where he earned All-PAC 10 accolades in his final season.

2023 Game Notes:

- **At New Orleans (9/10)**, made his Titans debut and tied his career high with five field goals. It was his sixth career game with five field goals and the fifth occasion in which he connected on five field goals without a miss. He made a 50-yard field goal to cap the Titans' opening possession and a 27-yarder to end their second drive. In the second quarter, he booted a 31-yard field goal, and he added both a 45-yarder and a 29-yarder in the fourth quarter. He became the first Titans kicker with five field goals in a game since Stephen Gostkowski made six at Minnesota on Sept. 27, 2020. It was his 19th career game with four or more field goals.
- **Against the Los Angeles Chargers (9/17)**, made both field goal attempts, including a 33-yarder as time expired in the first half and a 41-yard, game-winning field goal in overtime. The latter was the 13th game-winning field goal of his career, including 12 in the regular season and one game-winner in the postseason. It was the organization's 54th all-time game winning field goal and the team's first since Randy Bullock's 44-yarder to beat the San Francisco 49ers on Dec. 23, 2021.
- **At Cleveland (9/24)**, made a 44-yard field goal in the second quarter to improve his streak to 16 consecutive field goals made.
- **Against Cincinnati (10/1)**, made both of his field goal attempts (53 and 35 yards) and all three of his extra point attempts. His 53-yard field goal in the first quarter was the team's longest since a 53-yarder by Stephen Gostkowski at Jacksonville on Dec. 13, 2020. He improved his active streak to 18 consecutive field goals made, giving him his fourth career streak in which he made at least 18 field goals in a row (36 from 2020-21; 23 in 2013; 19 from 2010-11). His 35-yarder was his 65th consecutive field goal on attempts from less than 40 yards.
- **At Indianapolis (10/8)**, made all three field goals (27, 53 and 34 yards) and his only extra point attempt. His 53-yarder in the second quarter was his seventh consecutive made field goal from 50-plus yards, including his first three such attempts as a member of the Titans in 2023. He improved his streak to 21 consecutive field goals made, marking the third time in his career he made at least 21 field goals in a row (36 from 2020-21; 23 in 2013).
- **Against Baltimore (10/15)**, made all three of his field goal attempts (26, 27 and 38 yards) and his only extra point attempt, increasing his streak to 24 consecutive successful field goals, including 16 consecutive field goals with the Titans. He established the second-longest streak of his 16-year

career (36 from 2020-21). He made his 68th, 69th and 70th consecutive field goals from under 40 yards, tying Justin Tucker's NFL record. His 369 career field goals gave him sole possession of 20th place in NFL history, surpassing Norm Johnson (366).

- **Against Atlanta (10/29)**, made all four extra point attempts.
- **At Pittsburgh (11/2)**, succeeded on all three field goal attempts and his only extra point attempt. He made a 36-yard field goal in the first quarter, another 36-yard field goal as time expired in the second quarter, and a 48-yarder in the third quarter, notching his 51st career game with three or more field goals. He improved his streak to 27 consecutive field goals made, which is the second-longest streak of his 16-year career (36 from 2020-21). With his 36-yard field goal in the first quarter, he set a new NFL record for the most consecutive field goals made under 40 yards. It was his 71st such field goal without a miss, breaking the mark established by Justin Tucker from 2016 to 2020. His second field goal of the evening increased the streak to 72. Folk's streak of 19 consecutive field goals as a member of the Titans tied for the fifth-longest such streak in franchise history behind the 20 consecutive field goals by Al Del Greco (1998-99), later matched three times by Rob Bironas (2007-08, 2010, 2011-12). His 19 consecutive field goals to start a season extended his franchise record.
- **At Tampa Bay (11/12)**, made two of his three field goal attempts, including a 38-yarder in the first quarter that extended his streak to 28 consecutive field goals without a miss. The streak was broken in the second quarter on a 51-yard attempt. That also ended a streak of 20 consecutive field goals as a member of the Titans, which tied for the longest streak in franchise history. The record was first established by Al Del Greco (1998-99) and later matched three times by Rob Bironas (2007-08, 2010, 2011-12). In the fourth quarter, he added a 27-yard field goal, increasing his all-time NFL-record streak to 74 consecutive field goals made on attempts from less than 40 yards. With 374 career field goals, he surpassed Jan Stenerud (373) for 19th place in NFL history in career field goals.
- **At Jacksonville (11/19)**, made both of his extra point attempts.
- **Against Carolina (11/26)**, made his only field goal attempt and both of his extra point attempts. As time expired in the first half, he made a 53-yard field goal.
- **Against Indianapolis (12/3)**, made both field goal attempts and two of his three extra point attempts. He made a 24-yard field goal in the first quarter and a 46-yarder in overtime. In the fourth quarter, he was used as the team's punter after Ryan Stonehouse was injured, marking the first time he punted in 16 NFL seasons. He punted two times (40 and 41 yards) for a 40.5-yard gross average and a 39.0-yard net average.
- **At Miami (12/11)**, made both field goal attempts and both extra point attempts. He was successful on a 28-yard field goal as time expired in the first half and added a 23-yard field goal in the third quarter. His final extra point provided the winning one-point margin.
- **Against Houston (12/17)**, was successful on his only field goal attempt, a 45-yarder in the fourth quarter, and made one of his two extra point attempts. He reached the 100-point mark for the 11th time in his career and for the fourth consecutive season.
- **Against Seattle (12/24)**, made his only field goal attempt and both of his extra point attempts. He connected on a 33-yard field goal in the second quarter to extend his all-time NFL-record streak to 78 consecutive field goals made on attempts from less than 40 yards.

- **At Houston (12/31)**, provided the team's only scoring with a 53-yard field goal as time expired in the first half. It was his fifth made field goal on six attempts from 50-plus yards in 2023. His five field goals of 50-plus yards tied for the third-highest total in team history for a single season. Only Stephen Gostkowski (seven in 2020) and Rob Bironas (six in 2011; five in 2009) previously accomplished the feat for the Titans/Oilers.
- **Against Jacksonville (1/7)**, made all four extra points without attempting a field goal.

Folk's Career Regular Season Statistics:

| Year | Team | GP | FGM | FGA | Pct | Lg | XPM | XPA | Pts |
|-------------------|------|------------|------------|------------|-------------|-----------|------------|------------|--------------|
| 2007 | Dal | 16 | 26 | 31 | 83.9 | 53 | 53 | 53 | 131 |
| 2008 | Dal | 16 | 20 | 22 | 90.9 | 52 | 42 | 42 | 102 |
| 2009 | Dal | 14 | 18 | 28 | 64.3 | 51 | 36 | 36 | 90 |
| 2010 | NYJ | 16 | 30 | 39 | 76.9 | 56 | 37 | 37 | 127 |
| 2011 | NYJ | 16 | 19 | 25 | 76.0 | 51 | 44 | 44 | 101 |
| 2012 | NYJ | 16 | 21 | 27 | 77.8 | 54 | 30 | 30 | 93 |
| 2013 | NYJ | 16 | 33 | 36 | 91.7 | 54 | 27 | 27 | 126 |
| 2014 | NYJ | 16 | 32 | 39 | 82.1 | 55 | 23 | 23 | 119 |
| 2015 | NYJ | 8 | 13 | 16 | 81.3 | 55 | 19 | 19 | 58 |
| 2016 | NYJ | 16 | 27 | 31 | 87.1 | 51 | 24 | 26 | 105 |
| 2017 | TB | 4 | 6 | 11 | 54.5 | 50 | 7 | 9 | 25 |
| 2019 | NE | 7 | 14 | 17 | 82.4 | 51 | 12 | 12 | 54 |
| 2020 | NE | 16 | 26 | 28 | 92.9 | 51 | 30 | 33 | 108 |
| 2021 | NE | 17 | 36 | 39 | 92.3 | 53 | 42 | 47 | 150 |
| 2022 | NE | 17 | 32 | 37 | 86.5 | 54 | 32 | 35 | 128 |
| 2023 | Ten | 17 | 29 | 30 | 96.7 | 53 | 28 | 30 | 115 |
| NFL Totals | | 228 | 382 | 456 | 83.8 | 56 | 486 | 503 | 1,632 |

Folk's Career Postseason Statistics:

| Year | Team | GP | FGM | FGA | Pct | Lg | XPM | XPA | Pts |
|-----------------------|------|----------|----------|----------|-------------|-----------|-----------|-----------|-----------|
| 2007 | Dal | 1 | 1 | 1 | 100.0 | 34 | 2 | 2 | 5 |
| 2010 | NYJ | 3 | 2 | 3 | 66.7 | 42 | 8 | 8 | 14 |
| 2019 | NE | 1 | 2 | 2 | 100.0 | 36 | 1 | 1 | 7 |
| 2021 | NE | 1 | 1 | 1 | 100.0 | 44 | 2 | 2 | 5 |
| Playoff Totals | | 6 | 6 | 7 | 85.7 | 44 | 13 | 13 | 31 |

Folk's Regular Season Single-Game Highs:

- Field Goals Made** - 5 (six times, last at New Orleans, 9/10/23)
- Field Goal Attempts** - 6 vs. Tennessee (11/28/21)
- Longest Field Goal** - 56 at Denver (10/17/10)
- PATs Made** - 6 (five times, last vs. Cleveland, 11/14/21)
- PATs Attempted** - 7 vs. N.Y. Jets (10/24/21)
- Points** - 18 vs. Tennessee (11/28/21)

Folk's Playoff Single-Game Highs:

- Field Goals Made** - 2 vs. Tennessee (1/4/20)
- Field Goal Attempts** - 2 vs. Tennessee (1/4/20)
- Longest Field Goal** - 44 at Buffalo (1/15/22)
- PATs Made** - 4 at New England (1/16/11)
- PATs Attempted** - 4 at New England (1/16/11)
- Points** - 6 vs. Tennessee (1/4/20)

FIELD GOAL LEADERS, ACTIVE PLAYERS

Among all active NFL kickers (finished 2023 on an active roster, practice squad or reserve list), **Nick Folk** ranks fourth in career field goals. Only Arizona's **Matt Prater**, the New York Giants' **Mason Crosby** and Baltimore's **Justin Tucker** have more.

Through 2023, Folk's 382 career field goals ranked 19th in NFL history.

Most field goals among active NFL players:

| Kicker | Current Team | Career FGs |
|---------------------|-------------------------|------------|
| 1. Matt Prater | Arizona Cardinals | 401 |
| 2. Mason Crosby | New York Giants | 400 |
| 3. Justin Tucker | Baltimore Ravens | 395 |
| 4. Nick Folk | Tennessee Titans | 382 |
| 5. Greg Zuerlein | New York Jets | 329 |
| 6. Graham Gano | New York Giants | 324 |
| 7. Brandon McManus | Jacksonville Jaguars | 253 |
| 8. Chris Boswell | Pittsburgh Steelers | 231 |
| 9. Jason Myers | Seattle Seahawks | 230 |
| 10. Dustin Hopkins | Cleveland Browns | 223 |



FIELD GOAL ACCURACY IN 2023

In his first season in Tennessee, kicker **Nick Folk** made 29 of his 30 field goal attempts. His 96.7 percent accuracy led the NFL. Folk's percentage qualified as the best of his career and tied for the 13th-best single-season mark in NFL history among qualifiers.

NFL field goal percentage leaders in 2023:

| Player | Team | Field Goals ... | | |
|---------------------|----------------------|-----------------|----------|-------|
| | | Made | Attempts | Pct |
| 1. Nick Folk | Tennessee Titans | 29 | 30 | 96.7% |
| 2. Ka'imi Fairbairn | Houston Texans | 27 | 28 | 96.4% |
| 3. Brandon Aubrey | Dallas Cowboys | 36 | 38 | 94.7% |
| 4. Harrison Butker | Kansas City Chiefs | 33 | 35 | 94.3% |
| 5. Cameron Dicker | Los Angeles Chargers | 31 | 33 | 93.9% |
| 6. Jake Elliott | Philadelphia Eagles | 30 | 32 | 93.8% |
| 7. Chris Boswell | Pittsburgh Steelers | 29 | 31 | 93.5% |
| Chase McLaughlin | Tampa Bay Buccaneers | 29 | 31 | 93.5% |
| 9. Cairo Santos | Chicago Bears | 35 | 38 | 92.1% |
| Greg Zuerlein | New York Jets | 35 | 38 | 92.1% |

FRANCHISE RECORD, FG PERCENTAGE

In 2023, **Nick Folk** set the franchise record for single-season field goal accuracy, connecting on 29 of his 30 attempts for a rate of 96.7 percent.

Al Del Greco established the previous club benchmark in 1998 with 36 successful field goals on 39 attempts for a rate of 92.3 percent. In 2010, **Rob Bironas** matched Del Greco's mark by making 24 of his 26 attempts.

Highest field goal percentage in a season, franchise history:

| Player | Season | Made | Attempts | FG Pct |
|---------------------|--------|------|----------|--------|
| 1. Nick Folk | 2023 | 29 | 30 | 96.7 |
| 2. Al Del Greco | 1998 | 36 | 39 | 92.3 |
| Rob Bironas | 2010 | 24 | 26 | 92.3 |
| 4. Ryan Succop | 2016 | 22 | 24 | 91.7 |
| 5. Rob Bironas | 2011 | 29 | 32 | 90.6 |
| 6. Rob Bironas | 2007 | 35 | 39 | 89.7 |
| 7. Rob Bironas | 2008 | 29 | 33 | 87.9 |
| 8. Ryan Succop | 2015 | 14 | 16 | 87.5 |
| 9. Gary Anderson | 2003 | 27 | 31 | 87.1 |
| Al Del Greco | 1995 | 27 | 31 | 87.1 |

CONSECUTIVE FGs, FRANCHISE HISTORY

After joining the Titans in a trade on Aug. 29, 2023, **Nick Folk** made his first 20 field goals he attempted before his first miss from 51 yards at Tampa Bay on Nov. 12, 2023. His 20 straight field goals tied for the longest streak in franchise history. **Al Del Greco** established the benchmark from 1998 to 1999, and **Rob Bironas** later matched the record on three different occasions.

Folk's 20 consecutive field goals made to start a season are the most in franchise history.

Most consecutive field goals made, franchise history:

| Player | Dates | Consecutive Field Goals |
|---------------------|------------------------------|-------------------------|
| 1. Nick Folk | Sept. 10, 2023–Nov. 12, 2023 | 20 |
| Rob Bironas | Nov. 27, 2011–Sept. 23, 2012 | 20 |
| Rob Bironas | Oct. 3, 2010–Jan. 2, 2011 | 20 |
| Rob Bironas | Dec. 16, 2007–Oct. 27, 2008 | 20 |
| Al Del Greco | Nov. 15, 1998–Sept. 19, 1999 | 20 |
| 6. Ryan Succop | Oct. 23, 2016–Sept. 10, 2017 | 19 |
| Rob Bironas | Oct. 14, 2007–Nov. 25, 2007 | 19 |
| 8. Al Del Greco | Oct. 29, 1995–Sept. 1, 1996 | 18 |
| 9. Ryan Succop | Sept. 17, 2017–Oct. 22, 2017 | 16 |
| 10. Ryan Succop | Dec. 14, 2014–Nov. 8, 2015 | 15 |

* Franchise record for consecutive field goals made to start a season

CONSECUTIVE FGs FROM UNDER 40 YARDS

Titans kicker **Nick Folk** has continued a streak that began six years ago by making more than 70 field goals from under 40 yards. His last miss in that range was a 31-yarder against New England on Oct. 5, 2017, when he played for the Tampa Bay Buccaneers.

On Nov. 2 at Pittsburgh, Folk broke the NFL record for most consecutive field goals made from under 40 yards. Baltimore's **Justin Tucker** previously owned the record with 70 straight under-40-yarders from 2016 to 2020.

Most consecutive field goals made from under 40 yards, NFL history:

| Player | Seasons | Field Goals Under 40 Yards |
|---------------------|-----------|----------------------------|
| 1. Nick Folk | 2017–2023 | 78 <i>active streak</i> |
| 2. Justin Tucker | 2016–2020 | 70 |
| 3. Shayne Graham | 2009–2015 | 67 |

FIVE SEASONS WITH 30 FIELD GOALS

As a member of the Patriots in 2022, Titans kicker **Nick Folk** became one of six NFL players to have at least five seasons with 30 field goals.

Most NFL seasons with 30 or more field goals:

| Player | Seasons |
|---------------------|---------|
| 1. Justin Tucker | 9 |
| 2. Nick Folk | 5 |
| Stephen Gostkowski | 5 |
| Robbie Gould | 5 |
| John Carney | 5 |
| David Akers | 5 |
| 7. (eight tied) | 4 |

CONSECUTIVE FGs, NFL HISTORY

From 2020 to 2021, Nick Folk made 36 consecutive field goals as a member of the New England Patriots. Through the 2023 campaign, Folk's streak was tied for the sixth-longest such streak in NFL history.

Most consecutive field goals in NFL history (through 2023):

| Player | Team | Season(s) | Consecutive Field Goals |
|---------------------|-------------------------|-----------|-------------------------|
| 1. Adam Vinatieri | Indianapolis | 2015–2016 | 44 |
| 2. Mike Vanderjagt | Indianapolis | 2002–2004 | 42 |
| 3. Gary Anderson | San Francisco/Minnesota | 1997–1998 | 40 |
| 4. Graham Gano | New York Giants | 2020–2021 | 37 |
| Jason Myers | Seattle | 2019–2021 | 37 |
| 6. Nick Folk | New England | 2020–2021 | 36 |
| Matt Stover | Baltimore | 2005–2006 | 36 |
| 8. Brandon Aubrey | Dallas | 2023 | 35 |
| Justin Tucker | Baltimore | 2015–2016 | 35 |
| Adam Vinatieri | Indianapolis | 2013–2014 | 35 |



#4 • P RYAN STONEHOUSE

5-10, 193, 2nd Year, Colorado State

[Click for complete bio](#)

Punter **Ryan Stonehouse** completed his second NFL season in 2023. He was signed by the Titans as a rookie free agent on May 13, 2022.

In only two NFL seasons, Stonehouse recorded the top two single-season gross punting averages in NFL history, and he also recorded two of the top three single-season net averages in franchise history. He became the first punter in NFL annals to lead the league in gross punting average in each of his first two seasons.

In 2023, he appeared in the first 12 games of the season before missing the final five contests on injured reserve. Despite his missed time, he averaged a league-high 53.06 yards per punt, grossing 2,812 yards on 53 attempts. The average qualified as the second-highest figure in NFL history behind his own record-setting 53.10 yards per punt as a rookie in 2022. He also finished sixth in the NFL with a 43.87-yard net punting average, which ranked third in franchise history.

In 2022, Stonehouse finished the season with a gross average of 53.10 yards per punt on 90 total punts (4,779 total yards). In doing so, he broke **Sammy Baugh's** single-season NFL record of 51.40 yards per punt, which was established in 1940 and was never matched among qualifiers (2.5 punts per team game) until Stonehouse's rookie campaign. Stonehouse's mark also surpassed **Brett Kern's** franchise record of 49.7 yards per punt in 2017.

With a net punting average of 44.0 yards per punt in 2022, Stonehouse also established a new NFL record for the highest net average by a rookie punter. He broke the record set by Indianapolis' **Rigoberto Sanchez**, who averaged 42.64 net yards per punt as a rookie in 2017. Stonehouse finished fourth in the NFL in net punting behind veterans **Tommy Townsend** (45.6), **Michael Dickson** (44.5) and **Johnny Hekker** (44.1). In franchise history, his net average ranked second for a single season, trailing only Kern's 44.6 net average in 2017.

Stonehouse's 90 punts in 2022 made up the NFL's second-highest total. Only Denver's **Corliss Waitman** (96) had more. The 90 punts by Stonehouse tied **Craig Hentrich's** 1999 number for the fourth-highest total in team annals behind **Rich Camarillo** (96 punts in 1994) and **Cliff Parsley** (93 in 1979; 91 in 1978).

Stonehouse appeared in 53 games over five seasons at Colorado State (2017-21) and set an NCAA career record with a 47.8-yard gross punting average. His career totals included 244 punts for 11,656 yards with 91 punts inside the 20. He totaled 106 punts of 50-plus yards and became the first player in Colorado State history to log 11,000 punting yards in a career.

During his final college season in 2021, Stonehouse appeared in 12 games and averaged 50.9 yards per attempt on 58 punts, including a career-long 81-yard punt. He placed 27 punts inside the 20-yard line and totaled 32 punts of 50-plus yards en route to being named a second-team All-Mountain West selection and a Ray Guy Award semifinalist.

He is a native of La Verne, Calif.

2023 Game Notes:

- **At New Orleans (9/10)**, used a 62-yard punt to pin the Saints on their own 13-yard line to end the first quarter.
- **Against Los Angeles Chargers (9/17)**, established a new franchise single-game record with a gross average of 61.2 yards per punt (minimum four punts to qualify), totaling 306 yards on five punts. It topped Brett Kern's previous franchise record of 60.5 yards, set on Oct. 25, 2020 against Pittsburgh. Since 1960, Stonehouse registered the NFL's second-best gross average in an NFL game (minimum four attempts) behind only Carolina punter Andy Lee's 63.0 yards per punt against Denver on Sept. 8, 2016. Stonehouse recorded punts of 60, 63, 63, 58 and 62 yards and also averaged 44.6 net yards per attempt with one punt placed inside the 20.
- **At Cleveland (9/24)**, punted seven times for a 53.4-yard gross average and a 46.1-yard net average. He tied his career high (three previous games) with four punts placed inside the 20. In the fourth quarter, he tied his career long (Nov. 13, 2022 vs. Denver) with a 74-yard punt to flip the field.
- **Against Cincinnati (10/1)**, placed both of his punts inside the 20, averaging 46.5 gross yards and 45.5 net yards per punt.
- **At Indianapolis (10/8)**, recorded one punt for 43 yards. It was the first time in his career with no more than one punt.
- **Against Baltimore (10/15)**, averaged 52.6 yards on five punts (34.4 net) with two punts placed inside the 20. In the second quarter, he tallied a special teams tackle by forcing Ravens returner Devin Duvernay out of



bounds to help prevent a touchdown.

- **Against Atlanta (10/29)**, tied his career high with eight punts. It was his fourth career game with eight attempts. He averaged 52.5 yards per punt with a career-high six punts placed inside the 20. His net average was 46.8 yards per punt. He became the first punter for the team to place six punts inside the 20 in a game since Brett Kern's eight-such punts at Denver on Oct. 13, 2019. In the second quarter, he helped pin the Falcons on their seven-yard line with a 64-yard punt. On his next attempt, he hit a 54-yarder to the seven-yard line.
- **At Pittsburgh (11/2)**, averaged 57.0 gross yards and 52.7 net yards on three punts. He placed all three punts inside the 20. His first attempt was a 59-yarder in the second quarter, followed a 61-yarder in the third quarter and 51-yarder in the fourth quarter to pin the Steelers at their own eight-yard line.
- **At Tampa Bay (11/12)**, tied the eighth-best single-game gross punting average in franchise history (minimum four punts), averaging 56.8 yards on four punts with two placed inside the 20. His net average of 48.0 yards per punt ranked second in his career (minimum four punts). He hit a 62-yard punt in the first quarter and then booted three consecutive punts that went 55 yards.
- **At Jacksonville (11/19)**, averaged 53.5 gross yards and 48.5 net yards on four punts with two punts placed inside the 20. His 48.5-yard net average set a career high and tied for the 10th-best single-game figure in team history (minimum four punts). In the first quarter, he booted a 61-yard punt. He punted 73 yards for a touchback in the third quarter to record the third-longest punt of his career.
- **Against Carolina (11/26)**, punted seven times for a 53.7-yard gross average and a 46.7-yard net average with five punts placed inside the 20. It was his fifth consecutive game with at least one punt of 60-plus yards for the NFL's longest such active streak. In the second quarter, he pinned the Panthers on their four-yard line with a 71-yard punt—his seventh punt of at least 70 yards in two NFL seasons. Through 12 weeks of the NFL season, his 53.7-yard average was the NFL's second best in any game for a punter with at least seven attempts (58.6 by Corey Bojorquez on Nov. 5). He earned his second career AFC Special Teams Player of the Week Award, becoming the franchise's second punter to win two of the awards (Craig Hentrich).
- **Against Indianapolis (12/3)**, punted four times for a 54.5-yard gross average and a 35.2-yard net average with one punt blocked and one punt placed inside the 20. He exited the game in the fourth quarter with a season-ending left leg injury. In the second quarter, he booted a 63-yard punt to back up the Colts on their 12-yard line. It marked his sixth consecutive game with at least one punt of 60-plus yards—the NFL's longest active streak and the team's longest such streak during its "Titans era" (1999–present).
- Placed on injured reserve on Dec. 11, 2023.

Stonehouse's Career Regular Season Statistics:

| Year | Team | GP | No | Yds | Avg | TB | In20 | Lg | Blk | Net |
|---------------|------|-----------|------------|--------------|-------------|-----------|-----------|-----------|----------|-------------|
| 2022 | Ten | 17 | 90 | 4,779 | 53.1 | 9 | 30 | 74 | 0 | 44.0 |
| 2023 | Ten | 12 | 53 | 2,812 | 53.1 | 10 | 28 | 74 | 1 | 43.8 |
| Totals | | 29 | 143 | 7,591 | 53.1 | 19 | 58 | 74 | 1 | 44.0 |

Stonehouse's Regular Season Single-Game Highs:

Punts - 8 (Four times, last vs. Atlanta, 10/29/23)

Gross Avg. - 61.2 vs. L.A. Chargers (9/17/23)

Net Avg. - 48.5 at Jacksonville (11/19/23)

Long Punt - 74 (Twice, last at Cleveland, 9/24/23)

In20 - 6 vs. Atlanta (10/29/23)

NFL RECORD: SINGLE-SEASON AVERAGE

In 1940, Washington's **Sammy Baugh** punted 35 times for 1,799 yards, averaging 51.40 yards per punt. Eighty-two seasons later, the mark still stood as the best qualifying single-season punting average in NFL history, until Titans rookie punter **Ryan Stonehouse** broke the record in 2022.

Stonehouse, an undrafted rookie from Colorado State University, averaged 53.10 yards per attempt on 90 total punts—1.70 yards per punt ahead of Baugh's number.

Then, in his second season, Stonehouse averaged an NFL-high 53.06 yards per punt. His 53 attempts (2,812 yards) qualified him for the single-season charts, and as a result, he owns the top two numbers of all-time in his first two NFL seasons.

Prior to Stonehouse's rookie campaign, Baugh's mark was one of the NFL's longest-held records. In the 2022 NFL Record & Fact Book, only three single-season individual records predated Baugh's punting mark, and all three of those were later tied: most safeties in a season (two by Green Bay's **Tom Nash** in 1932 and subsequently tied 18 times), most fumbles returned for a touchdown in a season (two by Boston's **Harold McPhail** in 1934 and tied 44 times), and most opponent fumbles returned for a touchdown in a season (two by McPhail in 1934 and tied 41 times).

To qualify for the single-season average record, a punter needs a minimum of 2.5 attempts per team game.

Highest single-season punting average (gross average) in NFL history (minimum 2.5 punts per team game):

| Player | Team | Season | Punts | Yards | Punting Average |
|---------------------------|------------------|-------------|-----------|--------------|-----------------|
| 1. Ryan Stonehouse | Tennessee | 2022 | 90 | 4,779 | 53.10 |
| 2. Ryan Stonehouse | Tennessee | 2023 | 53 | 2,812 | 53.06 |
| 3. Bryan Anger | Dallas | 2023 | 44 | 2,262 | 51.41 |
| 4. Sammy Baugh | Washington | 1940 | 35 | 1,799 | 51.40 |
| 5. Shane Lechler | Oakland | 2009 | 96 | 4,909 | 51.14 |
| 6. Andy Lee | San Francisco | 2011 | 78 | 3,970 | 50.90 |
| 7. Corey Bojorquez | Buffalo | 2020 | 41 | 2,082 | 50.78 |
| 8. Shane Lechler | Oakland | 2011 | 78 | 3,960 | 50.77 |
| 9. Blake Gillikin | Arizona | 2023 | 51 | 2,580 | 50.59 |
| 10. A.J. Cole | Las Vegas | 2023 | 75 | 3,783 | 50.44 |

GROSS AVERAGE, 2022-2023

Since he entered the NFL in 2022, Tennessee's **Ryan Stonehouse** has a higher gross punting average than every other NFL punter.

NFL gross punting average leaders from 2022 to 2023:

| Player | Current Team | Gross Punt Avg. |
|---------------------------|-------------------------|-----------------|
| 1. Ryan Stonehouse | Tennessee Titans | 53.1 |
| 2. AJ Cole | Las Vegas Raiders | 49.8 |
| 3. Bryan Anger | Dallas Cowboys | 49.6 |
| 4. Jake Camarda | Tampa Bay Buccaneers | 49.4 |
| 5. Michael Dickson | Seattle Seahawks | 49.3 |
| 6. Ethan Evans | Los Angeles Rams | 49.2 |
| 7. Corey Bojorquez | Cleveland Browns | 49.0 |
| 8. Tommy Townsend | Kansas City Chiefs | 48.6 |
| 9. Logan Cooke | Jacksonville Jaguars | 48.4 |
| 10. Rigoberto Sanchez | Indianapolis Colts | 48.3 |

2023 NFL PUNTING LEADERS

In 2023, Titans punter **Ryan Stonehouse** led the NFL in punting average. He became the first player in history to lead the NFL in gross punting average in each of his first two NFL seasons.

Stonehouse also ranked sixth in the NFL in 2023 with a 43.9-yard net punting average.

NFL gross punting average leaders in 2023:

| Player | Team | Gross Punt Avg. |
|---------------------------|-------------------------|-----------------|
| 1. Ryan Stonehouse | Tennessee Titans | 53.06 |
| 2. Matt Haack | Cleveland Browns | 51.67 |
| 3. Bryan Anger | Dallas Cowboys | 51.41 |
| 4. Blake Gillikin | Arizona Cardinals | 50.59 |
| 5. AJ Cole | Las Vegas Raiders | 50.44 |
| 6. Jake Camarda | Tampa Bay Buccaneers | 50.05 |
| Michael Dickson | Seattle Seahawks | 50.05 |
| 8. Braden Mann | Philadelphia Eagles | 49.77 |
| 9. Corey Bojorquez | Cleveland Browns | 49.36 |
| 10. Ethan Evans | Los Angeles Rams | 49.22 |

FRANCHISE SINGLE-SEASON LEADERS

As a rookie in 2022, **Ryan Stonehouse** set franchise and NFL records with a 53.10 gross punting average. His 44.03 net average ranked second in franchise history, while his 90 punts tied for the fourth-highest figure for the organization.

Highest gross punting average in a season, franchise history:

| Player | Season | Gross Average |
|---------------------------|-------------|---------------|
| 1. Ryan Stonehouse | 2022 | 53.10 |
| 2. Ryan Stonehouse | 2023 | 53.06 |
| 3. Brett Kern | 2017 | 49.71 |
| 4. Brett Kern | 2012 | 47.59 |
| 5. Brett Kern | 2015 | 47.44 |
| 6. Craig Hentrich | 1998 | 47.22 |
| 7. Brett Kern | 2019 | 47.08 |
| 8. Brett Kern | 2018 | 47.07 |
| 9. Greg Montgomery | 1992 | 46.92 |
| 10. Brett Kern | 2014 | 46.80 |

Highest net punting average in a season, franchise history:

| Player | Season | Net Average |
|---------------------------|-------------|--------------|
| 1. Brett Kern | 2017 | 44.56 |
| 2. Ryan Stonehouse | 2022 | 44.03 |
| 3. Ryan Stonehouse | 2023 | 43.87 |
| 4. Brett Kern | 2019 | 43.12 |
| 5. Brett Kern | 2018 | 41.69 |
| 6. Brett Kern | 2014 | 40.76 |
| 7. Brett Kern | 2021 | 40.43 |
| 8. Brett Kern | 2012 | 40.36 |
| 9. Brett Kern | 2015 | 40.34 |
| 10. Brett Kern | 2013 | 39.70 |
| 11. Brett Kern | 2011 | 39.37 |

Most punts in a season, franchise history:

| Player | Season | Punt |
|---------------------------|-------------|-----------|
| 1. Rich Camarillo | 1994 | 96 |
| 2. Cliff Parsley | 1979 | 93 |
| 3. Cliff Parsley | 1978 | 91 |
| 4. Ryan Stonehouse | 2022 | 90 |
| Craig Hentrich | 1999 | 90 |
| 6. Craig Hentrich | 2006 | 88 |
| John James | 1984 | 88 |
| Lee Johnson | 1986 | 88 |
| Brett Kern | 2015 | 88 |
| Brett Kern | 2014 | 88 |

NFL net punting average leaders in 2022:

| Player | Team | Net Punt Avg. |
|---------------------------|-------------------------|---------------|
| 1. Tommy Townsend | Kansas City Chiefs | 45.58 |
| 2. Michael Dickson | Seattle Seahawks | 44.42 |
| 3. Johnny Hekker | Carolina Panthers | 44.12 |
| 4. Ryan Stonehouse | Tennessee Titans | 44.03 |
| 5. AJ Cole | Las Vegas Raiders | 43.90 |
| 6. Logan Cooke | Jacksonville Jaguars | 43.78 |
| 7. Tress Way | Washington Commanders | 42.89 |
| 8. Bryan Anger | Dallas Cowboys | 42.84 |
| 9. Cameron Johnston | Houston Texans | 42.59 |
| 10. Drue Chrisman | Cincinnati Bengals | 42.57 |

NFL ROOKIE RECORD: NET AVERAGE

In addition to the NFL single-season gross punting average record he set in 2022, Titans punter **Ryan Stonehouse** also established a new record for net punting average in a season by a rookie. His 44.03 net yards per attempt exceeded the previous record of 42.64 yards, set by Indianapolis Colts rookie punter **Rigoberto Sanchez** in 2017.

Highest net punting average by a rookie, NFL history:

| Player | Team | Season | Net Avg |
|---------------------------|-------------------------|-------------|--------------|
| 1. Ryan Stonehouse | Tennessee Titans | 2022 | 44.03 |
| 2. Rigoberto Sanchez | Indianapolis Colts | 2017 | 42.64 |
| 3. Michael Dickson | Seattle Seahawks | 2018 | 42.47 |
| 4. Jamie Gillan | Cleveland Browns | 2019 | 41.59 |

SINGLE-GAME GROSS AVERAGE, TEAM HISTORY

Against the Los Angeles Chargers on Sept. 17, 2023, **Ryan Stonehouse** established a new franchise single-game record with a gross average of 61.2 yards per punt (minimum four punts to qualify), totaling 306 yards on five punts. It topped **Brett Kern's** previous franchise record of 60.5 yards, set on Oct. 25, 2020 against Pittsburgh.

In only his second season, Stonehouse has recorded six of the franchise's top 12 single-game gross punting averages (minimum four punts).

Highest single-game gross punting average, franchise history (min. 4 punts):

| Player | Date | Opponent | Punts | Gross Avg |
|----------------------------|-----------------|-------------------------|----------|-------------|
| 1. Ryan Stonehouse | 9/17/23 | L.A. Chargers | 5 | 61.2 |
| 2. Brett Kern | 10/25/20 | Pittsburgh | 4 | 60.5 |
| 3. Greg Montgomery | 12/27/92 | Buffalo | 5 | 59.2 |
| 4. Greg Montgomery | 9/19/93 | at San Diego | 5 | 57.6 |
| 5. Craig Hentrich | 11/4/01 | Jacksonville | 4 | 57.5 |
| 6. Ryan Stonehouse | 12/4/22 | at Philadelphia | 7 | 57.3 |
| 7. Ryan Stonehouse | 9/11/22 | N.Y. Giants | 6 | 57.0 |
| 8. Ryan Stonehouse | 11/12/23 | at Tampa Bay | 4 | 56.8 |
| Brett Kern | 9/24/17 | Seattle | 6 | 56.8 |
| 10. Brett Kern | 11/12/17 | Cincinnati | 6 | 56.5 |
| 11. Ryan Stonehouse | 12/18/22 | at L.A. Chargers | 7 | 56.0 |
| 12. Ryan Stonehouse | 9/19/22 | at Buffalo | 6 | 55.5 |



2022 NFL PUNTING LEADERS

Despite being a rookie, Titans punter **Ryan Stonehouse** led the NFL in punting average in 2022 and ranked fourth among the leaders in net punting average. He maintained his gross and net averages despite being ranked second in the NFL with 90 total punts. Only Denver's **Corliss Waitman** (96) had more punts than Stonehouse in 2022.

NFL gross punting average leaders in 2022:

| Player | Team | Gross Punt Avg. |
|---------------------------|-------------------------|-----------------|
| 1. Ryan Stonehouse | Tennessee Titans | 53.10 |
| 2. Tommy Townsend | Kansas City Chiefs | 50.42 |
| 3. Logan Cooke | Jacksonville Jaguars | 49.34 |
| 4. AJ Cole | Las Vegas Raiders | 48.88 |
| 5. Jake Camarda | Tampa Bay Buccaneers | 48.85 |
| 6. Jack Fox | Detroit Lions | 48.56 |
| 7. Corey Bojorquez | Cleveland Browns | 48.51 |
| 8. Michael Dickson | Seattle Seahawks | 48.47 |
| 9. Johnny Hekker | Carolina Panthers | 48.46 |
| 10. Bryan Anger | Dallas Cowboys | 48.40 |

MORE TITANS SPECIALISTS

13 - P TY ZENTNER
6-2, 199, Rookie, Kansas State

➤ Signed to the Titans practice squad on Dec. 6, 2023. He was promoted to the 53-man roster on Dec. 11, 2023.

➤ Prior to joining the Titans, he played in four games for the Texans in 2023 to begin his NFL career. Punted 14 times for 590 yards with two touchbacks and two inside the 20 for a gross average of 42.1 yards per punt and net average of 38.6 yards per punt.

➤ Originally signed by the Philadelphia Eagles as a rookie free agent following the 2023 NFL Draft.

➤ Played in 41 games at Kansas State, serving as the team's kicker and punter during his collegiate career. Finished second in school history in career punting average (43.37). He earned All-Big 12 honors in two of his seasons: second-team in 2022 and honorable mention in 2021.

➤ Started his collegiate career at Butler Community College before transferring to Kansas State.

➤ Native of Topeka, Kan.



2023 Game Notes:

➤ In 2023, Zentner played in the final five games of the season for the Titans after appearing in four contests with the Texans earlier in the year. His Titans totals included 24 punts for a 46.5-yard gross average and a 41.4-yard net average.

➤ **At Miami (12/11)**, made his Titans debut, averaging 48.8 gross yards and 44.8 net yards on five punts with two punts placed inside the 20. His first punt in a Titans uniform netted 47 yards after a fair catch. Later in the first quarter he launched a 53-yard punt.

➤ **Against Houston (12/17)**, punted eight times for a 45.3-yard gross average and a 38.6-yard net average with one punt placed inside the 20. He launched a 58-yard punt in the final minute of the fourth quarter, which was his longest career punt through six games. He pinned the Texans on their own three-yard line with a 47-yard punt on the final play of the third quarter.

➤ **Against Seattle (12/24)**, punted three times for a 39.0-yard gross average and a 39.0-yard net average with two punts placed inside the 20 and two punts placed inside the 10. He helped pin the Seahawks on their six-yard line with a 36-yard punt in the first quarter and then in the third quarter helped pin the Seahawks on their four-yard line with a 33-yard punt. Additionally, he handled kickoff duties for the first time in his NFL career. He kicked off four times with two reaching the end zone and one resulting in a touchback.

➤ **At Houston (12/31)**, averaged a career-high 49.6 gross yards and 43.6 net yards on five punts with two punts placed inside the 20. In the fourth quarter, his 64-yard punt pinned the Texans on their 10-yard line.

➤ **Against Jacksonville (1/7)**, punted three times for a 48.0-yard gross average and a 41.7-yard net average with one punt placed inside the 20.

TITANS PRACTICE SQUAD CAPSULES



TITANS PRACTICE SQUAD

| No. | Name | Pos | Ht | Wt | Exp | College |
|-----|---------------------|-----|------|-----|-----|------------------|
| 87 | Asiasi, Devin | TE | 6-3 | 260 | 4 | UCLA |
| 28 | Carter, Shyheim | DB | 5-10 | 194 | 1 | Alabama |
| 53 | Crowder, Tae | LB | 6-1 | 235 | 4 | Georgia |
| 64 | Empey, James | C | 6-3 | 297 | 1 | Brigham Young |
| 30 | Gowan, Tay | DB | 6-2 | 185 | 2 | Central Florida |
| 82 | Harrison, Tre'Shaun | WR | 5-11 | 188 | R | Oregon State |
| 93 | Moa, David | DT | 6-3 | 296 | 1 | Boise State |
| 89 | Odukoya, Thomas | TE | 6-6 | 253 | 1 | Eastern Michigan |
| 25 | Phillips, Darius | DB | 5-9 | 190 | 6 | Western Michigan |
| 70 | Roos, Jordan | G | 6-3 | 302 | 4 | Purdue |
| 48 | Rush, Thomas | OLB | 6-3 | 251 | R | Minnesota |
| 36 | Sheffield, Kendall | DB | 5-10 | 212 | 4 | Ohio State |
| 73 | Simmons, Lachavious | OL | 6-5 | 315 | 3 | Tennessee State |
| 80 | Smith, Shi | WR | 5-10 | 190 | 3 | South Carolina |
| 29 | Thompson, Josh | DB | 6-0 | 194 | 2 | Texas |

87 - TE DEVIN ASIASI

6-3, 260, 4th Year, UCLA

- Signed to the Titans practice squad on Dec. 26, 2023.
- Played in 22 total games across three-plus seasons with the Patriots (2020-21), Bengals (2022) and Browns (2023). During that time, he totaled four receptions for 44 yards and one touchdown.
- Originally drafted by the Patriots in the third round (91st overall) of the 2020 NFL Draft.
- Played in 21 games with 13 starts at UCLA (2018-19) after transferring from the University of Michigan. Recorded 50 receptions for 771 yards and five touchdowns as a Bruin.
- Native of Shoreview, Calif.

28 - DB SHYHEIM CARTER

5-10, 194, 2nd Year, Alabama

- The Titans re-signed Carter in 2023 after he previously spent time with the team in 2021 and 2022.
- In 2023, he played in three games for the Titans and totaled two tackles on defense and one stop on special teams.
- In 2022, he spent a total of six games on the practice squad.
- Carter originally entered the NFL as an undrafted college free agent with the New York Jets in 2020.
- He also spent time with Atlanta (2020) and Houston (2021).
- The Kentwood, La., native tallied 101 tackles, three interceptions, two of which were returned for touchdowns, 18 passes defended and two forced fumbles in 50 games at the University of Alabama.

2023 Game Notes:

- **Against Cincinnati (10/1)**, made his NFL debut and recorded a special teams tackle.

53 - LB TAE CROWDER

6-1, 235, 4th Year, Georgia

- Signed to the Titans practice squad on Dec. 26, 2023.
- In 2023, he appeared in the final two games of the season for the Titans.
- Played in 41 games with the New York Giants (2020-22), racking up 232 tackles, nine tackles for loss, two sacks, two interceptions, eight passes defended, two forced fumbles and one fumble recovery.
- Started 17 games in 2021, tallying 130 tackles.
- Originally drafted by the Giants in the seventh round (255th overall) of the 2020 NFL Draft.
- Played in 43 games with 19 starts at the University of Georgia (2016-19). As a college player, he totaled 122 tackles, 10 tackles for loss, 1.5 sacks, two interceptions, seven passes defended, two forced fumbles and one fumble recovery.
- Native of Hamilton, Ga.

64 - C JAMES EMPEY

6-3, 297, 1st Year, Brigham Young

- James Empey was re-signed by the Titans on Dec. 19, 2023 after previously spending the offseason with the Titans.
- He spent 2023 training camp with the Green Bay Packers.
- Empey was originally signed by the Dallas Cowboys as a rookie free agent in

2022. He then spent his entire rookie campaign on the practice squad with the Miami Dolphins.

- In four seasons at Brigham Young (2018-21), he started all 41 games in which he appeared at center and was a two-time captain for the Cougars.
- He is a native of American Fork, Utah.

30 - DB TAY GOWAN

6-2, 185, 2nd Year, Central Florida

- Signed to the practice squad on Oct. 9, 2023.
- In 2023, he appeared in one game for the Titans (Dec. 24 against Seattle).
- Gowan was originally drafted by the Cardinals in the sixth round (223rd overall) of the 2021 NFL Draft. He was traded to the Eagles during the 2021 season.
- Prior to joining the Titans, he played in five games, most recently for the Vikings (three games) in 2022.
- Gowan finished his college career at Central Florida after playing at Miami (Ohio) and Butler Community College. During his last season at Central Florida, he finished with 31 tackles, two interceptions, eight passes defended, one fumble recovery and one tackle for loss.
- He is a native of Covington, Ga.

82 - WR TRE'SHAUN HARRISON

5-11, 188, Rookie, Oregon State

- Tre'Shaun Harrison was signed by the Titans as a rookie free agent on May 12, 2023.
- In 2023, he spent his entire rookie season with the Titans on the practice squad.
- In three seasons at Oregon State (2020-22), he played in 27 games with 17 starts. His career totals included 90 receptions for 1,147 yards and eight touchdowns. His yardage total tied for 29th in the Oregon State record books.
- As a senior in 2022, he started all 12 games for the Beavers and led the offense with 52 receptions for 604 yards (11.6-yard average) and scored four touchdowns. He earned All-Pac-12 honorable mention.
- He transferred to Oregon State after two seasons at Florida State (2018-19), where he saw action in 24 games. He recorded 37 receptions for 355 yards and three touchdowns with the Seminoles and also had nine kickoff returns for 174 yards.
- He is a native of Seattle, Wash.

93 - DT DAVID MOA

6-3, 296, 1st Year, Boise State

- Signed to the Titans practice squad on Dec. 26, 2023.
- Prior to joining the Titans, he totaled six games of NFL experience with the New York Giants (2021) and the Los Angeles Chargers (2022).
- Initially signed as an undrafted free agent with the Minnesota Vikings in 2020.
- Played in 48 games with 19 starts at Boise State (2015-19) and registered 93 tackles, 22.5 tackles for loss and 12.5 sacks.
- Native of San Diego, Calif.

89 - TE THOMAS ODUKOYA

6-6, 253, 1st Year, Eastern Michigan

- Thomas Odukoya joined the Titans on May 13, 2022 as part of the NFL's International Player Pathway program, which allows participating teams a practice squad roster exemption.
- In 2022 and 2023, Odukoya spent the entire season on the Titans practice squad as an international allocation.
- A native of Almere, Netherlands, Odukoya played four seasons at Eastern Michigan University (2018-21), where he saw action in 40 games with 30 starts. His career totals included 21 catches for 194 yards and four touchdowns.
- As a graduate in 2021, he started all 13 games and tallied career-best marks in receptions (13) and receiving yards (130) and tied his career-high mark with two touchdowns.
- He earned a scholarship to Eastern Michigan after competing at Garden City (Kan.) and West Hills-Coalinga (Calif.) junior colleges.

25 - DB DARIUS PHILLIPS

5-9, 190, 6th Year, Western Michigan

- Signed to the Titans practice squad on Dec. 26, 2023.
- Prior to joining the Titans, he played in 56 games with the Cincinnati Bengals (2018-21) and Denver Broncos (2022). During that time he totaled 75 tackles, five interceptions, 23 passes defended, three forced fumbles and one fumble recovery.
- Originally drafted by the Bengals in the fifth round (170th overall) of the 2018 NFL Draft.
- Played in 51 games at Western Michigan University (2013-17), where he set the FBS record for career total return touchdowns (12), tied the FBS record with five career interception returns for touchdowns (five), and was named MAC Special Teams Player of the Year twice (2016 and 2017).
- Native of Detroit, Mich.

70 - G JORDAN ROOS

6-3, 302, 4th Year, Purdue

- Jordan Roos was re-signed to the Titans practice squad on Dec. 19, 2023. He also spent the first week of the 2023 campaign on the practice squad.
- Roos originally joined the Titans in 2021. He was signed by the Titans on Aug.

TITANS PRACTICE SQUAD CAPSULES

7, 2021 and spent the entire 2021 season on the Titans practice squad. He began the 2022 campaign on the practice squad before being signed to the 53-man roster on Oct. 1, 2022.

- In 2022, he appeared in seven games, including starts at right guard in each of the final three games of the season.
- Prior to joining the Titans in 2021, Roos saw action in 14 games with the Seattle Seahawks, including seven games as a rookie in 2017 and seven games in 2019. He also spent time with the Las Vegas Raiders and New England Patriots in 2020.
- The Celina, Texas, native appeared in 47 games and registered 24 consecutive starts his final two years at Purdue University.

48 - OLB THOMAS RUSH

6-3, 251, Rookie, Minnesota

- Thomas Rush was signed by the Titans as a rookie free agent on May 12, 2023.
- In 2023, he spent his entire rookie season with the Titans on the practice squad.
- In five seasons at the University of Minnesota (2018-22), Rush played in 58 games with 19 starts and recorded 86 tackles, 13.5 tackles for loss, 8.5 sacks, five passes defended, one forced fumble and one fumble recovery.
- As a graduate in 2022, he started all 13 games and tallied 34 tackles, 2.5 tackles for loss, 1.5 sacks, two passes defended and one forced fumble. He was named All-Big Ten honorable mention.
- As a senior in 2021, he appeared in 13 games with five starts and notched 31 tackles, 7.5 tackles for loss, 5.5 sacks and one pass defended.
- He is a native of Marysville, Ohio.

36 - DB KENDALL SHEFFIELD

5-10, 212, 4th Year, Ohio State

- Signed to the Titans practice squad on Dec. 26, 2023.
- In 2023, he appeared in the final two games of the season for the Titans after playing in three contests with the San Francisco 49ers.
- Prior to joining the Titans, he played in 41 total games with the Falcons (2019-21) and 49ers (2023), registering 105 tackles, six passes defended and two forced fumbles.
- Originally drafted by the Falcons in the fourth round (111th overall) of the 2019 NFL Draft.
- Played in 27 games at Ohio State University (2017-18) after transferring from Blinn College (Texas) in 2017. Made 14 starts as a junior in 2018 and was honorable mention All-Big Ten Conference.
- Native of Missouri City, Texas.

73 - OL LACHAVIOUS SIMMONS

6-5, 315, 3rd Year, Tennessee State

- Signed by the Titans to the practice squad on Nov. 7, 2023 and spent the remainder of the season on the practice squad.
- Simmons joins the Titans with two games of NFL experience and three years of experience on the Bears (2020-22) and Cardinals (2022-23) practice squads.
- Originally drafted by the Bears in the seventh-round (227th overall) of the 2020 NFL Draft.
- Played collegiately at Tennessee State (2015-19), where he started 26 of 41 games played and made starts at right guard, right tackle, left guard and left tackle during his college career.
- Native of Selma, Ala.

80 - WR SHI SMITH

5-10, 190, 3rd Year, South Carolina

- Signed by the Titans to the practice squad on Sept. 26, 2023 and spent the remainder of the campaign on the practice squad.
- Smith was originally drafted by the Panthers in the sixth round (204th overall) of the 2021 NFL Draft and played two seasons in Carolina (2021-22).
- In 23 career games and six starts prior to joining the Titans, Smith totaled 28 receptions for 400 yards and two touchdowns.
- In 2022, Smith caught 22 passes for 296 yards and two touchdowns in 17 games played, all career highs.
- He appeared in 43 games at South Carolina and started 35 games for the Gamecocks. He totaled 174 catches (fourth in school history) for 2,204 yards (eighth in school history) and 13 touchdowns in four seasons (2017-2020).
- He is a native of Union, S.C.

29 - DB JOSH THOMPSON

6-0, 194, 2nd Year, Texas

- Signed to practice squad on Nov. 7, 2023 and spent the remainder of the campaign on the practice squad.
- Rejoined the Titans after playing six games with the team in 2022. He was waived following 2023 training camp.
- Initially signed as a rookie free agent by the Jaguars in 2022. Was signed to the Titans active roster on October 17, 2022. Registered four special teams tackles in his rookie campaign.
- Played collegiately at Texas (2017-21), where he appeared in 45 games with 22 starts and totaled 109 tackles, 5.5 tackles for loss, two interceptions, nine passes defended and a fumble recovery.
- Native of Nacogdoches, Texas.

CONTACT INFORMATION

Titans Practice Facility/Training Camp Site:
Ascension Saint Thomas Sports Park
 460 Great Circle Road
 Nashville, TN 37228

Nissan Stadium:
One Titans Way
 Nashville, TN 37213

Media Resources:
www.TennesseeTitans.com/media

Phone:
 (615) 565-4000 (main)
 (615) 565-4100 (media relations)
 (615) 565-4200 (ticket office)

Titans Football Communications:
 Robbie Bohren
 Vice President of Football Communications
rbohren@titans.nfl.com
 Jim Wyatt
 Senior Writer/Editor
jwyatt@titans.nfl.com
 Dwight Spradlin
 Director of Football Communications
dspradlin@titans.nfl.com
 Jared Puffer
 Associate Director of Football Communications
jpuffer@titans.nfl.com
 Kaylee Connors
 Coordinator of Football Communications
kconnors@titans.nfl.com
 Travis McDaniel
 Football Communications Seasonal Assistant
tmcdaniel@titans.nfl.com



2023 NFL SCHEDULE & RESULTS

Games grouped by start times and listed alphabetically by home team. Times listed are local.

WEEK 1

Thursday, September 7, 2023

Det at KC (Thu) Detroit, 21-20

Sunday, September 10, 2023

Car at Atl Atlanta, 24-10

Hou at Bal Baltimore, 25-9

Cin at Cle Cleveland, 24-3

Jax at Ind Jacksonville, 31-21

TB at Min Tampa Bay, 20-17

Ten at NO New Orleans, 16-15

SF at Pit San Francisco, 30-7

Ari at Was Washington, 20-16

GB at Chi Green Bay, 38-20

LV at Den Las Vegas, 17-16

Mia at LAC Miami, 36-34

Phi at NE Philadelphia, 25-20

LAR at Sea LA Rams, 30-13

Dal at NYG Dallas, 40-0

Monday, September 11, 2023

Buf at NYJ (Mon) NY Jets, 22-16 (OT)

WEEK 2

Thursday, September 14, 2023

Min at Phi (Thu) Philadelphia, 34-28

Sunday, September 17, 2023

GB at Atl Atlanta, 25-24

LV at Buf Buffalo, 38-10

Bal at Cin Baltimore, 27-24

Sea at Det Seattle, 37-31 (OT)

Ind at Hou Indianapolis, 31-20

KC at Jax Kansas City, 17-9

Chi at TB Tampa Bay, 27-17

LAC at Ten Tennessee, 27-24 (OT)

NYG at Ari NY Giants, 31-28

SF at LAR San Francisco, 30-23

NYJ at Dal Dallas, 30-10

Was at Den Washington, 35-33

Mia at NE Miami, 24-17

Monday, September 18, 2023

NO at Car (Mon) New Orleans, 20-17

Cle at Pit (Mon) Pittsburgh, 26-22

WEEK 3

Thursday, September 21, 2023

NYG at SF (Thu) San Francisco, 30-12

Sunday, September 24, 2023

Ind at Bal Indianapolis, 22-19 (OT)

Ten at Cle Cleveland, 27-3

Atl at Det Detroit, 20-6

NO at GB Green Bay, 18-17

Hou at Jax Houston, 37-17

Den at Mia Miami, 70-20

LAC at Min LA Chargers, 28-24

NE at NYJ New England, 15-10

Buf at Was Buffalo, 37-3

Car at Sea Seattle, 37-27

Dal at Ari Arizona, 28-16

Chi at KC Kansas City, 41-10

Pit at LV Pittsburgh, 23-18

Monday, September 25, 2023

Phi at TB (Mon) Philadelphia, 25-11

LAR at Cin (Mon) Cincinnati, 19-16

WEEK 4

Thursday, September 28, 2023

Det at GB (Thu) Detroit, 34-20

Sunday, October 1, 2023

Atl vs Jax (Wembley) Jacksonville, 23-7

Mia at Buf Buffalo, 48-20

Min at Car Minnesota, 21-13

Den at Chi Denver, 31-28

Bal at Cle Baltimore, 28-3

Pit at Hou Houston, 30-6

LAR at Ind LA Rams, 29-23 (OT)

TB at NO Tampa Bay, 26-9

Was at Phi Philadelphia, 34-31 (OT)

Cin at Ten Tennessee, 27-3

LV at LAC LA Chargers, 24-17

NE at Dal Dallas, 38-3

Ari at SF San Francisco, 35-16

KC at NYJ Kansas City, 23-20

Monday, October 2, 2023

Sea at NYG (Mon) Seattle, 24-3

WEEK 5

Thursday, October 5, 2023

Chi at Was (Thu) Chicago, 40-20

Sunday, October 8, 2023

Jax vs Buf (Tottenham) Jacksonville, 25-20

Hou at Atl Atlanta, 21-19

Car at Det Detroit, 42-24

Ten at Ind Indianapolis, 23-16

NYG at Mia Miami, 31-16

NO at NE New Orleans, 34-0

Bal at Pit Pittsburgh, 17-10

Cin at Ari Cincinnati, 34-20

Phi at LAR Philadelphia, 23-14

NYJ at Den NY Jets, 31-21

KC at Min Kansas City, 27-20

Dal at SF San Francisco, 42-10

Monday, October 9, 2023

GB at LV (Mon) Las Vegas, 17-13

WEEK 6

Thursday, October 12, 2023

Den at KC (Thu) Kansas City, 19-8

Sunday, October 15, 2023

Bal vs Ten (Tottenham) Baltimore, 24-16

Was at Atl Washington, 24-16

Min at Chi Minnesota, 19-13

Sea at Cin Cincinnati, 17-13

SF at Cle Cleveland, 19-17

NO at Hou Houston, 20-13

Ind at Jax Jacksonville, 37-20

Car at Mia Miami, 42-21

NE at LV Las Vegas, 21-17

Ari at LAR LA Rams, 26-9

Phi at NYJ NY Jets, 20-14

Det at TB Detroit, 20-6

NYG at Buf Buffalo, 14-9

Monday, October 16, 2023

Dal at LAC (Mon) Dallas, 20-17

WEEK 7

Thursday, October 19, 2023

Jax at NO (Thu) Jacksonville, 31-24

Sunday, October 22, 2023

Det at Bal Baltimore, 38-6

LV at Chi Chicago, 30-12

Cle at Ind Cleveland, 39-38

Buf at NE New England, 29-25

Was at NYG NY Giants, 14-7

Atl at TB Atlanta, 16-13

Pit at LAR Pittsburgh, 24-17

Ari at Sea Seattle, 20-10

GB at Den Denver, 19-17

LAC at KC Kansas City, 31-17

Mia at Phi Philadelphia, 31-17

Monday, October 23, 2023

SF at Min (Mon) Minnesota, 22-17

WEEK 8

Thursday, October 26, 2023

TB at Buf (Thu) Buffalo, 24-18

Sunday, October 29, 2023

Hou at Car Carolina, 15-13

LAR at Dal Dallas, 43-20

Min at GB Minnesota, 24-10

NO at Ind New Orleans, 38-27

NE at Mia Miami, 31-17

NYJ at NYG NY Jets, 13-10 (OT)

Jax at Pit Jacksonville, 20-10

Atl at Ten Tennessee, 28-23

Phi at Was Philadelphia, 38-31

Cle at Sea Seattle, 24-20

Bal at Ari Baltimore, 31-24

KC at Den Denver, 24-9

Cin at SF Cincinnati, 31-17

Chi at LAC LA Chargers, 30-13

Monday, October 30, 2023

LV at Det (Mon) Detroit, 26-14

WEEK 9

Thursday, November 2, 2023

Ten at Pit (Thu) Pittsburgh, 20-16

Sunday, November 5, 2023

Mia vs KC (Frankfurt) Kansas City, 21-14

Min at Atl Minnesota, 31-28

Sea at Bal Baltimore, 37-3

Ari at Cle Cleveland, 27-0

LAR at GB Green Bay, 20-3

TB at Hou Houston, 39-37

Was at NE Washington, 20-17

Chi at NO New Orleans, 24-17

Ind at Car Indianapolis, 27-13

NYG at LV Las Vegas, 30-6

Dal at Phi Philadelphia, 28-23

Buf at Cin Cincinnati, 24-18

Monday, November 6, 2023

LAC at NYJ (Mon) LA Chargers, 27-6

WEEK 10

Thursday, November 9, 2023

Car at Chi (Thu) Chicago, 16-13

Sunday, November 12, 2023

Ind vs NE (Frankfurt) Indianapolis, 10-6

Cle at Bal Cleveland, 33-31

2023 NFL SCHEDULE & RESULTS

Hou at Cin
 SF at Jax
 NO at Min
 GB at Pit
 Ten at TB
 Atl at Ari
 Det at LAC
 NYG at Dal
 Was at Sea
 NYJ at LV
Monday, November 13, 2023
 Den at Buf (Mon) Denver, 24-22

WEEK 11

Thursday, November 16, 2023
 Cin at Bal (Thu) Baltimore, 34-20
Sunday, November 19, 2023
 Dal at Car Dallas, 33-10
 Pit at Cle Cleveland, 13-10
 Chi at Det Detroit, 31-26
 LAC at GB Green Bay, 23-20
 Ari at Hou Houston, 21-16
 Ten at Jax Jacksonville, 34-14
 LV at Mia Miami, 20-13
 NYG at Was NY Giants, 31-19
 TB at SF San Francisco, 27-14
 NYJ at Buf Buffalo, 32-6
 Sea at LAR LA Rams, 17-16
 Min at Den Denver, 21-20
Monday, November 20, 2023
 Phi at KC (Mon) Philadelphia, 21-17

WEEK 12

Thursday, November 23, 2023
 GB at Det Green Bay, 29-22
 Was at Dal Dallas, 45-10
 SF at Sea San Francisco, 31-13
Friday, November 24, 2023
 Mia at NYJ Miami, 34-13
Sunday, November 26, 2023
 NO at Atl Atlanta, 24-15
 Pit at Cin Pittsburgh, 16-10
 Jax at Hou Jacksonville, 24-21
 TB at Ind Indianapolis, 27-20
 NE at NYG NY Giants, 10-7
 Car at Ten Tennessee, 17-10
 LAR at Ari LA Rams, 37-14
 Cle at Den Denver, 29-12
 KC at LV Kansas City, 31-17
 Buf at Phi Philadelphia, 37-34 (OT)
 Bal at LAC Baltimore, 20-10
Monday, November 27, 2023
 Chi at Min (Mon) Chicago, 12-10

WEEK 13

Thursday, November 30, 2023
 Sea at Dal (Thu) Dallas, 41-35
Sunday, December 3, 2023
 LAC at NE LA Chargers, 6-0
 Det at NO Detroit, 33-28
 Atl at NYJ Atlanta, 13-8
 Ari at Pit Arizona, 24-10
 Den at Hou Houston, 22-17
 Ind at Ten Indianapolis, 31-28 (OT)

Mia at Was Miami, 45-15
 Car at TB Tampa Bay, 21-18
 Cle at LAR LA Rams, 36-19
 SF at Phi San Francisco, 42-19
 KC at GB Green Bay, 27-19
Monday, December 4, 2023
 Cin at Jax (Mon) Cincinnati, 34-31 (OT)

WEEK 14

Thursday, December 7, 2023
 NE at Pit (Thu) New England, 21-18
Sunday, December 10, 2023
 TB at Atl Tampa Bay, 29-25
 LAR at Bal Baltimore, 37-31 (OT)
 Det at Chi Chicago, 82-13
 Ind at Cin Cincinnati, 34-14
 Jax at Cle Cleveland, 31-27
 Car at NO New Orleans, 28-6
 Hou at NYJ NY Jets, 30-6
 Min at LV Minnesota, 3-0
 Sea at SF San Francisco, 28-16
 Buf at KC Buffalo, 20-17
 Den at LAC Denver, 24-7
 Phi at Dal Dallas, 33-13
Monday, December 11, 2023
 Ten at Mia (Mon) Tennessee, 28-27
 GB at NYG (Mon) NY Giants, 24-22

WEEK 15

Thursday, December 14, 2023
 LAC at LV (Thu) Las Vegas, 63-21
Saturday, December 16, 2023
 Min at Cin Cincinnati, 27-24 (OT)
 Pit at Ind Indianapolis, 30-13
 Den at Det Detroit, 42-17
Sunday, December 17, 2023
 Atl at Car Carolina, 9-7
 Chi at Cle Cleveland, 20-17
 TB at GB Tampa Bay, 34-20
 NYJ at Mia Miami, 30-0
 KC at NE Kansas City, 27-17
 NYG at NO New Orleans, 24-6
 Hou at Ten Houston, 19-16 (OT)
 SF at Ari San Francisco, 45-29
 Was at LAR LA Rams, 28-20
 Dal at Buf Buffalo, 31-10
 Bal at Jax Baltimore, 23-7
Monday, December 18, 2023
 Phi at Sea Seattle, 20-17

WEEK 16

Thursday, December 21, 2023
 NO at LAR (Thu) LA Rams, 30-22
Saturday, December 23, 2023
 Cin at Pit (Sat) Pittsburgh, 34-11
 Buf at LAC (Sat) Buffalo, 24-22
Sunday, December 24, 2023
 Ind at Atl Atlanta, 29-10
 GB at Car Green Bay, 33-30
 Cle at Hou Cleveland, 36-22
 Det at Min Detroit, 30-24
 Was at NYJ NY Jets, 30-28
 Sea at Ten Seattle, 20-17
 Jax at TB Tampa Bay, 30-12

Ari at Chi Chicago, 27-16
 Dal at Mia Miami, 22-20
 NE at Den New England, 26-23
Monday, December 25, 2023
 LV at KC (Mon) Las Vegas, 20-14
 NYG at Phi (Mon) Philadelphia, 33-25
 Bal at SF (Mon) Baltimore, 33-19

WEEK 17

Thursday, December 28, 2023
 NYJ at Cle (Thu) Cleveland, 37-20
Saturday, December 30, 2023
 Det at Dal (Sat) Dallas, 20-19
Sunday, December 31, 2023
 Mia at Bal Baltimore, 56-19
 NE at Buf Buffalo, 27-21
 Atl at Chi Chicago, 37-17
 Ten at Hou Houston, 26-3
 LV at Ind Indianapolis, 23-20
 Car at Jax Jacksonville, 26-0
 LAR at NYG LA Rams, 26-25
 Ari at Phi Arizona, 35-31
 NO at TB New Orleans, 23-13
 SF at Was San Francisco, 27-10
 Pit at Sea Pittsburgh, 30-23
 LAC at Den Denver, 16-9
 Cin at KC Kansas City, 25-17
 GB at Min Green Bay, 33-10

WEEK 18

Saturday, January 6, 2024
 Pit at Bal Pittsburgh, 17-10
 Hou at Ind Houston, 23-19
Sunday, January 7, 2024
 TB at Car Tampa Bay, 9-0
 Cle at Cin Cincinnati, 31-14
 Min at Det Detroit, 30-20
 NYJ at NE NY Jets, 17-3
 Atl at NO New Orleans, 48-17
 Jax at Ten Tennessee, 28-20
 Sea at Ari Seattle, 21-20
 Chi at GB Green Bay, 17-9
 Den at LV Las Vegas, 27-14
 KC at LAC Kansas City, 13-12
 Phi at NYG NY Giants, 27-10
 LAR at SF LA Rams, 21-20
 Dal at Was Dallas, 38-10
 Buf at Mia Buffalo, 21-14

2023 RECAP

DRAFT

TEAM NOTES

PLAYER NOTES

STATISTICS

ROSTERS

2023 NFL DIVISIONAL STANDINGS

| AFC East | W | L | T | Pct | Home | Road | Conf | Div |
|-----------------------|----|----|---|------|-------|-------|-------|-------|
| y-Buffalo Bills | 11 | 6 | 0 | .647 | 7-2-0 | 4-4-0 | 7-5-0 | 4-2-0 |
| x-Miami Dolphins | 11 | 6 | 0 | .647 | 7-2-0 | 4-4-0 | 7-5-0 | 4-2-0 |
| New York Jets | 7 | 10 | 0 | .412 | 4-5-0 | 3-5-0 | 4-8-0 | 2-4-0 |
| New England Patriots | 4 | 13 | 0 | .235 | 1-8-0 | 3-5-0 | 4-8-0 | 2-4-0 |
| AFC North | W | L | T | Pct | Home | Road | Conf | Div |
| z-Baltimore Ravens | 13 | 4 | 0 | .765 | 6-3-0 | 7-1-0 | 8-4-0 | 3-3-0 |
| x-Cleveland Browns | 11 | 6 | 0 | .647 | 8-1-0 | 3-5-0 | 8-4-0 | 3-3-0 |
| x-Pittsburgh Steelers | 10 | 7 | 0 | .588 | 5-4-0 | 5-3-0 | 7-5-0 | 5-1-0 |
| Cincinnati Bengals | 9 | 8 | 0 | .529 | 6-3-0 | 3-5-0 | 4-8-0 | 1-5-0 |
| AFC South | W | L | T | Pct | Home | Road | Conf | Div |
| y-Houston Texans | 10 | 7 | 0 | .588 | 6-3-0 | 4-4-0 | 7-5-0 | 4-2-0 |
| Jacksonville Jaguars | 9 | 8 | 0 | .529 | 4-5-0 | 5-3-0 | 6-6-0 | 4-2-0 |
| Indianapolis Colts | 9 | 8 | 0 | .529 | 4-5-0 | 5-3-0 | 7-5-0 | 3-3-0 |
| Tennessee Titans | 6 | 11 | 0 | .353 | 5-4-0 | 1-7-0 | 4-8-0 | 1-5-0 |
| AFC West | W | L | T | Pct | Home | Road | Conf | Div |
| y-Kansas City Chiefs | 11 | 6 | 0 | .647 | 5-4-0 | 6-2-0 | 9-3-0 | 4-2-0 |
| Las Vegas Raiders | 8 | 9 | 0 | .471 | 6-3-0 | 2-6-0 | 6-6-0 | 4-2-0 |
| Denver Broncos | 8 | 9 | 0 | .471 | 5-4-0 | 3-5-0 | 5-7-0 | 3-3-0 |
| Los Angeles Chargers | 5 | 12 | 0 | .294 | 2-7-0 | 3-5-0 | 3-9-0 | 1-5-0 |

| NFC East | W | L | T | Pct | Home | Road | Conf | Div |
|------------------------|----|----|---|------|-------|-------|--------|-------|
| y-Dallas Cowboys | 12 | 5 | 0 | .706 | 8-0-0 | 4-5-0 | 9-3-0 | 5-1-0 |
| x-Philadelphia Eagles | 11 | 6 | 0 | .647 | 6-2-0 | 5-4-0 | 7-5-0 | 4-2-0 |
| New York Giants | 6 | 11 | 0 | .353 | 4-4-0 | 2-7-0 | 5-7-0 | 3-3-0 |
| Washington Commanders | 4 | 13 | 0 | .235 | 1-7-0 | 3-6-0 | 2-10-0 | 0-6-0 |
| NFC North | W | L | T | Pct | Home | Road | Conf | Div |
| y-Detroit Lions | 12 | 5 | 0 | .706 | 6-2-0 | 6-3-0 | 8-4-0 | 4-2-0 |
| x-Green Bay Packers | 9 | 8 | 0 | .529 | 5-3-0 | 4-5-0 | 7-5-0 | 4-2-0 |
| Minnesota Vikings | 7 | 10 | 0 | .412 | 2-6-0 | 5-4-0 | 6-6-0 | 2-4-0 |
| Chicago Bears | 7 | 10 | 0 | .412 | 5-3-0 | 2-7-0 | 6-6-0 | 2-4-0 |
| NFC South | W | L | T | Pct | Home | Road | Conf | Div |
| y-Tampa Bay Buccaneers | 9 | 8 | 0 | .529 | 4-4-0 | 5-4-0 | 7-5-0 | 4-2-0 |
| New Orleans Saints | 9 | 8 | 0 | .529 | 5-3-0 | 4-5-0 | 6-6-0 | 4-2-0 |
| Atlanta Falcons | 7 | 10 | 0 | .412 | 5-3-0 | 2-7-0 | 4-8-0 | 3-3-0 |
| Carolina Panthers | 2 | 15 | 0 | .118 | 2-6-0 | 0-9-0 | 1-11-0 | 1-5-0 |
| NFC West | W | L | T | Pct | Home | Road | Conf | Div |
| z-San Francisco 49ers | 12 | 5 | 0 | .706 | 5-3-0 | 7-2-0 | 10-2-0 | 5-1-0 |
| x-Los Angeles Rams | 10 | 7 | 0 | .588 | 5-3-0 | 5-4-0 | 8-4-0 | 5-1-0 |
| Seattle Seahawks | 9 | 8 | 0 | .529 | 5-3-0 | 4-5-0 | 7-5-0 | 2-4-0 |
| Arizona Cardinals | 4 | 13 | 0 | .235 | 2-6-0 | 2-7-0 | 3-9-0 | 0-6-0 |

x - Clinched Playoffs; y - Clinched Division; z - Clinched Home Field

TITANS OFFENSIVE AND DEFENSIVE RANKINGS BY THE WEEK AND BY THE SEASON

| 2023 Season | | NFL OFFENSE | | | AFC OFFENSE | | |
|-------------------------------------------------|--------|-------------|------|------|-------------|------|------|
| Week | Opp. | Tot | Rush | Pass | Tot | Rush | Pass |
| 1 | at NO | 14 | 12 | 17 | 7 | 5 | 10 |
| 2 | LAC | 21 | 11 | 22 | 11 | 5 | 13 |
| 3 | at Cle | 30 | 25T | 29 | 14 | 12 | 14 |
| 4 | Cin | 28 | 15 | 28 | 13 | 8 | 14 |
| 5 | at Ind | 24 | 18 | 28 | 11 | 10 | 14 |
| 6 | Bal | 26 | 17 | 29 | 12 | 10 | 14 |
| 7 | Bye | 28 | 19 | 30 | 13 | 11 | 14 |
| 8 | Atl | 24 | 13 | 29 | 11 | 6 | 14 |
| 9 | at Pit | 23 | 12 | 26 | 11 | 6 | 13 |
| 10 | at TB | 27 | 16 | 27T | 13 | 8 | 14 |
| 11 | at Jax | 27 | 18 | 27 | 13 | 10 | 14 |
| 12 | Car | 28T | 21T | 26 | 14T | 11 | 13 |
| 13 | Ind | 26 | 17 | 27 | 12 | 9 | 14 |
| 14 | at Mia | 25 | 18 | 24 | 12 | 9 | 12 |
| 15 | Hou | 26 | 18 | 24 | 12 | 8 | 12 |
| 16 | Sea | 27 | 17 | 26 | 13 | 8 | 14 |
| 17 | at Hou | 27 | 18 | 28 | 13 | 8 | 15 |
| 18 | Jax | 28 | 17 | 29 | 14 | 7 | 15 |
| Final regular season offensive rankings: | | | | | | | |
| Titans in 2023 | | 28 | 17 | 29 | 14 | 7 | 15 |
| Titans in 2022 | | 30 | 13 | 30 | 15 | 4 | 16 |
| Titans in 2021 | | 17 | 5 | 24 | 9 | 4 | 13 |
| Titans in 2020 | | 2T | 2 | 23 | 2T | 2 | 10 |
| Titans in 2019 | | 12 | 3 | 21 | 5 | 2 | 9 |
| Titans in 2018 | | 25 | 7 | 29 | 11 | 3 | 14 |
| Titans in 2017 | | 23 | 15 | 23 | 9 | 8 | 11 |
| Titans in 2016 | | 11 | 3 | 25 | 5 | 2 | 11 |
| Titans in 2015 | | 30 | 25 | 25T | 16 | 10 | 14 |
| Titans in 2014 | | 29 | 26 | 22 | 14 | 14 | 11 |
| Titans in 2013 | | 22 | 14 | 21 | 11 | 7 | 11 |
| Titans in 2012 | | 26 | 21 | 22 | 12 | 10 | 11 |
| Titans in 2011 | | 17 | 31 | 12 | 8 | 16 | 5 |
| Titans in 2010 | | 27 | 17 | 25 | 15 | 10 | 13 |
| Titans in 2009 | | 12 | 2 | 23 | 6 | 2 | 10 |
| Titans in 2008 | | 21 | 7 | 27 | 10 | 3 | 12 |
| Titans in 2007 | | 21 | 5 | 27 | 10 | 3 | 14 |
| Titans in 2006 | | 27 | 5 | 30 | 12 | 3 | 15 |
| Titans in 2005 | | 17 | 23 | 9 | 10 | 12 | 5 |
| Titans in 2004 | | 11 | 14 | 10 | 6 | 10 | 5 |
| Titans in 2003 | | 8 | 26 | 5 | 4 | 14 | 3 |
| Titans in 2002 | | 17 | 11 | 20 | 9 | 7 | 11 |
| Titans in 2001 | | 8 | 12 | 8T | 5 | 8 | 4 |
| Titans in 2000 | | 14 | 7 | 16 | 8 | 6 | 8 |
| Titans in 1999 | | 13 | 13 | 13T | 6 | 9 | 5T |

| 2023 Season | | NFL DEFENSE | | | AFC DEFENSE | | |
|-------------------------------------------------|--------|-------------|------|------|-------------|------|------|
| Week | Opp. | Tot | Rush | Pass | Tot | Rush | Pass |
| 1 | at NO | 23 | 5 | 26 | 10 | 3 | 13 |
| 2 | LAC | 20 | 3T | 28 | 9 | 1 | 14 |
| 3 | at Cle | 17 | 5 | 27 | 7 | 2 | 14 |
| 4 | Cin | 12 | 4 | 23 | 6 | 1 | 11 |
| 5 | at Ind | 15 | 9 | 23 | 6 | 4 | 11 |
| 6 | Bal | 18 | 13 | 21 | 7 | 5 | 10 |
| 7 | Bye | 17 | 14 | 22 | 7 | 6 | 11 |
| 8 | Atl | 22 | 16 | 19 | 10 | 7 | 9 |
| 9 | at Pit | 20 | 19 | 16 | 10 | 10 | 8 |
| 10 | at TB | 19 | 16 | 17 | 9 | 8 | 8 |
| 11 | at Jax | 22 | 18 | 20 | 11 | 10 | 10 |
| 12 | Car | 17 | 15 | 18 | 8 | 8 | 10 |
| 13 | Ind | 17 | 13 | 22 | 8 | 6 | 11 |
| 14 | at Mia | 17 | 14 | 22 | 9 | 7 | 11 |
| 15 | Hou | 19 | 17 | 22 | 10 | 9 | 11 |
| 16 | Sea | 17 | 14 | 18 | 9 | 7 | 10 |
| 17 | at Hou | 17 | 14 | 16 | 9 | 7 | 9 |
| 18 | Jax | 18 | 13 | 18 | 10 | 6 | 11 |
| Final regular season defensive rankings: | | | | | | | |
| Titans in 2023 | | 18 | 13 | 18 | 10 | 6 | 11 |
| Titans in 2022 | | 23 | 1 | 32 | 13 | 1 | 16 |
| Titans in 2021 | | 12 | 2 | 25 | 5 | 2 | 12 |
| Titans in 2020 | | 28 | 19 | 29 | 14 | 9 | 16 |
| Titans in 2019 | | 21 | 12 | 24 | 11 | 7 | 13 |
| Titans in 2018 | | 8 | 18 | 6 | 5 | 8 | 4 |
| Titans in 2017 | | 13 | 4 | 25 | 5 | 1 | 12 |
| Titans in 2016 | | 20 | 2 | 30 | 11 | 1 | 16 |
| Titans in 2015 | | 12 | 18 | 7 | 8 | 12 | 3 |
| Titans in 2014 | | 27 | 31 | 15 | 16 | 15 | 9 |
| Titans in 2013 | | 14 | 20 | 11 | 8 | 8 | 6 |
| Titans in 2012 | | 27 | 24 | 26 | 15 | 11 | 14 |
| Titans in 2011 | | 18T | 24 | 14 | 11 | 11 | 10 |
| Titans in 2010 | | 26 | 20 | 29 | 13 | 10 | 14 |
| Titans in 2009 | | 28 | 11T | 31 | 14 | 5T | 16 |
| Titans in 2008 | | 7 | 6 | 9 | 3 | 3 | 4 |
| Titans in 2007 | | 5 | 5 | 10 | 4 | 3 | 9 |
| Titans in 2006 | | 32 | 30 | 27 | 16 | 15 | 15 |
| Titans in 2005 | | 19 | 22 | 17 | 10 | 11 | 7 |
| Titans in 2004 | | 27 | 18 | 26 | 13 | 11 | 12 |
| Titans in 2003 | | 12 | 1 | 30 | 9 | 1 | 15 |
| Titans in 2002 | | 10 | 2 | 25 | 5 | 2 | 13 |
| Titans in 2001 | | 25 | 5 | 31 | 15 | 3 | 16 |
| Titans in 2000 | | 1 | 3 | 1 | 1 | 2 | 1 |
| Titans in 1999 | | 17 | 10 | 25 | 12 | 6 | 15 |

2023 RECAP

DRAFT

TEAM NOTES

PLAYER NOTES

STATISTICS

ROSTERS

2023 TENNESSEE TITANS REGULAR SEASON STATISTICS

Won 6, Lost 11

| Date | W-L | Score | OT | Opponent | Attendance |
|-------|-----|-------|----|-----------------|------------|
| 09/10 | L | 15-16 | | at New Orleans | 70,024 |
| 09/17 | W | 27-24 | OT | L.A. Chargers | 67,438 |
| 09/24 | L | 3-27 | | at Cleveland | 67,919 |
| 10/01 | W | 27-3 | | Cincinnati | 68,951 |
| 10/08 | L | 16-23 | | at Indianapolis | 65,287 |
| 10/15 | L | 16-24 | | Baltimore | 61,011 |
| 10/29 | W | 28-23 | | Atlanta | 68,008 |
| 11/02 | L | 16-20 | | at Pittsburgh | 65,969 |
| 11/12 | L | 6-20 | | at Tampa Bay | 62,725 |
| 11/19 | L | 14-34 | | at Jacksonville | 67,175 |
| 11/26 | W | 17-10 | | Carolina | 62,493 |
| 12/03 | L | 28-31 | OT | Indianapolis | 65,262 |
| 12/11 | W | 28-27 | | at Miami | 66,068 |
| 12/17 | L | 16-19 | OT | Houston | 66,219 |
| 12/24 | L | 17-20 | | Seattle | 60,181 |
| 12/31 | L | 3-26 | | at Houston | 71,517 |
| 01/07 | W | 28-20 | | Jacksonville | 63,744 |

| Statistic | Tenn. | Opp. |
|--------------------------|----------------|----------------|
| Total First Downs | 298 | 334 |
| Rushing | 103 | 103 |
| Passing | 158 | 189 |
| Penalty | 37 | 42 |
| 3rd Down: Made/Att | 71/212 | 89/231 |
| 3rd Down Pct. | 33.5 | 38.5 |
| 4th Down: Made/Att | 11/20 | 12/21 |
| 4th Down Pct. | 55.0 | 57.1 |
| Possession Avg. | 29:14 | 30:46 |
| Total Net Yards | 4913 | 5697 |
| Avg. Per Game | 289.0 | 335.1 |
| Total Plays | 1002 | 1096 |
| Avg. Per Play | 4.9 | 5.2 |
| Net Yards Rushing | 1846 | 1831 |
| Avg. Per Game | 108.6 | 107.7 |
| Total Rushes | 444 | 480 |
| Net Yards Passing | 3067 | 3866 |
| Avg. Per Game | 180.4 | 227.4 |
| Sacked/Yards Lost | 64/445 | 45/315 |
| Gross Yards | 3512 | 4181 |
| Att./Completions | 494/304 | 571/387 |
| Completion Pct. | 61.5 | 67.8 |
| Had Intercepted | 11 | 6 |
| Punts/Average | 80/50.1 | 69/46.8 |
| Net Punting Avg. | 80/43.0 | 69/41.5 |
| Penalties/Yards | 110/882 | 98/776 |
| Fumbles/Ball Lost | 19/9 | 19/8 |
| Touchdowns | 31 | 33 |
| Rushing | 16 | 10 |
| Passing | 14 | 20 |
| Returns | 1 | 3 |

| Score By Periods | Q1 | Q2 | Q3 | Q4 | OT | PTS |
|------------------|-----------|------------|-----------|------------|----------|------------|
| Team | 58 | 118 | 59 | 64 | 6 | 305 |
| Opponents | 62 | 97 | 88 | 111 | 9 | 367 |

| Scoring | TD | Rush | Rec | Ret | K-PAT | FG | S | PTS |
|------------------|-----------|-----------|-----------|----------|--------------|--------------|----------|------------|
| Folk | 0 | 0 | 0 | 0 | 28/30 | 29/30 | 0 | 115 |
| Henry | 12 | 12 | 0 | 0 | | | 0 | 72 |
| Hopkins | 7 | 0 | 7 | 0 | | | 0 | 42 |
| Westbrook-Ikhine | 3 | 0 | 3 | 0 | | | 0 | 20 |
| Spears | 3 | 2 | 1 | 0 | | | 0 | 18 |
| Levis | 1 | 1 | 0 | 0 | | | 0 | 6 |
| Molden | 1 | 0 | 0 | 1a | | | 0 | 6 |
| Okonkwo | 1 | 0 | 1 | 0 | | | 0 | 6 |
| Simmons | 1 | 0 | 1 | 0 | | | 0 | 6 |
| Tannehill | 1 | 1 | 0 | 0 | | | 0 | 6 |
| Whyle | 1 | 0 | 1 | 0 | | | 0 | 6 |
| Hooker | 0 | 0 | 0 | 0 | | | 0 | 2 |
| Team | 31 | 16 | 14 | 1 | 28/30 | 29/30 | 0 | 305 |
| Opponents | 33 | 10 | 20 | 3 | 29/30 | 46/47 | 0 | 367 |

a - 44-yard INT return vs. Hou (12/17)

2-Pt Conv: Westbrook-Ikhine, TM 1-1, OPP 1-2

Sacks: Autry 11.5, Landry 10.5, Key 6, J. Simmons 5.5, Edmunds 2.5, Al-Shaar 2, McCreary 2, Davidson 1, Gibbens 1, Gipson 1, Johnson 1, Tart 1, **TM 45, OPP 64**
FUM/Lost: Levis 7/4, Tannehill 4/0, Garror 2/2, Moore 1/0, Philips 1/1, Spears 1/0, Stonehouse 1/1, Willis 1/1, Zentner 1/0

| Passing | Att | Cmp | Yds | Cmp% | Yds/Att | TD | TD% | Int | Int% | Long | Sack/Lost | Rating |
|------------------|------------|------------|-------------|-------------|-------------|-----------|------------|-----------|------------|------------|---------------|-------------|
| Levis | 255 | 149 | 1808 | 58.4 | 7.09 | 8 | 3.1 | 4 | 1.6 | 61t | 28/185 | 84.2 |
| Tannehill | 230 | 149 | 1616 | 64.8 | 7.03 | 4 | 1.7 | 7 | 3.0 | 70 | 32/230 | 78.5 |
| Willis | 5 | 4 | 74 | 80.0 | 14.80 | 0 | 0.0 | 0 | 0.0 | 48 | 4/30 | 118.8 |
| Henry | 3 | 2 | 14 | 66.7 | 4.67 | 2 | 66.0 | 0 | 0.0 | 12t | 0/0 | 116.7 |
| Hopkins | 1 | 0 | 0 | 0.0 | 0.00 | 0 | 0.0 | 0 | 0.0 | --- | 0/0 | 39.6 |
| Team | 494 | 304 | 3512 | 61.5 | 7.11 | 14 | 2.8 | 11 | 2.2 | 70 | 64/445 | 83.2 |
| Opponents | 571 | 387 | 4181 | 67.8 | 7.32 | 20 | 3.5 | 6 | 1.1 | 59t | 45/315 | 96.4 |

| Rushing | No. | Yds | Avg | Long | TD |
|------------------|------------|-------------|------------|------------|-----------|
| Henry | 280 | 1167 | 4.2 | 69 | 12 |
| Spears | 100 | 453 | 4.5 | 23 | 2 |
| Tannehill | 17 | 74 | 4.4 | 23 | 1 |
| Levis | 25 | 57 | 2.3 | 11 | 1 |
| Moore | 2 | 39 | 19.5 | 38 | 0 |
| Willis | 5 | 21 | 4.2 | 11 | 0 |
| Burks | 5 | 18 | 3.6 | 9 | 0 |
| Ward | 3 | 11 | 3.7 | 8 | 0 |
| Hopkins | 2 | 9 | 4.5 | 5 | 0 |
| Okonkwo | 2 | 6 | 3.0 | 4 | 0 |
| Hooker | 1 | 2 | 2.0 | 2 | 0 |
| Zentner | 1 | 0 | 0.0 | 0 | 0 |
| Stonehouse | 1 | -11 | -11.0 | -11 | 0 |
| Team | 444 | 1846 | 4.2 | 69 | 16 |
| Opponents | 480 | 1831 | 3.8 | 56t | 10 |

| Receiving | No. | Yds | Avg | Long | TD |
|------------------|------------|-------------|-------------|------------|-----------|
| Hopkins | 75 | 1057 | 14.1 | 61t | 7 |
| Okonkwo | 54 | 528 | 9.8 | 39 | 1 |
| Spears | 52 | 385 | 7.4 | 48 | 1 |
| Westbrook-Ikhine | 28 | 370 | 13.2 | 33t | 3 |
| Henry | 28 | 214 | 7.6 | 46 | 0 |
| Moore | 22 | 424 | 19.3 | 49 | 0 |
| Burks | 16 | 221 | 13.8 | 70 | 0 |
| Philips | 15 | 181 | 12.1 | 29 | 0 |
| Whyle | 9 | 94 | 10.4 | 24 | 1 |
| Wesco | 1 | 21 | 21.0 | 21 | 0 |
| Kinsey | 1 | 6 | 6.0 | 6 | 0 |
| Rader | 1 | 6 | 6.0 | 6 | 0 |
| Dowell | 1 | 3 | 3.0 | 3 | 0 |
| Simmons | 1 | 2 | 2.0 | 2t | 1 |
| Team | 304 | 3512 | 11.6 | 70 | 14 |
| Opponents | 387 | 4181 | 10.8 | 59t | 20 |

| Interceptions | No. | Yds | Avg | Long | TD |
|------------------|-----------|------------|-------------|------------|----------|
| Murphy-Bunting | 2 | 12 | 6.0 | 10 | 0 |
| Molden | 1 | 44 | 44.0 | 44t | 1 |
| McCreary | 1 | 18 | 18.0 | 18 | 0 |
| Hooker | 1 | 10 | 10.0 | 10 | 0 |
| Edmunds | 1 | 2 | 2.0 | 2 | 0 |
| Team | 6 | 86 | 14.3 | 44t | 1 |
| Opponents | 11 | 101 | 9.2 | 29 | 1 |

| Punting | No. | Yds | Avg | Net | TB | In | Lg | B |
|------------------|-----------|-------------|-------------|-------------|-----------|-----------|-----------|----------|
| Stonehouse | 53 | 2812 | 53.1 | 43.9 | 10 | 28 | 74 | 1 |
| Zentner | 24 | 1115 | 46.5 | 41.4 | 2 | 8 | 64 | 0 |
| Folk | 2 | 81 | 40.5 | 39.0 | 0 | 0 | 41 | 0 |
| Team | 80 | 4008 | 50.1 | 43.0 | 12 | 36 | 74 | 1 |
| Opponents | 69 | 3231 | 46.8 | 41.5 | 2 | 26 | 63 | 0 |

| Punt Returns | Ret | FC | Yds | Avg | Long | TD |
|------------------|-----------|-----------|------------|-------------|-----------|----------|
| Garror | 21 | 5 | 159 | 7.6 | 15 | 0 |
| Kinsey | 11 | 6 | 100 | 9.1 | 21 | 0 |
| K. Jackson | 6 | 3 | 48 | 8.0 | 14 | 0 |
| Philips | 4 | 0 | 23 | 5.8 | 12 | 0 |
| Team | 42 | 14 | 330 | 7.9 | 21 | 0 |
| Opponents | 29 | 19 | 328 | 11.3 | 70 | 0 |

| Kickoff Returns | No. | Yds | Avg | Long | TD |
|------------------|-----------|------------|-------------|-----------|----------|
| Spears | 13 | 270 | 20.8 | 33 | 0 |
| Moore | 4 | 89 | 22.3 | 26 | 0 |
| Philips | 1 | 13 | 13.0 | 13 | 0 |
| Team | 18 | 372 | 20.7 | 33 | 0 |
| Opponents | 35 | 815 | 23.3 | 36 | 0 |

| Field Goals | 1-19 | 20-29 | 30-39 | 40-49 | 50+ |
|------------------|------------|--------------|--------------|------------|------------|
| Folk | 0/0 | 9/9 | 9/9 | 6/6 | 5/6 |
| Team | 0/0 | 9/9 | 9/9 | 6/6 | 5/6 |
| Opponents | 0/0 | 22/22 | 12/12 | 6/7 | 6/6 |

Folk: (50G,27G,31G,45G,29G)(33G,41G)(44G)(53G, 35G)(27G,53G,34G)
 (26G,27G,38G)(36G,36G,48G) (38G,51N,27G)(53G)(24G,46G)(28G,23G)(45G)
 (33G)(53G)(
 OPP: (26G,33G,52G)(27G,30G,33G)(48G,52G)(21G) (43G,35G,28G)
 (41G,28G,23G,29G,20G,36G)(29G,49G,39G)(29G,30G)(25G,35G)(30G,25G)
 (50G)(23G,46G,23G,28G)(44B,20G,31G)(23G,27G,53G,54G)(28G,27G)
 (28G,38G,27G,51G)(44G,30G)

2023 TENNESSEE TITANS REGULAR SEASON DEFENSIVE STATISTICS

| PLAYER | TACKLES | | | SACKS | | INTERCEPTIONS | | | | FUMBLES | | | | | |
|----------------------|--------------|------------|------------|-------------|--------------|---------------|-----------|----------|-----------|-----------|----------|-----------|-----------|----------|----------|
| | Tot | Solo | Asst | Sk | Yds | QBP | TFL | No | Yds | Lg | TD | PD | FF | FR | Yds |
| Al-Shaair, Azeez | 163 | 84 | 79 | 2.0 | 2.0 | 11 | 9 | 0 | 0 | 0 | 0 | 4 | 0 | 1 | 0 |
| Gibbens, Jack | 92 | 54 | 38 | 1.0 | 9.0 | 7 | 3 | 0 | 0 | 0 | 0 | 3 | 0 | 0 | 0 |
| McCreary, Roger | 86 | 62 | 24 | 2.0 | 25.0 | 4 | 7 | 1 | 18 | 18 | 0 | 6 | 1 | 0 | 0 |
| Hooker, Amani | 80 | 65 | 15 | 0.0 | 0.0 | 2 | 3 | 1 | 10 | 10 | 0 | 7 | 0 | 0 | 0 |
| Molden, Elijah | 72 | 46 | 26 | 0.0 | 0.0 | 4 | 1 | 1 | 44 | 44t | 1 | 4 | 1 | 1 | 1 |
| Landry III, Harold | 70 | 45 | 25 | 10.5 | 72.5 | 48 | 14 | 0 | 0 | 0 | 0 | 0 | 0 | 0 | 0 |
| Murphy-Bunting, Sean | 57 | 42 | 15 | 0.0 | 0.0 | 3 | 3 | 2 | 12 | 10 | 0 | 8 | 2 | 1 | 5 |
| Autry, Denico | 50 | 30 | 20 | 11.5 | 87.5 | 58 | 12 | 0 | 0 | 0 | 0 | 4 | 2 | 0 | 0 |
| Byard, Kevin | 47 | 30 | 17 | 0.0 | 0.0 | 1 | 0 | 0 | 0 | 0 | 0 | 0 | 0 | 1 | 0 |
| Fulton, Kristian | 46 | 37 | 9 | 0.0 | 0.0 | 0 | 2 | 0 | 0 | 0 | 0 | 5 | 0 | 0 | 0 |
| Simmons, Jeffery | 44 | 30 | 14 | 5.5 | 37.0 | 38 | 11 | 0 | 0 | 0 | 0 | 1 | 1 | 1 | 2 |
| Wallace, K'Von | 42 | 33 | 9 | 0.0 | 0.0 | 1 | 0 | 0 | 0 | 0 | 0 | 2 | 0 | 0 | 0 |
| Avery, Tre | 31 | 27 | 4 | 0.0 | 0.0 | 0 | 2 | 0 | 0 | 0 | 0 | 2 | 0 | 0 | 0 |
| Key, Arden | 30 | 17 | 13 | 6.0 | 43.0 | 57 | 4 | 0 | 0 | 0 | 0 | 2 | 2 | 0 | 0 |
| Johnson, Jaleel | 24 | 11 | 13 | 1.0 | 5.0 | 2 | 0 | 0 | 0 | 0 | 0 | 0 | 1 | 0 | 0 |
| Garror, Eric | 22 | 19 | 3 | 0.0 | 0.0 | 2 | 1 | 0 | 0 | 0 | 0 | 2 | 0 | 0 | 0 |
| Peko, Kyle | 22 | 12 | 10 | 0.0 | 0.0 | 5 | 2 | 0 | 0 | 0 | 0 | 1 | 0 | 0 | 0 |
| Tart, Tear | 21 | 15 | 6 | 1.0 | 7.0 | 12 | 7 | 0 | 0 | 0 | 0 | 0 | 0 | 0 | 0 |
| Rice, Monty | 17 | 8 | 9 | 0.0 | 0.0 | 0 | 1 | 0 | 0 | 0 | 0 | 0 | 0 | 0 | 0 |
| Reese IV, Otis | 16 | 8 | 8 | 0.0 | 0.0 | 0 | 0 | 0 | 0 | 0 | 0 | 0 | 0 | 0 | 0 |
| Weaver, Rashad | 16 | 8 | 8 | 0.0 | 0.0 | 6 | 4 | 0 | 0 | 0 | 0 | 1 | 0 | 0 | 0 |
| Edmunds, Terrell | 15 | 12 | 3 | 2.5 | 11.0 | 5 | 2 | 1 | 2 | 2 | 0 | 2 | 0 | 0 | 0 |
| Davidson, Marlon | 10 | 6 | 4 | 1.0 | 8.0 | 4 | 2 | 0 | 0 | 0 | 0 | 0 | 0 | 0 | 0 |
| Jones, Naquan | 8 | 0 | 8 | 0.0 | 0.0 | 4 | 0 | 0 | 0 | 0 | 0 | 0 | 0 | 0 | 0 |
| McLendon, TK | 8 | 3 | 5 | 0.0 | 0.0 | 2 | 0 | 0 | 0 | 0 | 0 | 0 | 0 | 1 | 0 |
| Brown, Mike | 7 | 5 | 2 | 0.0 | 0.0 | 1 | 0 | 0 | 0 | 0 | 0 | 1 | 0 | 0 | 0 |
| Coburn, Keondre | 7 | 2 | 5 | 0.0 | 0.0 | 3 | 0 | 0 | 0 | 0 | 0 | 0 | 0 | 0 | 0 |
| Gipson, Trevis | 6 | 1 | 5 | 1.0 | 8.0 | 6 | 0 | 0 | 0 | 0 | 0 | 0 | 1 | 0 | 0 |
| Wallow, Garret | 6 | 5 | 1 | 0.0 | 0.0 | 0 | 0 | 0 | 0 | 0 | 0 | 0 | 0 | 0 | 0 |
| Bohanna, Quinton | 4 | 2 | 2 | 0.0 | 0.0 | 0 | 0 | 0 | 0 | 0 | 0 | 0 | 0 | 0 | 0 |
| Blacklock, Ross | 2 | 1 | 1 | 0.0 | 0.0 | 3 | 0 | 0 | 0 | 0 | 0 | 0 | 0 | 0 | 0 |
| Campbell, Chance | 2 | 1 | 1 | 0.0 | 0.0 | 0 | 0 | 0 | 0 | 0 | 0 | 0 | 0 | 0 | 0 |
| Carter, Shyheim | 2 | 1 | 1 | 0.0 | 0.0 | 0 | 0 | 0 | 0 | 0 | 0 | 0 | 0 | 0 | 0 |
| Jackson, Matthew | 1 | 0 | 1 | 0.0 | 0.0 | 0 | 0 | 0 | 0 | 0 | 0 | 0 | 0 | 0 | 0 |
| Vildor, Kindle | 1 | 1 | 0 | 0.0 | 0.0 | 0 | 0 | 0 | 0 | 0 | 0 | 0 | 0 | 0 | 0 |
| Stallworth, Taylor | 0 | 0 | 0 | 0.0 | 0.0 | 1 | 0 | 0 | 0 | 0 | 0 | 0 | 0 | 0 | 0 |
| TEAM TOTALS: | 1,127 | 723 | 404 | 45.0 | 315.0 | 290 | 90 | 6 | 86 | 44 | 1 | 55 | 11 | 6 | 8 |

TITANS SPECIAL TEAMS STATISTICS

| PLAYER | TACKLES | | | FUMBLES | | BLOCKS | | |
|---------------------|-----------|-----------|-----------|----------|----------|----------|----------|----------|
| | Tot | Solo | Asst | FF | FR | PAT | FG | PUNT |
| Kendall, Anthony | 9 | 5 | 4 | 0 | 0 | 0 | 0 | 0 |
| Rice, Monty | 9 | 6 | 3 | 0 | 0 | 0 | 0 | 0 |
| Gifford, Luke | 6 | 3 | 3 | 0 | 0 | 0 | 0 | 0 |
| Edmunds, Terrell | 5 | 2 | 3 | 0 | 0 | 0 | 0 | 0 |
| Jackson, Matthew | 5 | 3 | 2 | 0 | 0 | 0 | 0 | 0 |
| Reese IV, Otis | 5 | 4 | 1 | 0 | 0 | 0 | 0 | 0 |
| Hooker, Amani | 4 | 3 | 1 | 1 | 1 | 0 | 0 | 0 |
| Rader, Kevin | 4 | 2 | 2 | 0 | 0 | 0 | 0 | 0 |
| Wallace, K'Von | 4 | 3 | 1 | 0 | 0 | 0 | 0 | 0 |
| Weaver, Rashad | 4 | 3 | 1 | 0 | 0 | 0 | 0 | 0 |
| Domann, Jojo | 3 | 1 | 2 | 0 | 0 | 0 | 0 | 0 |
| Dowell, Colton | 3 | 2 | 1 | 0 | 0 | 0 | 0 | 0 |
| Gibbens, Jack | 3 | 1 | 2 | 0 | 0 | 0 | 0 | 0 |
| Avery, Tre | 2 | 1 | 1 | 0 | 0 | 0 | 0 | 0 |
| Chestnut, Julius | 2 | 1 | 1 | 0 | 0 | 0 | 0 | 0 |
| Jones, Joe | 2 | 0 | 2 | 0 | 0 | 0 | 0 | 0 |
| Moore, Chris | 2 | 1 | 1 | 1 | 0 | 0 | 0 | 0 |
| Murphy, Caleb | 2 | 1 | 1 | 0 | 0 | 0 | 0 | 0 |
| Campbell, Chance | 1 | 0 | 1 | 0 | 0 | 0 | 0 | 0 |
| Carter, Shyheim | 1 | 0 | 1 | 0 | 0 | 0 | 0 | 0 |
| Cox, Morgan | 1 | 1 | 0 | 0 | 0 | 0 | 0 | 0 |
| Molden, Elijah | 1 | 1 | 0 | 0 | 0 | 0 | 0 | 0 |
| Okonkwo, Chig | 1 | 0 | 1 | 0 | 0 | 0 | 0 | 0 |
| Stonehouse, Ryan | 1 | 1 | 0 | 0 | 0 | 0 | 0 | 0 |
| Ward, Jonathan | 1 | 1 | 0 | 0 | 0 | 0 | 0 | 0 |
| Whyle, Josh | 1 | 1 | 0 | 0 | 0 | 0 | 0 | 0 |
| Autry, Denico | 0 | 0 | 0 | 0 | 0 | 1 | 1 | 0 |
| TEAM TOTALS: | 82 | 47 | 35 | 2 | 1 | 1 | 1 | 0 |

MISCELLANEOUS STATISTICS

| PLAYER | TACKLES | | | FUMBLES | |
|---------------------|----------|----------|----------|----------|----------|
| | Tot | Solo | Asst | FF | FR |
| Hopkins, DeAndre | 3 | 3 | 0 | 0 | 0 |
| Spears, Tyjae | 2 | 2 | 0 | 0 | 1 |
| Dowell, Colton | 1 | 1 | 0 | 0 | 0 |
| Hooker, Amani | 1 | 1 | 0 | 0 | 0 |
| Moore, Chris | 1 | 1 | 0 | 0 | 0 |
| Tannehill, Ryan | 1 | 1 | 0 | 0 | 2 |
| Levis, Will | 0 | 0 | 0 | 0 | 2 |
| Henry, Derrick | 0 | 0 | 0 | 0 | 1 |
| Okonkwo, Chig | 0 | 0 | 0 | 0 | 1 |
| Zentner, Ty | 0 | 0 | 0 | 0 | 1 |
| TEAM TOTALS: | 9 | 9 | 0 | 0 | 8 |

Legend:

- Tot Total Tackles
- Solo Unassisted Tackles
- Asst Assisted Tackles
- Sk Quarterback Sacks
- Yds Yards Lost on Sack
- QBP Quarterback Pressure
- TFL Tackle for Loss
- Int Interceptions
- Yds Interception Return Yards
- TD Interceptions Return Touchdowns
- PD Passes Defensed
- FF Forced Fumble
- FR Fumble Recoveries
- Yds Yards on Fumble Returns

2023 RECAP

DRAFT

TEAM NOTES

PLAYER NOTES

STATISTICS

ROSTERS

2023 TENNESSEE TITANS PRESEASON STATISTICS

Won 2, Lost 1

| Date | W-L | Score | OT | Opponent | Attendance |
|-------|-----|-------|----|--------------|------------|
| 08/12 | L | 17-23 | | at Chicago | 59,829 |
| 08/19 | W | 24-16 | | at Minnesota | 66,689 |
| 08/25 | W | 23-7 | | New England | 65,175 |

| Statistic | Tenn. | Opp. |
|--------------------------|----------------|----------------|
| Total First Downs | 59 | 36 |
| Rushing | 28 | 10 |
| Passing | 28 | 20 |
| Penalty | 3 | 6 |
| 3rd Down: Made/Att | 19/42 | 10/36 |
| 3rd Down Pct. | 45.2 | 27.8 |
| 4th Down: Made/Att | 1/2 | 1/3 |
| 4th Down Pct. | 50.0 | 33.3 |
| Possession Avg. | 34:38 | 25:22 |
| Total Net Yards | 1092 | 678 |
| Avg. Per Game | 364.0 | 226.0 |
| Total Plays | 196 | 153 |
| Avg. Per Play | 5.6 | 4.4 |
| Net Yards Rushing | 570 | 246 |
| Avg. Per Game | 190.0 | 82.0 |
| Total Rushes | 108 | 72 |
| Net Yards Passing | 522 | 432 |
| Avg. Per Game | 174.0 | 144.0 |
| Sacked/Yards Lost | 12/48 | 11/68 |
| Gross Yards | 570 | 500 |
| Att./Completions | 76/50 | 70/40 |
| Completion Pct. | 65.8 | 57.1 |
| Had Intercepted | 5 | 1 |
| Punts/Average | 10/53.3 | 17/49.0 |
| Net Punting Avg. | 10/45.8 | 17/42.1 |
| Penalties/Yards | 19/128 | 16/132 |
| Fumbles/Ball Lost | 8/3 | 5/3 |
| Touchdowns | 7 | 4 |
| Rushing | 4 | 2 |
| Passing | 3 | 2 |
| Returns | 0 | 0 |

| Score By Periods | Q1 | Q2 | Q3 | Q4 | OT | PTS |
|------------------|-----------|-----------|-----------|-----------|----------|-----------|
| Team | 20 | 17 | 10 | 17 | 0 | 64 |
| Opponents | 14 | 16 | 6 | 10 | 0 | 46 |

| Scoring | TD | Rush | Rec | Ret | K-PAT | FG | S | PTS |
|------------------|----------|----------|----------|----------|------------|------------|----------|-----------|
| Chestnut | 3 | 1 | 2 | 0 | | | 0 | 18 |
| Badgley | 0 | 0 | 0 | 0 | 2/2 | 3/4 | 0 | 11 |
| Haskins | 1 | 1 | 0 | 0 | | | 0 | 6 |
| K. Jackson | 1 | 0 | 1 | 0 | | | 0 | 6 |
| Spears | 1 | 1 | 0 | 0 | | | 0 | 6 |
| Willis | 1 | 1 | 0 | 0 | | | 0 | 6 |
| Wolff | 0 | 0 | 0 | 0 | 3/3 | 1/2 | 0 | 6 |
| Shudak | 0 | 0 | 0 | 0 | 2/2 | 1/1 | 0 | 5 |
| Team | 7 | 4 | 3 | 0 | 7/7 | 5/7 | 0 | 64 |
| Opponents | 4 | 2 | 2 | 0 | 4/4 | 6/6 | 0 | 46 |

2-Pt Conv: TM 0-0, OPP 0-0

Sacks: Murphy 4, Dwumfour 2, Weaver 2, Autry 1, Okuayinonu 1, Peko 1, TM 11, OPP 12

FUM/Lost: Willis 4/1, Avery 1/1, Chestnut 1/0, Garror 1/0, Whyte 1/1

| Rushing | No. | Yds | Avg | Long | TD |
|------------------|------------|------------|------------|-----------|----------|
| Chestnut | 29 | 174 | 6.0 | 55 | 1 |
| Willis | 22 | 130 | 5.9 | 26 | 1 |
| Spears | 22 | 117 | 5.3 | 33t | 1 |
| Patrick | 23 | 105 | 4.6 | 21 | 0 |
| Kinsey | 3 | 18 | 6.0 | 11 | 0 |
| Haskins | 6 | 12 | 2.0 | 5 | 1 |
| Ward | 2 | 8 | 4.0 | 5 | 0 |
| Levis | 1 | 6 | 6.0 | 6 | 0 |
| Team | 108 | 570 | 5.3 | 55 | 4 |
| Opponents | 72 | 246 | 3.4 | 24 | 2 |

| Receiving | No. | Yds | Avg | Long | TD |
|------------------|-----------|------------|-------------|------------|----------|
| Kinsey | 8 | 77 | 9.6 | 21 | 0 |
| Chestnut | 5 | 58 | 11.6 | 30 | 2 |
| McMath | 4 | 69 | 17.3 | 21 | 0 |
| Whyte | 4 | 21 | 5.3 | 8 | 0 |
| Spears | 4 | 20 | 5.0 | 10 | 0 |
| K. Jackson | 3 | 60 | 20.0 | 26t | 1 |
| Dowell | 3 | 55 | 18.3 | 30 | 0 |
| Harrison | 3 | 41 | 13.7 | 23 | 0 |
| C. Moore | 2 | 43 | 21.5 | 30 | 0 |
| Westbrook-Ikhine | 2 | 30 | 15.0 | 22 | 0 |
| Roberson | 2 | 20 | 10.0 | 13 | 0 |
| Holmes | 2 | 19 | 9.5 | 14 | 0 |
| Patrick | 2 | 18 | 9.0 | 13 | 0 |
| Okonkwo | 1 | 19 | 19.0 | 19 | 0 |
| Rader | 1 | 12 | 12.0 | 12 | 0 |
| Philips | 1 | 5 | 5.0 | 5 | 0 |
| Rigg | 1 | 5 | 5.0 | 5 | 0 |
| Mack | 1 | 1 | 1.0 | 1 | 0 |
| Ward | 1 | -3 | -3.0 | -3 | 0 |
| Team | 50 | 570 | 11.4 | 30 | 3 |
| Opponents | 40 | 500 | 12.5 | 62t | 2 |

| Interceptions | No. | Yds | Avg | Long | TD |
|------------------|----------|-----------|-------------|-----------|----------|
| Avery | 1 | 29 | 29.0 | 29 | 0 |
| Team | 1 | 29 | 29.0 | 29 | 0 |
| Opponents | 5 | 35 | 7.0 | 17 | 0 |

| Punting | No. | Yds | Avg | Net | TB | In | Lg | B |
|------------------|-----------|------------|-------------|-------------|----------|----------|-----------|----------|
| Stonehouse | 10 | 533 | 53.3 | 45.8 | 1 | 3 | 63 | 0 |
| Team | 10 | 533 | 53.3 | 45.8 | 1 | 3 | 63 | 0 |
| Opponents | 17 | 833 | 49.0 | 42.1 | 1 | 3 | 69 | 0 |

| Punt Returns | Ret | FC | Yds | Avg | Long | TD |
|------------------|-----------|----------|-----------|------------|-----------|----------|
| Garror | 4 | 1 | 48 | 12.0 | 17 | 0 |
| K. Jackson | 2 | 2 | 24 | 12.0 | 16 | 0 |
| Philips | 2 | 0 | 18 | 9.0 | 17 | 0 |
| Avery | 1 | 0 | 0 | 0.0 | 0 | 0 |
| Kinsey | 1 | 1 | 7 | 7.0 | 7 | 0 |
| Team | 10 | 4 | 97 | 9.7 | 17 | 0 |
| Opponents | 7 | 1 | 55 | 7.9 | 16 | 0 |

| Kickoff Returns | No. | Yds | Avg | Long | TD |
|------------------|----------|------------|-------------|-----------|----------|
| K. Jackson | 3 | 77 | 25.7 | 33 | 0 |
| Haskins | 2 | 40 | 20.0 | 21 | 0 |
| Roberson | 1 | 28 | 28.0 | 28 | 0 |
| Spears | 1 | 22 | 22.0 | 22 | 0 |
| Team | 7 | 167 | 23.9 | 33 | 0 |
| Opponents | 8 | 178 | 22.3 | 38 | 0 |

| Field Goals | 1-19 | 20-29 | 30-39 | 40-49 | 50+ |
|------------------|------------|------------|------------|------------|------------|
| Badgley | 0/0 | 1/1 | 1/2 | 1/1 | 0/0 |
| Wolff | 0/0 | 1/1 | 0/0 | 0/1 | 0/0 |
| Shudak | 0/0 | 0/0 | 0/0 | 1/1 | 0/0 |
| Team | 0/0 | 2/2 | 1/2 | 2/3 | 0/0 |
| Opponents | 0/0 | 3/3 | 1/1 | 2/2 | 0/0 |

Badgley: () () (44G,27G,39N,33G)

Wolff: (48N) (22G) ()

Shudak: (41G) () ()

TM: (41G,48N) (22G) (44G,27G,39N,33G)

OPP: (28G,29G,49G) (45G,33G,26G) ()

| Passing | Att | Cmp | Yds | Cmp% | Yds/Att | TD | TD% | Int | Int% | Long | Sack/Lost | Rating |
|------------------|-----------|-----------|------------|-------------|-------------|----------|------------|----------|------------|------------|--------------|-------------|
| Willis | 62 | 41 | 485 | 66.1 | 7.82 | 3 | 4.8 | 4 | 6.5 | 30 | 8/33 | 79.0 |
| Levis | 14 | 9 | 85 | 64.3 | 6.07 | 0 | 0.0 | 1 | 7.1 | 21 | 4/15 | 51.2 |
| Team | 76 | 50 | 570 | 65.8 | 7.50 | 3 | 3.9 | 5 | 6.6 | 30 | 12/48 | 73.9 |
| Opponents | 70 | 40 | 500 | 57.1 | 7.14 | 2 | 2.9 | 1 | 1.4 | 62t | 11/68 | 83.0 |

2023 TENNESSEE TITANS PRESEASON DEFENSIVE STATISTICS

| PLAYER | TACKLES | | | SACKS | | TFL | No | INTERCEPTIONS | | | FUMBLES | | | |
|--------------------|------------|-----------|-----------|-------------|-------------|-----------|----------|---------------|-----------|----------|-----------|----------|----------|----------|
| | Tot | Solo | Asst | Sk | Yds | | | Yds | Lg | TD | PD | FF | FR | Yds |
| Campbell, Chance | 11 | 7 | 4 | 0.0 | 0.0 | 0 | 0 | 0 | 0 | 0 | 1 | 0 | 0 | 0 |
| Jones, Tyreque | 11 | 8 | 3 | 0.0 | 0.0 | 0 | 0 | 0 | 0 | 0 | 1 | 0 | 0 | 0 |
| Niemann, Ben | 11 | 8 | 3 | 0.0 | 0.0 | 1 | 0 | 0 | 0 | 0 | 0 | 0 | 1 | 0 |
| Marsh, Armani | 10 | 3 | 7 | 0.0 | 0.0 | 0 | 0 | 0 | 0 | 0 | 0 | 0 | 0 | 0 |
| Carter, Shyheim | 9 | 5 | 4 | 0.0 | 0.0 | 0 | 0 | 0 | 0 | 0 | 0 | 1 | 0 | 0 |
| Garror, Eric | 8 | 8 | 0 | 0.0 | 0.0 | 2 | 0 | 0 | 0 | 0 | 1 | 0 | 0 | 0 |
| Murphy, Caleb | 8 | 7 | 1 | 4.0 | 28.0 | 3 | 0 | 0 | 0 | 0 | 0 | 1 | 0 | 0 |
| Brown, Mike | 7 | 4 | 3 | 0.0 | 0.0 | 0 | 0 | 0 | 0 | 0 | 0 | 0 | 0 | 0 |
| Okuayinonu, Sam | 7 | 3 | 4 | 1.0 | 1.0 | 1 | 0 | 0 | 0 | 0 | 0 | 0 | 0 | 0 |
| Molden, Elijah | 6 | 2 | 4 | 0.0 | 0.0 | 0 | 0 | 0 | 0 | 0 | 0 | 0 | 0 | 0 |
| Peko, Kyle | 6 | 2 | 4 | 1.0 | 5.0 | 0 | 0 | 0 | 0 | 0 | 0 | 1 | 0 | 0 |
| Peevy, Jayden | 5 | 4 | 1 | 0.0 | 0.0 | 0 | 0 | 0 | 0 | 0 | 0 | 0 | 1 | 0 |
| Reese IV, Otis | 5 | 1 | 4 | 0.0 | 0.0 | 0 | 0 | 0 | 0 | 0 | 1 | 0 | 0 | 0 |
| Weaver, Rashad | 5 | 4 | 1 | 2.0 | 14.0 | 3 | 0 | 0 | 0 | 0 | 0 | 0 | 0 | 0 |
| Johnson, Jaleel | 4 | 2 | 2 | 0.0 | 0.0 | 0 | 0 | 0 | 0 | 0 | 0 | 0 | 0 | 0 |
| Kendall, Anthony | 4 | 3 | 1 | 0.0 | 0.0 | 0 | 0 | 0 | 0 | 0 | 0 | 0 | 0 | 0 |
| Rush, Thomas | 4 | 3 | 1 | 0.0 | 0.0 | 1 | 0 | 0 | 0 | 0 | 0 | 0 | 0 | 0 |
| Autry, Denico | 3 | 2 | 1 | 1.0 | 12.0 | 0 | 0 | 0 | 0 | 0 | 0 | 1 | 0 | 0 |
| Avery, Tre | 3 | 2 | 1 | 0.0 | 0.0 | 0 | 1 | 29 | 29 | 0 | 3 | 0 | 0 | 0 |
| Dwumfour, Michael | 3 | 3 | 0 | 2.0 | 8.0 | 3 | 0 | 0 | 0 | 0 | 0 | 0 | 0 | 0 |
| Gibbens, Jack | 3 | 2 | 1 | 0.0 | 0.0 | 0 | 0 | 0 | 0 | 0 | 1 | 0 | 0 | 0 |
| Jackson, Matthew | 3 | 1 | 2 | 0.0 | 0.0 | 0 | 0 | 0 | 0 | 0 | 0 | 0 | 0 | 0 |
| McLendon, TK | 3 | 2 | 1 | 0.0 | 0.0 | 1 | 0 | 0 | 0 | 0 | 1 | 0 | 0 | 0 |
| Al-Shaair, Azeez | 2 | 1 | 1 | 0.0 | 0.0 | 0 | 0 | 0 | 0 | 0 | 0 | 0 | 0 | 0 |
| Brown, Mike | 2 | 1 | 1 | 0.0 | 0.0 | 0 | 0 | 0 | 0 | 0 | 0 | 0 | 0 | 0 |
| Davis, Alonzo | 2 | 1 | 1 | 0.0 | 0.0 | 0 | 0 | 0 | 0 | 0 | 1 | 0 | 0 | 0 |
| Gifford, Luke | 2 | 2 | 0 | 0.0 | 0.0 | 0 | 0 | 0 | 0 | 0 | 0 | 0 | 0 | 0 |
| Shelvin, Tyler | 2 | 0 | 2 | 0.0 | 0.0 | 0 | 0 | 0 | 0 | 0 | 0 | 0 | 0 | 0 |
| Byard, Kevin | 1 | 1 | 0 | 0.0 | 0.0 | 0 | 0 | 0 | 0 | 0 | 0 | 0 | 0 | 0 |
| Fulton, Kristian | 1 | 0 | 1 | 0.0 | 0.0 | 0 | 0 | 0 | 0 | 0 | 0 | 0 | 0 | 0 |
| Jones, Steven | 1 | 1 | 0 | 0.0 | 0.0 | 1 | 0 | 0 | 0 | 0 | 2 | 0 | 0 | 0 |
| Landry, Harold III | 1 | 1 | 0 | 0.0 | 0.0 | 0 | 0 | 0 | 0 | 0 | 0 | 0 | 0 | 0 |
| McCloud, Zach | 1 | 0 | 1 | 0.0 | 0.0 | 0 | 0 | 0 | 0 | 0 | 0 | 0 | 0 | 0 |
| Tart, Tear | 1 | 1 | 0 | 0.0 | 0.0 | 1 | 0 | 0 | 0 | 0 | 1 | 0 | 0 | 0 |
| Total | 155 | 95 | 60 | 11.0 | 68.0 | 17 | 1 | 29 | 29 | 0 | 13 | 4 | 2 | 0 |

PRESEASON SPECIAL TEAMS STATISTICS

| PLAYER | TACKLES | | | FUMBLES | | BLOCKS | | |
|---------------------|-----------|-----------|----------|----------|----------|----------|----------|----------|
| | Tot | Solo | Asst | FF | FR | PAT | FG | PUNT |
| Carter, Shyheim | 2 | 0 | 2 | 0 | 0 | 0 | 0 | 0 |
| Rader, Kevin | 2 | 1 | 1 | 0 | 0 | 0 | 0 | 0 |
| Reese, Otis IV | 2 | 1 | 1 | 0 | 0 | 0 | 0 | 0 |
| Avery, Tre | 1 | 0 | 1 | 0 | 0 | 0 | 0 | 0 |
| Brown, Mike | 1 | 0 | 1 | 0 | 0 | 0 | 0 | 0 |
| Chestnut, Julius | 1 | 0 | 1 | 0 | 0 | 0 | 0 | 0 |
| Gibbens, Jack | 1 | 1 | 0 | 0 | 0 | 0 | 0 | 0 |
| Gifford, Luke | 1 | 1 | 0 | 0 | 1 | 0 | 0 | 0 |
| Jackon, Matthew | 1 | 1 | 0 | 0 | 0 | 0 | 0 | 0 |
| Kendall, Anthony | 1 | 1 | 0 | 0 | 0 | 0 | 0 | 0 |
| McMath, Racey | 1 | 0 | 1 | 0 | 0 | 0 | 0 | 0 |
| Molden, Elijah | 1 | 1 | 0 | 0 | 0 | 0 | 0 | 0 |
| Niemann, Ben | 1 | 1 | 0 | 0 | 0 | 0 | 0 | 0 |
| Odukoya, Thomas | 1 | 1 | 0 | 0 | 0 | 0 | 0 | 0 |
| Okonkwo, Chig | 1 | 1 | 0 | 0 | 0 | 0 | 0 | 0 |
| Garror, Eric | 0 | 0 | 0 | 0 | 1 | 0 | 0 | 0 |
| TEAM TOTALS: | 18 | 10 | 8 | 0 | 2 | 0 | 0 | 0 |

MISCELLANEOUS STATISTICS

| PLAYER | TACKLES | | | FUMBLES | |
|------------------------|----------|----------|----------|----------|----------|
| | Tot | Solo | Asst | FF | FR |
| Rader, Kevin | 2 | 2 | 0 | 0 | 0 |
| McMath, Racey | 1 | 1 | 0 | 0 | 0 |
| Westbrook-Ikhine, Nick | 1 | 1 | 0 | 0 | 0 |
| Whyte, Josh | 1 | 1 | 0 | 0 | 0 |
| Dillard, Andre | 0 | 0 | 0 | 0 | 1 |
| Willis, Malik | 0 | 0 | 0 | 0 | 3 |
| TEAM TOTALS: | 3 | 3 | 0 | 0 | 4 |

Legend:

- Tot Total Tackles
- Solo Unassisted Tackles
- Asst Assisted Tackles
- Sk Quarterback Sacks
- Yds Yards Lost on Sack
- QBP Quarterback Pressure
- TFL Tackle for Loss
- Int Interceptions
- Yds Interception Return Yards
- TD Interceptions Return Touchdowns
- PD Passes Defensed
- FF Forced Fumble
- FR Fumble Recoveries
- Yds Yards on Fumble Returns

REGULAR SEASON: THE LAST TIME THE TENNESSEE TITANS ...

GAMES WON

WON BY SCORING IN THE LAST TWO MINUTES OF REGULATION

By Titans—Derrick Henry 3-yard run and Nick Folk PAT (1:49 remaining) at Miami, 12/11/23 (W)

By Opponents—Colby Parkinson 5-yard reception (0:57 remaining), vs. Seattle, 12/24/23 (L)

WON OVERTIME GAME

By Titans—at Tennessee 27, L.A. Chargers 24, 9/17/23 (W)

By Opponents—Houston 19, at Tennessee 16, 12/17/23 (L)

WON BY 20 OR MORE POINTS

By Titans—at Tennessee 27, Cincinnati 3, 10/1/23 (W)

By Opponents—Tennessee 3, at Houston 26, 12/31/23 (L)

WON BY SHUTOUT

By Titans—at Tennessee 20, Jacksonville 0, 12/12/21 (W)

By Opponents—at Denver 16, Tennessee 0, 10/13/19 (L)

TEAM SCORING

SCORED 50 POINTS

By Titans—*Never in Titans era (since 1999)*

By Oilers—Houston 58, vs. Cleveland 14, 12/9/90 (W)

By Opponents—at Houston 57, Tennessee 14, 10/1/17 (L)

SCORED 40 POINTS

By Titans—at Houston 38, Tennessee 41, 1/3/21 (W)

By Opponents—Tennessee 7, at Buffalo 41, 9/19/22 (L)

SCORED 20 POINTS IN A QUARTER

By Titans—21 points in second quarter, vs. Cincinnati, 10/1/23 (W)

By Opponents—24 points in third quarter, at Buffalo, 9/19/22 (L)

SCORED 30 POINTS IN A HALF

By Titans—35 points in first half, at Indianapolis, 11/29/20 (W)

By Opponents—38 points in first half, vs. Cleveland, 12/6/20 (L)

SCORED TOUCHDOWNS ON OFFENSE, DEFENSE AND SPECIAL TEAMS

By Titans—One rushing, two interception returns, two punt returns, vs. Jacksonville, 12/30/12 (W)

By Opponents—Four passing, one interception return, two punt returns, at Oakland, 9/29/02 (L)

SCORED A TOUCHDOWN ON FIRST OFFENSIVE POSSESSION

By Titans—Tyjae Spears 28-yard reception, vs. Jacksonville, 1/7/24 (W)

By Opponents—Alec Pierce 36-yard reception, vs. Indianapolis, 12/3/23 (L)

TEAM YARDAGE TOTALS

500 TOTAL NET YARDS

By Titans—at Seattle (532 yards), 9/19/21 (W)

By Opponents—vs. Kansas City (530 yards), 11/10/19 (W)

400 TOTAL NET YARDS

By Titans—at Miami (403 yards), 12/11/23 (W)

By Opponents—at Indianapolis (429 yards), 10/8/23 (L)

TEAM DEFENSE

HELD OPPONENT WITHOUT A TOUCHDOWN

By Titans—at Tennessee 27, Cincinnati 3, 10/1/23 (W)

By Opponents—at Houston 26, Tennessee 3, 12/31/23 (L)

HELD OPPONENT TO 200 OR FEWER NET YARDS OF OFFENSE

By Titans—at Houston (161 yards), 10/30/22 (W)

By Opponents—at Houston (187 net yards), 12/31/23 (L)

HELD OPPONENT TO 50 OR FEWER YARDS RUSHING

By Titans—at Jacksonville (19 yards), 1/7/23 (L)

By Opponents—at Tampa Bay (42 yards), 11/12/23 (L)

HELD OPPONENT TO 100 OR FEWER NET YARDS PASSING

By Titans—at Miami (78 net yards), 10/8/17 (L)

By Opponents—at Cleveland (68 net yards), 9/24/23 (L)

SEVEN OR MORE SACKS BY TEAM (DEFENSE)

By Titans—at Arizona (8 sacks), 12/10/17 (L)

By Opponents—vs. Houston (7 sacks), 12/17/23 (L)

SIX OR MORE SACKS BY TEAM (DEFENSE)

By Titans—vs. Atlanta (6 sacks), 10/29/23 (W)

By Opponents—at Houston (6 sacks), 12/31/23 (L)

FIVE OR MORE SACKS BY TEAM (DEFENSE)

By Titans—at Miami (5 sacks), 12/11/23 (W)

By Opponents—at Houston (6 sacks), 12/31/23 (L)

FORCED FIVE OR MORE OPPONENT TURNOVERS

By Titans—vs. N.Y. Jets (4 interceptions, 1 fumble), 12/17/12 (W)

By Opponents—vs. Houston (4 interceptions, 1 fumble), 11/21/21 (L)

FORCED FOUR OR MORE OPPONENT TURNOVERS

By Titans—vs. Jacksonville (4 interceptions, 0 fumbles), 12/12/21 (W)

By Opponents—vs. Jacksonville (1 interception, 3 fumbles), 12/11/22 (L)

SPECIAL TEAMS

KICKOFF RETURNED FOR TOUCHDOWN

By Titans—A.J. Brown (42 yards) at Indianapolis, 11/29/20 (W)

By Opponents—Jakeem Grant (102 yards) at Miami, 9/9/18 (L)

OPENING KICKOFF RETURNED FOR TOUCHDOWN

By Titans—Derrick Mason (101 yards) at Cincinnati, 11/18/01 (W)

By Opponents—Josh Huff (107 yards) at Philadelphia, 11/23/14 (L)

PUNT RETURNED FOR TOUCHDOWN

By Titans—Darius Reynaud (twice—69 yards and 81 yards) vs. Jacksonville, 12/30/12 (W)

By Opponents—Jakeem Grant (74 yards) at Miami, 10/9/16 (W)

FIELD GOAL BLOCKED

By Titans—Denico Autry at Miami (Jason Sanders), 12/11/23 (W)

By Opponents—Justin Reid, vs. Houston (Stephen Gostkowski), 10/18/20 (W)

FIELD GOAL BLOCKED, RETURNED FOR TD

By Titans—Tye Smith (63 yards) at Indianapolis (Adam Vinatieri's FG blocked by Dane Cruikshank), 12/1/19 (W)

By Opponents—Rob Morris (68 yards) at Indianapolis (Gary Anderson's FG blocked by Montae Reagor), 12/5/04 (L)

PUNT BLOCKED

By Titans—Tim Shaw vs. Pittsburgh (Drew Butler), 10/11/12 (W)

By Opponents—Nick Cross, vs. Indianapolis (Ryan Stonehouse), 12/3/23 (L)

PUNT BLOCKED AND RETURNED FOR TD

By Titans—Jason McCourty vs. Indianapolis (Pat McAfee's punt blocked by Patrick Bailey and recovered in end zone by McCourty), 10/30/11 (W)

By Opponents—Grant Stuard (18 yards), vs. Indianapolis (Ryan Stonehouse's punt blocked by Nick Cross), 12/3/23 (L)

FIVE FIELD GOALS

By Titans—Nick Folk (5) at New Orleans, 9/10/23 (L)

By Opponents—Justin Tucker (6), vs. Baltimore, 10/15/23 (L)

FOUR FIELD GOALS

By Titans—Nick Folk (5) at New Orleans, 9/10/23 (L)

By Opponents—Ka'imi Fairbairn (4), at Houston, 12/31/23 (L)

THREE FIELD GOALS

By Titans—Nick Folk (3) at Pittsburgh, 11/2/23 (L)

By Opponents—Ka'imi Fairbairn (4), at Houston, 12/31/23 (L)

REGULAR SEASON: THE LAST TIME THE TENNESSEE TITANS ...

SUCCESSFUL ONSIDE KICK

By Titans—Rob Bironas kicks and Daimion Stafford recovers, vs. Arizona, 12/15/13 (L)

By Opponents—Connor Barth kicks and Adrian Amos recovers, at Chicago, 11/27/16 (W)

MISSED PAT

By Titans—Nick Folk vs. Houston, 12/17/23 (L)

By Opponents—Justin Tucker (kick blocked), vs. Baltimore, 10/15/23 (L)

TWO-POINT CONVERSIONS**TWO-POINT CONVERSION MADE**

By Titans—Nick Westbrook-Ikhine (pass from Will Levis) at Miami, 12/11/23 (W)

By Opponents—Trey Pipkins (pass from Justin Herbert), vs. L.A. Chargers, 9/17/23 (W)

TWO-POINT CONVERSION FAILED

By Titans—vs. Cleveland (run failed), 12/6/20 (L)

By Opponents—vs. Houston (pass failed), 12/24/22 (L)

DEFENSIVE TWO-POINT CONVERSION

By Titans—Amani Hooker vs. Indianapolis, 12/3/23 (L)

INDIVIDUAL OFFENSIVE PERFORMANCES**INDIVIDUAL WITH 200 SCRIMMAGE YARDS**

By Titans—Derrick Henry (228 yards) at Houston, 10/30/22 (W)

By Opponents—Todd Gurley (276 yards), vs. Los Angeles Rams, 12/24/17 (L)

RUSHING TOUCHDOWN AND RECEIVING TOUCHDOWN

By Titans—Tyjae Spears (1 rushing, 1 receiving) vs. Jacksonville, 1/7/24 (W)

By Opponents—Jerome Ford (1 rushing, 1 receiving), at Cleveland, 9/24/23 (L)

RUSHING TOUCHDOWN AND PASSING TOUCHDOWN

By Titans—Derrick Henry (1 passing, 1 rushing) vs. Seattle, 12/24/23 (W)

By Opponents—Trevor Lawrence (2 passing, 2 rushing), at Jacksonville, 11/19/23 (L)

INDIVIDUAL RUSHING**200 YARDS RUSHING**

By Titans—Derrick Henry (219 yards) at Houston, 10/30/22 (W)

By Opponents—Le'Veon Bell (204 yards) vs. Pittsburgh, 11/17/14 (L)

150 YARDS RUSHING

By Titans—Derrick Henry (153 yards) vs. Jacksonville, 1/7/24 (W)

By Opponents—Zack Moss (165 yards), at Indianapolis, 10/8/23 (L)

100 YARDS RUSHING

By Titans—Derrick Henry (153 yards) vs. Jacksonville, 1/7/24 (W)

By Opponents—Devin Singletary (121 yards), vs. Houston, 12/17/23 (L)

CONSECUTIVE 100-YARD RUSHING GAMES

By Titans—Derrick Henry vs. Jacksonville, 12/11/22 (L); at Los Angeles Chargers, 12/18/22 (L); vs. Houston, 12/24/22 (L)

30 OR MORE CARRIES

By Titans—Derrick Henry (30 carries) at Jacksonville, 1/7/23 (L)

By Opponents—Melvin Gordon (32 carries) at San Diego, 11/6/16 (L)

RUSHING PLAY OF 80 OR MORE YARDS

By Titans—Derrick Henry (94 yards) vs. Houston, 10/18/20 (W)

By Opponents—Lamar Miller (97 yards), at Houston, 11/26/18 (L)

RUSHING PLAY OF 50 OR MORE YARDS

By Titans—Derrick Henry (69 yards) vs. Jacksonville, 1/7/24 (W)

By Opponents—Zack Moss (56 yards), at Indianapolis, 10/8/23 (L)

THREE TOUCHDOWNS RUSHING

By Titans—Derrick Henry (3) vs. Buffalo, 10/18/21 (W)

By Opponents—Corey Dillon (4) at Cincinnati, 12/4/97 (L)

TWO TOUCHDOWNS RUSHING

By Titans—Derrick Henry (2) at Miami, 12/11/23 (W)

By Opponents—Raheem Mostert (2), at Miami, 12/11/23 (W)

INDIVIDUAL PASSING**400 YARDS PASSING**

By Titans—Ryan Fitzpatrick (402 yards) vs. Arizona, 12/15/13 (L)

By Opponents—Patrick Mahomes (446 yards), at Kansas City, 11/6/22 (L)

300 YARDS PASSING

By Titans—Will Levis (327 yards) at Miami, 12/11/23 (W)

By Opponents—Gardner Minshew II (312 yards), vs. Indianapolis, 12/3/23 (L)

CONSECUTIVE 300-YARD PASSING GAMES

By Titans—Matt Hasselbeck vs. Baltimore (358 yards), 9/18/11 (W), vs. Denver (311 yards), 9/25/11 (W)

FIVE TOUCHDOWN PASSES

By Titans—Steve McNair vs. Jacksonville, 12/26/99 (W)

By Opponents—Blake Bortles vs. Jacksonville, 12/6/15 (W)

FOUR TOUCHDOWN PASSES

By Titans—Will Levis vs. Atlanta, 10/29/23 (W)

By Opponents—Josh Allen, at Buffalo, 9/19/22 (L)

50 OR MORE PASS ATTEMPTS

By Titans—Ryan Tannehill (52 att) vs. Houston, 11/21/21 (L)

By Opponents—Patrick Mahomes (68), at Kansas City, 11/6/22 (L)

40 OR MORE PASS ATTEMPTS

By Titans—Ryan Tannehill (52 att) vs. Houston, 11/21/21 (L)

By Opponents—Trevor Lawrence (43), vs. Jacksonville, 1/7/24 (W)

30 OR MORE COMPLETIONS

By Titans—Ryan Tannehill (35 comp) vs. Houston, 11/21/21 (L)

By Opponents—Trevor Lawrence (30 comp), vs. Jacksonville, 12/11/22 (L)

NO SACKS ALLOWED

By Titans—vs. Buffalo, 10/18/21 (W)

By Opponents—vs. Jacksonville, 1/7/24 (W)

COMPLETION OF 80 OR MORE YARDS

By Titans—Ryan Tannehill (91 yards) at Oakland, 12/8/19 (W)

By Opponents—Jared Goff (80 yards), vs. Los Angeles Rams, 12/24/17 (L)

COMPLETION OF 50 OR MORE YARDS

By Titans—Will Levis (61 yards) vs. Atlanta, 10/29/23 (W)

By Opponents—Trevor Lawrence (59 yards), vs. Jacksonville, 1/7/24 (W)

INDIVIDUAL RECEIVING**200 YARDS RECEIVING**

By Titans—Kenny Britt (225 yards) vs. Philadelphia, 10/24/10 (W)

By Opponents—DeAndre Hopkins (238 yards) at Houston, 11/30/14 (L)

150 YARDS RECEIVING

By Titans—A.J. Brown (155 yards) at Indianapolis, 10/31/21 (W)

By Opponents—Evan Engram (162 yards), vs. Jacksonville, 12/11/22 (L)

100 YARDS RECEIVING

By Titans—DeAndre Hopkins (124 yards) at Miami, 12/11/23 (W)

By Opponents—Calvin Ridley (106 yards), vs. Jacksonville, 1/7/24 (W)

CONSECUTIVE 100-YARD RECEIVING GAMES

By Titans—A.J. Brown vs. Kansas City (133 yards), 10/24/21 (W), at Indianapolis (155 yards), 10/31/21 (W)

10 OR MORE RECEPTIONS

By Titans—A.J. Brown (11 rec.) vs. San Francisco, 12/23/21 (W)

By Opponents—Evan Engram (10 rec.), vs. Jacksonville, 1/7/24 (W)

RECEPTION OF 80 OR MORE YARDS

By Titans—A.J. Brown (91 yards) at Oakland, 12/8/19 (W)

REGULAR SEASON: THE LAST TIME THE TENNESSEE TITANS ...

By Opponents—Todd Gurley (80 yards), vs. Los Angeles Rams, 12/24/17 (L)

RECEPTION OF 50 OR MORE YARDS

By Titans—DeAndre Hopkins (61 yards) vs. Atlanta, 10/29/23 (W)

By Opponents—Calvin Ridley (59 yards), vs. Jacksonville, 1/7/24 (W)

THREE TOUCHDOWN RECEPTIONS

By Titans—DeAndre Hopkins vs. Atlanta, 10/29/23 (W)

By Opponents—Stefon Diggs, at Buffalo, 9/19/22 (L)

TWO TOUCHDOWN RECEPTIONS

By Titans—DeAndre Hopkins (3) vs. Atlanta, 10/29/23 (W)

By Opponents—Calvin Ridley (2), at Jacksonville, 11/19/23 (L)

COMBINED OFFENSIVE PERFORMANCES BY TEAMMATES

100-YARD RUSHER AND 100-YARD RECEIVER IN A GAME

By Titans—Derrick Henry (101 rush.) and DeAndre Hopkins (128 rec.) DeAndre Hopkins vs. Atlanta, 10/29/23 (W)

By Opponents—AJ Dillon (124 rush.) and Davante Adams (142 rec.), at Green Bay, 12/27/20 (L)

By One Player (Opponent)—Todd Gurley (118 rush. and 158 receiving), vs. Los Angeles Rams, 12/24/17 (L)

100-YARD RUSHER, 100-YARD RECEIVER AND 300-YARD PASSER IN A GAME

By Titans—Derrick Henry (182 rush.), Julio Jones (128 rec.) and Ryan Tannehill (347 pass.) at Seattle, 9/19/21 (W)

By Opponents—Todd Gurley (118 rush. and 158 rec.) and Jared Goff (301 pass.), vs. Los Angeles Rams, 12/24/17 (L)

300-YARD PASSER AND 100-YARD RECEIVER IN A GAME

By Titans—Will Levis (327 pass.) and DeAndre Hopkins (124 rec.) at Miami, 12/11/23 (W)

By Opponents—Gardner Minshew II (312 pass.), Michael Pittman Jr. (105 rec.) and Alec Pierce (100 rec.), vs. Indianapolis, 12/3/23 (L)

100-YARD RUSHER AND 300-YARD PASSER IN A GAME

By Titans—Derrick Henry (182 rush.) and Ryan Tannehill (347 pass.) at Seattle, 9/19/21 (W)

By Opponents— Gardner Minshew II (339 pass.) and James Robinson (102 rush.), vs. Jacksonville, 9/20/20 (W)

TWO 100-YARD RUSHERS IN A GAME

By Titans—Dontrell Hilliard (131 yards) and D'Onta Foreman (109), at New England, 11/28/21 (L)

By Opponents—Arian Foster (115 yards) and Ben Tate (104 yards) vs. Houston, 10/23/11 (L)

TWO 100-YARD RECEIVERS IN A GAME

By Titans—Justin Hunter (109 yards) and Kendall Wright (103 yards) at Oakland, 11/24/13 (W)

By Opponents—Michael Pittman Jr. (105 rec.) and Alec Pierce (100 rec.), vs. Indianapolis, 12/3/23 (L)

INDIVIDUAL DEFENSE

INTERCEPTION RETURNED FOR TOUCHDOWN

By Titans—Elijah Molden (44 yards) vs. Houston, 12/17/23 (L)

By Opponents—Zach Sieler (5 yards), at Miami, 12/11/23 (W)

FUMBLE RETURNED FOR TOUCHDOWN

By Titans—Kevin Byard (30 yards) at Jacksonville, 10/10/21 (W)

By Opponents—Sheldon Rankins (13 yards) at Houston, 12/31/23 (L)

SAFETY SCORED

By Titans—Browns quarterback Baker Mayfield sacked in end zone by Cameron Wake, at Cleveland, 9/8/19 (W)

By Opponents—Ryan Tannehill sacked in end zone by Romeo Okwara vs. Detroit, 12/20/20 (W)

THREE INTERCEPTIONS

By Titans—Kevin Byard (3) at Cleveland, 10/22/17 (W)

By Opponents—Glover Quin (3) at Houston, 11/28/10 (L)

TWO INTERCEPTIONS

By Titans—Kevin Byard (2) vs. Dallas, 12/29/22 (L)

By Opponents—Desmond King (2), vs. Houston, 11/21/21 (L)

THREE SACKS

By Titans—Harold Landry III (3.0) at Miami, 12/11/23 (W)

By Opponents—Myles Garrett (3.5), at Cleveland, 9/24/23 (L)

POSTSEASON: THE LAST TIME THE TENNESSEE TITANS ...

GAMES WON (PLAYOFFS)

WON BY SCORING IN THE LAST TWO MINUTES OF REGULATION

By Titans—Gary Anderson 46-yard field goal with 0:29 remaining, at Baltimore, 1/3/04 (W)

By Opponents—Evan McPherson 52-yard field goal with 0:00 remaining, vs. Cincinnati, 1/22/22 (L)

WON OVERTIME GAME

By Titans—Tennessee 34, vs. Pittsburgh 31, 1/11/03 (W)

By Opponents—at Buffalo 41, Houston 38, 1/3/93 (L)

WON BY 20 OR MORE POINTS

By Titans/Oilers—Never Happened

By Opponents—at New England 35, Tennessee 14, 1/13/18 (L)

WON BY SHUTOUT

By Titans/Oilers—Never Happened

By Opponents—Never Happened

TEAM SCORING (PLAYOFFS)

SCORED 50 POINTS

By Titans/Oilers—Never Happened

By Opponents—at Oakland 56, Houston 7, 12/21/69 (L)

SCORED 40 POINTS

By Titans/Oilers—Never Happened

By Opponents—at Oakland 41, Tennessee 24, 1/19/03 (L)

SCORED 20 POINTS IN A QUARTER

By Titans—Never in Titans era (since 1999)

By Oilers—21 points in second quarter, at Buffalo, 1/3/93 (L)

By Opponents—21 points in second quarter, at New England, 1/13/18 (L)

SCORED 30 POINTS IN A HALF

By Titans/Oilers—Never Happened

By Opponents—35 points in second half, at Buffalo, 1/3/93 (L)

SCORED TOUCHDOWNS ON OFFENSE, DEFENSE AND SPECIAL TEAMS

By Titans/Oilers—Never Happened

By Opponents—Never Happened

SCORED A TOUCHDOWN ON FIRST OFFENSIVE POSSESSION

By Titans—Anthony Firkser 12-yard pass from Ryan Tannehill, at New England, 1/4/20 (W)

By Opponents—Bethel Johnson 41-yard pass from Tom Brady, at New England, 1/10/04 (L)

TEAM YARDAGE TOTALS (PLAYOFFS)

500 TOTAL NET YARDS

By Titans/Oilers—Never Happened

By Opponents—at Baltimore (530 yards), 1/11/20 (W)

400 TOTAL NET YARDS

By Titans—vs. Pittsburgh (430 yards), 1/11/03 (W)

By Opponents—vs Baltimore (401 yards), 1/10/21 (L)

POSTSEASON: THE LAST TIME THE TENNESSEE TITANS ...

TEAM DEFENSE (PLAYOFFS)

HELD OPPONENT WITHOUT A TOUCHDOWN

- By Titans**—Never in Titans era (since 1999)
- By Oilers**—Houston 10, at San Diego 3, 12/24/61 (W)
- By Opponents**—at San Diego 17, Tennessee 6, 1/6/08 (L)

HELD OPPONENT TO 200 OR FEWER NET YARDS OF OFFENSE

- By Titans**—vs. Baltimore (134 net yards), 1/7/01 (L)
- By Opponents**—vs. Buffalo (194 net yards), 1/8/00 (W)

HELD OPPONENT TO 50 OR FEWER YARDS RUSHING

- By Titans**—vs. Baltimore (50 yards), 1/10/09 (L)
- By Opponents**—vs. Kansas City (39 yards), 1/16/94 (L)

HELD OPPONENT TO 100 OR FEWER NET YARDS PASSING

- By Titans**—vs. Buffalo (97 net yards), 1/8/00 (W)
- By Opponents**—at Baltimore (83 net yards), 1/11/20 (W)

SEVEN OR MORE SACKS BY TEAM

- By Titans/Oilers**—vs. Cincinnati (9 sacks), 1/22/22 (L)
- By Opponents**—at New England (8 sacks), 1/13/18 (L)

SPECIAL TEAMS (PLAYOFFS)

KICKOFF RETURNED FOR TOUCHDOWN

- By Titans**—Derrick Mason (80 yards) at Jacksonville, 1/23/00 (W)
- By Opponents**—Never Happened

RETURNED OPENING KICKOFF FOR TOUCHDOWN

- By Titans/Oilers**—Never Happened
- By Opponents**—Never Happened

PUNT RETURNED FOR TOUCHDOWN

- By Titans/Oilers**—Never Happened
- By Opponents**—Never Happened

FIELD GOAL BLOCKED

- By Titans/Oilers**—Never Happened
- By Opponents**—Richard Seymour at New England (Gary Anderson), 1/10/04 (L)

FIELD GOAL BLOCKED, RETURNED FOR TD

- By Titans/Oilers**—Never Happened
- By Opponents**—Anthony Mitchell (90 yards) vs. Baltimore (Al Del Greco's FG blocked by Keith Washington), 1/7/01 (L)

PUNT BLOCKED

- By Titans**—Chris Coleman vs. Baltimore (Kyle Richardson, twice), 1/7/01 (L)
- By Opponents**—Jerry Olsavsky vs. Pittsburgh (Greg Montgomery), 12/31/89 (L)

PUNT BLOCKED AND RETURNED FOR TD

- By Titans/Oilers**—Never Happened
- By Opponents**—Never Happened

FIVE FIELD GOALS

- By Titans/Oilers**—Never Happened
- By Opponents**—Never Happened

FOUR FIELD GOALS

- By Titans**—Al Del Greco at Indianapolis, 1/16/00 (W)
- By Opponents**—Evan McPherson, vs. Cincinnati, 1/22/22 (L)

THREE FIELD GOALS

- By Titans**—Al Del Greco (4) at Indianapolis, 1/16/00 (W)
- By Opponents**—Evan McPherson (4), vs. Cincinnati, 1/22/22 (L)

MISSED PAT (KICK)

- By Titans/Oilers**—Never Happened
- By Opponents**—David Treadwell (Wide Left) at Denver, 1/4/92 (L)

TWO-POINT CONVERSIONS (PLAYOFFS)

TWO-POINT CONVERSION MADE

- By Titans/Oilers**—Never Happened
- By Opponents**—Plaxico Burress (pass from Hines Ward) vs. Pittsburgh, 1/11/03 (W)

TWO-POINT CONVERSION FAILED

- By Titans**—vs. Cincinnati (run failed), 1/22/22 (L)
- By Opponents**—at Baltimore (pass failed), 1/11/20 (W)

INDIVIDUAL OFFENSIVE PERFORMANCES (PLAYOFFS)

INDIVIDUAL WITH 200 SCRIMMAGE YARDS

- By Titans**—Derrick Henry (202 yards) at Baltimore, 1/11/20 (W)
- By Opponents**—Never Happened

RUSHING TOUCHDOWN AND RECEIVING TOUCHDOWN

- By Titans**—Never in Titans era (since 1999)
- By Oilers**—Allen Pinkett at Cleveland, 12/24/88 (W)
- By Opponents**—James White at New England, 1/13/18 (L)

RUSHING TOUCHDOWN AND PASSING TOUCHDOWN

- By Titans**—Ryan Tannehill at Baltimore, 1/11/20 (W)
- By Opponents**—Patrick Mahomes at Kansas City, 1/19/20 (L)

INDIVIDUAL RUSHING (PLAYOFFS)

200 YARDS RUSHING

- By Titans/Oilers**—Never Happened
- By Opponents**—Never Happened

150 YARDS RUSHING

- By Titans**—Derrick Henry (195 yards) at Baltimore, 1/11/20 (W)
- By Opponents**—Paul Lowe (165 yards) vs. Los Angeles Chargers, 1/16/61 (W)

100 YARDS RUSHING

- By Titans**—Derrick Henry (195 yards) at Baltimore, 1/11/20 (W)
- By Opponents**—Lamar Jackson (136 yards), vs. Baltimore, 1/10/21 (L)

CONSECUTIVE 100-YARD RUSHING GAMES

- By Titans**—Derrick Henry at New England (182 yards), 1/4/20 (W), at Baltimore (195 yards), 1/11/20 (W)

30 OR MORE CARRIES

- By Titans**—Derrick Henry (30) at Baltimore, 1/11/20 (W)
- By Opponents**—Never Happened

RUSHING PLAY OF 80 OR MORE YARDS

- By Titans/Oilers**—Never Happened
- By Opponents**—Never Happened

RUSHING PLAY OF 50 OR MORE YARDS

- By Titans**—Derrick Henry (66 yards) at Baltimore, 1/11/20 (W)
- By Opponents**—Never Happened

THREE TOUCHDOWNS RUSHING

- By Titans/Oilers**—Never Happened
- By Opponents**—Never Happened

TWO TOUCHDOWNS RUSHING

- By Titans**—Steve McNair at Oakland, 1/19/03 (L)
- By Opponents**—Antowain Smith vs. Buffalo, 1/8/00 (W)

INDIVIDUAL PASSING (PLAYOFFS)

400 YARDS PASSING

- By Titans/Oilers**—Never Happened
- By Opponents**—Kurt Warner (414 yards) vs. St. Louis, 1/30/00 (L)

300 YARDS PASSING

- By Titans**—Steve McNair (338 yards) vs. Pittsburgh, 1/11/03 (W)
- By Opponents**—Joe Burrow (348 yards), vs. Cincinnati, 1/22/22 (L)

CONSECUTIVE 300-YARD PASSING GAMES

- Playoffs:**
- By Titans/Oilers**—Never Happened

2023 RECAP

DRAFT

TEAM NOTES

PLAYER NOTES

STATISTICS

ROSTERS

POSTSEASON: THE LAST TIME THE TENNESSEE TITANS ...

FIVE TOUCHDOWN PASSES

By Titans/Oilers—Never Happened

By Opponents—Daryle Lamonica (6) at Oakland, 12/21/69 (L)

FOUR TOUCHDOWN PASSES

By Titans—Never in Titans era (since 1999)

By Oilers—Warren Moon at Buffalo, 1/3/93 (L)

By Opponents—Frank Reich at Buffalo, 1/3/93 (L)

50 OR MORE PASS ATTEMPTS

By Titans—Never in Titans era (since 1999)

By Oilers—Warren Moon (50 att) at Buffalo, 1/3/93 (L)

By Opponents—Lamar Jackson (59 att), at Baltimore, 1/11/20 (W)

40 OR MORE PASS ATTEMPTS

By Titans—Kerry Collins (42 att) vs. Baltimore, 1/10/09 (L)

By Opponents—Lamar Jackson (59 att), at Baltimore, 1/11/20 (W)

30 OR MORE COMPLETIONS

By Titans—Never in Titans era (since 1999)

By Oilers—Warren Moon (32 comp) vs. Kansas City, 1/16/94 (L)

By Opponents—Lamar Jackson (31 comp), at Baltimore, 1/11/20 (W)

NO SACKS ALLOWED

By Titans—at Baltimore, 1/3/04 (W)

By Opponents—at New England, 1/4/20 (W)

COMPLETION OF 80 OR MORE YARDS

By Titans/Oilers—Never Happened

By Opponents—Never Happened

COMPLETION OF 50 OR MORE YARDS

By Titans—Never in Titans era (since 1999)

By Oilers—Dan Pastorini (71 yards) at New England, 12/31/78 (L)

By Opponents—Joe Burrow (57 yards), vs. Cincinnati, 1/22/22 (L)

INDIVIDUAL RECEIVING (PLAYOFFS)

200 YARDS RECEIVING

By Titans/Oilers—Never Happened

By Opponents—Never Happened

150 YARDS RECEIVING

By Titans/Oilers—Never Happened

By Opponents—Isaac Bruce (162 yards) vs. St. Louis, 1/30/00 (L)

100 YARDS RECEIVING

By Titans—A.J. Brown (142 yards) vs. Cincinnati, 1/22/22 (L)

By Opponents—Ja'Marr Chase (109 yards), vs. Cincinnati, 1/22/22 (L)

CONSECUTIVE 100-YARD RECEIVING GAMES

By Titans—Never in Titans era (since 1999)

By Oilers—Ernest Givins at Denver (111 yards), 1/4/92 (L), at Buffalo (117 yards), 1/3/93 (L)

10 OR MORE RECEPTIONS

By Titans—Justin Gage (11 rec.) vs. Baltimore, 1/10/09 (L)

By Opponents—Danny Amendola (11 rec.) at New England, 1/13/18 (L)

RECEPTION OF 80 OR MORE YARDS

By Titans/Oilers—Never Happened

By Opponents—Never Happened

RECEPTION OF 50 OR MORE YARDS

By Titans—Never in Titans era (since 1999)

By Oilers—Ken Burrough (71 yards) at New England, 12/31/78 (L)

By Opponents—Ja'Marr Chase (57 yards), vs. Cincinnati, 1/22/22 (L)

THREE TOUCHDOWN RECEPTIONS

By Titans/Oilers—Never Happened

By Opponents—Andre Reed at Buffalo, 1/3/93 (L)

TWO TOUCHDOWN RECEPTIONS

By Titans/Oilers—Corey Davis at New England, 1/13/18 (L)

By Opponents—Tyreek Hill, at Kansas City, 1/19/20 (L)

COMBINED OFFENSIVE PERFORMANCES BY TEAMMATES (PLAYOFFS)

100-YARD RUSHER AND 100-YARD RECEIVER IN A GAME

By Titans/Oilers—Never Happened

By Opponents—Lamar Jackson (136 rush.) and Marquise Brown (109 rec.), vs. Baltimore, 1/10/21 (L)

100-YARD RUSHER, 100-YARD RECEIVER AND 300-YARD PASSER IN A GAME

By Titans/Oilers—Never Happened

By Opponents—Lamar Jackson (143 rush.), Lamar Jackson (365 pass.) and Marquis Brown (126 rec.), at Baltimore, 1/11/20 (W)

300-YARD PASSER AND 100-YARD RECEIVER IN A GAME

By Titans—Steve McNair (338 pass.) and Frank Wycheck (123 rec.) vs. Pittsburgh, 1/11/03 (W)

By Opponents—Joe Burrow (348 pass.) and Ja'Marr Chase (109 rec.), vs. Cincinnati, 1/22/22 (L)

100-YARD RUSHER AND 300-YARD PASSER IN A GAME

By Titans/Oilers—Never Happened

By Opponents—Lamar Jackson (143 rush. and 365 pass.), at Baltimore, 1/11/20 (W)

TWO 100-YARD RUSHERS IN A GAME

By Titans/Oilers—Never Happened

By Opponents—Hewritt Dixon (144 yards) and Pete Banaszak (116 yards) at Oakland, 12/31/67 (L)

TWO 100-YARD RECEIVERS IN A GAME

By Titans—Never in Titans era (since 1999)

By Oilers—Mike Barber (112 yards) and Ken Burrough (103 yards) at Miami, 12/24/78 (W)

By Opponents—Chris Chambers (121 yards) and Vincent Jackson (114 yards) at San Diego, 1/6/08 (L)

INDIVIDUAL DEFENSE (PLAYOFFS)

INTERCEPTION RETURNED FOR TOUCHDOWN

By Titans—Logan Ryan (9 yards) at New England, 1/4/20 (W)

By Opponents—Will Demps (56 yards), at Baltimore, 1/3/04 (W)

FUMBLE RETURNED FOR TOUCHDOWN

By Titans/Oilers—Never Happened

By Opponents—Never Happened

SAFETY SCORED

By Titans—Josh Evans and Jason Fisk (sacked Mark Brunell), at Jacksonville, 1/23/00 (W)

By Opponents—Dan Pastorini ran out of the End Zone, at Miami, 12/24/78 (W)

THREE INTERCEPTIONS

By Titans—Never in Titans era (since 1999)

By Oilers—Vernon Perry (4*) at San Diego, 12/29/79 (W)

By Opponents—Never Happened

TWO INTERCEPTIONS

By Titans—Never in Titans era (since 1999)

By Oilers—Bubba McDowell vs. N.Y. Jets, 12/29/91 (W)

By Opponents—Johnny Robinson vs. Dallas Texans, 12/23/62 (L)

THREE SACKS

By Titans—Jeffery Simmons vs. Cincinnati, 1/22/22 (L)

By Opponents—Willie McGinest at New England, 1/10/04 (L)

LAST TIME IN A SEASON THE TITANS ...

TEAM OFFENSE

- Ranked 1st in Overall Offense — 1990
- Ranked 1st in Rushing Offense — 1967 (AFL)
- Ranked 1st in Passing Offense — 1992

TEAM DEFENSE

- Ranked 1st in Overall Defense — 2000
- Ranked 1st in Rushing Defense — 2022
- Ranked 1st in Passing Defense — 2000

GAMES WON (REGULAR SEASON)

- 10 Wins — 2021 (12-5)
- 11 Wins — 2021 (12-5)
- 12 Wins — 2021 (12-5)
- 13 Wins — 2008 (13-3)

ADVANCED IN PLAYOFFS

- Wild Card Round — 2021
- Divisional Round — 2021
- Conference Championship — 2019
- Super Bowl — 1999

RUSHING

- 1,000 Yards — **Derrick Henry** (1,167), 2023
- 1,500 Yards — **Derrick Henry** (1,538), 2022
- 2,000 Yards — **Derrick Henry** (2,027), 2020
- 300 Attempts — **Derrick Henry** (349), 2022
- 400 Attempts — **Eddie George** (403), 2000
- 10 Touchdowns — **Derrick Henry** (12), 2023
- 15 Touchdowns — **Derrick Henry** (17), 2020

PASSING

- 3,000 Yards — **Ryan Tannehill** (3,734), 2021
- 3,500 Yards — **Ryan Tannehill** (3,734), 2021
- 4,000 Yards — **Warren Moon** (4,690), 1991
- 400 Attempts — **Ryan Tannehill** (531), 2021
- 500 Attempts — **Ryan Tannehill** (531), 2021
- 600 Attempts — **Warren Moon** (655), 1991
- 20 Touchdowns — **Ryan Tannehill** (21), 2021
- 30 Touchdowns — **Ryan Tannehill** (33), 2020
- 90.0 Passer Rating — **Ryan Tannehill** (94.6), 2022
- 100.0 Passer Rating — **Ryan Tannehill** (106.5), 2020

RECEIVING

- 80 Receptions — **Delanie Walker** (94), 2015
- 90 Receptions — **Delanie Walker** (94), 2015
- 100 Receptions — **Haywood Jeffires** (100), 1991
- 1,000 Yards — **DeAndre Hopkins** (1,057), 2023
- 1,500 Yards — **Charlie Hennigan** (1,546), 1964
- 10 Touchdowns — **A.J. Brown** (11), 2020
- 15 Touchdowns — **Bill Groman** (17), 1961

SCORING

- 100 Points — **Nick Folk** (115), 2023
- 110 Points — **Nick Folk** (115), 2023
- 120 Points — **Randy Bullock** (120), 2021
- 130 Points — **Ryan Succop** (136), 2017
- 30 Field Goals — **Ryan Succop** (35), 2017
- 35 Field Goals — **Ryan Succop** (35), 2017
- 10 Touchdowns — **Derrick Henry** (12), 2023
- 15 Touchdowns — **Derrick Henry** (17), 2020

DEFENSE

- 7 Interceptions — **Kevin Byard** (8), 2017
- 8 Interceptions — **Kevin Byard** (8), 2017
- 9 Interceptions — **Mike Reinfeldt** (12), 1979
- 10 Interceptions — **Mike Reinfeldt** (12), 1979
- 10 Sacks — **Denico Autry** (11.5), **Harold Landry III** (10.5), 2023
- 12 Sacks — **Harold Landry III** (12), 2021
- 14 Sacks — **Jevon Kearse** (14.5), 1999
- 150 Tackles — **Azeez Al-Shaair** (163), 2023
- 175 Tackles — **Keith Bulluck** (180), 2002
- 200 Tackles — **Gregg Bingham** (212), 1980

TITANS RECORDS AT A GLANCE

Team record holders in major statistical categories

SCORING

- Points (Game) — 30 by **Billy Cannon** (5 TDs) at N.Y. Titans, 12/10/61
- Points (Season) — 136 by **Al Del Greco**, 1998; by **Ryan Succop**, 2017
- Points (Career) — 1,060 by **Al Del Greco**, 1991-00
- Touchdowns (Game) — 5 by **Billy Cannon** at N.Y. Titans, 12/10/61
- Touchdowns (Season) — 19 by **Earl Campbell**, 1979
- Touchdowns (Career) — 93 by **Derrick Henry**, 2016-23
- Field Goals (Game) — 8 by **Rob Bironas** at Hou., 10/21/07
- Field Goals (Season) — 36 by **Al Del Greco**, 1998
- Field Goals (Career) — 246 by **Al Del Greco**, 1991-00

RUSHING

- Rushing Yards (Game) — 250 by **Derrick Henry** at Hou., 1/3/21
- Rushing Yards (Season) — 2,027 by **Derrick Henry**, 2020
- Rushing Yards (Career) — 10,009 by **Eddie George**, 1996-03
- Rushing Touchdowns (Game) — 4 by **Earl Campbell** vs. Mia., 11/20/78; **Lorenzo White** vs. Cle., 12/9/90; **Derrick Henry** vs. Jax, 12/6/18
- Rushing Touchdowns (Season) — 19 by **Earl Campbell**, 1979
- Rushing Touchdowns (Career) — 90 by **Derrick Henry**, 2016-23

PASSING

- Passing Yards (Game) — 527 by **Warren Moon** at K.C., 12/16/90
- Passing Yards (Season) — 4,690 by **Warren Moon**, 1991
- Passing Yards (Career) — 33,685 by **Warren Moon**, 1984-93
- Passing Touchdowns (Game) — 7 by **George Blanda** vs. N.Y. Titans, 11/19/61
- Passing Touchdowns (Season) — 36 by **George Blanda**, 1961
- Passing Touchdowns (Career) — 196 by **Warren Moon**, 1984-93
- Passer Rating (Game) — 158.3 by **Chris Chandler** at Cin., 9/24/95
- Passer Rating (Season) — 117.5 by **Ryan Tannehill**, 2019
- Passer Rating (Career) — 97.8 by **Ryan Tannehill**, 2019-23

RECEIVING

- Receptions (Game) — 13 (three times, last by **Drew Bennett** at Oak., 12/19/04)
- Receptions (Season) — 101 by **Charlie Hennigan**, 1964
- Receptions (Career) — 542 by **Ernest Givins**, 1986-94
- Receiving Yards (Game) — 272 by **Charlie Hennigan** at Bos., 10/13/61
- Receiving Yards (Season) — 1,746 by **Charlie Hennigan**, 1961
- Receiving Yards (Career) — 7,935 by **Ernest Givins**, 1986-94
- Receiving Touchdowns (Game) — 3 (18 times, last by **DeAndre Hopkins** vs. Atl., 10/29/23)
- Receiving Touchdowns (Season) — 17 by **Bill Groman**, 1961
- Receiving Touchdowns (Career) — 51 by **Charlie Hennigan**, 1960-66

PUNTING

- Punts (Game) — 11 (twice by **Rich Camarillo**, last at Pit., 12/3/95)
- Punts (Season) — 96 by **Rich Camarillo**, 1994
- Punts (Career) — 923 by **Brett Kern**, 2009-21

PUNT RETURNS

- Punt Return Yards (Game) — 160 by **Darius Reynaud** vs. Jax., 12/30/12
- Punt Return Average (Season) — 15.4 by **Billy Johnson**, 1977
- Punt Return Average (Career) — 13.2 by **Billy Johnson**, 1974-80

KICKOFF RETURNS

- Kickoff Return Yards (Game) — 240 by **Bobby Jancik** at Oak., 12/22/63
- Kickoff Return Average (Season) — 31.7 by **Darius Jennings**, 2018
- Kickoff Return Average (Career) — 26.5 by **Bobby Jancik**, 1962-67

INTERCEPTIONS

- Interceptions (Game) — 3 (nine times, last by **Kevin Byard** at Cle., 10/22/17)
- Interceptions (Season) — 12 by **Freddy Glick**, 1963; by **Mike Reinfeldt**, 1979
- Interceptions (Career) — 45 by **Jim Norton**, 1960-68

SACKS

- Sacks (Game) — 4 (five times, last by **William Fuller** vs. Pit., 11/28/93)
- Sacks (Season) — 17 by **Elvin Bethea**, 1973
- Sacks (Career) — 105 by **Elvin Bethea**, 1968-83

TENNESSEE TITANS 2023 PARTICIPATION CHART

| Player | 9/10 | 9/17 | 9/24 | 10/1 | 10/8 | 10/15 | 10/29 | 11/2 | 11/12 | 11/19 | 11/26 | 12/3 | 12/11 | 12/17 | 12/24 | 12/31 | 1/7 | Season Totals | | | |
|----------------------|------|------|------|------|------|-------|-------|------|-------|-------|-------|------|-------|-------|-------|-------|-----|---------------|----|-----|----|
| | @NO | LAC | @Cle | Cin | @Ind | Bal | Atl | @Pit | @TB | @Jax | Car | Ind | @Mia | Hou | Sea | @Hou | Jax | GP | GS | DNP | IA |
| Al-Shaair, Azeez | LB | LB | LB | LB | LB | LB | LB | LB | LB | LB | LB | ILB | ILB | ILB | LB | LB | LB | 17 | 17 | 0 | 0 |
| Asiasi, Devin | X | X | X | X | X | X | X | X | X | X | X | X | X | X | X | PS | PS | 0 | 0 | 0 | 0 |
| Auty, Denico | DL | DL | P | DL | DL | DL | DL | DL | DL | P | DL | DL | DL | DL | DL | DL | P | 17 | 14 | 0 | 0 |
| Avery, Tre | IA | P | P | P | P | P | P | P | P | P | P | P | CB | P | CB | IA | P | 15 | 2 | 0 | 2 |
| Blacklock, Ross | X | X | X | X | X | X | X | X | X | PS | P | PS | PS | PS | PS | P | P | 3 | 0 | 0 | 0 |
| Bohanna, Quinton | X | X | X | X | X | X | X | X | X | X | X | X | X | DL | P | IA | P | 3 | 1 | 0 | 1 |
| Brewer, Aaron | C | C | C | C | C | C | C | C | C | C | C | C | C | C | C | C | C | 17 | 17 | 0 | 0 |
| Brown, Mike | P | P | P | IR | IR | IR | IR | IR | IR | P | P | P | IA | IA | S | P | P | 9 | 1 | 0 | 2 |
| Brown, Shakel | IR | IR | IR | IR | IR | IR | IR | IR | IR | IR | IR | IR | IR | IR | IR | IR | IR | 0 | 0 | 0 | 0 |
| Brunskill, Daniel | RG | RG | RG | RG | RG | RG | RG | RG | IA | RG | RG | RG | RG | RG | IA | RG | IA | 14 | 14 | 0 | 3 |
| Burks, Treyton | WR | WR | WR | IA | IA | IA | WR | WR | IA | IA | IA | P | WR | WR | WR | P | WR | 11 | 9 | 0 | 6 |
| Byard, Kevin | S | S | S | S | S | S | X | X | X | X | X | X | X | X | X | X | X | 6 | 6 | 0 | 0 |
| Campbell, Chance | PS | PS | P | P | P | P | X | PS | DNP | IR | IR | IR | IR | IR | IR | IR | IR | 4 | 0 | 1 | 0 |
| Carter, Shyheim | PS | PS | PS | P | PS | P | X | PS | PS | PS | PS | PS | PS | PS | P | PS | PS | 3 | 0 | 0 | 0 |
| Chestnut, Julius | P | P | P | IR | IR | IR | IR | IR | IR | IR | IR | IR | IR | IR | IR | IR | IR | 3 | 0 | 0 | 0 |
| Coburn, Keondre | X | X | X | X | X | X | X | X | X | X | X | X | X | P | P | P | P | 4 | 0 | 0 | 0 |
| Cox, Morgan | P | P | P | P | P | P | P | P | P | P | P | P | P | P | P | P | P | 17 | 0 | 0 | 0 |
| Crowder, Tae | X | X | X | X | X | X | X | X | X | X | X | X | X | X | X | P | P | 2 | 0 | 0 | 0 |
| Cruikshank, Dane | X | X | X | PS | P | P | PS | PS | X | X | X | X | X | X | X | X | X | 2 | 0 | 0 | 0 |
| Davidson, Marlon | X | X | X | X | X | X | PS | PS | PS | PS | PS | PS | P | P | DT | DT | DT | 5 | 3 | 0 | 0 |
| Dillard, Andre | LT | LT | LT | LT | LT | LT | P | LT | LT | IA | P | P | P | P | P | LT | LT | 16 | 10 | 0 | 1 |
| Domann, JoJo | X | X | X | X | X | X | X | X | X | X | X | X | P | P | P | P | P | 5 | 0 | 0 | 0 |
| Dowell, Colton | IA | IA | IA | P | P | P | IA | IA | IA | P | P | P | P | P | P | WR | IR | 10 | 1 | 0 | 6 |
| Duncan, Jaelyn | IA | P | IA | IA | IA | IA | IA | P | P | P | LT | LT | LT | LT | LT | P | IA | 10 | 5 | 0 | 7 |
| Dwumfour, Michael | PS | PS | X | X | X | X | X | X | X | X | X | X | X | X | X | X | X | 0 | 0 | 0 | 0 |
| Edmunds, Terrell | X | X | X | X | X | X | P | S | P | P | IA | IA | P | P | P | P | P | 9 | 1 | 0 | 2 |
| Empey, James | X | X | X | X | X | X | X | X | X | X | X | X | X | X | PS | PS | PS | 0 | 0 | 0 | 0 |
| Farley, Caleb | PUP | PUP | PUP | PUP | PUP | PUP | PUP | PUP | PUP | PUP | PUP | PUP | PUP | PUP | PUP | PUP | PUP | 0 | 0 | 0 | 0 |
| Folk, Nick | P | P | P | P | P | P | P | P | P | P | P | P | P | P | P | P | P | 17 | 0 | 0 | 0 |
| Fulton, Kristian | CB | IA | CB | CB | CB | CB | CB | CB | CB | CB | CB | CB | IA | IR | IR | IR | IR | 11 | 11 | 0 | 2 |
| Garror, Eric | PS | P | PS | PS | PS | PS | DB | P | P | P | P | P | P | P | DB | DB | DB | 12 | 4 | 0 | 0 |
| Gibbens, Jack | LB | LB | LB | LB | LB | LB | LB | LB | LB | P | LB | LB | ILB | ILB | IR | IR | IR | 14 | 13 | 0 | 0 |
| Gifford, Luke | P | P | OLB | IA | IA | IA | P | P | P | P | P | P | P | P | IR | IR | IR | 11 | 1 | 0 | 3 |
| Gipson, Trevis | P | IA | IA | P | P | P | P | P | P | IA | IA | IA | IA | IA | P | IA | IA | 8 | 0 | 0 | 9 |
| Gowan, Tay | X | X | X | X | X | PS | PS | PS | PS | PS | PS | PS | PS | PS | P | PS | PS | 1 | 0 | 0 | 0 |
| Harrison, Tre'Shaun | PS | PS | PS | PS | PS | PS | PS | PS | PS | PS | PS | PS | PS | PS | PS | PS | PS | 0 | 0 | 0 | 0 |
| Haskins, Hassan | EX | EX | IR | IR | IR | IR | IR | IR | IR | IR | IR | IR | IR | IR | IR | IR | IR | 0 | 0 | 0 | 0 |
| Henry, Derrick | RB | RB | RB | RB | RB | RB | RB | RB | RB | RB | RB | RB | RB | RB | RB | RB | RB | 17 | 17 | 0 | 0 |
| Hooker, Amani | S | IA | S | S | S | S | S | S | S | S | S | S | S | S | IR | IR | IR | 13 | 13 | 0 | 1 |
| Hopkins, DeAndre | WR | WR | WR | WR | WR | WR | WR | WR | WR | WR | WR | WR | WR | WR | WR | P | WR | 17 | 16 | 0 | 0 |
| Hubbard, Chris | RT | RT | RT | RT | RT | RT | RT | IA | RT | RT | IR | IR | IR | IR | IR | IR | IR | 9 | 9 | 0 | 1 |
| Jackson, Kearis | P | P | IR | IR | IR | IR | IR | IR | IR | IR | IR | IR | IR | IR | IR | IR | IR | 2 | 0 | 0 | 0 |
| Jackson, Matthew | P | P | P | P | P | P | P | P | P | X | PS | PS | PS | PS | PS | PS | P | 10 | 0 | 0 | 0 |
| Johnson, Jaleel | X | X | P | PS | P | P | P | IA | P | P | X | P | P | DT | DT | NT | NT | 12 | 4 | 0 | 1 |
| Jones, Joe | X | X | X | X | X | X | P | PS | PS | P | P | P | IR | IR | IR | IR | IR | 4 | 0 | 0 | 0 |
| Jones, Naquan | P | P | P | P | P | NT | P | P | X | X | X | X | X | X | X | X | X | 8 | 1 | 0 | 0 |
| Kendall, Anthony | P | P | P | P | P | P | P | P | P | P | P | P | P | P | P | P | IA | 16 | 0 | 0 | 1 |
| Key, Arden | P | P | OLB | P | P | P | OLB | OLB | P | OLB | P | OLB | OLB | P | OLB | OLB | OLB | 17 | 9 | 0 | 0 |
| Kinsey, Mason | PS | PS | P | P | PS | PS | PS | PS | PS | PS | PS | PS | PS | P | P | P | P | 6 | 0 | 0 | 0 |
| Landry III, Harold | OLB | OLB | P | OLB | OLB | OLB | P | P | OLB | OLB | OLB | P | P | OLB | P | P | OLB | 17 | 10 | 0 | 0 |
| Levin, Corey | DNP | P | P | P | P | P | P | P | P | P | P | P | P | P | P | P | P | 16 | 0 | 1 | 0 |
| Levis, Will | IA | IA | IA | IA | IA | IA | QB | QB | QB | QB | QB | QB | QB | QB | IA | QB | IA | 9 | 9 | 0 | 8 |
| Mack, Alizé | IR | X | X | X | X | X | X | X | X | X | X | X | X | X | X | X | X | 0 | 0 | 0 | 0 |
| Marsh, Armani | PS | PS | PS | PS | PS | X | X | X | X | X | X | X | X | X | X | X | X | 0 | 0 | 0 | 0 |
| McCreary, Roger | P | CB | P | CB | CB | P | IA | IA | CB | CB | P | CB | CB | CB | CB | CB | CB | 15 | 11 | 0 | 2 |
| McLendon Jr., TK | PS | PS | PS | PS | PS | PS | PS | PS | P | P | DE | P | P | DE | IA | P | IA | 7 | 2 | 0 | 2 |
| Moa, David | X | X | X | X | X | X | X | X | X | X | X | X | X | X | X | PS | PS | 0 | 0 | 0 | 0 |
| Molden, Elijah | P | S | P | IA | P | IA | S | DB | S | DB | P | P | P | P | S | S | S | 15 | 8 | 0 | 2 |
| Moore, Chris | P | P | P | WR | P | WR | P | P | P | P | WR | WR | P | P | P | P | WR | 17 | 5 | 0 | 0 |
| Murphy, Caleb | IA | IA | IA | P | IA | IA | IA | IA | IA | IA | IA | IA | IA | IA | P | P | IA | 3 | 0 | 0 | 14 |
| Murphy-Bunting, Sean | CB | CB | CB | CB | CB | CB | CB | CB | IA | IA | CB | CB | CB | CB | IA | CB | CB | 14 | 14 | 0 | 3 |
| Murray, Justin | P | PS | P | P | P | X | X | X | X | X | X | X | X | X | X | X | X | 4 | 0 | 0 | 0 |
| Newman, Xavier | DNP | LG | P | P | X | X | X | X | X | X | X | X | X | X | X | X | X | 3 | 1 | 1 | 0 |
| Odukoya, Thomas | PS | PS | PS | PS | PS | PS | PS | PS | PS | PS | PS | PS | PS | PS | PS | PS | PS | 0 | 0 | 0 | 0 |
| Ojukwu, John | PS | PS | PS | PS | PS | PS | PS | PS | PS | PS | PS | PS | PS | PS | TE | TE | TE | 3 | 3 | 0 | 0 |

2023 RECAP

DRAFT

TEAM NOTES

PLAYER NOTES

STATISTICS

ROSTERS

TENNESSEE TITANS 2023 PARTICIPATION CHART

| Player | 9/10 | 9/17 | 9/24 | 10/1 | 10/8 | 10/15 | 10/29 | 11/2 | 11/12 | 11/19 | 11/26 | 12/3 | 12/11 | 12/17 | 12/24 | 12/31 | 1/7 | Season Totals | | | |
|------------------------|------|------|------|------|------|-------|-------|------|-------|-------|-------|------|-------|-------|-------|-------|-----|---------------|----|-----|----|
| | @NO | LAC | @Cle | Cin | @Ind | Bal | Atl | @Pit | @TB | @Jax | Car | Ind | @Mia | Hou | Sea | @Hou | Jax | GP | GS | DNP | IA |
| Okonkwo, Chig | TE | TE | TE | P | TE | P | TE | TE | TE | P | P | TE | P | TE | TE | TE | P | 17 | 11 | 0 | 0 |
| Patrick, Jacques | X | PS | PS | PS | PS | PS | X | X | X | X | X | X | X | X | X | X | X | 0 | 0 | 0 | 0 |
| Peevy, Jayden | IA | P | PS | PS | PS | X | X | X | X | X | X | X | X | X | X | X | X | 1 | 0 | 0 | 1 |
| Peko, Kyle | DT | DT | DT | P | DT | DE | DT | DT | DT | DT | P | P | DT | IR | IR | IR | IR | 13 | 10 | 0 | 0 |
| Petit-Frere, Nicholas | SUS | SUS | SUS | SUS | EX | P | LT | RT | IR | IR | IR | IR | IR | IR | IR | IR | IR | 3 | 2 | 0 | 0 |
| Philips, Kyle | IR | IR | IR | IR | P | P | P | P | P | P | P | IA | P | IA | IA | IA | P | 9 | 0 | 0 | 4 |
| Phillips, Darius | X | X | X | X | X | X | X | X | X | X | X | X | X | X | X | PS | PS | 0 | 0 | 0 | 0 |
| Rader, Kevin | PS | PS | PS | P | P | P | P | P | P | P | P | P | P | P | P | P | P | 14 | 0 | 0 | 0 |
| Radunz, Dillon | IA | P | LG | LG | P | P | P | P | RG | LT | RT | RT | RT | RT | RT | RT | RT | 16 | 11 | 0 | 1 |
| Reese IV, Otis | P | P | X | PS | PS | PS | PS | PS | IR | PS | PS | PS | P | P | LB | LB | LB | 7 | 3 | 0 | 0 |
| Rice, Monty | P | P | P | P | P | P | P | P | P | P | P | P | X | X | X | X | X | 12 | 0 | 0 | 0 |
| Roos, Jordan | PS | X | X | X | X | X | X | X | X | X | X | X | X | X | PS | PS | PS | 0 | 0 | 0 | 0 |
| Rupcich, Andrew | PS | PS | PS | PS | PS | PS | PS | PS | PS | P | PS | PS | PS | PS | RG | P | RG | 5 | 2 | 0 | 0 |
| Rush, Thomas | PS | PS | PS | PS | PS | PS | PS | PS | PS | PS | PS | PS | PS | PS | PS | PS | PS | 0 | 0 | 0 | 0 |
| Sheffield, Kendall | X | X | X | X | X | X | X | X | X | X | X | X | X | X | X | P | P | 2 | 0 | 0 | 0 |
| Shelvin, Tyler | IR | X | X | X | X | X | X | X | X | X | X | X | X | X | X | X | X | 0 | 0 | 0 | 0 |
| Simmons, Jeffery | DT | DT | DT | DT | DT | DT | DT | DT | DT | DT | DT | DT | IA | IA | IR | IR | IR | 12 | 12 | 0 | 2 |
| Simmons, Lachavious | X | X | X | X | X | X | X | X | PS | PS | PS | PS | PS | PS | PS | PS | PS | 0 | 0 | 0 | 0 |
| Skoronski, Peter | LG | IA | IA | IA | LG | LG | LG | LG | LG | LG | LG | LG | LG | LG | LG | LG | LG | 14 | 14 | 0 | 3 |
| Smith, Shi | X | X | X | PS | PS | PS | PS | PS | PS | PS | PS | PS | PS | PS | PS | PS | PS | 0 | 0 | 0 | 0 |
| Spears, Tyjae | P | P | P | P | P | P | P | P | P | P | P | P | P | P | P | RB | P | 17 | 1 | 0 | 0 |
| Stallworth, Taylor | X | X | X | X | X | P | IR | IR | IR | X | X | X | X | X | X | X | X | 1 | 0 | 0 | 0 |
| Stonehouse, Ryan | P | P | P | P | P | P | P | P | P | P | P | P | IR | IR | IR | IR | IR | 12 | 0 | 0 | 0 |
| Tannehill, Ryan | QB | QB | QB | QB | QB | QB | IA | IA | IA | DNP | DNP | P | DNP | DNP | QB | P | QB | 10 | 8 | 4 | 3 |
| Tart, Tear | NT | NT | NT | NT | IA | IA | P | P | NT | NT | NT | NT | NT | X | X | X | X | 11 | 9 | 0 | 2 |
| Thompson, Josh | X | X | X | X | X | X | X | X | PS | PS | PS | PS | PS | PS | PS | PS | PS | 0 | 0 | 0 | 0 |
| Throckmorton, Calvin | X | X | X | X | X | X | X | X | X | IA | P | P | P | P | P | IA | P | 6 | 0 | 0 | 2 |
| Vildor, Kindle | P | DNP | IA | DNP | P | X | X | X | X | X | X | X | X | X | X | X | X | 2 | 0 | 2 | 1 |
| Wallace, K'Von | X | X | X | X | X | X | P | P | P | S | S | S | S | S | IA | S | S | 10 | 7 | 0 | 1 |
| Wallow, Garret | X | X | X | X | X | X | X | X | X | X | X | X | X | X | P | P | P | 3 | 0 | 0 | 0 |
| Ward, Jonathan | X | X | X | X | X | X | P | P | P | X | PS | PS | P | P | P | P | P | 8 | 0 | 0 | 0 |
| Weaver, Rashad | P | P | P | P | P | P | IA | P | IA | P | P | P | P | P | P | P | P | 15 | 0 | 0 | 2 |
| Wesco, Trevon | TE | P | TE | TE | P | TE | TE | TE | TE | TE | TE | P | TE | P | IA | IA | P | 15 | 10 | 0 | 2 |
| Westbrook-Ikhine, Nick | P | WR | P | WR | WR | WR | P | P | P | WR | WR | WR | WR | WR | IR | IR | IR | 14 | 9 | 0 | 0 |
| Whyle, Josh | P | P | P | P | TE | P | IA | P | TE | TE | P | P | IA | IA | DNP | IR | IR | 11 | 3 | 1 | 3 |
| Willis, Malik | DNP | DNP | P | DNP | DNP | P | P | DNP | DNP | IA | IA | IA | IA | IA | DNP | IA | DNP | 3 | 0 | 8 | 6 |
| York, Cade | PS | PS | PS | PS | PS | PS | PS | PS | X | X | X | X | X | X | X | X | X | 0 | 0 | 0 | 0 |
| Zentner, Ty | X | X | X | X | X | X | X | X | X | X | X | X | P | P | P | P | P | 5 | 0 | 0 | 0 |

Starters indicated by position (QB, RB, ILB, etc.); P = played but did not start; DNP = active but did not play; IA = inactive for game; PS = practice squad; PS-I = practice squad injured; P/SUS = practice squad/suspended; X = not on roster; IR = injured reserve; SUS = reserve/suspended; NFI = non-football illness; PUP = physically unable to perform; EX = exempt

2023 RECAP

DRAFT

TEAM NOTES

PLAYER NOTES

STATISTICS

ROSTERS

2023 TENNESSEE TITANS GAME-BY-GAME STARTERS

OFFENSE

| Date | Opp | WR/TE/RB | LT | LG | C | RG | RT | TE | WR/TE | QB | WR | RB |
|---------|-------|-----------------------|------------------|---------------------|-----------|--------------|----------------|------------------|--------------------------|-----------------|------------------|----------|
| Sept 10 | @ NO | T. Burks | A.Dillard | P.Skoronski | A.Brewer | D.Brunskill | C.Hubbard | C.Okonkwo | T.Wesco (TE) | R.Tannehill | D. Hopkins | D.Henry |
| Sept 17 | LAC | T. Burks | A. Dillard | X. Newman | A.Brewer | D.Brunskill | C.Hubbard | C.Okonkwo | N. Westbrook-Ikhine (WR) | R.Tannehill | D. Hopkins | D.Henry |
| Sept 24 | @ CLE | T. Burks | A. Dillard | D. Radunz | A.Brewer | D.Brunskill | C.Hubbard | C.Okonkwo | T.Wesco (TE) | R.Tannehill | D. Hopkins | D.Henry |
| Oct 1 | CIN | N. Westbrook-Ikhine | A. Dillard | D. Radunz | A.Brewer | D.Brunskill | C.Hubbard | T. Wesco | C. Moore (WR) | R.Tannehill | D. Hopkins | D.Henry |
| Oct 8 | @ IND | N. Westbrook-Ikhine | A. Dillard | P.Skoronski | A.Brewer | D.Brunskill | C.Hubbard | C.Okonkwo | T.Wesco (TE) | R. Tannehill | D. Hopkins | D.Henry |
| Oct 15 | BAL | N. Westbrook-Ikhine | A. Dillard | P.Skoronski | A.Brewer | D.Brunskill | C.Hubbard | T. Wesco | C. Moore (WR) | R. Tannehill | D. Hopkins | D.Henry |
| Oct 29 | ATL | T. Burks | N. Petit-Frere | P. Skoronski | A.Brewer | D.Brunskill | C.Hubbard | T. Wesco | C. Okonkwo (TE) | W. Levis | D. Hopkins | D. Henry |
| Nov 2 | @ PIT | T. Burks | A. Dillard | P. Skoronski | A. Brewer | D. Brunskill | N. Petit-Frere | T. Wesco | C. Okonkwo (TE) | W. Levis | D. Hopkins | D. Henry |
| Nov 12 | @ TB | J. Whyte (TE) | A. Dillard | P. Skoronski | A. Brewer | D. Radunz | C. Hubbard | T. Wesco | C. Okonkwo (TE) | W. Levis | D. Hopkins | D. Henry |
| Nov 19 | @ JAX | J. Whyte (TE) | D. Radunz | P. Skoronski | A. Brewer | D. Brunskill | C. Hubbard | T. Wesco | N. Westbrook-Ikhine (WR) | W. Levis | D. Hopkins | D.Henry |
| Nov 26 | CAR | N. Westbrook-Ikhine | J. Duncan | P. Skoronski | A. Brewer | D. Brunskill | D. Radunz | T. Wesco | C. Moore (WR) | W. Levis | D. Hopkins | D. Henry |
| Dec 3 | IND | N. Westbrook-Ikhine | J. Duncan | P. Skoronski | A. Brewer | D. Brunskill | D. Radunz | C. Okonkwo | C. Moore (WR) | W. Levis | D. Hopkins | D. Henry |
| Dec 11 | @ MIA | N. Westbrook-Ikhine | J. Duncan | P. Skoronski | A. Brewer | D. Brunskill | D. Radunz | T. Wesco | T. Burks (WR) | W. Levis | D. Hopkins | D. Henry |
| Dec 17 | HOU | N. Westbrook-Ikhine | J. Duncan | P. Skoronski | A. Brewer | D. Brunskill | D. Radunz | C. Okonkwo | T. Burks (WR) | W. Levis | D. Hopkins | D. Henry |
| Dec 24 | SEA | T. Burks | J. Duncan | P. Skoronski | A. Brewer | A. Ruppich | D. Radunz | C. Okonkwo | J. Ojukwu (TE) | R. Tannehill | D. Hopkins | D. Henry |
| Dec 31 | @ HOU | T. Spears (RB) | A. Dillard | P. Skoronski | A. Brewer | D. Brunskill | D. Radunz | C. Okonkwo | J. Ojukwu (TE) | W. Levis | C. Dowell | D. Henry |
| Jan 7 | JAX | C. Moore | A. Dillard | P. Skoronski | A. Brewer | A. Ruppich | D. Radunz | J. Ojukwu | T. Burks (WR) | R. Tannehill | D. Hopkins | D. Henry |

DEFENSE

| Date | Opp | DE/LB/S | NT/DT | DT | OLB | ILB | ILB/OLB | CB | CB | DL/DT/CB | S | S |
|---------|-------|----------------------|-------------|------------|-----------|-------------|-----------------|------------------|-------------|-----------------------|------------------|-----------|
| Sept 10 | @ NO | D.Autry | T.Tart | J.Simmons | H.Landry | A.Al-Shaair | J.Gibbens | S.Murphy-Bunting | K.Fulton | K. Peko | A.Hooker | K.Byard |
| Sept 17 | LAC | D. Autry | T.Tart | J.Simmons | H.Landry | A.Al-Shaair | J.Gibbens | S.Murphy-Bunting | R. McCreary | K. Peko | E. Molden | K.Byard |
| Sept 24 | @ CLE | L. Gifford | T.Tart | J.Simmons | A. Key | A.Al-Shaair | J.Gibbens | S.Murphy-Bunting | K.Fulton | K. Peko | A.Hooker | K.Byard |
| Oct 1 | CIN | D. Autry | T.Tart | J.Simmons | H.Landry | A.Al-Shaair | J.Gibbens | S.Murphy-Bunting | K.Fulton | R. McCreary (CB) | A.Hooker | K.Byard |
| Oct 8 | @ IND | D. Autry | K. Peko | J.Simmons | H.Landry | A.Al-Shaair | J.Gibbens | S.Murphy-Bunting | K.Fulton | R. McCreary (CB) | A.Hooker | K.Byard |
| Oct 15 | BAL | D. Autry | K. Peko | J.Simmons | H.Landry | A.Al-Shaair | J.Gibbens | S.Murphy-Bunting | K.Fulton | N. Jones | A.Hooker | K.Byard |
| Oct 29 | ATL | D. Autry | K. Peko | J.Simmons | A. Key | A.Al-Shaair | J.Gibbens | S.Murphy-Bunting | K.Fulton | E. Molden (CB) | E. Garror | A. Hooker |
| Nov 2 | @ PIT | D. Autry | K. Peko | J.Simmons | A. Key | A.Al-Shaair | J.Gibbens | S.Murphy-Bunting | K.Fulton | E. Molden (CB) | T. Edmunds | A. Hooker |
| Nov 12 | @ TB | D. Autry | T.Tart | J.Simmons | H.Landry | A.Al-Shaair | J.Gibbens | R. McCreary | K. Fulton | K. Peko | E. Molden | A. Hooker |
| Nov 19 | @ JAX | K. Wallace (S) | T. Tart | J.Simmons | H.Landry | A.Al-Shaair | A. Key (OLB) | R. McCreary | K. Fulton | K. Peko | E. Molden | A. Hooker |
| Nov 26 | CAR | D. Autry (LB) | T. Tart | J.Simmons | H.Landry | A.Al-Shaair | J.Gibbens | S.Murphy-Bunting | K. Fulton | D. Autry | K. Wallace | A. Hooker |
| Dec 3 | IND | D. Autry | T. Tart | J. Simmons | A. Key | A.Al-Shaair | J. Gibbens | S.Murphy-Bunting | K. Fulton | R. McCreary (CB) | K. Wallace | A. Hooker |
| Dec 11 | @ MIA | D. Autry | T. Tart | K. Peko | A. Key | A.Al-Shaair | J. Gibbens | S.Murphy-Bunting | T. Avery | R. McCreary (CB) | K. Wallace | A. Hooker |
| Dec 17 | HOU | D. Autry (LB) | Q. Bohanna | J. Johnson | H. Landry | A.Al-Shaair | J.Gibbens | S.Murphy-Bunting | R. McCreary | D. Autry | K. Wallace | A. Hooker |
| Dec 24 | SEA | D. Autry | M. Davidson | J. Johnson | A. Key | A.Al-Shaair | O. Reese | R. McCreary | T. Avery | E. Garror (CB) | E. Molden | M. Brown |
| Dec 31 | @ HOU | D. Autry | M. Davidson | J. Johnson | A. Key | A.Al-Shaair | O. Reese | S.Murphy-Bunting | R. McCreary | E. Garror (CB) | K. Wallace | E. Molden |
| Jan 7 | JAX | O. Reese (LB) | M. Davidson | J. Johnson | A. Key | A.Al-Shaair | H. Landry (OLB) | S.Murphy-Bunting | R. McCreary | E. Garror (CB) | K. Wallace | E. Molden |

Bold denotes rookie

2023 RECAP

DRAFT

TEAM NOTES

PLAYER NOTES

STATISTICS

ROSTERS

2023-2024 TENNESSEE TITANS TRANSACTIONS

2023

January 2

Placed on injured reserve – **DB ANDREW ADAMS**

Signed – **S MIKE BROWN** from the Cleveland Browns practice squad

Signed to the practice squad – **DB NATE MEADORS**

January 3

Signed to the practice squad – **DT CURTIS BROOKS, CB SHYHEIM CARTER, OLB SAM OKUAYINONU**

January 9

Relieved of their duties – offensive line coach **KEITH CARTER**, offensive coordinator **TODD DOWNING**, offensive skills assistant **ERIK FRAZIER** and secondary coach **ANTHONY MIDGET**

January 10

Signed to future contracts – **DT CURTIS BROOKS, CB SHYHEIM CARTER, OL ZACK JOHNSON, WR MASON KINSEY, OLB ZACH McCLOUD, TE THOMAS ODUKOYA, OLB SAM OKUAYINONU, DT JAYDEN PEEVY, WR REGGIE ROBERSON JR., OL ANDREW RUPCICH, K CALEB SHUDAK**

January 12

Signed to a future contract – **TE JUSTIN RIGG**

January 17

Signed to a future contract – **OL JOHN LEGLUE**

January 18

Hired – **RAN CARTHON** as the franchise's 14th general manager

January 23

Signed to a future contract – **NT TYLER SHELVIN**

February 7

Elevated to offensive coordinator – **TIM KELLY**

Elevated to offensive line coach – **JASON HOUGHTALING**

Hired as passing game coordinator/quarterbacks coach – **CHARLES LONDON**

Hired as defensive pass game coordinator/cornerbacks coach – **CHRIS HARRIS**

Hired as defensive quality control coach – **JUSTIN HAMILTON**

Hired as defensive quality control coach – **LORI LOCUST**

Moved to tight ends coach – **TONY DEWS**

Moved to pass game analyst – **PAT O'HARA**

Moved to run game analyst – **LUKE STECKEL**

February 21

Elevated to assistant director of sports performance – **BRIAN BELL**

Elevated to assistant head coach - defense/defensive line coach – **TERRELL WILLIAMS**

Elevated to director of football administration – **JOHN STREICHER**

Hired as run game coordinator/running backs coach – **JUSTIN OUTTEN**

February 22

Terminated vested veterans – **K RANDY BULLOCK, WR ROBERT WOODS**

Terminated vested veterans failed physical – **LB ZACH CUNNINGHAM, T TAYLOR LEWAN**

March 10

Terminated vested veteran failed physical – **C BEN JONES**

March 16

Terminated vested veteran – **OLB BUD DUPREE**

Signed as exclusive rights free agent – **DT NAQUAN JONES**

Signed as free agent – **WR NICK WESTBROOK-IKHINE**

March 20

Signed as unrestricted free agents – **LB AZEEZ AL-SHAIR, OL DANIEL BRUNSKILL, T ANDRE DILLARD, LB LUKE GIFFORD, OLB ARDEN KEY**

March 21

Signed as unrestricted free agent – **CB SEAN MURPHY-BUNTING**

Hired as offensive line assistant – **MATT JONES**

Hired as special teams assistant – **ANTHONY LEVINE**

Hired as special teams assistant – **TOM QUINN**

March 31

Signed as unrestricted free agents – **C/G COREY LEVIN, TE TREVON WESCO**

April 4

Signed as restricted free agent – **G/C AARON BREWER**

April 17

Signed as unrestricted free agent – **LB BEN NIEMANN**

April 19

Signed as unrestricted free agent – **WR CHRIS MOORE**

April 27

Drafted – **OL PETER SKORONSKI** (first round, 11th overall)

April 28

Traded - a 2023 second-round pick (41st overall), a 2023 third-round pick (72nd overall) and a 2024 third-round pick to the Arizona Cardinals for their 2023 second-round pick (33rd overall) and their 2023 third-round pick (81st overall)

Drafted – **QB WILL LEVIS** (second round, 33rd overall), **RB TYJAE SPEARS** (third round, 81st overall)

April 29

Drafted – **TE JOSH WHYLE** (fifth round, 147th overall), **OL JAELYN DUNCAN** (sixth round, 186th overall), **WR COLTON DOWELL** (seventh round, 228th overall)

May 12

Signed - fifth-round choice **TE JOSH WHYLE**, sixth-round choice **OL JAELYN DUNCAN** and seventh-round choice **WR COLTON DOWELL**

Signed undrafted free agents – **DT SHAKEL BROWN, WR JACOB COPELAND, WR TRE'SHAUN HARRISON, S MATTHEW HARRISON, CB STEVEN JONES JR., S TYREQUE JONES, CB ANTHONY KENDALL, RB CHUCK McCLELLAND, DE TK McLENDON JR., OLB CALEB MURPHY, T JOHN OJUKWU, LB OTIS REESE IV, OLB THOMAS RUSH and K TREY WOLFF**

May 15

Signed free agents – **DB ALONZO DAVIS, C JAMES EMPEY, DB ERIC GARROR, WR GAVIN HOLMES, WR KEARIS JACKSON and DB ARMANI MARSH**

May 18

Signed as free agent – **TE ALIZÉ MACK**

May 25

Signed - third-round choice **RB TYJAE SPEARS**

May 30

Signed - first-round choice **OL PETER SKORONSKI**

Signed as free agent – **DT JALEEL JOHNSON**

June 5

Signed as restricted free agent – **NT TEAIR TART**

July 20

Waived – **RB CHUCK McCLELLAND**

July 23

Signed – second-round choice **QB WILL LEVIS**

Declared physically unable to perform – **CB CALEB FARLEY, OL DILLON RADUNZ**

Declared non-football illness – **DB JOSH THOMPSON**

July 24

Signed as free agent – **WR DeANDRE HOPKINS**

July 26

Waived – **DT CURTIS BROOKS**

Signed as free agent – **S A.J. MOORE JR.**

July 28

Waived – **C JAMES EMPEY**

Signed as free agent – **OL CHRIS HUBBARD**

August 2

Waived – **WR JACOB COPELAND**

Signed as free agent – **C/G JIMMY MURRAY**

August 3

Terminated vested veteran – **OL JAMARCO JONES**

August 5

2023-2024 TENNESSEE TITANS TRANSACTIONS

Signed as free agent – **OL JUSTIN MURRAY**

August 14

Passed physical – **DB JOSH THOMPSON**

Placed on injured reserve – **DT SHAKEL BROWN**

Waived – **CB CHRIS JACKSON**

Signed as free agents – **RB JACQUES PATRICK, DT KYLE PEKO**

August 16

Waived – **OLB ZACH McCLOUD**

Signed as free agent – **DT MICHAEL DWUMFOUR**

August 20

Terminated vested veteran – **S A.J. MOORE JR.**

August 21

Signed as free agent – **DT TREVON COLEY**

August 22

Waived – **K CALEB SHUDAK, K TREY WOLFF**

Signed as free agent – **K MICHAEL BADGLEY**

August 27

Terminated vested veteran – **K MICHAEL BADGLEY**

Waived – **DB ALONZO DAVIS, WR GAVIN HOLMES, OL ZACK JOHNSON, C/G JIMMY MURRAY, TE JUSTIN RIGG**

August 28

Waived injured – **TE ALIZÉ MACK, DB JOSH THOMPSON, RB JONATHAN WARD**

Passed physical – **OL DILLON RADUNZ**

Placed on injured reserve – **RB HASSAN HASKINS**

August 29

Terminated vested veterans – **DT TREVON COLEY, DT JALEEL JOHNSON, LB BEN NIEMANN, DT KYLE PEKO, TE KEVIN RADER, G JORDAN ROOS**

Waived – **LB CHANCE CAMPBELL, CB SHYHEIM CARTER, DT MICHAEL DWUMFOUR, DB ERIC GARROR, WR TRE'SHAUN HARRISON, CB STEVEN JONES JR., S TYREQUE JONES, WR MASON KINSEY, OL JOHN LEGLUE, DB ARMANI MARSH, DE TK McLENDON JR., WR RACEY McMATH, TE THOMAS ODUKOYA, T JOHN OJUKWU, OLB SAM OKUAYINONU, RB JACQUES PATRICK, WR REGGIE ROBERSON JR., OL ANDREW RUPCICH, OLB THOMAS RUSH**

Waived injured – **NT TYLER SHELVIN**

Placed on reserve/physically unable to perform – **CB CALEB FARLEY**

Placed on Commissioner exempt list – **RB HASSAN HASKINS**

Placed on reserve/suspended by Commissioner – **OL NICHOLAS PETIT-FRERE**

Traded – a 2025 seventh-round pick to the New England Patriots for **K NICK FOLK**

August 30

Claimed – **CB KINDLE VILDOR** off waivers from the Chicago Bears

Terminated vested veteran – **C/G COREY LEVIN**

Signed to the practice squad – **LB CHANCE CAMPBELL, CB SHYHEIM CARTER, DT MICHAEL DWUMFOUR, DB ERIC GARROR, WR TRE'SHAUN HARRISON, WR MASON KINSEY, DB ARMANI MARSH, DE TK McLENDON JR., TE THOMAS ODUKOYA, T JOHN OJUKWU, OLB SAM OKUAYINONU, DT KYLE PEKO, TE KEVIN RADER, G JORDAN ROOS, OL ANDREW RUPCICH, OLB THOMAS RUSH**

Waived with an injury settlement – **DB JOSH THOMPSON, RB JONATHAN WARD**

August 31

Placed on injured reserve – **WR KYLE PHILIPS**

Terminated vested veteran – **OL JUSTIN MURRAY**

Signed as free agents – **C/G COREY LEVIN, OLB TREVIS GIPSON**

Released from the practice squad – **OLB SAM OKUAYINONU**

Signed to the practice squad – **K CADE YORK**

September 4

Waived with an injury settlement – **TE ALIZÉ MACK**

September 7

Waived with an injury settlement – **NT TYLER SHELVIN**

September 9

Activated from the practice squad to the active roster standard elevation – **OL JUSTIN MURRAY, DT KYLE PEKO**

September 14

Released from the practice squad – **G JORDAN ROOS**

Signed to the practice squad – **RB JACQUES PATRICK**

September 16

Activated from the practice squad to the active roster standard elevation – **CB ERIC GARROR, DT KYLE PEKO**

September 19

Waived – **DE JAYDEN PEEVY**

Signed to the active roster from the practice squad – **DT KYLE PEKO**

Released from the practice squad – **DT MICHAEL DWUMFOUR**

September 20

Signed to the practice squad – **DT JALEEL JOHNSON**

September 21

Signed to the practice squad – **DE JAYDEN PEEVY**

September 22

Waived – **LB OTIS REESE IV**

Placed on injured reserve – **WR KEARIS JACKSON**

Signed to the active roster from the practice squad – **LB CHANCE CAMPBELL, WR MASON KINSEY**

September 23

Reverted back to injured reserve from Commissioner exempt list – **RB HASSAN HASKINS**

Activated from the practice squad to the active roster standard elevation – **DT JALEEL JOHNSON, OL JUSTIN MURRAY**

September 25

Signed to the practice squad – **DB DANE CRUIKSHANK**

September 26

Placed on injured reserve – **S MIKE BROWN, RB JULIUS CHESTNUT**

Signed to the active roster from the practice squad – **OL JUSTIN MURRAY**

Signed to the practice squad – **LB OTIS REESE IV, WR SHI SMITH**

September 30

Activated from the practice squad to the active roster standard elevation – **DB SHYHEIM CARTER, TE KEVIN RADER**

October 2

Waived – **WR MASON KINSEY, C/G XAVIER NEWMAN**

Designated to return to practice – **WR KYLE PHILIPS**

October 4

Signed to the active roster from the practice squad – **TE KEVIN RADER**

Signed to the practice squad – **WR MASON KINSEY**

October 7

Activated from the practice squad to the active roster standard elevation – **DB DANE CRUIKSHANK, DT JALEEL JOHNSON**

Activated from injured reserve to the active roster – **WR KYLE PHILIPS**

October 9

Reinstated to active roster from Commissioner exempt list – **OL NICHOLAS PETIT-FRERE**

Released from the practice squad – **DB ARMANI MARSH, DE JAYDEN PEEVY**

Signed to the practice squad – **DB TAY GOWAN, DT TAYLOR STALLWORTH**

October 14

Waived – **CB KINDLE VILDOR**

Terminated vested veteran – **OL JUSTIN MURRAY**

Signed to the active roster from the practice squad – **DB SHYHEIM CARTER, DT TAYLOR STALLWORTH**

Activated from the practice squad to the active roster standard elevation – **DB DANE CRUIKSHANK, DT JALEEL JOHNSON**

October 24

Traded – **S KEVIN BYARD** to the Philadelphia Eagles for **S TERRELL EDMUNDS**, their 2024 fifth-round pick and their 2024 sixth-round pick

2023-2024 TENNESSEE TITANS TRANSACTIONS

Released from the practice squad – **RB JACQUES PATRICK**

Signed to the practice squad – **LB JOE JONES, RB JONATHAN WARD**

October 25

Signed to the practice squad – **DT MARLON DAVIDSON**

Placed on injured reserve – **DT TAYLOR STALLWORTH**

Claimed – **S K'VON WALLACE** off waivers from the Arizona Cardinals

October 28

Waived – **LB CHANCE CAMPBELL, DB SHYHEIM CARTER**

Signed to the active roster from the practice squad – **DB ERIC GARROR, DT JALEEL JOHNSON**

Activated from the practice squad to the active roster standard elevation – **LB JOE JONES, RB JONATHAN WARD**

October 30

Designated to return to practice – **S MIKE BROWN**

Signed to the practice squad – **LB CHANCE CAMPBELL, DB SHYHEIM CARTER**

November 1

Activated from the practice squad to the active roster standard elevation – **RB JONATHAN WARD**

November 3

Practice squad **K CADE YORK** signed to the N.Y. Giants active roster

November 7

Waived – **DT NAQUAN JONES**

Released from the practice squad – **DB DANE CRUIKSHANK**

Signed to the practice squad – **OL LACHAVIOUS SIMMONS, DB JOSH THOMPSON**

November 11

Placed on injured reserve – **OL NICHOLAS PETIT-FRERE**

Signed to the active roster from the practice squad – **LB CHANCE CAMPBELL, RB JONATHAN WARD**

Activated from the practice squad to the active roster standard elevation – **DE TK McLENDON JR., OL ANDREW RUPCICH**

November 14

Waived from injured reserve – **DT TAYLOR STALLWORTH**

November 15

Signed to the practice squad – **DT ROSS BLACKLOCK**

Placed on injured reserve – **LB CHANCE CAMPBELL**

Claimed – **OL CALVIN THROCKMORTON** off waivers from the Carolina Panthers

November 18

Waived – **DB MATTHEW JACKSON, RB JONATHAN WARD**

Activated from injured reserve to the active roster – **S MIKE BROWN**

Signed to the active roster from the practice squad – **DE TK McLENDON JR.**

Activated from the practice squad to the active roster standard elevation – **LB JOE JONES, OL ANDREW RUPCICH**

November 20

Signed to the practice squad – **DB MATTHEW JACKSON, RB JONATHAN WARD**

November 22

Waived – **DT JALEEL JOHNSON**

November 25

Placed on injured reserve – **OL CHRIS HUBBARD**

Activated from the practice squad to the active roster standard elevation – **DT ROSS BLACKLOCK, LB JOE JONES**

November 29

Signed as free agent – **DT JALEEL JOHNSON**

December 2

Signed to the active roster from the practice squad – **LB JOE JONES**

December 4

Relieved of his duties – assistant head coach/special teams coordinator **CRAIG AUKERMAN**

December 5

Waived – **LB MONTY RICE**

December 6

Signed to the active roster from the practice squad – **LB OTIS REESE IV**

Signed to the practice squad – **LB JOJO DOMANN, P TY ZENTNER**

December 8

Placed on injured reserve – **LB JOE JONES, P RYAN STONEHOUSE**

December 11

Signed to the active roster from the practice squad – **RB JONATHAN WARD, P TY ZENTNER**

Activated from the practice squad to the active roster standard elevation – **DT MARLON DAVIDSON, LB JOJO DOMANN**

December 13

Placed on injured reserve – **CB KRISTIAN FULTON, DT KYLE PEKO**

Signed from the Detroit Lions practice squad – **DL QUINTON BOHANNA**

Signed from the Kansas City Chiefs practice squad – **DL KEONDRE COBURN**

December 16

Waived – **NT TEAIR TART**

Signed to the active roster from the practice squad – **WR MASON KINSEY**

Activated from the practice squad to the active roster standard elevation – **DT MARLON DAVIDSON, LB JOJO DOMANN**

December 19

Signed to the practice squad – **C JAMES EMPEY, G JORDAN ROOS**

December 20

Placed on injured reserve – **WR NICK WESTBROOK-IKHINE**

Signed from the Houston Texans practice squad – **LB GARRET WALLOW**

Designated to return to practice – **CB CALEB FARLEY**

December 22

Placed on injured reserve – **S AMANI HOOKER**

Signed to the active roster from the practice squad – **DT MARLON DAVIDSON**

December 23

Placed on injured reserve – **LB JACK GIBBENS, LB LUKE GIFFORD, DT JEFFERY SIMMONS**

Signed to the active roster from the practice squad – **LB JOJO DOMANN, T JOHN OJUKWU, OL ANDREW RUPCICH**

Activated from the practice squad to the active roster standard elevation – **DB SHYHEIM CARTER, DB TAY GOWAN**

December 26

Signed to the practice squad – **TE DEVIN ASIASI, LB TAE CROWDER, DT DAVID MOA, DB DARIUS PHILLIPS, DB KENDALL SHEFFIELD**

December 30

Placed on injured reserve – **TE JOSH WHYLE**

Signed to the active roster from the practice squad – **DT ROSS BLACKLOCK**

Activated from the practice squad to the active roster standard elevation – **LB TAE CROWDER, DB KENDALL SHEFFIELD**

2024

January 6

Placed on injured reserve – **WR COLTON DOWELL**

Signed to the active roster from the practice squad – **S MATTHEW JACKSON**

Activated from the practice squad to the active roster standard elevation – **LB TAE CROWDER, DB KENDALL SHEFFIELD**

January 8

Signed to future contracts – **DB SHYHEIM CARTER, DB TAY GOWAN, WR TRE'SHAUN HARRISON, TE THOMAS ODUKOYA, OLB THOMAS RUSH** and **OL LACHAVIOUS SIMMONS**

January 9

Relieved of his duties – **HEAD COACH MIKE VRABEL**

January 24

Hired – **BRIAN CALLAHAN** as the 20th head coach in franchise history

Promoted – **CHAD BRINKER** to President of Football Operations and **RAN CARTON** to Executive Vice President/General Manager

TENNESSEE TITANS UNOFFICIAL DEPTH CHART

OFFENSE

| | | | | | |
|-----------|-----------|------------------------|-----------|---------------------|------------------|
| WR | 16 | Treyton Burks | 18 | Kyle Philips | |
| TE | 85 | Chig Okonkwo | 88 | Trevon Wesco | 86 Kevin Rader |
| LT | <u>79</u> | <u>Jaelyn Duncan</u> | 71 | Andre Dillard | |
| LG | <u>77</u> | <u>Peter Skoronski</u> | 72 | Calvin Throckmorton | |
| C | 55 | Aaron Brewer | 62 | Corey Levin | |
| RG | 60 | Daniel Brunskill | 76 | Andrew Rupcich | |
| RT | 75 | Dillon Radunz | <u>61</u> | <u>John Ojukwu</u> | |
| WR | 11 | Chris Moore | 12 | Mason Kinsey | |
| WR | 10 | DeAndre Hopkins | | | |
| QB | <u>8</u> | <u>Will Levis</u> | 17 | Ryan Tannehill | 7 Malik Willis |
| RB | 22 | Derrick Henry | <u>32</u> | <u>Tyjae Spears</u> | 20 Jonathan Ward |

DEFENSE

| | | | | | |
|------------|-----------|----------------------|-----------|------------------------|----------------------------------|
| DE | 96 | Denico Autry | <u>69</u> | <u>TK McLendon Jr.</u> | |
| NT | 94 | Jaleel Johnson | 97 | Quinton Bohanna | 90 Ross Blacklock |
| DT | 92 | Marlon Davidson | 91 | Keondre Coburn | |
| OLB | 49 | Arden Key | 99 | Rashad Weaver | <u>42</u> <u>Caleb Murphy</u> |
| ILB | 2 | Azeez Al-Shaair | 47 | JoJo Domann | |
| ILB | <u>41</u> | <u>Otis Reese IV</u> | 54 | Garret Wallow | |
| OLB | 58 | Harold Landry III | 51 | Trevis Gipson | |
| CB | 0 | Sean Murphy-Bunting | <u>33</u> | <u>Eric Garror</u> | <u>40</u> <u>Anthony Kendall</u> |
| S | 35 | K'Von Wallace | 44 | Mike Brown | <u>39</u> <u>Matthew Jackson</u> |
| S | 24 | Elijah Molden | 38 | Terrell Edmunds | |
| CB | 21 | Roger McCreary | 23 | Tre Avery | |

SPECIAL TEAMS

| | | | | | |
|------------|-----------|-------------------|-----------|--------------------|-------------------------------|
| K | 6 | Nick Folk | <u>13</u> | <u>Ty Zentner</u> | |
| KO | 6 | Nick Folk | <u>13</u> | <u>Ty Zentner</u> | |
| P | <u>13</u> | <u>Ty Zentner</u> | 6 | Nick Folk | |
| H | <u>13</u> | <u>Ty Zentner</u> | 17 | Ryan Tannehill | |
| PR | 12 | Mason Kinsey | <u>33</u> | <u>Eric Garror</u> | 18 Kyle Philips |
| KOR | 11 | Chris Moore | 12 | Mason Kinsey | <u>32</u> <u>Tyjae Spears</u> |
| LS | 46 | Morgan Cox | 86 | Kevin Rader | |

Rookies are underlined

As of Jan. 7, 2024

Injured Reserve (starters when injured in italics): DT Shakel Brown, LB Chance Campbell, RB Julius Chestnut, WR Colton Dowell, *CB Kristian Fulton*, *LB Jack Gibbens*, LB Luke Gifford, RB Hassan Haskins, *S Amani Hooker*, *OL Chris Hubbard*, WR Kearis Jackson, LB Joe Jones, DT Kyle Peko, *OL Nicholas Petit-Frere*, *DT Jeffery Simmons*, P Ryan Stonehouse, WR Nick Westbrook-Ikhine, TE Josh Whyte

TITANS PRONUNCIATION GUIDE

AZEEZ AL-SHAIR (uh-ZEEZ al-SHY-er); **TREYLON Burks** (TRAY-lin); **KEONDRE Coburn** (kee-AHN-dray); **Eric GARROR** (GAIR-er); **KEARIS Jackson** (key-AIR-iss); **Chig OKONKWO** (oh-KAHN-kwoh); **Nicholas PETIT-FRERE** (puh-TEET FRAIR); **Dillon RADUNZ** (RAY-dinz); **Peter SKORONSKI** (skuh-RON-ski); **TYJAE Spears** (TAH-zhay); **Ryan TANNEHILL** (TAN-uh-hill); **Nick Westbrook-IKHINE** (uh-KEEN-ay); **Josh WHYLE** (WHY-lee); **Ty ZENTNER** (ZINT-ner)

TENNESSEE TITANS ROSTER BY EXPERIENCE

| 16TH YEAR | | 6TH YEAR | | 3RD YEAR | | 1ST YEAR | |
|--------------------|-----|----------------------------|-----|---------------------------|-----|----------------------|-----|
| Nick Folk | K | Terrell Edmunds | S | Quinton Bohanna | DL | Mike Brown | S |
| | | Arden Key | OLB | Caleb Farley (PUP) | CB | Jack Gibbens | LB |
| 14TH YEAR | | Harold Landry III | OLB | Elijah Molden | CB | Mason Kinsey | WR |
| Morgan Cox | LS | | | Kevin Rader | TE | Andrew Rupcich | OL |
| 12TH YEAR | | 5TH YEAR | | Dillon Radunz | OL | ROOKIE DRAFT PICKS | |
| Ryan Tannehill | QB | Azeez Al-Shaair | LB | Calvin Throckmorton | OL | Keondre Coburn (Dal) | DL |
| | | Daniel Brunskill | OL | Garret Wallow | LB | Colton Dowell (IR) | WR |
| | | Andre Dillard | T | Rashad Weaver | OLB | Jaelyn Duncan | OL |
| 11TH YEAR | | Luke Gifford (IR) | LB | 2ND YEAR | | Will Levis | QB |
| DeAndre Hopkins | WR | Amani Hooker (IR) | S | Tre Avery | CB | Peter Skoronski | OL |
| | | Corey Levin | C/G | Treyton Burks | WR | Tyjae Spears | RB |
| 10TH YEAR | | Sean Murphy-Bunting | CB | Chance Campbell (IR) | LB | Josh Whyte (IR) | TE |
| Denico Autry | OLB | Kyle Peko (IR) | DT | Julius Chestnut (IR) | RB | UNDRAFTED ROOKIES | |
| Chris Hubbard (IR) | OL | Jeffery Simmons (IR) | DT | JoJo Domann | LB | Shakel Brown (IR) | DT |
| 8TH YEAR | | Trevon Wesco | TE | Jack Gibbens (IR) | LB | Eric Garror | CB |
| Derrick Henry | RB | 4TH YEAR | | Hassan Haskins (IR) | RB | Kearis Jackson (IR) | WR |
| Chris Moore | WR | Ross Blacklock | DT | Roger McCreary | CB | Matthew Jackson | S |
| | | Aaron Brewer | G/C | Chig Okonkwo | TE | Anthony Kendall | CB |
| 7TH YEAR | | Marlon Davidson | DT | Nicholas Petit-Frere (IR) | OL | TK McLendon Jr. | DE |
| Jaleel Johnson | DT | Kristian Fulton (IR) | CB | Kyle Philips | WR | Caleb Murphy | OLB |
| Joe Jones (IR) | LB | Trevis Gipson | OLB | Ryan Stonehouse (IR) | P | John Ojukwu | OL |
| | | K'Von Wallace | S | Malik Willis | QB | Otis Reese IV | LB |
| | | Jonathan Ward | RB | | | Ty Zentner | P |
| | | Nick Westbrook-Ikhine (IR) | WR | | | | |

As of Jan. 7, 2024

TENNESSEE TITANS ROSTER BY DRAFT ROUND

| ROUND 1 | | | ROUND 4 | | | UNDRAFTED | | |
|---------------------------|------|------------|----------------------|------|------------|----------------------------|------|------------|
| Player | Pos. | Year | Player | Pos. | Year | Player | Pos. | Year |
| Peter Skoronski | OL | 2023 | Hassan Haskins (IR) | RB | 2022 | Shakel Brown (IR) | DT | 2023 |
| Treyton Burks | WR | 2022 | Chig Okonkwo | TE | 2022 | Eric Garror | CB | 2023 |
| Caleb Farley (PUP) | CB | 2021 | Rashad Weaver | OLB | 2021 | Kearis Jackson (IR) | WR | 2023 |
| Andre Dillard | T | 2019 (Phi) | Marlon Davidson | DT | 2020 (Atl) | Matthew Jackson | S | 2023 |
| Jeffery Simmons (IR) | DT | 2019 | K'Von Wallace | S | 2020 (Phi) | Anthony Kendall | CB | 2023 |
| Terrell Edmunds | S | 2018 (Pit) | Amani Hooker (IR) | S | 2019 | TK McLendon Jr. | DE | 2023 |
| DeAndre Hopkins | WR | 2013 (Hou) | Trevon Wesco | TE | 2019 (NYJ) | Caleb Murphy | OLB | 2023 |
| Ryan Tannehill | QB | 2012 (Mia) | Jaleel Johnson | DT | 2017 (Min) | John Ojukwu | OL | 2023 |
| | | | Chris Moore | WR | 2016 (Bal) | Otis Reese IV | LB | 2023 |
| ROUND 2 | | | ROUND 5 | | | Ty Zentner | P | 2023 (Phi) |
| Player | Pos. | Year | Player | Pos. | Year | Tre Avery | CB | 2022 |
| Will Levis | QB | 2023 | Josh Whyte (IR) | TE | 2023 | Mike Brown | S | 2022 (Min) |
| Roger McCreary | CB | 2022 | Kyle Philips | WR | 2022 | Julius Chestnut (IR) | RB | 2022 |
| Dillon Radunz | T | 2021 | Garret Wallow | LB | 2021 (Hou) | JoJo Domann | LB | 2022 (Ind) |
| Ross Blacklock | DT | 2020 (Hou) | Trevis Gipson | OLB | 2020 (Chi) | Jack Gibbens (IR) | LB | 2022 |
| Kristian Fulton (IR) | CB | 2020 | ROUND 6 | | | Andrew Rupcich | OL | 2022 |
| Sean Murphy-Bunting | CB | 2019 (TB) | Player | Pos. | Year | Ryan Stonehouse (IR) | P | 2022 |
| Harold Landry III | OLB | 2018 | Keondre Coburn | DL | 2023 (KC) | Aaron Brewer | G/C | 2020 |
| Derrick Henry | RB | 2016 | Jaelyn Duncan | OL | 2023 | Mason Kinsey | WR | 2020 |
| ROUND 3 | | | Chance Campbell (IR) | LB | 2022 | Calvin Throckmorton | OL | 2020 (NO) |
| Player | Pos. | Year | Quinton Bohanna | DL | 2021 (Dal) | Jonathan Ward | RB | 2020 (Ari) |
| Tyjae Spears | RB | 2023 | Corey Levin | C/G | 2017 | Nick Westbrook-Ikhine (IR) | WR | 2020 |
| Nicholas Petit-Frere (IR) | OL | 2022 | Nick Folk | K | 2007 (Dal) | Azeez Al-Shaair | LB | 2019 (SF) |
| Malik Willis | QB | 2022 | ROUND 7 | | | Luke Gifford (IR) | LB | 2019 (Dal) |
| Elijah Molden | CB | 2021 | Player | Pos. | Year | Kevin Rader | TE | 2018 (GB) |
| Arden Key | OLB | 2018 (Oak) | Colton Dowell (IR) | WR | 2023 | Daniel Brunskill | OL | 2017 (Atl) |
| | | | | | | Joe Jones (IR) | LB | 2017 (Dal) |
| | | | | | | Kyle Peko (IR) | DT | 2016 (Den) |
| | | | | | | Denico Autry | OLB | 2014 (Oak) |
| | | | | | | Chris Hubbard (IR) | OL | 2013 (Pit) |
| | | | | | | Morgan Cox | LS | 2010 (Bal) |

As of Jan. 7, 2024

2023 RECAP

DRAFT

TEAM NOTES

PLAYER NOTES

STATISTICS

ROSTERS

HOW THE TENNESSEE TITANS WERE BUILT

| YEAR | DRAFTEES (14) | FREE AGENTS (33) | TRADES/WAIVERS (6) |
|------|----------------------------------------------------------------------------------------------------------------------|---------------------------------------------------------------------------------------------------------------------------------------------------------------------------------------------------------------------------------------------------------------------------------------------------------------------------------------------------------------------------------------------------------------------------------------------------------------------------------------------------------------------------------------------------------------------------------------------------------------------------------------------------------------|--------------------------------------------------------------------------------------------------------------|
| 2023 | OL Peter Skoronski (1) QB Will Levis (2) RB Tyjae Spears (3) OL Jaelyn Duncan (6) | LB Azeez Al-Shaair (UFA-SF) OL Daniel Brunskill (UFA-SF) T Andre Dillard (UFA-PHI) OLB Arden Key (UFA-JAX) CB Sean Murphy-Bunting (UFA-TB) TE Trevon Wesco (UFA-CHI) WR Chris Moore (UFA-HOU) DB Eric Garror (FA) S Matthew Jackson (FA) CB Anthony Kendall (FA) OLB Caleb Murphy (FA) DE TK McLendon Jr. (FA) OL John Ojukwu (FA) LB Otis Reese IV (FA) WR DeAndre Hopkins (FA) OLB Trevis Gipson (FA) DT Jaleel Johnson (FA) DT Ross Blacklock (FA) DT Marlon Davidson (FA) P Ty Zentner (FA) LB JoJo Domann (FA) DL Quinton Bohanna (FA) DL Keondre Coburn (FA) LB Garret Wallow (FA) | K Nick Folk (T-NE) S Terrell Edmunds (T-PHI) S K'Von Wallace (W-ARI) OL Calvin Throckmorton (W-CAR) |
| 2022 | WR Treylon Burks (1) CB Roger McCreary (2) QB Malik Willis (3b) TE Chig Okonkwo (4b) WR Kyle Philips (5) | CB Tre Avery (FA) OL Andrew Rupcich (FA) TE Kevin Rader (FA) RB Jonathan Ward (FA) S Mike Brown (FA) | |
| 2021 | OL Dillon Radunz (2) DB Elijah Molden (3b) OLB Rashad Weaver (4b) | DL Denico Autry (UFA-IND) LS Morgan Cox (UFA-BAL) WR Mason Kinsey (FA) | C/G Corey Levin (W-NYJ) |
| 2020 | | G/C Aaron Brewer (FA) | |
| 2019 | | | QB Ryan Tannehill (T-MIA) |
| 2018 | OLB Harold Landry III (2) | | |
| 2016 | RB Derrick Henry (2c) | | |

Reserve/Injured: DT Shakel Brown (FA-2023), LB Chance Campbell (D6b-2022), RB Julius Chestnut (FA-2022), WR Colton Dowell (D7-2023), CB Kristian Fulton (D2-2020), LB Jack Gibbens (FA-2022), LB Luke Gifford (UFA-2023), RB Hassan Haskins (D4a-2022), S Amani Hooker (D4-2019), OL Chris Hubbard (FA-2023), WR Kearis Jackson (FA-2023), LB Joe Jones (FA-2021), DT Kyle Peko (FA-2023), OL Nicholas Petit-Frere (D3a-2022), DT Jeffery Simmons (D1-2019), P Ryan Stonehouse (FA-2022), WR Nick Westbrook-Ikhine (FA-2020), TE Josh Whyle (D5-2023)

As of Jan. 7, 2024

TENNESSEE TITANS POSITIONAL ROSTER - OFFENSE

QUARTERBACKS (3)

| | | | | | | | | | |
|----|-----------------|----|-----|-----|---------|----|-----------|-------------------|-------------|
| 8 | Levis, Will | QB | 6-4 | 229 | 6/27/99 | R | Kentucky | Madison, Conn. | D2-'23 |
| 17 | Tannehill, Ryan | QB | 6-4 | 217 | 7/27/88 | 12 | Texas A&M | Big Spring, Texas | T (MIA)-'19 |
| 7 | Willis, Malik | QB | 6-1 | 219 | 5/25/99 | 2 | Liberty | Atlanta, Ga. | D3b-'22 |

RUNNING BACKS (3)

| | | | | | | | | | |
|----|----------------|----|------|-----|---------|---|------------------|------------------|---------|
| 22 | Henry, Derrick | RB | 6-3 | 247 | 1/4/94 | 8 | Alabama | Yulee, Fla. | D2c-'16 |
| 32 | Spears, Tyjae | RB | 5-11 | 195 | 6/15/01 | R | Tulane | Ponchatoula, La. | D3-'23 |
| 20 | Ward, Jonathan | RB | 6-0 | 202 | 9/30/97 | 4 | Central Michigan | Kankakee, Ill. | FA-'22 |

WIDE RECEIVERS (5)

| | | | | | | | | | |
|----|------------------|----|------|-----|---------|----|---------------|--------------------|---------------|
| 16 | Burks, Treyton | WR | 6-2 | 225 | 3/23/00 | 2 | Arkansas | Warren, Ark. | D1-'22 |
| 10 | Hopkins, DeAndre | WR | 6-1 | 212 | 6/6/92 | 11 | Clemson | Central, S.C. | FA-'23 |
| 12 | Kinsey, Mason | WR | 5-11 | 200 | 8/29/98 | 1 | Berry College | Demorest, Ga. | FA-'21 |
| 11 | Moore, Chris | WR | 6-1 | 200 | 6/16/93 | 8 | Cincinnati | Tampa, Fla. | UFA (HOU)-'23 |
| 18 | Philips, Kyle | WR | 5-11 | 189 | 6/17/99 | 2 | UCLA | San Marcos, Calif. | D5-'22 |

TIGHT ENDS (3)

| | | | | | | | | | |
|----|---------------|----|-----|-----|---------|---|------------------|---------------------|---------------|
| 85 | Okonkwo, Chig | TE | 6-3 | 238 | 9/8/99 | 2 | Maryland | Powder Springs, Ga. | D4b-'22 |
| 86 | Rader, Kevin | TE | 6-4 | 250 | 4/26/95 | 3 | Youngstown State | Pittsburgh, Pa. | FA-'22 |
| 88 | Wesco, Trevon | TE | 6-3 | 267 | 9/12/95 | 5 | West Virginia | Martinsburg, W.Va. | UFA (CHI)-'23 |

CENTERS (2)

| | | | | | | | | | |
|----|---------------|-----|-----|-----|----------|---|-------------|---------------|--------|
| 55 | Brewer, Aaron | G/C | 6-1 | 295 | 10/28/97 | 4 | Texas State | Dallas, Texas | FA-'20 |
| 62 | Levin, Corey | C/G | 6-4 | 307 | 8/12/94 | 5 | Chattanooga | Dacula, Ga. | FA-'21 |

GUARDS (4)

| | | | | | | | | | |
|----|----------------------|----|-----|-----|---------|---|-----------------|-----------------------|--------------|
| 60 | Brunskill, Daniel | OL | 6-5 | 300 | 1/27/94 | 5 | San Diego State | Valley Center, Calif. | UFA (SF)-'23 |
| 76 | Rupcich, Andrew | OL | 6-6 | 318 | 4/1/99 | 1 | Culver-Stockton | Wonder Lake, Ill. | FA-'22 |
| 77 | Skoronski, Peter | OL | 6-4 | 313 | 7/31/01 | R | Northwestern | Park Ridge, Ill. | D1-'23 |
| 72 | Throckmorton, Calvin | OL | 6-5 | 311 | 8/16/96 | 3 | Oregon | Bellevue, Wash. | W (CAR)-'23 |

TACKLES (4)

| | | | | | | | | | |
|----|----------------|----|-----|-----|---------|---|--------------------|---------------------|---------------|
| 71 | Dillard, Andre | T | 6-5 | 315 | 10/3/95 | 5 | Washington State | Woodinville, Wash. | UFA (PHI)-'23 |
| 79 | Duncan, Jaelyn | OL | 6-6 | 306 | 7/8/00 | R | Maryland | New Carrollton, Md. | D6-'23 |
| 61 | Ojukwu, John | OL | 6-5 | 309 | 1/9/99 | R | Boise State | Boise, Idaho | FA-'23 |
| 75 | Radunz, Dillon | OL | 6-6 | 301 | 3/28/98 | 3 | North Dakota State | Becker, Minn. | D2-'21 |

LONG SNAPPER (1)

| | | | | | | | | | |
|----|-------------|----|-----|-----|---------|----|-----------|---------------------|---------------|
| 46 | Cox, Morgan | LS | 6-4 | 233 | 4/26/86 | 14 | Tennessee | Collierville, Tenn. | UFA (BAL)-'21 |
|----|-------------|----|-----|-----|---------|----|-----------|---------------------|---------------|

PLACEKICKERS (1)

| | | | | | | | | | |
|---|------------|---|-----|-----|---------|----|---------|----------------------|------------|
| 6 | Folk, Nick | K | 6-1 | 225 | 11/5/84 | 16 | Arizona | Sherman Oaks, Calif. | T (NE)-'23 |
|---|------------|---|-----|-----|---------|----|---------|----------------------|------------|

Reserve/Injured (Offense): RB Julius Chestnut, WR Colton Dowell, Hassan Haskins, OL Chris Hubbard, WR Kearis Jackson, OL Nicholas Petit-Frere, WR Nick Westbrook-Ikhine, TE Josh Whyte

As of Jan. 7, 2024

TENNESSEE TITANS POSITIONAL ROSTER - DEFENSE

DEFENSIVE LINEMEN (7)

| | | | | | | | | | |
|----|------------------|----|-----|-----|---------|----|-------------------|----------------------|---------------|
| 96 | Autry, Denico | DL | 6-5 | 285 | 7/15/90 | 10 | Mississippi State | Albemarle, N.C. | UFA (IND)-'21 |
| 90 | Blacklock, Ross | DT | 6-5 | 307 | 7/9/98 | 4 | Texas Christian | Missouri City, Texas | FA-'23 |
| 97 | Bohanna, Quinton | DL | 6-4 | 360 | 3/16/99 | 3 | Kentucky | Memphis, Tenn. | FA-'23 |
| 91 | Coburn, Keondre | DL | 6-2 | 332 | 5/23/00 | R | Texas | Houston, Texas | FA-'23 |
| 92 | Davidson, Marlon | DT | 6-3 | 303 | 5/11/98 | 4 | Auburn | Greenville, Ala. | FA-'23 |
| 94 | Johnson, Jaleel | DT | 6-3 | 316 | 7/12/94 | 7 | Iowa | Brooklyn, N.Y. | FA-'23 |
| 69 | McLendon Jr., TK | DE | 6-4 | 275 | 2/27/99 | R | Eastern Kentucky | Soperton, Ga. | FA-'23 |

LINEBACKERS (9)

| | | | | | | | | | |
|----|--------------------|-----|-----|-----|----------|---|------------------|-------------------------|---------------|
| 2 | Al-Shaair, Azeez | LB | 6-2 | 228 | 8/4/97 | 5 | Florida Atlantic | Tampa, Fla. | UFA (SF)-'23 |
| 47 | Domann, JoJo | LB | 6-1 | 230 | 7/28/97 | 2 | Nebraska | Colorado Springs, Colo. | FA-'23 |
| 51 | Gipson, Trevis | OLB | 6-4 | 263 | 6/13/97 | 4 | Tulsa | Cedar Hill, Texas | FA-'23 |
| 49 | Key, Arden | OLB | 6-5 | 240 | 5/3/96 | 6 | Louisiana State | Atlanta, Ga. | UFA (JAX)-'23 |
| 58 | Landry III, Harold | OLB | 6-2 | 252 | 6/5/96 | 6 | Boston College | Spring Lake, N.C. | D2-'18 |
| 42 | Murphy, Caleb | OLB | 6-3 | 254 | 12/15/99 | R | Ferris State | Dowagiac, Mich. | FA-'23 |
| 41 | Reese IV, Otis | LB | 6-3 | 214 | 7/2/98 | R | Mississippi | Leesburg, Ga. | FA-'23 |
| 54 | Wallow, Garret | LB | 6-2 | 230 | 1/25/99 | 3 | Texas Christian | New Orleans, La. | FA-'23 |
| 99 | Weaver, Rashad | OLB | 6-4 | 259 | 11/10/97 | 3 | Pittsburgh | Fort Lauderdale, Fla. | D4b-'21 |

CORNERBACKS (5)

| | | | | | | | | | |
|----|----------------------|----|------|-----|----------|---|---------------------|-------------------|--------------|
| 23 | Avery, Tre | CB | 5-11 | 181 | 2/26/97 | 2 | Rutgers | Baltimore, Md. | FA-'22 |
| 33 | Garror, Eric | DB | 5-8 | 174 | 3/31/00 | R | Louisiana-Lafayette | Mobile, Ala. | FA-'23 |
| 40 | Kendall, Anthony | CB | 5-10 | 188 | 12/17/99 | R | Baldwin Wallace | Port Richey, Fla. | FA-'23 |
| 21 | McCreary, Roger | CB | 5-11 | 190 | 2/10/00 | 2 | Auburn | Mobile, Ala. | D2-'22 |
| 0 | Murphy-Bunting, Sean | CB | 6-0 | 195 | 6/19/97 | 5 | Central Michigan | Macomb, Mich. | UFA (TB)-'23 |

SAFETIES (4)

| | | | | | | | | | |
|----|------------------|----|------|-----|---------|---|------------------|-----------------------|-------------|
| 44 | Brown, Mike | S | 6-1 | 215 | 4/7/99 | 1 | Miami (Ohio) | Grand Rapids, Mich. | FA-'22 |
| 38 | Edmunds, Terrell | S | 6-1 | 217 | 1/20/97 | 6 | Virginia Tech | Danville, Va. | T (PHI)-'23 |
| 39 | Jackson, Matthew | S | 6-1 | 209 | 11/9/98 | R | Eastern Kentucky | Nashville, Tenn. | FA-'23 |
| 24 | Molden, Elijah | DB | 5-10 | 192 | 1/30/99 | 3 | Washington | West Linn, Ore. | D3b-'21 |
| 35 | Wallace, K'Von | S | 5-11 | 205 | 7/25/97 | 4 | Clemson | Highland Springs, Va. | W (ARI)-'23 |

PUNTERS (1)

| | | | | | | | | | |
|----|-------------|---|-----|-----|--------|---|--------------|--------------|--------|
| 13 | Zentner, Ty | P | 6-2 | 199 | 6/7/98 | R | Kansas State | Topeka, Kan. | FA-'23 |
|----|-------------|---|-----|-----|--------|---|--------------|--------------|--------|

Reserve/Injured (Defense): DT Shakel Brown, LB Chance Campbell, CB Kristian Fulton, LB Jack Gibbens, LB Luke Gifford, S Amani Hooker, LB Joe Jones, DT Kyle Peko, DT Jeffery Simmons, P Ryan Stonehouse

As of Jan. 7, 2024

2023 TENNESSEE TITANS ALPHABETICAL ROSTER

| NO. | NAME | POS. | HT. | WT. | BIRTHDATE | EXP. | COLLEGE | HOMETOWN | ACQUIRED |
|--------------------------------------------------|---------------------------------|------|------|-----|-----------|------|---------------------|-------------------------|--------------|
| 2 | Al-Shaair, Azeez | LB | 6-2 | 228 | 8/4/97 | 5 | Florida Atlantic | Tampa, Fla. | UFA (SF)-23 |
| 96 | Autry, Denico | DL | 6-5 | 285 | 7/15/90 | 10 | Mississippi State | Albemarle, N.C. | UFA (IND)-21 |
| 23 | Avery, Tre | CB | 5-11 | 181 | 2/26/97 | 2 | Rutgers | Baltimore, Md. | FA-22 |
| 90 | Blacklock, Ross | DT | 6-5 | 307 | 7/9/98 | 4 | Texas Christian | Missouri City, Texas | FA-23 |
| 97 | Bohanna, Quinton | DL | 6-4 | 360 | 3/16/99 | 3 | Kentucky | Memphis, Tenn. | FA-23 |
| 55 | Brewer, Aaron | G/C | 6-1 | 295 | 10/28/97 | 4 | Texas State | Dallas, Texas | FA-20 |
| 44 | Brown, Mike | S | 6-1 | 215 | 4/7/99 | 1 | Miami (Ohio) | Grand Rapids, Mich. | FA-22 |
| 60 | Brunskill, Daniel | OL | 6-5 | 300 | 1/27/94 | 5 | San Diego State | Valley Center, Calif. | UFA (SF)-23 |
| 16 | Burks, Treyton | WR | 6-2 | 225 | 3/23/00 | 2 | Arkansas | Warren, Ark. | D1-22 |
| 91 | Coburn, Keondre | DL | 6-2 | 332 | 5/23/00 | R | Texas | Houston, Texas | FA-23 |
| 46 | Cox, Morgan | LS | 6-4 | 233 | 4/26/86 | 14 | Tennessee | Collierville, Tenn. | UFA (BAL)-21 |
| 92 | Davidson, Marlon | DT | 6-3 | 303 | 5/11/98 | 4 | Auburn | Greenville, Ala. | FA-23 |
| 71 | Dillard, Andre | T | 6-5 | 315 | 10/3/95 | 5 | Washington State | Woodinville, Wash. | UFA (PHI)-23 |
| 47 | Domann, JoJo | LB | 6-1 | 230 | 7/28/97 | 2 | Nebraska | Colorado Springs, Colo. | FA-23 |
| 79 | Duncan, Jaelyn | OL | 6-6 | 306 | 7/8/00 | R | Maryland | New Carrollton, Md. | D6-23 |
| 38 | Edmunds, Terrell | S | 6-1 | 217 | 1/20/97 | 6 | Virginia Tech | Danville, Va. | T (PHI)-23 |
| 6 | Folk, Nick | K | 6-1 | 225 | 11/5/84 | 16 | Arizona | Sherman Oaks, Calif. | T (NE)-23 |
| 33 | Garror, Eric | DB | 5-8 | 174 | 3/31/00 | R | Louisiana-Lafayette | Mobile, Ala. | FA-23 |
| 51 | Gipson, Travis | OLB | 6-4 | 263 | 6/13/97 | 4 | Tulsa | Cedar Hill, Texas | FA-23 |
| 22 | Henry, Derrick | RB | 6-3 | 247 | 1/4/94 | 8 | Alabama | Yulee, Fla. | D2c-16 |
| 10 | Hopkins, DeAndre | WR | 6-1 | 212 | 6/6/92 | 11 | Clemson | Central, S.C. | FA-23 |
| 93 | Jackson, Matthew | S | 6-1 | 209 | 11/9/98 | R | Eastern Kentucky | Nashville, Tenn. | FA-23 |
| 94 | Johnson, Jaleel | DT | 6-3 | 316 | 7/12/94 | 7 | Iowa | Brooklyn, N.Y. | FA-23 |
| 40 | Kendall, Anthony | CB | 5-10 | 188 | 12/17/99 | R | Baldwin Wallace | Port Richey, Fla. | FA-23 |
| 49 | Key, Arden | OLB | 6-5 | 240 | 5/3/96 | 6 | Louisiana State | Atlanta, Ga. | UFA (JAX)-23 |
| 12 | Kinsey, Mason | WR | 5-11 | 200 | 8/29/98 | 1 | Berry College | Demorest, Ga. | FA-21 |
| 58 | Landry III, Harold | OLB | 6-2 | 252 | 6/5/96 | 6 | Boston College | Spring Lake, N.C. | D2-18 |
| 62 | Levin, Corey | C/G | 6-4 | 307 | 8/12/94 | 5 | Chattanooga | Dacula, Ga. | FA-21 |
| 8 | Levis, Will | QB | 6-4 | 229 | 6/27/99 | R | Kentucky | Madison, Conn. | D2-23 |
| 21 | McCreary, Roger | CB | 5-11 | 190 | 2/10/00 | 2 | Auburn | Mobile, Ala. | D2-22 |
| 69 | McLendon Jr., TK | DE | 6-4 | 275 | 2/27/99 | R | Eastern Kentucky | Soperton, Ga. | FA-23 |
| 24 | Molden, Elijah | DB | 5-10 | 192 | 1/30/99 | 3 | Washington | West Linn, Ore. | D3b-21 |
| 11 | Moore, Chris | WR | 6-1 | 200 | 6/16/93 | 8 | Cincinnati | Tampa, Fla. | UFA (HOU)-23 |
| 42 | Murphy, Caleb | OLB | 6-3 | 254 | 12/15/99 | R | Ferris State | Dowagiac, Mich. | FA-23 |
| 0 | Murphy-Bunting, Sean | CB | 6-0 | 195 | 6/19/97 | 5 | Central Michigan | Macomb, Mich. | UFA (TB)-23 |
| 61 | Ojukwu, John | OL | 6-5 | 309 | 1/9/99 | R | Boise State | Boise, Idaho | FA-23 |
| 85 | Okonkwo, Chig | TE | 6-3 | 238 | 9/8/99 | 2 | Maryland | Powder Springs, Ga. | D4b-22 |
| 18 | Philips, Kyle | WR | 5-11 | 189 | 6/17/99 | 2 | UCLA | San Marcos, Calif. | D5-22 |
| 86 | Rader, Kevin | TE | 6-4 | 250 | 4/26/95 | 3 | Youngstown State | Pittsburgh, Pa. | FA-22 |
| 75 | Radunz, Dillon | OL | 6-6 | 301 | 3/28/98 | 3 | North Dakota State | Becker, Minn. | D2-21 |
| 41 | Reese IV, Otis | LB | 6-3 | 214 | 7/2/98 | R | Mississippi | Leesburg, Ga. | FA-23 |
| 76 | Rupcich, Andrew | OL | 6-6 | 318 | 4/1/99 | 1 | Culver-Stockton | Wonder Lake, Ill. | FA-22 |
| 77 | Skoronski, Peter | OL | 6-4 | 313 | 7/31/01 | R | Northwestern | Park Ridge, Ill. | D1-23 |
| 32 | Spears, Tyjae | RB | 5-11 | 195 | 6/15/01 | R | Tulane | Ponchatoula, La. | D3-23 |
| 17 | Tannehill, Ryan | QB | 6-4 | 217 | 7/27/88 | 12 | Texas A&M | Big Spring, Texas | T (MIA)-19 |
| 72 | Throckmorton, Calvin | OL | 6-5 | 311 | 8/16/96 | 3 | Oregon | Bellevue, Wash. | W (CAR)-23 |
| 35 | Wallace, K'Von | S | 5-11 | 205 | 7/25/97 | 4 | Clemson | Highland Springs, Va. | W (ARI)-23 |
| 54 | Wallow, Garret | LB | 6-2 | 230 | 1/25/99 | 3 | Texas Christian | New Orleans, La. | FA-23 |
| 20 | Ward, Jonathan | RB | 6-0 | 202 | 9/30/97 | 4 | Central Michigan | Kankakee, Ill. | FA-22 |
| 99 | Weaver, Rashad | OLB | 6-4 | 259 | 11/10/97 | 3 | Pittsburgh | Fort Lauderdale, Fla. | D4b-21 |
| 88 | Wesco, Trevon | TE | 6-3 | 267 | 9/12/95 | 5 | West Virginia | Martinsburg, W.Va. | UFA (CHI)-23 |
| 7 | Willis, Malik | QB | 6-1 | 219 | 5/25/99 | 2 | Liberty | Atlanta, Ga. | D3b-22 |
| 13 | Zentner, Ty | P | 6-2 | 199 | 6/7/98 | R | Kansas State | Topeka, Kan. | FA-23 |
| PRACTICE SQUAD (15): | | | | | | | | | |
| 87 | Asiasi, Devin | TE | 6-3 | 260 | 12/17/97 | 4 | UCLA | Shoreview, Calif. | FA-23 |
| 28 | Carter, Shyheim | DB | 5-10 | 194 | 12/15/97 | 1 | Alabama | Kentwood, La. | FA-22 |
| 53 | Crowder, Tae | LB | 6-1 | 235 | 3/12/97 | 4 | Georgia | Pine Mountain, Ga. | FA-23 |
| 64 | Empye, James | C | 6-3 | 297 | 10/27/96 | 1 | Brigham Young | American Fork, Utah | FA-23 |
| 30 | Gowan, Tay | DB | 6-2 | 185 | 1/7/98 | 2 | Central Florida | Covington, Ga. | FA-23 |
| 82 | Harrison, Tre'Shaun | WR | 5-11 | 188 | 6/26/00 | R | Oregon State | Seattle, Wash. | FA-23 |
| 93 | Moa, David | DT | 6-3 | 296 | 6/14/96 | 1 | Boise State | San Diego, Calif. | FA-23 |
| 89 | Odukoya, Thomas | TE | 6-6 | 253 | 5/5/97 | 1 | Eastern Michigan | Almere, Netherlands | FA-22 |
| 25 | Philips, Darius | DB | 5-9 | 190 | 6/26/95 | 6 | Western Michigan | Detroit, Mich. | FA-23 |
| 70 | Roos, Jordan | G | 6-3 | 302 | 7/6/93 | 4 | Purdue | Celina, Texas | FA-21 |
| 48 | Rush, Thomas | OLB | 6-3 | 251 | 1/31/00 | R | Minnesota | Marysville, Ohio | FA-23 |
| 36 | Sheffield, Kendall | DB | 5-10 | 212 | 5/30/96 | 4 | Ohio State | Missouri City, Texas | FA-23 |
| 73 | Simmons, Lachavious | OL | 6-5 | 315 | 9/26/96 | 3 | Tennessee State | Selma, Ala. | FA-23 |
| 80 | Smith, Shi | WR | 5-10 | 190 | 10/26/98 | 3 | South Carolina | Union, S.C. | FA-23 |
| 29 | Thompson, Josh | DB | 6-0 | 194 | 10/20/98 | 2 | Texas | Nacogdoches, Texas | FA-22 |
| RESERVE/INJURED (18): | | | | | | | | | |
| 91 | Brown, Shakel (8/14) | DT | 6-3 | 295 | 12/4/98 | R | Troy | Miami, Fla. | FA-23 |
| 45 | Campbell, Chance * (11/15) | LB | 6-2 | 232 | 10/8/99 | 2 | Mississippi | Ellicott City, Md. | D6b-22 |
| 36 | Chestnut, Julius * (9/26) | RB | 5-11 | 228 | 10/26/00 | 2 | Sacred Heart | Bowie, Md. | FA-22 |
| 14 | Dowell, Colton (1/6) | WR | 6-3 | 212 | 4/19/99 | R | Tennessee-Martin | Lebanon, Tenn. | D7-23 |
| 26 | Fulton, Kristian * (12/13) | CB | 5-11 | 197 | 9/3/98 | 4 | Louisiana State | New Orleans, La. | D2-20 |
| 50 | Gibbens, Jack (12/23) | LB | 6-3 | 242 | 11/24/98 | 1 | Minnesota | Bulverde, Texas | FA-22 |
| 57 | Gifford, Luke (12/23) | LB | 6-3 | 243 | 8/28/95 | 5 | Nebraska | Lincoln, Neb. | UFA (DAL)-23 |
| 25 | Haskins, Hassan (8/28) | RB | 6-2 | 228 | 11/26/99 | 2 | Michigan | St. Louis, Mo. | D4a-22 |
| 37 | Hooker, Amani (12/22) | S | 5-11 | 210 | 6/14/98 | 5 | Iowa | Minneapolis, Minn. | D4-19 |
| 66 | Hubbard, Chris * (11/25) | OL | 6-4 | 295 | 4/23/91 | 10 | Alabama-Birmingham | Columbus, Ga. | FA-23 |
| 5 | Jackson, Kearis * (9/22) | WR | 5-11 | 196 | 12/9/99 | R | Georgia | Fort Valley, Ga. | FA-23 |
| 52 | Jones, Joe * (12/8) | LB | 6-0 | 240 | 2/21/94 | 7 | Northwestern | Plano, Ill. | FA-21 |
| 95 | Peko, Kyle * (12/13) | DT | 6-1 | 305 | 7/23/93 | 5 | Oregon State | La Habra, Calif. | FA-23 |
| 78 | Petit-Frere, Nicholas * (11/11) | OL | 6-5 | 316 | 9/15/99 | 2 | Ohio State | Tampa, Fla. | D3a-22 |
| 98 | Simmons, Jeffery (12/23) | DT | 6-4 | 305 | 7/28/97 | 5 | Mississippi State | Macon, Miss. | D1-19 |
| 4 | Stonehouse, Ryan * (12/8) | P | 5-10 | 193 | 5/11/99 | 2 | Colorado State | La Verne, Calif. | FA-22 |
| 15 | Westbrook-Ikhine, Nick (12/20) | WR | 6-2 | 211 | 3/21/97 | 4 | Indiana | Lake Mary, Fla. | FA-20 |
| 81 | Whyte, Josh (12/30) | TE | 6-7 | 248 | 9/8/99 | R | Cincinnati | Cincinnati, Ohio | D5-23 |
| RESERVE/PHYSICALLY UNABLE TO PERFORM (1): | | | | | | | | | |
| 3 | Farley, Caleb | CB | 6-2 | 197 | 11/2/98 | 3 | Virginia Tech | Maiden, N.C. | D1-21 |

Active Roster Count: 53

As of Jan. 7, 2024

* - Eligible to Return From Reserve/Injured; () - date placed on IR

HEAD COACH: MIKE VRABEL

ASSISTANT COACHES: SHANE BOWEN (defensive coordinator), TIM KELLY (offensive coordinator), BRIAN BELL (assistant director of sports performance), SCOTT BOOKER (safeties), KYLAN BUTLER (offensive assistant), RYAN CROW (outside linebackers), TONY DEWS (tight ends), JUSTIN HAMILTON (defensive quality control), CHRIS HARRIS (defensive pass game coordinator/cornerbacks), JASON HOUGHTALING (offensive line), MATT JONES (offensive line assistant), BOBBY KING (inside linebackers), ZAK KUHR (inside linebackers assistant), ANTHONY LEVINE SR. (special teams assistant), LORI LOCUST (defensive quality control), CHARLES LONDON (pass game coordinator/quarterbacks), CLINTON MCMILLAN (defensive line assistant), ROB MOORE (wide receivers), PAT O'HARA (passing game analyst), JUSTIN OUTTEN (run game coordinator/running backs), FRANK PIRAINO (director of sports performance), TOM QUINN (special teams), HALEY ROBERTS (sports performance assistant), TYLER ROUSE (sports performance assistant), LUKE STOCKER (offensive assistant), JOHN STREICHER (director of football administration), MIKE SULLIVAN (assistant offensive line), TERRELL WILLIAMS (assistant head coach - defense/defensive line)

2023 RECAP

DRAFT

TEAM NOTES

PLAYER NOTES

STATISTICS

ROSTERS

2023 TENNESSEE TITANS NUMERICAL ROSTER

| NO. | NAME | POS. | HT. | WT. | AGE | EXP. | COLLEGE | HOMETOWN | ACQUIRED |
|--------------------------------------------------|--------------------------------|------|------|-----|-----|------|---------------------|-------------------------|---------------|
| 0 | Sean Murphy-Bunting | CB | 6-0 | 195 | 26 | 5 | Central Michigan | Macomb, Mich. | UFA (TB)-'23 |
| 2 | Azeez Al-Shaair | LB | 6-2 | 228 | 26 | 5 | Florida Atlantic | Tampa, Fla. | UFA (SF)-'23 |
| 6 | Nick Folk | K | 6-1 | 225 | 39 | 16 | Arizona | Sherman Oaks, Calif. | T (NE)-'23 |
| 7 | Malik Willis | QB | 6-1 | 219 | 24 | 2 | Liberty | Atlanta, Ga. | D3b-'22 |
| 8 | Will Levis | QB | 6-4 | 229 | 24 | R | Kentucky | Madison, Conn. | D2-'23 |
| 10 | DeAndre Hopkins | WR | 6-1 | 212 | 31 | 11 | Clemson | Central, S.C. | FA-'23 |
| 11 | Chris Moore | WR | 6-1 | 200 | 30 | 8 | Cincinnati | Tampa, Fla. | UFA (HOU)-'23 |
| 12 | Mason Kinsey | WR | 5-11 | 200 | 25 | 1 | Berry College | Demorest, Ga. | FA-'21 |
| 13 | Ty Zentner | P | 6-2 | 199 | 25 | R | Kansas State | Topeka, Kan. | FA-'23 |
| 16 | Treyton Burks | WR | 6-2 | 225 | 23 | 2 | Arkansas | Warren, Ark. | D1-'22 |
| 17 | Ryan Tannehill | QB | 6-4 | 217 | 35 | 12 | Texas A&M | Big Spring, Texas | T (MIA)-'19 |
| 18 | Kyle Philips | WR | 5-11 | 189 | 24 | 2 | UCLA | San Marcos, Calif. | D5-'22 |
| 20 | Jonathan Ward | RB | 6-0 | 202 | 26 | 4 | Central Michigan | Kankakee, Ill. | FA-'22 |
| 21 | Roger McCreary | CB | 5-11 | 190 | 23 | 2 | Auburn | Mobile, Ala. | D2-'22 |
| 22 | Derrick Henry | RB | 6-3 | 247 | 30 | 8 | Alabama | Yulee, Fla. | D2c-'16 |
| 23 | Tre Avery | CB | 5-11 | 181 | 26 | 2 | Rutgers | Baltimore, Md. | FA-'22 |
| 24 | Elijah Molden | DB | 5-10 | 192 | 24 | 3 | Washington | West Linn, Ore. | D3b-'21 |
| 32 | Tyjae Spears | RB | 5-11 | 195 | 22 | R | Tulane | Ponchatoula, La. | D3-'23 |
| 33 | Eric Garris | DB | 5-8 | 174 | 23 | R | Louisiana-Lafayette | Mobile, Ala. | FA-'23 |
| 35 | K'Von Wallace | S | 5-11 | 205 | 26 | 4 | Clemson | Highland Springs, Va. | W (ARI)-'23 |
| 38 | Terrell Edmunds | S | 6-1 | 217 | 26 | 6 | Virginia Tech | Danville, Va. | T (PHI)-'23 |
| 39 | Matthew Jackson | S | 6-1 | 209 | 25 | R | Eastern Kentucky | Nashville, Tenn. | FA-'23 |
| 40 | Anthony Kendall | CB | 5-10 | 188 | 24 | R | Baldwin Wallace | Port Richey, Fla. | FA-'23 |
| 41 | Otis Reese IV | LB | 6-3 | 214 | 25 | R | Mississippi | Leesburg, Ga. | FA-'23 |
| 42 | Caleb Murphy | OLB | 6-3 | 254 | 24 | R | Ferris State | Dowagiac, Mich. | FA-'23 |
| 44 | Mike Brown | S | 6-1 | 215 | 24 | 1 | Miami (Ohio) | Grand Rapids, Mich. | FA-'22 |
| 46 | Morgan Cox | LS | 6-4 | 233 | 37 | 14 | Tennessee | Collierville, Tenn. | UFA (BAL)-'21 |
| 47 | JoJo Domann | LB | 6-1 | 230 | 26 | 2 | Nebraska | Colorado Springs, Colo. | FA-'23 |
| 49 | Arden Key | OLB | 6-5 | 240 | 27 | 6 | Louisiana State | Atlanta, Ga. | UFA (JAX)-'23 |
| 51 | Trevis Gipson | OLB | 6-4 | 263 | 26 | 4 | Tulsa | Cedar Hill, Texas | FA-'23 |
| 54 | Garret Wallow | LB | 6-2 | 230 | 24 | 3 | Texas Christian | New Orleans, La. | FA-'23 |
| 55 | Aaron Brewer | G/C | 6-1 | 295 | 26 | 4 | Texas State | Dallas, Texas | FA-'20 |
| 58 | Harold Landry III | OLB | 6-2 | 252 | 27 | 6 | Boston College | Spring Lake, N.C. | D2-'18 |
| 60 | Daniel Brunskill | OL | 6-5 | 300 | 29 | 5 | San Diego State | Valley Center, Calif. | UFA (SF)-'23 |
| 61 | John Ojukwu | OL | 6-5 | 309 | 24 | R | Boise State | Boise, Idaho | FA-'23 |
| 62 | Corey Levin | C/G | 6-4 | 307 | 29 | 5 | Chattanooga | Dacula, Ga. | FA-'21 |
| 69 | TK McLendon Jr. | DE | 6-4 | 275 | 24 | R | Eastern Kentucky | Soperton, Ga. | FA-'23 |
| 71 | Andre Dillard | T | 6-5 | 315 | 28 | 5 | Washington State | Woodinville, Wash. | UFA (PHI)-'23 |
| 72 | Calvin Throckmorton | OL | 6-5 | 311 | 27 | 3 | Oregon | Bellevue, Wash. | W (CAR)-'23 |
| 75 | Dillon Radunz | OL | 6-6 | 301 | 25 | 3 | North Dakota State | Becker, Minn. | D2-'21 |
| 76 | Andrew Ruppich | OL | 6-6 | 318 | 24 | 1 | Culver-Stockton | Wonder Lake, Ill. | FA-'22 |
| 77 | Peter Skoronski | OL | 6-4 | 313 | 22 | R | Northwestern | Park Ridge, Ill. | D1-'23 |
| 79 | Jaelyn Duncan | OL | 6-6 | 306 | 23 | R | Maryland | New Carrollton, Md. | D6-'23 |
| 85 | Chig Okonkwo | TE | 6-3 | 238 | 24 | 2 | Maryland | Powder Springs, Ga. | D4b-'22 |
| 86 | Kevin Rader | TE | 6-4 | 250 | 28 | 3 | Youngstown State | Pittsburgh, Pa. | FA-'22 |
| 88 | Trevon Wesco | TE | 6-3 | 267 | 28 | 5 | West Virginia | Martinsburg, W.Va. | UFA (CHI)-'23 |
| 90 | Ross Blacklock | DT | 6-5 | 307 | 25 | 4 | Texas Christian | Missouri City, Texas | FA-'23 |
| 91 | Keondre Coburn | DL | 6-2 | 332 | 23 | R | Texas | Houston, Texas | FA-'23 |
| 92 | Marlon Davidson | DT | 6-3 | 303 | 25 | 4 | Auburn | Greenville, Ala. | FA-'23 |
| 94 | Jaleel Johnson | DT | 6-3 | 316 | 29 | 7 | Iowa | Brooklyn, N.Y. | FA-'23 |
| 96 | Denico Autry | DL | 6-5 | 285 | 33 | 10 | Mississippi State | Albemarle, N.C. | UFA (IND)-'21 |
| 97 | Quinton Bohanna | DL | 6-4 | 360 | 24 | 3 | Kentucky | Memphis, Tenn. | FA-'23 |
| 99 | Rashad Weaver | OLB | 6-4 | 259 | 26 | 3 | Pittsburgh | Fort Lauderdale, Fla. | D4b-'21 |
| PRACTICE SQUAD (15): | | | | | | | | | |
| 25 | Darius Philips | DB | 5-9 | 190 | 28 | 6 | Western Michigan | Detroit, Mich. | FA-'23 |
| 28 | Shyheim Carter | DB | 5-10 | 194 | 26 | 1 | Alabama | Kentwood, La. | FA-'22 |
| 29 | Josh Thompson | DB | 6-0 | 194 | 25 | 2 | Texas | Nacogdoches, Texas | FA-'22 |
| 30 | Tay Gowan | DB | 6-2 | 185 | 25 | 2 | Central Florida | Covington, Ga. | FA-'23 |
| 36 | Kendall Sheffield | DB | 5-10 | 212 | 27 | 4 | Ohio State | Missouri City, Texas | FA-'23 |
| 48 | Thomas Rush | OLB | 6-3 | 251 | 23 | R | Minnesota | Marysville, Ohio | FA-'23 |
| 53 | Tae Crowder | LB | 6-1 | 235 | 26 | 4 | Georgia | Pine Mountain, Ga. | FA-'23 |
| 64 | James Empey | C | 6-3 | 297 | 27 | 1 | Brigham Young | American Fork, Utah | FA-'23 |
| 70 | Jordan Roos | G | 6-3 | 302 | 30 | 4 | Purdue | Celina, Texas | FA-'21 |
| 73 | Lachavious Simmons | OL | 6-5 | 315 | 27 | 3 | Tennessee State | Selma, Ala. | FA-'23 |
| 80 | Shi Smith | WR | 5-10 | 190 | 25 | 3 | South Carolina | Union, S.C. | FA-'23 |
| 82 | Tre'Shaun Harrison | WR | 5-11 | 188 | 23 | R | Oregon State | Seattle, Wash. | FA-'23 |
| 87 | Devin Asiasi | TE | 6-3 | 260 | 26 | 4 | UCLA | Shoreview, Calif. | FA-'23 |
| 89 | Thomas Odukoya | TE | 6-6 | 253 | 26 | 1 | Eastern Michigan | Almere, Netherlands | FA-'22 |
| 93 | David Moe | DT | 6-3 | 296 | 27 | 1 | Boise State | San Diego, Calif. | FA-'23 |
| RESERVE/INJURED (18): | | | | | | | | | |
| 4 | Ryan Stonehouse * (12/8) | P | 5-10 | 193 | 24 | 2 | Colorado State | La Verne, Calif. | FA-'22 |
| 5 | Kearis Jackson * (9/22) | WR | 5-11 | 196 | 24 | R | Georgia | Fort Valley, Ga. | FA-'23 |
| 14 | Colton Dowell (1/6) | WR | 6-3 | 212 | 24 | R | Tennessee-Martin | Lebanon, Tenn. | D7-'23 |
| 15 | Nick Westbrook-Ikhine (12/20) | WR | 6-2 | 211 | 26 | 4 | Indiana | Lake Mary, Fla. | FA-'20 |
| 25 | Hassan Haskins (8/28) | RB | 6-2 | 228 | 24 | 2 | Michigan | St. Louis, Mo. | D4a-'22 |
| 26 | Kristian Fulton * (12/13) | CB | 5-11 | 197 | 25 | 4 | Louisiana State | New Orleans, La. | D2-'20 |
| 36 | Julius Chestnut * (9/26) | RB | 5-11 | 228 | 23 | 2 | Sacred Heart | Bowie, Md. | FA-'22 |
| 37 | Amani Hooker (12/22) | S | 5-11 | 210 | 25 | 5 | Iowa | Minneapolis, Minn. | D4-'19 |
| 45 | Chance Campbell * (11/15) | LB | 6-2 | 232 | 24 | 2 | Mississippi | Ellicott City, Md. | D6b-'22 |
| 50 | Jack Gibbens (12/23) | LB | 6-3 | 242 | 25 | 1 | Minnesota | Bulverde, Texas | FA-'22 |
| 52 | Joe Jones * (12/8) | LB | 6-0 | 240 | 29 | 7 | Northwestern | Plano, Ill. | FA-'21 |
| 57 | Luke Gifford (12/23) | LB | 6-3 | 243 | 28 | 5 | Nebraska | Lincoln, Neb. | UFA (DAL)-'23 |
| 66 | Chris Hubbard * (11/25) | OL | 6-4 | 295 | 32 | 10 | Alabama-Birmingham | Columbus, Ga. | FA-'23 |
| 78 | Nicholas Petit-Frere * (11/11) | OL | 6-5 | 316 | 24 | 2 | Ohio State | Tampa, Fla. | D3a-'22 |
| 81 | Josh Whyte (12/30) | TE | 6-7 | 248 | 24 | R | Cincinnati | Cincinnati, Ohio | D5-'23 |
| 91 | Shakel Brown (8/14) | DT | 6-3 | 295 | 25 | R | Troy | Miami, Fla. | FA-'23 |
| 95 | Kyle Peko * (12/13) | DT | 6-1 | 305 | 30 | 5 | Oregon State | La Habra, Calif. | FA-'23 |
| 98 | Jeffery Simmons (12/23) | DT | 6-4 | 305 | 26 | 5 | Mississippi State | Macon, Miss. | D1-'19 |
| RESERVE/PHYSICALLY UNABLE TO PERFORM (1): | | | | | | | | | |
| 3 | Caleb Farley | CB | 6-2 | 197 | 25 | 3 | Virginia Tech | Maiden, N.C. | D1-'21 |

Active Roster Count: 53

As of Jan. 7, 2024

* - Eligible to Return From Reserve/Injured; () - date placed on IR

HEAD COACH: MIKE VRABEL

ASSISTANT COACHES: SHANE BOWEN (defensive coordinator), TIM KELLY (offensive coordinator), BRIAN BELL (assistant director of sports performance), SCOTT BOOKER (safeties), KYLAN BUTLER (offensive assistant), RYAN CROW (outside linebackers), TONY DEWS (tight ends), JUSTIN HAMILTON (defensive quality control), CHRIS HARRIS (defensive pass game coordinator/cornerbacks), JASON HOUGHTALING (offensive line), MATT JONES (offensive line assistant), BOBBY KING (inside linebackers), ZAK KUHR (inside linebackers assistant), ANTHONY LEVINE SR. (special teams assistant), LORI LOCUST (defensive quality control), CHARLES LONDON (pass game coordinator/quarterbacks), CLINTON McMILLAN (defensive line assistant), ROB MOORE (wide receivers), PAT O'HARA (passing game analyst), JUSTIN OUTTEN (run game coordinator/running backs), FRANK PIRAINO (director of sports performance), TOM QUINN (special teams), HALEY ROBERTS (sports performance assistant), TYLER ROUSE (sports performance assistant), LUKE STOCKER (offensive assistant), JOHN STREICHER (director of football administration), MIKE SULLIVAN (assistant offensive line), TERRELL WILLIAMS (assistant head coach - defense/defensive line)

HOW ACQUIRED KEY: FA (free agent), UFA (unrestricted free agent), RFA (restricted free agent), D (draft pick), W (waivers), T (trade)

2023 RECAP

DRAFT

TEAM NOTES

PLAYER NOTES

STATISTICS

ROSTERS